

BUILD \$6 AUTO TACHOMETER

POPULAR ELECTRONICS

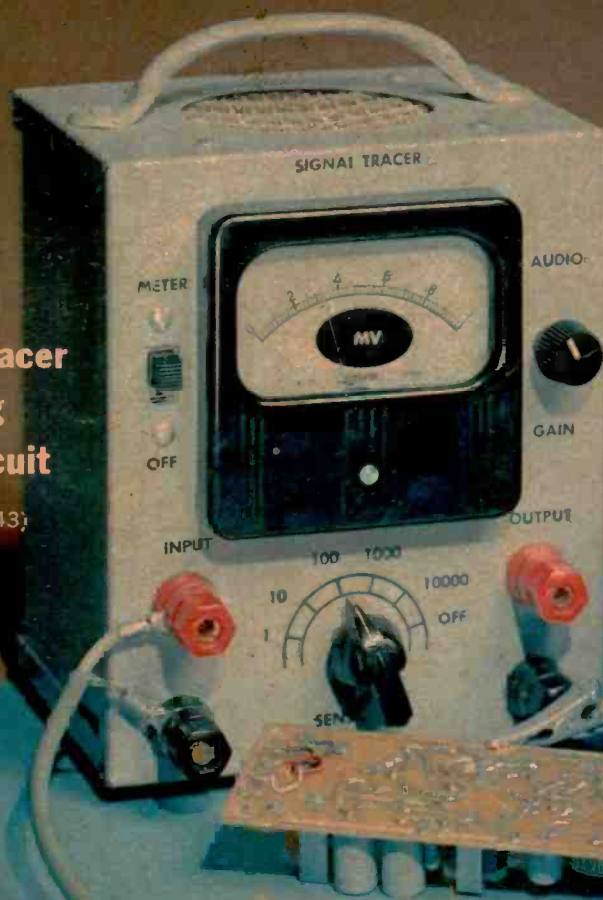
APRIL
1967

50
CENTS

Experiments in Biological Radio — How To Choose Your
Color Bar Generator — Simplified Sound Sync — Build
Incredible VFO — Electric Tic-Tac-Toe — CB Tuneups

Build
Signal Tracer
Using
FET Circuit

(see page 43)





***Learning
electronics
at home
is faster,
easier, more
interesting with new achievement kit***

Only NRI offers you this pioneering method of "3 Dimensional" home-study training in Electronics, TV-Radio . . . a remarkable teaching idea unlike anything you have ever encountered. Founded more than half a century ago—in the days of wireless—NRI pioneered the "learn-by-doing" method of home-study. Today, NRI is the oldest, largest home-study Electronics school. The NRI staff of more than 150 dedicated people has made course material entertaining and easy to grasp. NRI has simplified, organized and dramatized subject matter so that any ambitious man—regardless of his education—can effectively learn the Electronics course of his choice.

**DISCOVER THE EXCITEMENT
OF NRI TRAINING**

Whatever your reason for wanting knowledge of Electronics, you'll find the NRI "3 Dimensional" method makes learning exciting, fast. You build, test, experiment, explore. Investigate NRI training plans, find out about the NRI Achievement Kit. Fill in and mail the postage-free card. No salesman will call. NATIONAL RADIO INSTITUTE, Electronics Division, Washington, D. C. 20016

**GET A FASTER START IN THE
COURSE YOU CHOOSE WITH NRI'S
REMARKABLE ACHIEVEMENT KIT**

When you enroll with NRI we deliver to your door everything you need to make a significant start in the Electronics field of your choice. This remarkable, new starter kit is worth many times the small down payment required to start your training. And it is only the start . . . only the first example of NRI's unique ability to apply 50 years of home-study experience to the challenges of this Electronics Age. Start your training this exciting, rewarding way. No other school has anything like it. What do you get? The NRI Achievement Kit includes: your first set of easy-to-understand "bite-size" texts; a rich, vinyl desk folder to hold your training material in orderly fashion; the valuable NRI Radio-TV Electronics Dictionary; important reference texts; classroom tools like pencils, a ball-point pen, an engineer's ruler; special printed sheets for your lesson answers—even a supply of pre-addressed envelopes and your first postage stamp.



ELECTRONICS COMES ALIVE AS YOU LEARN BY DOING WITH CUSTOM TRAINING EQUIPMENT

Nothing is as effective as learning by doing. That's why NRI puts so much emphasis on equipment, and why NRI invites comparison with equipment offered by any other school, at any price. NRI pioneered and perfected the use of special training kits to aid learning at home. You get your hands on actual parts like resistors, capacitors, tubes, condensers, wire, transistors and diodes. You build, experiment, explore, discover. You start right out building your own professional vacuum tube voltmeter with which you learn to measure voltage and current. You learn how to mount and solder parts, how to read schematic diagrams. Then, you progress to other experimental equipment until you ultimately build a TV set, an actual transmitter or a functioning computer unit (depending on the course you select). It's the practical, easy way to learn at home—the priceless "third dimension" in NRI's exclusive Electronic TV-Radio training method.


SIMPLIFIED, WELL-ILLUSTRATED "BITE-SIZE" LESSON TEXTS PROGRAM YOUR TRAINING

Lesson texts are a necessary part of training, but only a part. NRI's "bite-size" texts are as simplified, direct and well-illustrated as half a century of teaching experience can make them. The amount of material in each text, the length and design, is precisely right for home-study. NRI texts are programmed with NRI training kits to make things you read come alive. As you learn, you'll experience all the excitement of original discovery. Texts and equipment vary with the course. Choose from major training programs in TV-Radio Servicing, Industrial Electronics and Complete Communications. Or select one of seven special courses to meet specific needs. Check the courses of most interest to you on the postage-free card and mail it today for your free catalog.

Available Under
**NEW
GI BILL**

If you served since
January 31, 1955, or
are in service, check GI
#1 in postage-free card.

custom training kits "bite-size" texts



POPULAR ELECTRONICS

WORLD'S LARGEST-SELLING ELECTRONICS MAGAZINE

VOLUME 26

APRIL, 1967

NUMBER 4

SPECIAL CONSTRUCTION FEATURE

- JAMES RANDALL 43** **MULTIPURPOSE FET SIGNAL TRACER**
Doubles as a millivoltmeter—a winning combination

FEATURE ARTICLES

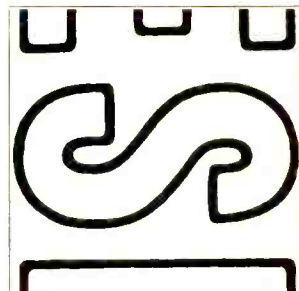
- HENRY R. ROSENBLATT 23** **"CAPSNAPPER" ARRESTS SHOCK HAZARD**
- ROBERT CORNELL 48** **WHAT YOU SHOULD KNOW ABOUT TV COLOR BAR GENERATORS**
Guide to features, functions, and things
- DAN HALACY 53** **BIOLOGICAL RADIO—ESP**
New experiments may unravel mystery of ESP
- A. J. LOWE 59** **SOUND SYNC'ER**
Stops motion on film with a bang
- RICHARD E. STAERZL 61** **S6 ELECTRONIC TACHOMETER**
Takes the guesswork out of gear shifts
- ROBERT P. BALIN 63** **GRAPH INTERPRETATION QUIZ**
- JOSEPH ZELLE 68** **НЕОБЫЧНАЯ ТЕЛЕВИЗИОННАЯ АНТЕННА**
- R. L. WINKLEPLECK, WA9IGU 69** **THE INCREDIBLE VFO**
You won't believe it till you see it!
- DANIEL MEYER, KMT2967 72** **GETTING THE MOST FROM YOUR CB RIG**
Tune-up for maximum modulation—not r.f. output
- KEN GREENBERG 74** **ELECTRIC TIC TAC TOE**
Colorful game makes good Science Fair project
- CHARLES J. SCHAUERS, W6QLV 76** **INFORMATION CENTRAL**
More questions answered on everything and anything
- HERB S. BRIER, W9EQG 79** **AMATEUR RADIO**
World peace and amateur radio
- MATT P. SPINELLO, KHC2060 81** **ON THE CITIZENS BAND**
- ALEX F. BURR, KK1395 82** **CB EN ROUTE—IS IT WORTHWHILE?**
- LOU GARNER 83** **SOLID STATE**
- ROBERT LEGGE 86** **ENGLISH-LANGUAGE BROADCASTS TO NORTH AMERICA**
- HANK BENNETT, W2PNA 87** **SHORT-WAVE LISTENING**
Spring catch—North Sea hospital ship
- WALT MILLER 88** **ANNOUNCING: UNUSUALLY ADAPTABLE COMPUTER**
- 94** **THE HOBBYIST**
- 116** **DX PROVINCES AWARDS PRESENTED**

DEPARTMENTS



How to take crash-action photos 59

- 8** **LETTERS FROM OUR READERS**
- 14** **OUT OF TUNE**
- 15** **READER SERVICE PAGE**
- 16** **TIPS & TECHNIQUES**
- 24** **NEW PRODUCTS**
- 28** **OPERATION ASSIST**
- 34** **ELECTRONICS LIBRARY**
- 36** **NEW LITERATURE**



At what wavelength is ESP? 53

POPULAR ELECTRONICS is indexed
in the Readers' Guide
to Periodical Literature

This month's cover photo by
Conrad Studios, Inc.

Copyright © 1967 by ZIFF-DAVIS PUBLISHING COMPANY. All rights reserved.

POPULAR ELECTRONICS, April 1967, Volume 26, Number 4, Published monthly at 307 North Michigan Avenue, Chicago, Illinois 60601. One year subscription rate for U.S., U.S. Possessions and Canada, \$5.00; all other countries, \$6.00. Second class postage paid at Chicago, Illinois and at additional mailing offices. Authorized as second class mail by the Post Office Department, Ottawa, Canada and for payment of postage in cash. Subscription Service: Portland Place, Boulder, Colorado 80302.

DEVRY TECH NOT ONLY TRAINS
YOU... BUT HELPS YOU GET
STARTED AT NO EXTRA COST IN
THE **BIG-MONEY FIELD** OF

ELECTRONICS!

✓ PREPARE AT HOME

Whether you want to prepare for a good-paying new job or for advancement in Electronics with your present employer, DeVry Tech offers specialized educational programs designed to meet your needs. You set up your own HOME LABORATORY and work over 300 construction and test procedures to develop on-the-job type skills. You build a quality Transistorized Meter, a 5-inch Oscilloscope and a special Design Console. DeVry also includes modern "programmed" texts, instructive motion pictures, Consultation Service. Effective? Yes!

✓ RESIDENT SCHOOL

If you prefer you may get all of your training in DeVry's U.S. or Canadian resident schools under the close guidance of friendly, experienced instructors. You work with a wide variety of commercial equipment similar to that actually used in industry as you prepare in our laboratories for a technician's job in Communications, Microwaves, Radio-Television, Automation, Radar, Computers, or other branch of Electronics. DeVry even provides part-time job placement service to those who wish to earn extra money while attending day or evening classes.

✓ PLACEMENT SERVICE

Meet W. E. Bartz, who has helped thousands of DeVry men toward exciting, profitable careers in Electronics. When YOU complete your program, he will help you too. As Placement Manager in touch with business and industry across the nation, Bartz knows the employer demand for DeVry-trained men. He has cooperated in placing our graduates with thousands of firms!

Men 18-45, start preparing NOW for this vast opportunity field. Soon you should be ready for DeVry's valuable employment help!

HOME LABORATORY EQUIPMENT
— YOURS TO KEEP!



EXPERIENCED
INSTRUCTORS



MAIL COUPON TODAY!

No Advanced
Education or
Previous Technical
Experience Needed
to Get Started

Your ambition and desire to succeed are more important! DeVry guides you every step of the way toward success.

DEVRY TECHNICAL INSTITUTE

4141 Belmont Avenue • Chicago, Illinois 60641

Accredited Member of National Home Study Council

Free

Send coupon
for these two
factual book-
lets NOW!



DeVry TECHNICAL INSTITUTE
4141 Belmont Avenue, Chicago, Ill., 60641 Dept. PE 4-X

Please give me your two free booklets, "Pocket Guide to Real Earnings," and "Electronics in Space Travel"; also include details on how to prepare for a career in Electronics. I am interested in the following opportunity fields: (check one or more):

- | | |
|--|---|
| <input type="checkbox"/> Space & Missile Electronics | <input type="checkbox"/> Communications |
| <input type="checkbox"/> Television and Radio | <input type="checkbox"/> Computers |
| <input type="checkbox"/> Microwaves | <input type="checkbox"/> Broadcasting |
| <input type="checkbox"/> Radar | <input type="checkbox"/> Industrial Electronics |
| <input type="checkbox"/> Automation Electronics | <input type="checkbox"/> Electronic Control |

Name _____ Age _____

Address _____ Apt. _____

City _____ State _____ Zip _____ Code _____

Check here if you are under 16 years of age.

2103 HOME STUDY AND RESIDENT SCHOOL TRAINING
AVAILABLE IN CANADA



The 'CADETS'

Citizens Band

Antennas by MOSLEY

Increasing numbers of campers are finding Citizens Band communications ideal for 'Keeping-In-Touch'.

For reliable communications, use a quality CB antenna by Mosley. Consider a Cadet (shown). Ideal for use on campers, boats, cars, trailers. The Cadet SUC-1 with suction cup for quick temporary installation, the Cadet PER-1 for permanent mounting.

Send for FREE 1967
CB Catalog no. 124pe

Mosley Electronics, Inc.

4610 N. Lindbergh Blvd.,
Bridgeton, Missouri 63042



CIRCLE NO. 20 ON READER SERVICE PAGE

POPULAR ELECTRONICS

PHILLIP T. HEFFERNAN
Publisher

OLIVER P. FERRELL
Editor

ROBERT CORNELL, WA2HDQ
Managing Editor

JOHN D. DRUMMOND
Technical Editor

WILLIAM GALBREATH
Art Director

MARGARET MAGNA
Associate Editor

ALEXANDER W. BURAWA
Assistant Editor

ANDRE DUZANT
Technical Illustrator

NINA KALAWSKY
Editorial Assistant

PATTI MORGAN
Editorial Assistant

H. BENNETT, W2PNA
H. S. BRIER, W9EGQ

L. E. GARNER, JR.

M. P. SPINELLO, KHC2060
Contributing Editors

LAWRENCE SPORN
Advertising Sales Manager

ARDYS C. MORAN
Advertising Service Manager

ZIFF-DAVIS PUBLISHING COMPANY

Editorial and Executive Offices
One Park Avenue, New York, New York 10016
212 679-7200

Eastern Advertising Manager, RICHARD J. HALPERN

Midwestern Office
307 North Michigan Avenue, Chicago, Illinois 60601
312 726-0892

Midwestern Advertising Manager, JAMES WEAKLEY

Western Office
9025 Wilshire Boulevard, Beverly Hills, California 90211
213 CResview 4-0265; Bradshaw 2-1161
Western Advertising Manager, BUD DEAN

Japan: James Yagi
Ishikawa Mansion
#4, Sakuragaoka
Shibuya-ku, Tokyo
462-2911-3

Circulation Office
Portland Place
Boulder, Colorado 80302

William B. Ziff, Chairman of the Board (1946-1953)

William Ziff, President

W. Bradford Briggs, Executive Vice President

Hershel B. Sarbin, Senior Vice President

Philip Sine, Financial Vice President

Walter S. Mills, Jr., Vice President, Circulation

Stanley R. Greenfield, Vice President, Marketing

Phillip T. Heffernan, Vice President, Electronics Division

Frank Pomerantz, Vice President, Creative Services

Arthur W. Butzow, Vice President, Production

Edward D. Muhlfeld, Vice President, Aviation Division

Irwin Robinson, Vice President, Travel Division

Ziff-Davis also publishes Airline Management and Marketing, Boating, Business & Commercial Aviation, Car and Driver, Cycle Electronics World, Fishing, HiFi/Stereo Review, Modern Bride, Popular Aviation, Popular Photography, Skiing, Skiing Area News, and Skiline Trade News. Travel Weekly is published by Robinson Publications, Inc., a subsidiary of Ziff-Davis Publishing Company.

All subscription correspondence should be addressed to POPULAR ELECTRONICS, Circulation Department, Portland Place, Boulder, Colorado 80302. Please allow at least six weeks for change of address. Include your old address, as well as new—enclosing if possible an address label from a recent issue.


EDITORIAL CONTRIBUTIONS must be accompanied by return postage and will be handled with reasonable care; however, publisher assumes no responsibility for return or safety of art work, photographs or manuscripts.




Member Audit Bureau
of Circulations

POPULAR ELECTRONICS



The  **Regency** Imperial is compatible with any CB transceiver on Single Sideband, Double Sideband, or conventional A.M. It provides you with **69** reception modes and **46** transmission modes within the 23 channel CB spectrum. It is the most advanced transceiver available today.....**\$299.00**

 **Regency** ELECTRONICS, INC.
 7900 PENDLETON PIKE
 INDIANAPOLIS, INDIANA 46227

Slightly higher west of Rockies

CIRCLE NO. 28 ON READER SERVICE PAGE

GARRARD'S "60"

...handsome, compact,
versatile "best buy"
among automatic
turntables.

The new 60 Mark II has an impressive list of features, including lever type cueing control and anti-skating compensation, previously available only on highest priced units. The oversized turntable is cast and heavily weighted. The tubular tone arm is dynamically balanced with a completely adjustable and resiliently mounted counterweight. It has a precise gauge for setting stylus pressure, and will track and trip under $1/2$ gram so that any cartridge can be used, including the newest elliptical types. The 60 Mark II (\$74.50, less base and cartridge) is just one of five new Garrard automatics. For a complimentary copy of colorful Comparator Guide describing all models, write Garrard, Dept. AD-13, Westbury, N.Y. 11590.



CIRCLE NO. 10 ON READER SERVICE PAGE

LETTERS FROM OUR READERS

Address correspondence for this department to:
Letters Editor, POPULAR ELECTRONICS
One Park Avenue, New York, N. Y. 10016

SOME CANADIAN NICKELS NOT "NICKEL"

Experimenters making "Tesla's Thermomagnetic Motor" (December, 1966) may experience some difficulty in finding Canadian "nickels," as not all of these coins are made of nickel. Some of the 1942 issue and all of the 1943 issue were made of tombac (88% copper, 12% zinc). In 1944 and 1945, the "nickels" were struck in chromium-plated steel, as well as a portion of the 1951 issue and all of the 1952, 1953, and 1954 issues. In 1955, nickel coinage was resumed, and has continued through 1966. If anyone has trouble with the motor, this may be the reason.



HARRIS RUBEN
Bayonne, N.J.

I will send a Canadian nickel to anyone who will send me ten cents in coin and a self-addressed envelope. These nickels are available in both circular and 12-sided shapes, and I will supply either one if a choice is specified.


A2C HAROLD H. TESSMANN, JR.
Box 186, Minot AFB
North Dakota 58701

Thanks for the info, Harris. Canada is not alone. We took the silver out of our quarters and dimes, and some countries have paper pennies. Harold, be sure your Canadian nickels really are made of nickel.

HETERODYNE VEGETATION METER

Writer William B. Morse in reporting on the "Heterodyne Vegetation Meter" (January, 1967) implies that the device was invented by the Neals, Donald L., and Lee R., of the U.S. Forest Service. The design concept and results of testing a capacitance de-

A New Electronic Slide Rule with Instruction Course



Why didn't someone think of this before?

Here's a great *new* way to solve electronic problems accurately...easily. The Cleveland Institute Electronics Slide Rule is the only rule designed specifically for the exacting requirements of electronics computation. It comes complete with an illustrated Instruction Course consisting of four AUTO-PROGRAMMED* lessons...each with a short quiz you can send in for grading and consultation by CIE's expert instructors. With this personal guidance, you'll soon be solving complex electronics problems in seconds while others still struggle along with pad and pencil.

Here's what Mr. Joseph J. DeFrance, Head of the Electrical Technology Dept., New York City Community College, has to say about it:


"I was very intrigued by the 'quikkie' electronics problem

solutions. It is an ingenious technique. The special scales should be of decided value to any technician, engineer, or student. The CIE slide rule is a natural."

See for yourself. Learn how to whip through all kinds of reactance, resonance, inductance, AC and DC circuitry problems in seconds...become a whiz at conventional computations too!

This all-metal 10" rule is made to our tough specs by Pickett, Inc....comes complete with top grain leather carrying case and Instruction Course. A \$50 value for less than \$25. Send coupon for FREE illustrated booklet and FREE Pocket Electronics Data Guide. Cleveland Institute of Electronics, 1776 E. 17th St., Dept. PE-131, Cleveland, Ohio 44114.

*TRADEMARK



**GET BOTH
FREE!**

How to Solve Electronics Problems in Seconds

With new Electronics Slide Rule and Instruction Course

SEND COUPON TODAY →

Cleveland Institute of Electronics
1776 E. 17th St., Cleveland, Ohio 44114

Please send FREE Electronics Slide Rule Booklet.
SPECIAL BONUS: Mail coupon promptly... get FREE Pocket Electronics Data Guide too!

Name _____ (Please Print)

Address _____

City _____

State _____ Zip _____

A Leader in Electronics Training... Since 1934

PE-131

sonotone's dynamic cardioid mike for taping

Are unwanted sounds spoiling your home tape recordings? Has everyday household noise got you down? Sonotone has the unidirectional answer: Our CDM80 dual impedance microphone.



This Sonotone microphone features the discriminating cardioid pattern that professional performers prefer. Captures every word, note and nuance directed into it, while suppressing extraneous, distracting noises, boominess and feedback.

Complete with on-off switch. 15-foot cable and shield. Impedances of 200 ohms and 50K ohms. Price: \$43.50



ELECTRONIC APPLICATIONS DIVISION
SONOTONE CORPORATION • Elmsford, N.Y. 10523
Exports: Singer Prods. Co., NYC. Cable: Exregnis, N.Y.

Write TODAY for Latest
Catalog on Sonotone Microphones

CIRCLE NO. 31 ON READER SERVICE PAGE

LETTERS

(Continued from page 8)

vice of this kind for measuring the volume of growth of range grasses were published several years ago by Mr. Joel E. Fletcher, at that time an employee of the U.S. Soil Conservation Service, and now a research professor on the staff of the Utah Water Resources Research Laboratory, Utah State University.

ROBERT B. HICKOK
Tucson, Ariz.

THE "BRUTE-70"

I would like to build your solid-state amplifier, the "Brute-70," (February, 1967) but consider it much too "high power" for me. What changes could be made to tone it down to 40 or 50 watts output? I have two "Sweet Sixteen" cabinets and speakers; also a 12" Altec Lansing speaker.

PATRICK J. MCCARTHY
Fruitland, Idaho

Is the "Four on the Floor" speaker system (November, 1966) capable of handling 70 watts? If not, could you recommend a speaker system for use with the "Brute-70"?

JOHN P. SERIO
Rochester, N.Y.

I have the original RCA article (circuit) on this amplifier, which was published in the latest RCA Transistor Manual (Series SC-12). Upon comparing the two, I found some discrepancies which I now call to your attention so that you may inform me if there were any printing errors. In the original schematic, C_4 (100 pF) is shown across C_3 and R_5 ; a 180- μ F (I am sure they meant a 180-pF) capacitor is shown from the base of the 40407 (Q_2) to ground; and both R_{15} and R_{16} are shown as 0.3-ohm resistors instead of 0.33- and 0.27-ohm units.

JOSE BANOS
Engineer, WXOK
Baton Rouge, La.

Jose, we contacted RCA prior to publishing this article, and they agreed that the changes made in the "Brute-70" were desirable improvements. We suggest that you follow the circuit as published in POPULAR ELECTRONICS. John and Pat, it stands to reason that if you overpower a set of speakers, they are apt to blow smoke rings. However, it isn't likely that you would drive any of the speakers mentioned hard enough to damage them. Just because a car is equipped with a 300-horsepower engine doesn't mean that you have to use full power to drive it, nor does it mean a car will be able to handle the full power safely, or for any length of time. But the smooth response to the touch of your toe and the reserve power make it desirable to have the big engine. Similarly, judicious use of level controls will let you enjoy the dynamic range of a high-power amplifier. You can control the power output from zero to its maximum rating. Do avoid wide-open op-



Interior, Tiffany & Co., jewelers.

greedy??...want everything?? Buy TWR-II

Raytheon TWR-11 super-star transceiver has just about everything

- small size • lightweight • low contour • low drain • low price • mod styling • optional coded calling privacy system • 12V DC operation • optional AC pedestal power supply • five watts input • ten channels • positive push button channel change • noise limiter • adjustable squelch • universal two-way mounting bracket • high impact mike case • coil cord • provision for external speaker • public address operation using outside loudspeaker • optional TWR-11T model has nine fixed channels plus tunable receiver plus optional 32V DC and 117V AC internally plug-in supplies.

The price is right . . . **159.95**

Code call accessory . . . **29.95**

RAYTHEON COMPANY

213 East Grand Ave. South San Francisco, Calif. 94080

RAYTHEON

Write for complete information on Ray-tel TWR-11 super-star.

CIRCLE NO. 27 ON READER SERVICE PAGE

NOW FROM

A Complete Automotive and Ignition Tune-Up System



MARK TEN

Capacitive Discharge Ignition System

\$44⁹⁵ Assembled

\$29⁹⁵ Kit Form

Get mileage you never dreamed of! 3 to 10 times spark plug life. Instant starts in all weather. Installs in only 10 minutes. Up to 20% gas savings. Dramatic increase in engine performance and acceleration.

2 NEW AUTO TUNE UP INSTRUMENTS



DWELL METER
\$12.95
Ppd.



TACH METER
\$14.95
Ppd.

These two new cousins to the world famous proven MARK TEN now give you the capability to tune your own car inexpensively, easily, with remarkable precision. These separate instruments are low cost, portable and the easiest to read you've ever seen.

- Delta's famous printed circuit design
- Superior in precision, quality and performance to instruments selling for FIVE TIMES as much
- Large dial, high quality jewel D'Arsonval meters
- Operates with standard, transistor or capacitive discharge systems as well as magnets
- Instant readings — no confusing scales

Send Your Order Today



DELTA PRODUCTS, INC.

P.O. Box 1147 PE • Grand Junction, Colo.

Enclosed is \$_____ Ship prepaid.

Ship C.O.D.

Please send:

- Dwell Meters @ \$12.95
- Tach Meters @ \$14.95
- Mark Tens (Assembled) @ \$44.95
- Mark Tens (Delta Kit) @ \$29.95
- (12 volt positive or negative ground only)

SPECIFY — Positive Negative
 6 or 12 Volt

Car Year _____ Make _____

Name _____

Address _____

City/State _____ Zip _____

DP 6-12

CIRCLE NO. 6 ON READER SERVICE PAGE

LETTERS *(Continued from page 10)*

eration; don't plug and unplug any inputs while the amplifier is on. One way to limit the power output is to lower the B+ voltage, but it isn't necessary for you to do so.

LOW-POWER STEREO AMPLIFIER

I have just read your "Brute-70" article (February, 1967), and am very much interested in this type of amplifier. Could you please tell me where I might obtain complete plans for a stereo solid-state power amplifier having only 25-40 watts per channel?

BRIAN SAMUELS
Kingston, Ontario, Canada

Brian, if you are worried about the high-power aspect of the "Brute-70," see our comments above. Among the best sources of a complete set of plans for a lower power amplifier are the kit manufacturers, and one or more of them might be persuaded to sell you a construction manual only. But if you decide to build an amplifier as described in any of these manuals, you would be wise to get the complete kit.

ODDS ON 7 ARE 6 TO 1

Regarding the "Electric Dice Game—No Dice" (October, 1966, *Letters*), I would like to correct Solomon Rosenstark on his correction of the odds for the dice game. He stated that the probability of getting a 7 on one throw of the dice was a sixteenth. It is a sixth.

L. R. BRITTEN
Oakland, Calif.

Don't blame Mr. Rosenstark, L.R.; this was a typographical error, and our proof-readers failed to catch it. Could be a case of a fifth on the rocks.

MOTORCYCLE BATTERIES

The "Tip" entitled "Use a Motorcycle Battery to Drive Your Projects" (January, 1967), is an excellent one. However, a much more versatile 6-volt battery which can be charged and/or discharged in any position without any leakage or acid fumes is available from Centralab distributors as Catalog No. RP-626. This battery is rated at 2.6 ampere hour at 6 volts (6.45 volts fully charged), and measures only 5.3" x 2.4" x 1.3".

N. E. NELSON
Sales Engr., Dist. Div.,
Centralab
Milwaukee, Ws.

COMPETITION FOR RABBIT EARS

I have a 19-inch portable TV set equipped with an indoor antenna in an aluminum trailer. When I sit in front of the TV (five feet away), there are times when the picture becomes fuzzy. Then, when I put my two hands

This **Remington** PREMIER PORTABLE TYPEWRITER

FREE



**WHEN YOU BUY THIS RCA WR-64B
COLOR BAR/DOT/CROSSHATCH
GENERATOR...THE ESSENTIAL
COLOR TV TEST INSTRUMENT**

Here's a deal you can't afford to miss! A FREE Remington portable typewriter—yours when you purchase the most essential color-TV test instrument—the RCA WR-64B!

Just imagine how handy your new typewriter will be—in the shop or at home. You'll use it almost as much as you use the RCA WR-64B—standard of the color TV servicing industry.

Here's how to get your FREE Remington Typewriter. Mail in the warranty card plus the gold label from the shipping carton of your new RCA color bar generator to RCA Test Equipment Headquarters, Bldg. 17-2, Harrison, N.J. We will ship your new Remington portable typewriter to you direct, freight prepaid. But remember—this offer covers only equipment purchased between February 1, 1967 and May 15th, 1967. To allow for postal delay, we will honor cards postmarked up to May 31st.

Plan NOW to take advantage of this BIG offer—a FREE Remington portable typewriter with your purchase of an RCA WR-64B color bar/dot/crosshatch generator.



The standard of the Color-TV Servicing Industry. Generates all necessary test patterns—color bars, crosshatch, dots plus sound-carrier. **Only \$189.50***

*Optional Distributor resale price. All prices subject to change without notice. Price may be slightly higher in Alaska, Hawaii, and the West.

Ask to see it at Your Authorized
RCA Test Equipment Distributor



RCA Electronic Components and Devices, Harrison, N.J.

The Most Trusted Name in Electronics

CIRCLE NO. 25 ON READER SERVICE PAGE

"IT'S FOR YOU... LONG DISTANCE"



"Long distance", of course, is a relative term . . . but when you're talking about mobile microphones, the "long distance" a Turner M+2 can provide can be awfully important. Even at distances where you now need a telephone to contact your base station, the M+2 gives you additional output with a twist of the dial. (And the Turner +2 in your base station gives you the increased output you need to complete the communication circuit.)

If YOUR mobile rigs aren't performing the way they should, see your nearest CB dealer or distributor . . . let him show you **why** the Turner M+2/Turner +2 combination is — indeed — unique in its field.



THE TURNER MICROPHONE COMPANY
946 17th Street N.E.
Cedar Rapids, Iowa

In Canada: Tri-Tel Associates, Ltd.
Export: Ad Auriema, Inc., 85 Broad St., New York, N.Y. 10004

CIRCLE NO. 34 ON READER SERVICE PAGE

LETTERS *(Continued from page 12)*

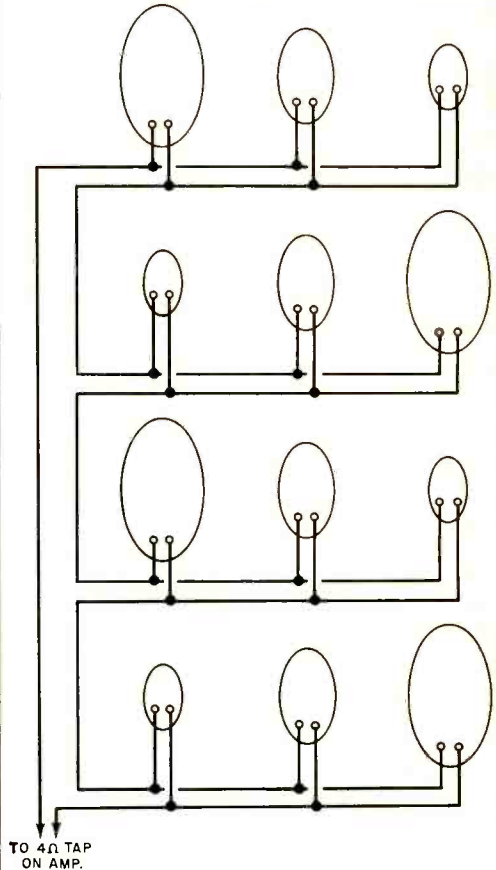
on top of my head, the picture clears up and becomes sharp. Why? Am I seeing things or is there an electromagnetic principle involved?

DR. P. STAPPENBECK
Fort Meyers, Fla.

Any type of antenna capable of affecting TV signals toys with electromagnetic principles, even if it's only a pair of hands. Rabbit ears, take note.

OUT OF TUNE

The "Mixed Twelve" Speaker System (*March, 1967, page 96*). Some copies of the magazine were distributed with an incorrect wiring diagram of the series-parallel speaker hookup. The error is obvious (all of the speakers



were shown wired in parallel), but check your copy to be sure. Clip out this correct diagram and paste it over the incorrect one if you have a bad copy.

-30-

POPULAR ELECTRONICS

READER SERVICE PAGE

**You can get
additional information promptly
concerning
products advertised or mentioned
editorially
in this issue**

1

Circle the number on the coupon below which corresponds to the key number at the bottom of the advertisement or is incorporated in the editorial mention that interests you.

2

Mail the coupon to the address indicated below.

3

Please use this address only for Product Service requests.

**POPULAR ELECTRONICS
P. O. BOX 8391
PHILADELPHIA, PA. 19101**

Please send me additional information about the products whose code numbers I have circled

1 2 3 4 5 6 7 8 9 10 11 12 13 14 15 16 17 18 19 20 21 22 23 24 25
26 27 28 29 30 31 32 33 34 35 36 37 38 39 40 41 42 43 44 45 46 47 48 49 50
51 52 53 54 55 56 57 58 59 60 61 62 63 64 65 66 67 68 69 70 71 72 73 74 75
76 77 78 79 80 81 82 83 84 85 86 87 88 89 90 91 92 93 94 95 96 97 98 99 100

NAME *(Print clearly)* _____

ADDRESS _____

CITY _____ **STATE** _____ **ZIP CODE** _____

VOID AFTER MAY 31, 1967

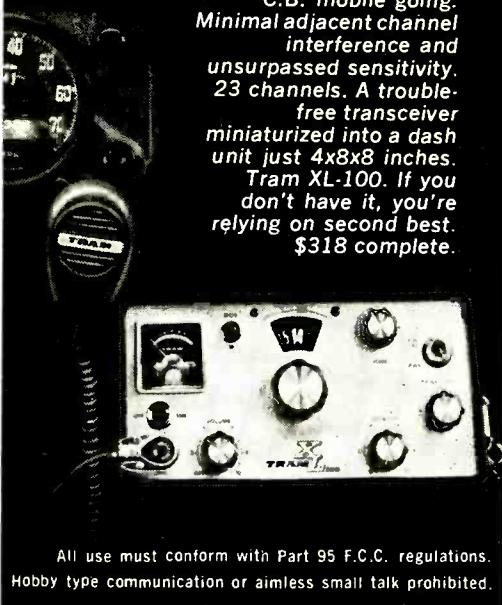
4N

XL-100 Now approved by
D.O.T. for use in Canada



Tram by-the- -sea

Showing up everywhere.
XL-100. The sharpest
C.B. mobile going.
Minimal adjacent channel
interference and
unsurpassed sensitivity.
23 channels. A trouble-
free transceiver
miniaturized into a dash
unit just 4x8x8 inches.
Tram XL-100. If you
don't have it, you're
relying on second best.
\$318 complete.



All use must conform with Part 95 F.C.C. regulations.
Hobby type communication or aimless small talk prohibited.

Tram Electronics, Inc.

Dept. No. E-4 Lower Bay Road, P.O. Box 187,
Winnisquam, N.H. Phone 603-524-0622.

CIRCLE NO. 33 ON READER SERVICE PAGE

PARTS

METHODS

IDEAS


GADGETS

DEVICES

TIPS & TECHNIQUES

CLOCK CASE BAFFLES SMALL SPEAKER

If you have an old electric clock that won't tell you the right time, you might give it a second chance to work for you. Remove the clock parts and use the cabinet to house an extra speaker for your transistor radio or to make a handy test speaker in your workshop. Drill a few holes in the case to allow



the sound to come through. You can paint or decorate the case to cover the original clock markings and to make it fit in with your room decor.

—Homer L. Davidson

PUT "ADD-A-CHANNEL" IN YOUR LIMITED-CHANNEL TRANSCEIVER

The versatility of single- and limited-channel transceivers can be increased if you install an extra transmit crystal socket on the front panel of your transceiver as shown circled in



the photo. You can then plug in a different, suitable, transmit crystal to operate on another available channel. Drill the mounting and socket terminal holes in the front panel,

and mount the socket. Then solder one end of a set of copper wires to the socket terminals and plug the other ends of the wires into the crystal socket inside the transceiver. Keep the wires as short as possible, and avoid loose connections.

—John F. Casazza

OLD RADIO AND TV POWER SUPPLIES GO MODERN WITH SOLID-STATE RECTIFIERS

You can substitute a pair of silicon diodes for a 5U4 tube rectifier to cut down on the heat generated in a power supply, and do away with the current-consuming heat-producing



Introducing EICO's New "Cortina Series"!

Today's electro-technology makes possible near-perfect stereo at moderate manufacturing cost: that's the design concept behind the new EICO "Cortina" all solid-state stereo components. All are 100% professional, conveniently compact (3 1/8"H, 12"W, 8"D), in an esthetically striking "low silhouette." Yes, you can pay more for high quality stereo. But now there's no need to. The refinements will be marginal and probably inaudible. Each is \$89.95 kit, \$129.95 wired.

Model 3070 All-Silicon Solid-State 70-Watt Stereo

Amplifier: Distortionless, natural sound with unrestricted bass and perfect transient response (no interstage or output transformers); complete input, filter and control facilities; failure-proof rugged all-silicon transistor circuitry.

Model 3200 Solid-State FM/MPX Automatic Stereo Tuner: Driftless, noiseless performance; 2.4µV for 30db quieting; RF, IF, MX are pre-wired and pre-tuned on printed circuit boards — you wire only non-critical power supply.

7 New Ways to make Electronics more Fun!


Save up to 50% with EICO Kits and Wired Equipment.



You hear all the action-packed capitals of the world with the **NEW EICO 711 "Space Ranger" 4-Band Short Wave Communications Receiver** — plus ham operators, ship-to-shore, aircraft, Coast Guard, and the full AM band, 550KC to 30MC in four bands. Selective, sensitive super-het, modern printed circuit board construction. Easy, fast pinpoint tuning; illuminated slide-rule dials, logging scale; "S" meter, electrical bandspread tuning, variable BFO for CW and SSB reception, automatic noise limiter, 4" speaker. Headphone jack. Kit \$49.95. Wired \$69.95.



More "ham" for your dollar than ever — with the one and only **SSB/AM/CW 3-Band Transceiver Kit, new Model 753** — "the best ham transceiver buy for 1965" — Radio TV Experimenter Magazine. 200 watts PEP on 80, 40 and 20 meters. Receiver offset tuning, built-in VOX, high level dynamic ALC, silicon solid-state VFO. Unequaled performance, features and appearance. Sensationally priced at \$189.95 kit, \$299.95 wired.



NEW EICO 888 Solid-State Engine Analyzer

Now you can tune-up, trouble-shoot and test your own car or boat.

Keep your car or boat engine in tip-top shape with this completely portable, self-contained, self-powered universal engine analyzer. Completely tests your total ignition/electrical system. The first time you use it — just to tune for peak performance — it'll have paid for itself. (No tune-up charges, better gas consumption, longer wear) 7 instruments in one, the EICO 888 does all these for 6V and 12V systems; 4, 6 & 8 cylinder engines.

The EICO 888 comes complete with a comprehensive Tune-up and Trouble-shooting Manual including RPM and Dwell angle for over 40 models of American and Foreign cars. The Model 888 is an outstanding value at \$44.95 kit, \$59.95 wired.



New EICOCRAFT® easy-to-build solid-state electronic TruKits: great for beginners and sophisticates alike. As professional as the standard EICO line — only the complexity is reduced to make kit-building faster, easier, lower cost. Features: pre-drilled copper-plated etched printed

circuit boards; finest parts, step-by-step instructions; no technical experience needed — just soldering iron and pliers. Choose from: Fire Alarm; Intercom; Burglar Alarm; Light Flasher; "Mystifier"; Siren; Code Oscillator; Metronome; Tremolo; Audio Power Amplifier; AC Power Supply. From \$2.50 per kit.



New EICO "Nava-23" (Model 7923) all solid-state 23-channel 5 watt CB Transceiver featuring a host of CB advances — plus exclusive engineering innovations.

EXCLUSIVE dual-crystal lattice filter for advanced razor-sharp selectivity of reception. **EXCLUSIVE** highly efficient up-converter frequency synthesizer, provides advanced stability and freedom from trouble in all 23 crystal-controlled transmit/receive channels. All crystals supplied. **EXCLUSIVE** use of precision series-mode fundamental crystals for superior transmit and receive stability. Wired only, \$189.95



Model 460 Wideband Direct-Coupled 5" Oscilloscope. DC-4.5mc for color and B&W TV service and lab use. Push-pull DC vertical amp., bal. or unbal. input. Automatic sync limiter and amp.

FREE 1967 CATALOG

PE-4

EICO Electronic Instrument Co., Inc.
131-01 39th Ave., Flushing, N. Y. 11352

Send me **FREE** catalog describing the full EICO line of 200 best buys, and name of nearest dealer. I'm interested in:

- test equipment
- stereo/hi-fi
- automotive electronics
- ham radio
- Citizens Band radio

Name _____

Address _____

City _____

State _____ Zip _____



Model 232 Peak-to-Peak VTVM. A must for color or B&W TV and industrial use. 7 non-skp ranges on all 4 functions. With exclusive Uni-Probe.® \$29.95 kit, \$49.95 wired.

CIRCLE NO. 8 ON READER SERVICE PAGE

The CB-20 "Reacter" is one of seven solid state CB transceiver brands on the market selling for less than \$100. Even if their specifications were

comparable,*

doesn't it

make

sense

to buy yours

from the company that

has built more communi-

cations rigs by a country

mile than all

the others put

together?



hallicrafters

A Subsidiary of Northrop Corporation
5th and Kostner Aves.
Chicago, Ill. 60624

*The CB-20's specs are a matter of conservative record: Channels: 5, crystal-controlled. Transistors: 12 plus 8 diodes, Zener voltage regulator. Sensitivity: One microvolt for 10 db S/N ratio. Audio power output: 3 watts. Power supply: 12 V. dc only. Modulation: high order. Microphone: push-to-talk ceramic. Maximum current drain: Receive, 0.75 amp.; Transmit, 1.4 amps. Dimensions: 7" x 6" x 2½" LWH. Weight: 4 lbs. PS-20 AC pedestal power supply available as an accessory.

Export: Int'l. Div. Canada: Gould Sales Co.
CIRCLE NO. 12 ON READER SERVICE PAGE

TIPS


(Continued from page 16)

filaments in the tube rectifier. Just be sure that you select suitably rated diodes and that they are connected properly. If polarity is not observed, you run the risk of destroying the filter capacitors as well as the diodes. The latter can be fitted directly into a tube base and soldered to the pins. Since silicon diodes have a smaller voltage drop than vacuum tube-type rectifiers, a higher voltage is delivered to the power supply's filter capacitors. In order to prevent damage to the capacitors, re-form them to the higher working voltage level simply by switching the a.c. power on and off a few times.

—J. F. Giunta

TWO-FOR-THE-PRICE-OF-ONE BATTERY HOLDER

The next time you need two D-cell battery holders and find that you have only one on hand, cut the holder in half and mount the two halves on a piece of wood, or on your

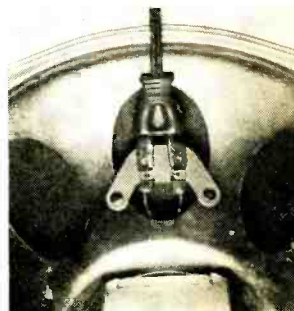


chassis, spaced just far enough apart to accept both cells. Use a fine-tooth hacksaw blade to cut through the center clips of the holder.

—Art Trauffer

A.C. LINE CORD DOUBLES AS SPEAKER CABLE

Speakers equipped with quick-disconnect connectors can be hooked up to a modified a.c. line cord and plug. Twist the prongs on the plug so that they are at right angles to their normal position. Then carefully enlarge the speaker connector slots just enough to accept the prongs. Plug in the power cord




as shown in the photo; adjust the connectors to obtain a snug fit and good electrical contact.

—Carl Dunant

a little difference...

Your "S"-meter may not measure it; but when a hill, tall buildings or other obstructions COME BETWEEN YOU AND SATISFACTORY RESULTS, you need an antenna that's just a little bit better.



ANOTHER
HY-GAIN FIRST!



hy-gain's

WORLD FAMOUS CLR 2

Has electrically extended $\frac{5}{8}$ wave radiator. Just a little bit taller, a bit more efficient and a lot more rugged than any copy of it sold.

1st
ANOTHER
HY-GAIN
FIRST!

hy-gain's
CLR 2
HEAVY DUTY!
EVEN BETTER!

It's irridite
treated to
MIL-specs for
more weather-
ability in any
atmosphere.

1st
ANOTHER
HY-GAIN
FIRST!


SEE YOUR HY-GAIN DEALER OR DIS

in **Hy-gain's** COMPLETE LINE of CB ANTENNAS AND ACCESSORIES

Hy-gain's ROTATABLE DUO-BEAMS

DUO-BEAM 10 MODEL 1110DB


**120 Watts
"Talk Power"**



\$119.95 Net

DUO-BEAM 6 MODEL 116DB


**93 Watts
"Talk Power"**



\$74.95 Net

DUO-BEAM 4 MODEL 114DB

**42 Watts
"Talk Power"**



\$44.95 Net

ALL HY-GAIN DUO-BEAMS HAVE THESE SPECIFICATIONS:

- SWR at Resonance—Less than 1.4:1
- Accept 52 ohm Coaxial Feedline
- Maximum Wind Survival—80 MPH

SPECIFICATIONS

	1110DB	116DB	114DB
ELECTRICAL: Front-to-Back Ratio	26 db	23 db	18 db
MECHANICAL: Boom Length	18 ft.	12'2"	3'1"
Cross Boom Length	24 ft.	14'	9'
Longest Element	18'9¾"	18'6½"	17'11"
Turning Radius	15'6"	9'6"	5'2"

"DISTINCTION" Hy-Q loading coil.

lifetime adjustable tuning rod.



TRUNK DECK JIFFY TOPPER

Guaranteed performance. Easy trunk lid installation. Mounts on trunk lip—no exterior holes to drill. 50" overall height. Complete with adjustable stainless steel mount, antenna, PL-259 connector and coaxial cable. Model TJCQ.....\$15.95 Net.



MARINE TOPPER

Guaranteed 1.5db Gain. Most efficient marine antenna available. Mounts on any wood or fiberglass boat. Quick disconnect. Weather resistant throughout. 59" overall. With 12' coax and PL-259 connector. Model TQMA.....\$24.95 Net.



SEND FOR LITERATURE TODAY OR SEE YOUR HY-GAIN DEALER OR DISTRIBUTOR

HY-GAIN ELECTRONICS CORPORATION

N.E. Highway 6 at Stevens Creek, Lincoln, Nebraska 68501

...and you will find a difference

BASE STATION

**Hy-gain's
WORLD FAMOUS
CLR 2**

**12.55 Watts
"Talk Power"**

**Has electrically
extended
5/8 wavelength
non-droop
radiator**

**Model CLR 2
\$3295 Net**

SPECIFICATIONS

ELECTRICAL

Effective Input Power 12.55 Watts
Typical SWR Less than 1.5:1
Coaxial Feedline..... .52 ohm
Omni-directional pattern

MECHANICAL

Overall Height of Radiator.....19'10"
Diameter of Radiator
(Tapers)..... 1-1/4" to 7/16"
Length of Radials.....9'
Radial Diameter
(Tapers)..... 5/8" to 5/16"
Mast Bracket Accepts.....up to 1-5/8"
Wind Survival.....100 MPH

GCLR2

**FOR COMMERCIAL APPLICATIONS –
MARINAS – COASTAL AREAS**

Entire Antenna Gold Iridite Treated to Mil-Spec for lasting durability.

Model GCLR 2 \$4450 Net

Same Operational Specs as CLR 2 with 120 MPH Wind Survival. (See other side for illustration)

MOBILE ANTENNAS

Hy-gain's MOBILE TOPPERS with the "MARK O"

All Hy-Gain Mobile Toppers have stainless steel radiator and



ROOF MOUNTS

All except TQRMB MAGNA TOPPER have single 3/8" dia. hole mount. All come complete ready to install with antenna, shock spring, mount, coax cable and PL-259 connector.

DX ROOF TOPPER

Guaranteed to outperform ANY other mobile antenna; 50" overall height.

Model TQRDX.....\$16.95 Net.

SHORTY ROOF TOPPER

Guaranteed to outperform any base loaded mobile antenna; only 19" overall height. Model TRQS.....\$15.50 Net.

MAGNA TOPPER

Magnet base installs instantly – no holes to drill – Holds firmly at speeds over 80 MPH. Capacitively grounded. You don't remove car finish! 28" overall height. Model TQRMB.....\$15.95 Net.



**FENDER
& COWL
MOUNTS**

Complete with antenna, single-hole chrome mount, coax cable and PL-259 connector.



TMCQ TOPPER

50" overall height. Model TMCQ.....\$14.95 Net.

**COMBINATION CB-AM/FM
"DUO-TOPPER"**

Replaces AM broadcast whip 50" overall height – chrome plated brass radiator – coupler precision tuned for CB; adjustable to optimum performance on AM/FM.

Model TTMPQ.....\$15.95 Net.

Non-telescoping Model with Stainless Radiator. Model TMPQ.....\$15.95 Net.

MEANS A LOT!



Hy-Gain has always been first with new developments in basic antenna design – the kind that make a difference in performance. We introduced the first full 5/8" wave base station antenna with the first static removing "top hat". The first duo-beams were introduced by Hy-Gain. We have led the field in mobile antennas with the "mark of distinction" top loaded design, which gives unparalleled performance.

Being first is not all – we have made more improvements to every basic antenna design. WE HAVE MORE EXPERIENCE! Because of more experience, because of superiority of basic antenna knowledge, because of the world's best antenna test range, all Hy-Gain BIG SIGNAL antennas are better, electrically and mechanically!

Hy-gain's

DUO-BEAMS

GET GREATEST RANGE POSSIBLE.

Uniquely designed directional antennas that compress pattern into a beam that reaches out farther than all the others.



**ANOTHER
HY-GAIN
FIRST!**

Hy-gain's

MOBILE "TOPPERS"

It can be seen... when your mobile topper has the "Mark of Distinction" – the Hy-Gain TOP-LOADED antenna – the most efficient made.

TRIBUTOR

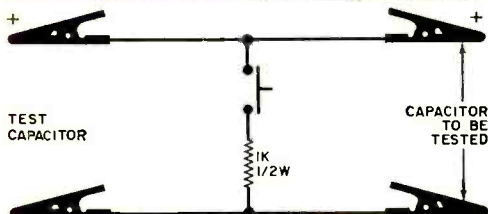

TOP SECTION OF TOPPER SHOWN ACTUAL SIZE

"CAPSNAPPER" ARRESTS SHOCK HAZARD AND PROTECTS ELECTROLYTICS

HAVE YOU EVER been "stung" by a not-quite-discharged electrolytic capacitor? The "Capsnapper" can take the sting out for you. It lets you conveniently jump a suspected capacitor with a good capacitor for quick test purposes, and then lets you safely discharge both capacitors after the power supply is shut off.

Construction of the "Capsnapper" is easy. Simply mount a rugged high-current momentary-type s.p.s.t. switch in a plastic box. Connect a 1000-ohm, 1/2-watt resistor in series with the switch, and wire both across the line as shown. One side of the "Capsnapper" goes to a good capacitor, and the other goes to the suspected capacitor in the power supply.

Be sure to observe polarity. Use insulated alligator clips just in case the capacitor in the power supply is still charged, and be sure the power supply is off when you connect the "Capsnapper." Depress the switch to drain off the charge.
—Henry R. Rosenblatt



After power is shut off, depress switch to safely discharge both capacitors through the resistor.

← CIRCLE NO. 37 ON READER SERVICE CARD

SPECIAL!
FROM POPULAR ELECTRONICS
DELUXE

Magazine Cases*

that hold
a full year's
copies!



These decorative, yet sturdily constructed cases are just what you've been looking for to keep your copies of Popular Electronics in easy-to-find order.

Constructed of reinforced fiberboard and covered in rich leatherette, these durable cases guard against soiling and tearing of your magazines while lending themselves handsomely to the decor of any room, whether it be a library, study, den, music room or pine-paneled garage. The magazine cases are available with embossed gold lettering in either an attractive maroon back with black sides or black back with maroon sides.

Specially designed to hold a full year's copies of Popular Electronics Magazine, the cases are only

\$3.50 each, 3 for \$10, 6 for \$19, FULLY GUARANTEED!

* Note: Magazine cases are also available for other of your favorite magazine titles. For prompt shipment, use the coupon below.

.....
Ziff-Davis Publishing Company, Dept. SD
One Park Avenue, New York, N. Y. 10016
Please send _____ Popular Electronics Magazine Cases.
Also send cases for the magazine titles indicated below:

TITLE	QUANTITY
_____	_____
_____	_____

- Black backing/maroon sides
- Maroon backing/black sides

Enclosed is \$_____ at \$3.50 per case.
3 for \$10, 6 for \$19 (Quantity prices apply for combination orders of more than one title). Orders outside U.S.A. please add \$1 additional for each file ordered.

Name _____
Address _____
City _____
State _____ Zip Code _____
Payment must accompany order. PE-47

NEW PRODUCTS

Additional information on products covered in this section is available from the manufacturers. Each new product is identified by a code number. To obtain further details on any of them, simply fill in and mail the coupon on page 15.

150-WATT STEREO RECEIVER KIT

Called "the world's most advanced stereo receiver," the solid-state AR-15 *Heathkit* uses two integrated circuits in the i.f. amplifier for hard limiting, excellent temperature stability, and increased reliability. Two crystal filters replace the usual i.f. transformers—and since there are no coils, no alignment or




adjustment is ever required. Field-effect transistors are employed in the FM tuner, and there are two calibrated tuning meters: a signal strength indicator plus a special "Center-Tune" meter which puts you on exact station frequency. The AR-15 is rated at 75 watts music power per channel for an 8-ohm load, 50 watts continuous power per channel. Seven circuit boards and three wiring harnesses aid kit assembly.

Circle No. 75 on Reader Service Page 15

POWER AND POLARITY CONVERTER

Pearce-Simpson has announced the "Power-Match" power and polarity converter, a unit that converts any automobile voltage to the 12 volts required to operate this company's solid-state CB two-way radios and other transistorized equipment. It permits negative-ground-only equipment to be operated from a 12-volt positive ground battery system. It also converts a 6-volt system (such as is used in Volkswagens) to 12 volts or to 18 volts, and 12-volt systems to 24 volts for unusual equipment requirements. The "Power-Match" is factory-wired for a 6-




volt input but can be quickly and simply modified for a 12-volt input. It takes about 10 minutes to install.

Circle No. 76 on Reader Service Page 15

LABORATORY OSCILLOSCOPE KIT

The Model KG-2100 Knight-Kit laboratory oscilloscope announced by *Allied Radio* is a d.c. to 5-MHz triggered sweep unit. Among its special features are lock-in characteristics that permit viewing stable waveform presentations even at upper frequency limits; a built-in Rotron fan for cool operation; high vertical sensitivity (5 mV/cm) for proper servicing of transistorized equipment; 85 nanoseconds rise time; horizontal response from d.c. to 800 kHz triggered sweep—200 nsec/cm down to 1 second; and regulated high- and low-voltage power supplies. The KG-2100 is also available factory-wired.



Circle No. 77 on Reader Service Page 15

FIVE-BAND SHORT-WAVE RECEIVER

Full coverage on five bands is promised for the imported "Explor-Air" Mark V short-wave receiver introduced by *Lafayette Radio Electronics*. The bands are: 0.55-1.6 MHz (medium-wave); 5.9-6.25 MHz (49 meters, international); 9.45-9.8 MHz (31 meters, short-wave); 11.45-12 MHz (25 meters, broadcast); and 15.05-15.5 MHz (19 meters). Mounted in a walnut-grained metal cabinet, the receiver is



a.c. transformer-powered, and features super-heterodyne circuitry with individual tuned circuits for each band. The slide rule dial is calibrated for easy reading, and there is a built-in 4" PM speaker, rear panel connection for a short-wave antenna, and a front panel headphone jack.

Circle No. 78 on Reader Service Page 15

BATTERY-OPERATED TURNTABLE

Claimed to be ideal for use with a transistorized portable phonograph, the *Olson* Model RP-336 battery-operated turntable has two speeds. A smooth-running d.c. motor, operating on 3 volts d.c., drives the weighted turntable at 33½ and 45 r/min. The RP-336 is 5½"

CIRCLE NO. 26 ON READER SERVICE PAGE →



RCA
Transistors
Rectifiers
Integrated
Circuits

For
EXPERIMENTERS
HOBBYISTS
HAMS
and
TECHNICIANS

LOOK FOR THIS
DISPLAY AT YOUR
RCA DISTRIBUTOR

Here displayed on the RCA Solid-State Center is the RCA SK-Series Transistors, Rectifiers, and Integrated Circuits; the new RCA 3N128 MOS Field-Effect Transistor; RCA's 40214 Silicon Stud Rectifier; and three RCA Experimenter's Kits. This new Solid-State Center, in addition to its host of devices, also includes technical literature to support the devices right on the rack. It's the "one-stop" answer to the solid-state needs of experimenter, hobbyist, ham, or the replacement requirements of the service technician.

All devices and kits are packaged in easily identifiable see-through packs for your convenience. Included with each device is broad performance data or specific ratings and characteristics where applicable.

RCA Solid-State Center Includes:

- RCA Experimenter's Kits. Three kits enable you to build a light dimmer or any one of 14 different circuits for dozens of applications around the house.
- RCA SK-Series "Top-of-the-Line" Devices: 17 Transistors, 2 Rectifiers, and 2 Integrated Circuits, for exper-

imenter or replacement use.

- RCA Technical Manuals. Four manuals include: RCA Experimenter's Manual, RCA Transistor Manual, RCA Linear Integrated Circuits Fundamentals Manual, and RCA Tunnel Diode Manual.
- RCA Solid-State Replacement Guide. Lists all RCA SK-Series "Top-of-the-Line" Transistors, Rectifiers, and Integrated Circuits and the more than 7,300 types which they replace.

Keep RCA Experimenter's Kits and the RCA SK-Series in mind when you're shopping for solid-state devices. Look for the RCA Solid-State Center. Now at your RCA Distributor. Do it today!

RCA Electronic Components and Devices, Harrison, N.J



The Most Trusted Name in Electronics

PRODUCTS (Continued from page 24)

in diameter and comes with a rubber mat to protect your records.

Circle No. 79 on Reader Service Page 15

AM/FM STEREO TUNER-AMPLIFIER

Automatic stereo switching is accomplished electronically in *Channel Master's* 120-watt (peak power) solid-state AM/FM stereo multiplex tuner-amplifier, eliminating the objectionable noise created when a relay is triggered by spurious responses. In the Model 6606, automatic overload protection for the



output stages is also provided; a unique multivibrator circuit in each channel cuts off forward bias to the output transistors if the speaker terminals become accidentally shorted. Frequency response is 20 to 40,000 Hz \pm 1 dB at 1 watt, 20-20,000 Hz \pm 1.5 dB at rated output of 60 watts (30 watts per channel).

Circle No. 80 on Reader Service Page 15

THREE-IN-ONE WALKIE-TALKIE

Designed primarily for use as a portable heavy-duty, 5-watt walkie-talkie with 7-channel coverage, the "CARRY-COMM" introduced by *Polytronics* will also serve as a mobile radio in auto or boat, and as a portable 12-volt or 117-volt base station. Carried in a handsome leather across-the-shoulder case, the fully transistorized CARRY-COMM runs on self-contained "D" cells, or a nickel-cadmium power pack, or on its own built-in power converter.

When used as a mobile two-way radio in auto or boat, it can be fitted into an optional mounting bracket.

Circle No. 81 on Reader Service Page 15

SHORT-WAVE RECEIVER KIT

You can save almost 30% of the purchase price of *EICO's* Model 711 "Space Ranger" by building it yourself, although it is also available factory-wired. And printed-circuit board construction makes the assembly job easy. The Model 711 is a four-band, full-capability

superhet, tuning from 550 kHz through 30 MHz—the 160-10 meter amateur radio bands, ship-to-shore broadcasts, weather reports, meteorologists, the Coast Guard, LORAN,



and the standard U.S. AM broadcast band. Features include a built-in ferrite rod antenna and provision for an external antenna, an S-meter, electrical bandspread tuning, a variable BFO, and an input for a Q-multiplier.

Circle No. 82 on Reader Service Page 15

SOLID-STATE CB RADIO

Twenty-one silicon transistors and six diodes are incorporated in the new *Sonar* Model J-23 Citizens Band radio. A dual-conversion unit with 23 channels, it has provisions for an external speaker and public address system.



Transmitter power output is 3.2 watts (nominal) from a 12.6-volt d.c. source for 5 watts input; an a.c. power supply

is available. Other features include a selective calling system (plug-in), 100% Class B modulation, triple-amplified a.g.c., adjustable squelch, and an isolated series noise gate. Frequency stability of the J-23 is said to be better than 0.005%.

Circle No. 83 on Reader Service Page 15

REVERBERATION AMPLIFIER

To add a new dimension (echo) to your electrical guitar or sound system, you can just plug your microphone, phono pickup, guitar, etc., into *Olson Electronics' Model RA-844* reverberation amplifier and the output of the



reverberator into your amplifier. No wiring or complicated hookup is necessary. Operating on a self-contained 9-volt battery, the RA-844 has two controls—one for volume and one for amount of reverberation.

Circle No. 84 on Reader Service Page 15

punchy galore



Was it possible to put *extra* punch, *extra* power and *extra* performance into a 5 watt CB mobile radio . . . and sell it for only \$99.95? B&K, creators of the famous Cobra CAM 88, thought so—and built the new Cobra V. The 5 channel Cobra V is solid state, all-the-way. Those who have heard it and tested it say it is a most remarkable achievement in miniaturization—in CB technology—in selectivity, sensitivity and 100% modulation. It's true; this one's got punch galore. We've proven it . . . now you can. At B&K Distributors.



A DIVISION OF DYNASCAN

1801 W. Belle Plaine, Chicago, Illinois 60613

WHERE ELECTRONIC INNOVATION IS A WAY OF LIFE

Popular SAMS BOOKS



USE THIS HANDY ORDER FORM

RECENTLY PUBLISHED! TIMELY!

- Troubleshooting Audio Equipment.** Stage-by-stage troubleshooting techniques for audio amplifiers and pre-amps, both tube and transistor types; also covers audio components, recorders, etc.
Order 20525, only \$3.25
- Know Your Oscilloscope.** NEWLY REVISED. Latest use of scopes for servicing and observing circuit action. New data on transistorized scope circuitry, triggered-sweep and dual-trace scopes.
Order 20549, only \$2.50
- ABC's of Electronic Organs.** NEWLY REVISED. Explains theory, development, and fundamentals and mechanics of playing the electronic organ; also circuitry, troubleshooting. Order 20551, only. . . \$2.25
- 101 More Ways to Use Your VOM and VTVM.** REVISED. Details additional special uses not covered in the prior "101 Ways" volume. Includes methods for testing household devices. Order 20513, only \$2.95
- ABC's of Short Wave Listening.** NEWLY REVISED. Describes the exciting world of short wave radio—international broadcasts, ham, police, aircraft, marine—even space signals. Order 20554, only \$2.25
- How To Read Schematic Diagrams.** Not only shows you how to read and interpret diagrams, but analyzes each component, its construction, and its circuit purpose and use. Order 20337, only \$2.25
- TV Servicing Guide.** Tells you how to apply proper trouble shooting procedures based on analysis of symptoms, illustrated by picture tube photos. Packed with troubleshooting and servicing hints.
Order 20361, only \$2.50
- Color-TV Servicing Made Easy. Vol. 1.** Full explanation of color principles, circuitry, setup adjustments, and servicing of all color-TV sets. Takes the mystery out of servicing color-TV. Order 20135 \$3.25
- ABC's of Citizens Band Radio.** NEWLY REVISED & UPDATED. All you need to know about planning and setting up a CB 2-way radio system. Explains functions, principles, setup and operation, latest rules and regulations. Order 20019 \$2.25
- Transistor Ignition Systems Handbook, 20238** \$2.95
- TV Tube Symptoms & Troubles, 20476** 1.95
- Citizens Band Radio Handbook, 20101** 3.50
- 2nd-Class Radiotelephone License Handbook, 20316** 4.75
- Modern Dictionary of Electronics, 20151** 7.95
- Handbook of Electronic Tables & Formulas, 20230** 3.95
- Color TV Trouble Clues, 20120** 1.95
- Solving TV Tough-Dogs, 20403** 3.25

FAMOUS ABC'S BOOKS

- Lasers & Masers, 20262 \$2.25
- Modern Radio, 20047 \$1.95
- Electronic Test Probes, 20039 2.25
- Transistors, 20440 2.25
- Computer Programming, 20123 2.25
- Tape Recording, 20395 1.50

— HOWARD W. SAMS & CO., INC. —

Order from any Electronic Parts Distributor, or mail to Howard W. Sams & Co., Inc., Dept. PE-4 4300 W. 62nd St., Indianapolis, Ind. 46268

Send books checked above. \$ _____ enclosed.

Send FREE Sams Book Catalog.

Name _____
PLEASE PRINT

Address _____

City _____ State _____ Zip _____

CIRCLE NO. 29 ON READER SERVICE PAGE



Through this column we try to make it possible for readers needing information on outdated, obscure, and unusual radio-electronics gear to get help from other P.E. readers. Here's how it works: Check the list below. If you can help anyone with a schematic or other information, write him directly—he'll appreciate it. If you need help, send a postcard to Operation Assist, POPULAR ELECTRONICS, One Park Avenue, New York, N.Y. 10016. Give maker's name, model number, year of manufacture, bands covered, tubes used, etc. State specifically what you want, i.e., schematic, source for parts, etc. Be sure to print or type everything legibly, including your name and address. Because we get so many inquiries, none of them can be acknowledged. POPULAR ELECTRONICS reserves the right to publish only those items not available from normal sources.

Delco Model R1128 receiver, ser. 7H709279; has 7 tubes. Schematic and source for parts needed. (Harold E. Cilley, Jr., 16027 8th N.E., Seattle, Wash. 98155)

Thordarson "Tru-Fidelity" transformers T3S22, T1A53, T2A68, T15D62. Connections and strappings needed. (Charles E. Maass, 37 Haddonfield Rd., Short Hills, N.J. 07078)

Fischer receiver; has 3 tubes (bayonet base), 2 audio transformers, and square busbar wiring. Source for tubes and other data needed. (Curt Londeroche, 46 W. Iowa Ave., St. Paul, Minn. 55117)

Farnsworth-Capehart Model 610P TV receiver; has 29 tubes and 10" CRT #10FP4. Schematic and other data needed. (Mark James, Box 1079, Santa Barbara, Calif.)

U.S. Television Mfg. Corp. TV receiver, ser. 3076, chassis B. Schematic needed. (David M. Noonan, 497 Laurel Ave., Bricktown, N.J. 08723)

Atwater-Kent Model 4910 receiver. Schematic, parts list, and service data needed. (Dennis Prothero, 1276 Oakcrest, St. Paul, Minn. 55113)

GE Model J-62 receiver; tunes 540 to 1600 kHz and 5.8 to 18 MHz; has 6 tubes. Ballast tube BL42D needed. (Raymond Pritchett, 105 Barrymore Blvd., Franklin Square, N.Y. 11010)

Moss Electronic Dist Co. Model TV-50 "Genometer" signal generator. Schematic and operating manual needed. (Owen Dell, 819-37th Ave., San Francisco, Calif.)

Superior Model TV-60 meter. Schematic and source for parts needed. (Lawrence J. Pearce, 1613 Tulagi, Barstow, Calif. 92311)

Fada receiver; tunes BC; has 9 tubes. Schematic and alignment data needed. (M.R. Lynn, 10644 146 St., Edmonton, Alberta, Canada)

Delco car radio, ser. SK-7233, circa 1960; tunes BC and has "Wondabar" tuning. Schematic and knobs needed. (Stanley Jones, Box 488, Hallandale, Miss. 38748)

Ampro "Super Stylist" 124051 16-mm. projector. Schematic of amplifier for projector needed. (Harold G. Rosenberg, Narragansett Rd., Mohegan Lake, N.Y. 10547)


Webster frequency converter, CV-253/ALR. Schematic and operating manual needed. (Guthrie M. Hatsfeld, H. H. Co., 1st BN. USAECB, Ft. Belvoir, Va. 22060)

Crosley receiver, circa 1927; has 3 tubes. Source for CD12 and WD10 tubes and wiring diagram needed. (Robert D. Bolster, 62 Control St., S. Easton, Mass.)

(Continued on page 30)

CIRCLE NO. 7 ON READER SERVICE PAGE →

The CB rig you can't kill.



Just \$169,
complete!

This is Courier's 23-channel TR-23S—the most reliable solid-state CB rig ever built. So reliable, it's **GUARANTEED FOR 10 YEARS!** With transmitter silicon-transistors manufactured to a higher peak voltage than ever before, plus new zener diode protection. A compact 5¼" W x 6¼" D x 17⁄8" H. Crystals supplied for all 23 channels. Complete with microphone. Illuminated S meter. Illuminated channel selector. PA system. Auxiliary speaker jack. Single-knob tuning. Modulation indicator. DC cord. Exclusive Courier "Safety Circuit" to protect against mismatched antenna, incorrect polarity and overload. See it at your Courier dealer, or mail coupon for full data.



COURIER PORT-A-PAK®

Makes your solid-state
Courier CB rig
completely portable
Fully self-contained
power pack—fits all
Courier solid-state rigs.

\$59.95

CHARGE-A-PAK®
(Battery Charger) \$12.95



COURIER COMMUNICATIONS, INC.

A Subsidiary of

electronics communications inc.

56 Hamilton Avenue, White Plains, N.Y.

Yes! I'd like to know all about Courier
TR-23S—the CB rig you can't kill.

Send me data on PORT-A-PAK®

Name _____

Address _____

City _____ County _____

State _____ Zip _____

PL-74

Surplus oscilloscope, OS-4/AP, ser. AS 52-1026. Schematic and operating manual needed. (Louis T. Bermann, 361 W. Cedar St., Oxnard, Calif.)

E.H. Scott receiver, circa 1940; tunes AM and FM; has 33 tubes. Servicing manual and data to convert FM portion of circuit to present frequency range needed. (J.M. Pollak, 5637 N. Haverford, Indianapolis Ind. 46220)

National Model NC100 receiver; tunes 0.54 to 30 MHz on 5 bands; has 11 tubes. Schematic and operating manual needed. (William Wheaton, 744 E. Stark Dr., Palatine, Ill. 60067)

Triumph Model 830 oscillograph wobblator. Operating manual needed. (Steve Kelem, 180 E. Giles Rd., Thousand Oaks, Calif. 91360)

Edison cylinder gramophone. Source for reproducer, carriage, and record holder needed. (Carl Stone, Box 892, Claresholm, Alberta, Canada)

Philco Model 70 receiver, circa 1930; tunes 550 to 1500 kHz; has 7 tubes. Schematic needed. (Roger Fox, 210 E. 7 St., Oswego, N.Y. 13126)

Zenith Model 12S268 receiver, circa 1940; tunes on 3 bands; has 11 tubes. Schematic and data for installing PM speaker needed. (Lee LaVigueur, 34979 Vickey Way, Yucaipa, Calif. 92399)

Electra "Miniphone" Model 800 CB transceiver; has 5 channels. Schematic needed. (T. W. Smith, Rt. 1, Lamons Dr., Rincon, Ga. 31326)

Sylvania Model 134 "Polymeter," ser. 3406; has 4 tubes. Schematic and parts list needed. (A. Meizis, 84 Haven St., New Haven, Conn. 06513)

Wilcox-Gay Model 5U tape recorder. Parts source and main drive belt needed. (Richard Schwall, 216 Hickory Ct., Northbrook, Ill. 60062)

Alamo amplifier, ser. 61838; has 3 tubes. Schematic and other data needed. (Thomas H. Licata, 190 Helm Ave., Wood-Ridge, N.J. 07075)

Philco Model 42-1638 receiver, code 121, chassis B97289; tunes AM and s.w. Schematic, operating manual, source for tubes and 32-8133M transformer needed. (Bradley Ambro, 119 E. Grant Highway, Marengo, Ill. 60152)

Westinghouse Model WR-328 receiver; has 7 tubes and magic eye. Cabinet needed. **Philco** Model 610 receiver; has 5 tubes. Speaker needed. (Clyde E. Propst, Rt. 2, Sellersville, Pa. 18960)

Solar Model CF capacitor analyzer. Operating manual needed. (Gilbert I. Mencher, 11356 Evans Trail, Beltsville, Md.)

Surplus Model I-166 "Volt-Ohmmeter," circa 1944. Meter and other data needed. (Charles Heick, 5537 Cleander Dr., Cincinnati, Ohio 45238)

Zenith "Trans-Oceanic" Model T-600, circa 1950; tunes 550 kHz to 18.2 MHz on 7 bands; has 6 tubes. Schematic, operating manual, and source for 50A1 tube needed. (A3C Roger Coons, Box 14318, CMR #4, Keesler AFB, Miss. 39534)

Philco Model 37-610 receiver, circa 1931; tunes BC and s.w.; has 5 tubes. Schematic and parts source needed. (C.J. Beers, 366 Katharine St., Buffalo, N.Y. 14210)

GE Model YTW-1 emission tube tester, circa 1950. Tube chart needed. (Bob Poland, 2 W. Frederick St., Piedmont, W. Va. 26750)

RCA Model 118 receiver; tunes BC and s.w.; has 5 tubes. Schematic and parts list needed. **RCA** "Radioia 66" Model AR-598 receiver; tunes 550 to 1500 kHz; has 8 tubes. Knobs needed. (Kenneth Pfitzer, 2700 Country-side Dr., Florissant, Mo. 63033)

Shell "Test-O-Matic" tube tester. Schematic and tube chart needed. (E.C. Galland, Industrial Arts Dept., William H. Carr Jr. H.S., 157 St. & 17 Ave., White-stone, N.Y. 11357)

BC 688A receiver, surplus, part of SCR 518A. Schematic and operating manual needed. (Victor Spector, Box 4150, Baker House, 362 Memorial Dr., Cambridge, Mass. 02139)

Zenith "Trans-Oceanic" Model T-600 receiver, chassis 61.40. Schematic and coil tuning data needed. (Stuart Moreau, 265 Castro St., San Francisco, Calif.)

(Continued on page 104)

How much performance can you expect from a \$69.50 turntable?

The most...when it's the new **Dual 1010A**



Only Dual could bring 'Dual quality' into the medium price field. Like the widely acclaimed \$129.50 Dual 1019, the new 1010A offers unrestricted flexibility of automatic and manual operation in either single play or changer mode. Famous Elevator-Action changer spindle interchanges with single play spindle. Free-floating low mass tone-arm with magnesium head, tracks flawlessly as low as 2 grams. Stylus overhang adjust assures minimum tracking error with any cartridge. Precise click stop adjust sets tracking

force without need for external gauge. Powerful new Dual Hi-Torque motor maintains speed within 0.1% even when line voltage varies $\pm 10\%$.


No need to settle for an ordinary changer because of price. The 1010A will upgrade your entire system for very little additional cost. See your franchised United Audio dealer, or write for literature.



535 MADISON AVE., NEW YORK, N. Y. 10022

CIRCLE NO. 35 ON READER SERVICE PAGE


New Heathkit® AR-15 Solid-State Stereo Receiver



150 Watts ... AM-FM Stereo ... \$329.95†



"Black Magic" Panel Lighting A touch of the power switch and presto! ... The black magic panel lights up with a slide-rule dial for easy tuning, and instant identification of all controls.



Integrated Circuits ... two are used in the IF amplifier for hard limiting, excellent temperature stability, increased reliability. Capture ratio is 1.8 db. Each IC is the size of a tiny transistor, yet each contains 10 transistors, 7 diodes, and 11 resistors.



Crystal Filters ... two are used in the IF amplifier to replace the usual transformers ... Heath hi-fi exclusive. Provide near-perfect bandpass characteristics, (70 db selectivity) yet no adjustment is ever needed!

Now From The World's Most Experienced Solid-State Audio Engineers Comes The World's Most Advanced Stereo Receiver ... The New Heathkit AR-15. There's nothing like it anywhere in the transistor stereo market place. Besides the use of space-age integrated circuits and exclusive crystal filters in the IF section, it boasts other "state-of-the-art" features like these:

150 Watts Dynamic Music Power ... the highest power output of any transistor stereo receiver ... delivers the coolest, most natural sound you've ever heard.

All-Silicon Transistor Circuitry ... a total of 69 transistors, 43 diodes and 2 IC's for maximum reliability.

Positive Circuit Protection ... four Zener diodes and two thermal circuit breakers protect the driver and output transistors from overload and short circuits of any duration.

Field Effect Transistor FM Tuner ... cascode 2-stage FET RF amplifiers and an FET mixer provide high overload capability, excellent cross modulation and image rejection. Sensitivity 1.8 uv. Features 4-gang variable capacitor and 6 tuned circuits for extreme selectivity under the most adverse conditions. Completely shielded ... completely assembled.

Two Calibrated Tuning Meters ... for signal levels, for center tuning — doubles as a VOM for check-out during or after kit assembly. Plus automatic switching to stereo, transformerless design, filtered outputs and a host of other deluxe features. Full details in **FREE** catalog.

† Kit AR-15, (less cabinet) 28 lbs. **\$329.95**
 AE-16, assembled wrap-around walnut cab., 7 lbs. **\$19.95**

AR-15 SPECIFICATIONS — AMPLIFIER SECTION: Dynamic Power Output Per Channel (Music Power Rating): 8 ohm load; 75 watts. **Continuous Power Output, Per Channel:** 8 ohm load; 50 watts. **Power Bandwidth For Constant 0.5% Total Harmonic Distortion:** 6 Hz to 25 kHz. **Frequency Response (1 watt level):** ±1 db, 6 to 50,000 Hz. ±3 db, 4 to 70,000 Hz. **Harmonic Distortion:** Less than 0.5% from 20 to 20,000 Hz at 50 watts output. Less than 0.2% at 1,000 Hz with 50 watts output. Less than 0.2% at 1,000 Hz with 1 watt output. **Intermodulation Distortion (60 Hz):** 6,000 Hz = 4:1 Less than 0.5% with 50 watts output. Less than 0.2% with 1 watt output. **Damping Factor:** 45. **Hum & Noise:** Volume control at minimum position; —80 db. **PHONO: Channel Separation:** PHONO: 45 db. TAPE & AUX.; 55 db. **Output Impedance (each channel):** 4, 8 & 16 ohms. **FM SECTION (Mono): Sensitivity:** 1.8 uv*. **Frequency Response:** ±1 db, 20 to 15,000 Hz. **Antenna:** Balanced input for external 300 ohm antenna, unbalanced, 75 ohm. **Volume Sensitivity:** Below measurable level. **Selectivity:** 70 db*. **Image Rejection:** 90 db. **IF Rejection:** 90 db minimum*. **Capture Ratio:** 1.5 db*. **AM Suppression:** 50 db*. **Harmonic Distortion:** 0.5% or less*. **Intermodulation Distortion:** 0.5% or less*. **Hum & Noise:** 65 db*. **Spurious Rejection:** 100 db*. **FM SECTION (Stereo): Channel Separation:** 40 db or greater. **Frequency Response:** ±1 db, 20 to 15,000 Hz. **Harmonic Distortion:** Less than 1% at 1,000 Hz with 100% modulation. **19 & 38 kHz Suppression:** 55 db or greater. **SCA Suppression:** 50 db. **AM SECTION: Sensitivity:** 12 microvolts at 1,000 kHz. **Image Rejection:** 60 db at 600 kHz, 40 db at 1400 kHz. **IF Rejection:** 70 db at 1,000 kHz. **Harmonic Distortion:** Less than 1.5% at 400 Hz, 90% modulation. **Hum & Noise:** < 45 db. **Power Requirements:** 105-125 or 210-250 volt 50/60 Hz AC. **Dimensions:** Overall, 16 3/4" wide x 4 3/4" high x 14 1/2" deep.

*Rated IHF (Institute of High Fidelity) Standards.



FREE CATALOG
 Describes these and over 250 kits for stereo/hi-fi, color TV, amateur radio, shortwave, test, CB, marine, educational, home and hobby. Save up to 50% by doing the easy assembly yourself. Mail coupon or write Heath Company, Benton Harbor, Michigan 49022

HEATH COMPANY, Dept. 10-4
 Benton Harbor, Michigan 49022

Enclosed is \$ _____, plus shipping.

Please send model (s) _____

Please send FREE Heathkit Catalog.

Name _____
 (Please Print)

Address _____

City _____ State _____ Zip _____

Prices & specifications subject to change without notice. HF-201

CIRCLE NO. 13 ON READER SERVICE CARD

Learn, Enjoy And Save . . . Build

Heathkit Rectangular Color TV's With Exclusive Self-Servicing



Kit GR-295
\$479⁹⁵*

(295 sq. inch viewing area)

Exclusive Features That Can't Be Bought In Ready-Made Sets At Any Price!

All color TV sets require periodic convergence and color purity adjustments. Both Heathkit Color TV's have exclusive built-in servicing aids, so you can perform these adjustments anytime . . . without calling in a TV serviceman . . . without any special skills or knowledge. Just flip a switch on the built-in dot generator and a dot pattern appears on the screen. Simple-to-follow instructions and detailed color photos in the manual show you exactly what to look for, what to do and how to do it. Results? Beautifully clean and sharp color pictures day in and day out . . . and up to \$200 savings in servicing calls throughout the life of your set.

Exclusive Heath Magna-Shield . . . surrounds the entire tube to keep out stray magnetic fields and improve color purity. In addition, **Automatic De-gaussing** demagnetizes and "cleans" the picture everytime you turn the set on from a "cold" start.

Choice Of Installation . . . Another Exclusive! Both color TV's are designed for mounting in a wall or your own custom cabinet. Or you can install either set in a choice of factory assembled and finished Heath contemporary walnut or Early American cabinets.

From Parts To Programs In Just 25 Hours. All critical circuits are preassembled, aligned and tested at the



Kit GR-180
\$379⁹⁵**

(180 sq. inch viewing area)

factory. The assembly manual guides you the rest of the way with simple, non-technical instructions and giant pictures.

Plus A-Host Of Advanced Features . . . a hi-fi rectangular picture tube with "rare earth" phosphors for brighter, livelier colors and sharper definition . . . **Automatic Color Control and Gated Automatic Gain Control** to reduce color fading and insure jitter-free pictures at all times . . . deluxe **VHF Turret Tuner** with "memory" fine tuning . . . **2-Speed Transistor UHF Tuner** . . . **Two Hi-Fi Sound Outputs** for play through your hi-fi system or connection to the special limited-field speaker . . . **Two VHF Antenna Inputs** — 300 ohm balanced and 75 ohm coax . . . **1-Year Warranty** on the picture tube, 90 days on all other parts . . . plus many more deluxe features. For full details, mail coupon for FREE Heathkit catalog.

*Kit GR-295, everything except cabinet, 131 lbs. . . \$479.95

GRA-295-1, walnut cabinet (shown above) 56 lbs. . . 19" D. x 31" H. x 34 1/2" W. \$62.95
Deluxe contemporary walnut & Early American cabinets also available at \$94.50 & \$99.95

**Kit GR-180, everything except cabinet, 102 lbs. . . \$379.95

GRA-180-1, walnut cabinet (shown above) 41 lbs. . . 18 1/4" D. x 28 1/4" W. x 29" H. \$49.95

Early American cabinet available at \$75.00

NEW! Heathkit Transistor Code Practice Oscillator




Kit HD-16
\$8⁹⁵

Learn Radio-Telegraph Code . . . ideal for beginning hams, or boy scouts working toward merit badge. Uses unijunction transistor with separate controls to vary tone frequency and volume. Hear tone through built-in speaker or a headphone set . . . features separate phone jacks for key and headphone outlet. For visual monitoring, just flip a switch and watch the top-panel blinker light. Includes key with plug and cord. 2 lbs.

Your Own Heathkit® Electronics!

NOW ... New Lower Prices On Harmony®-By-Heathkit® Guitars!



A Kit TA-16 **\$129⁹⁵**

A NEW Heathkit Transistor Guitar Amplifier

60 watts peak power; two channels — one for accompaniment, accordion, organ, or mike, — the other for special effects . . . with both variable reverb and tremolo; 2 inputs each channel; two foot switches for reverb & tremolo; two 12" heavy-duty speakers; line bypass reversing switch for hum reduction; one easy-to-build circuit board with 13 transistors, 6 diodes; 28" W. x 9" D. x 19" H. leather-textured black vinyl cabinet of ¾" stock; 120 v. or 240 v. AC operation; extruded aluminum front panel. 52 lbs.

American Made Harmony-By-Heathkit Guitars

All wood parts factory assembled, finished and polished . . . you just mount the trim, pickups and controls in predrilled holes and install the strings . . . finish in one evening.

These Valuable Accessories Included With Every Guitar Kit



Each guitar includes vinylized chipboard carrying case, cushioned red leather neck strap, connecting cord, Vu-Tuner® visual tuning aid, tuning record, instruction book and pick . . . worth \$19.50 to \$31.50 depending on model.

B Deluxe Guitar . . . 3 Pickups . . . Hollow Body

Double-cutaway for easy fingering of 16 frets; ultra-slim fingerboard — 24¼" scale; ultra-slim "uniform feel" neck with adjustable Torque-Lok

B
Kit TG-46
WAS \$219.95
NOW
\$189⁹⁵
(mftrs. list \$331.50)



C
Kit TG-26
WAS \$99.95
NOW
\$88⁵⁰
(mftrs. list \$146.95)



D
Kit TG-36
WAS \$119.95
NOW
\$94⁵⁰
(mftrs. list \$160.50)



reinforcing rod; 3 pickups with individually adjustable pole-pieces under each string for emphasis and balance; 3 silent switches select 7 pickup combinations; 6 controls for pickup tone and volume; professional Bigsby vibrato tail-piece; curly maple arched body — 2" rim — shaded cherry red. 17 lbs.

C Silhouette Solid-Body Guitar . . . 2 Pickups

Modified double cutaway leaves 15 frets clear of body; ultra-slim fingerboard — 24¼" scale; ultra-slim neck for "uniform feel"; Torque-Lok adjustable reinforcing rod; 2 pickups with individually adjustable pole-pieces under each string; 4 controls for tone and volume; Harmony type 'W' vibrato tail-piece; hardwood solid body, 1½" rim, shaded cherry red. 13 lbs.

D "Rocket" Guitar . . . 2 Pickups . . . Hollow Body

Single cutaway style; ultra-slim fingerboard; ultra-slim neck, steel rod reinforced; 2 pickups with individually adjustable pole-pieces for each string; silent switch selects 3 combinations of pickups; 4 controls for tone and volume; Harmony type 'W' vibrato tailpiece; laminated maple arched body, 2" rim; shaded cherry red. 17 lbs.



FREE

World's Largest Electronic Kit Catalog!

Describes these and over 250 kits for stereo, hi-fi, color TV, amateur radio, shortwave, test, CB, marine, education: at home and hobby. Save up to 50% by doing the easy assembly yourself. Mail coupon or write Heath Company, Benton Harbor, Michigan 49022

HEATH COMPANY, Dept. 10-4

Benton Harbor, Michigan 49022

Enclosed is \$ _____, plus shipping.

Please send model (s) _____

Please send FREE 1967 Heathkit Catalog.

Name _____

Address _____

City _____

State _____

Zip _____

Prices & specifications subject to change without notice.

CL-285





New Concord 300 Tape Recorder

unique portable with
automatic volume control and



No need to flip reels or rethread! With special Reverse-A-Track, the unique Concord 300 records or plays continuously in both directions to give you up to 6 hours of uninterrupted operation on a standard 4" reel—almost 50% longer than studio type recorders using 7" reels! Among many advanced-design features, this 6¼ lb. solid state electronics unit also includes automatic volume control for voice recording... with switch-off when you want volume variation for recording music. Operates on batteries or house current. Concord-designed and quality-controlled for easy operation, optimum recording and reproduction quality and rugged reliability... and priced under \$130! See, hear this newest addition to Concord's complete line of audio and video tape recorders. Ask for a demonstration at your Photographic, Hi-Fidelity or Radio-TV dealer.

Or Write Dept. V-4.

The Signature of Quality

**CONCORD
ELECTRONICS CORP.**

AUDIO TAPE RECORDERS
VIDEO TAPE RECORDERS
CLOSED CIRCUIT TELEVISION
COMMUNICATIONS PRODUCTS

1935 ARMACOST AVE. • LOS ANGELES, CALIFORNIA 90025
CIRCLE NO. 38 ON READER SERVICE PAGE

34

ELECTRONICS LIBRARY

101 QUESTIONS & ANSWERS ABOUT TRANSISTORS

by Leo G. Sands

Although many volumes have been written about transistor theory and semiconductor physics, this book is designed for students, experimenters, and technicians who want a better working knowledge of transistors and what they can do. It answers the most frequently asked questions about transistors and their applications in a simple, straightforward manner. No attempt has been made to include mathematics or discussions of atoms, electrons, etc., but schematics, graphs, and photographs are frequently used to illustrate the answers. Part 1 covers basic transistor types, functions, characteristics, and testing, while Parts 2-5 cover the various applications. A handy reference volume.

Published by Howard W. Sams & Co., Inc.,
4300 West 62 St., Indianapolis, Ind. 46206. Soft
cover. 112 pages. \$2.25.



COMPUTER DESIGN

by Ivan Flores

The technology surrounding the design and application of computers has necessitated the development of a specialized "language." This book—planned as a classroom text at the two-year technical institute level—reveals the design and structure of digital computers. It begins by interpreting just what is involved in a computer system and progresses—with adequate explanations—to the "fetch" cycle, circuitry, parity, bit site, etc. This is an excellent book for a student familiar with solid-state circuitry who needs information as to how these circuits are employed in digital computers and simultaneously needs to be able to discuss computers on an intelligent basis.

Published by Prentice Hall, Inc., Englewood
Cliffs, N.J. Hard cover. 464 pages. \$14.00.




RCA RECEIVING TUBE MANUAL, RC-25

If vacuum tubes are dying out, someone forgot to tell the RCA people. This perennially favorite handbook contains 32 more pages than the last edition and includes revised tube data, circuit suggestions, and new text material on basic tube functions.

Published by Electronic Components and De-
vices, Radio Corporation of America, Harri-
son, N.J. Soft cover. 608 pages. \$1.25. 30

CIRCLE NO. 15 ON READER SERVICE PAGE →



Now—the economical new Jerrold VUfinder 82-channel antenna provides the best possible 300-ohm all-channel color TV and FM reception. The VUfinder joins Jerrold's Coloraxial Pathfinder and Paralog-Plus antennas to give you another chance to obtain Jerrold reception quality:

- Sharp directivity eliminates color ghosts
- Flatness of ± 1 db per channel assures greater color fidelity
- Color-distorting phase shifts are eliminated

The Jerrold VUfinder Antenna actually works on both high and low band channels simultaneously—making each element serve double duty. The models are short, easier to install, and offer less wind loading than ordinary antennas of comparable gain. And each antenna comes complete with a UHF/VHF frequency splitter for the back of the set.

Focus on Jerrold. First with the finest products. For details on the Jerrold VUfinder 82-channel antenna, see your Jerrold distributor.

Fill the
"reception
gap" with the
new Jerrold
VU
FINDER ^{T. M.}
82-channel
antenna

JERROLD [®]

DISTRIBUTOR SALES DIVISION
401 Walnut Street, Phila., Pa. 19105

Thinking of college and
a space age career?



Send for this booklet on
**ENGINEERING TECHNOLOGY
AND ENGINEERING**

Learn how you can prepare for a dynamic career as an electrical or mechanical engineering technician or engineer in such exciting, growing fields as avionics, missiles, reliability control, fluid mechanics, data processing, metallurgy, microelectronics, and advanced aerospace research.

MSOE offers residence study programs leading to these degrees in engineering technology and engineering:

- 2 years — Associate in Applied Science
- 4 years — Bachelor of Science

Also get facts about scholarships and financial aids, job placement and other student services, plus photographs of MSOE technical laboratories and student activities. Courses approved for veteran training. For your copy, just mail the coupon — no obligation.

MSOE

Milwaukee, Wisconsin 53201

Milwaukee School of Engineering
Dept. PE-467, 1025 N. Milwaukee Street
Milwaukee, Wisconsin 53201

Please send the "Your Career" booklet.
I'm interested in

- Electrical fields Mechanical fields

Name.....Age.....

Address.....

City.....State.....ZIP.....

CIRCLE NO. 19 ON READER SERVICE PAGE

NEW LITERATURE

To obtain a copy of any of the catalogs or leaflets described below, simply fill in and mail the coupon on page 15.

Many recent additions to *Xcelite Incorporated's* line of professional screwdrivers, nut-drivers, pliers, snips, Seizers[®], adjustable wrenches, and specialized automotive tools are illustrated in full color in a new 24-page (8½" x 11") general catalog. New Series "99" items include a plastic "Tee" handle, more interchangeable blades, a 39-piece multipurpose tool kit and two "plastic view" screwdriver kits.

Circle No. 85 on Reader Service Page 15

Complete details are available on an improved radio-controlled garage door opener system just announced by *The Alliance Manufacturing Co., Inc.* Called the "Genie Model 401," the unit features a built-in time delay for the garage light which automatically provides illumination for a short period of time after the door is closed.

Circle No. 86 on Reader Service Page 15

The *Sencore* Bulletin No. 338, a 4-page, 2-color brochure, illustrates and describes six new test instruments: the CG10 and CG138 "Lo-Boy" standard color bar generators; MX11 "Channelizer" FM-stereo multiplex generator; TR139 in-circuit transistor tester; SM-112B "Service Master," a 2-in-1 VTVM/VOM; and the MU140 "Continental" mutual conductance tube tester.

Circle No. 87 on Reader Service Page 15

Technicians will find a wide choice of tube testers, a solid-state color signal generator, VTVM, VOM, component substitutor, CRT tester-rejuvenator, in-circuit capacitor tester, and an r.f. signal generator in the 16-page 1967 catalog announced by *Mercury Electronics Corporation*. In addition, many wire-it-yourself kits are featured.

Circle No. 88 on Reader Service Page 15


Amperex Electronic Corporation has available a new 20-page "Condensed Components Catalog" containing descriptions and basic specifications for its complete line of capacitors (electrolytic, foil, ceramic, and variable), resistors (linear and non-linear), speakers, and knobs.

Circle No. 89 on Reader Service Page 15

CIRCLE NO. 18 ON READER SERVICE CARD →

LAFAYETTE HB-525 Solid State Mobile 2-Way Radio

All Crystals Supplied!



• Size: 2 $\frac{3}{8}$ " by 6 $\frac{1}{4}$ " 99-3076WX*

All **23** CB Channels
Crystal Controlled

149⁹⁵
NO MONEY DOWN

Now . . . Accepts Priva-Com® Plug-in Private Tone Caller

- 19 Transistors, 7 Diodes, Thermistor
- Dual Conversion Receiver for Extra Selectivity and Sensitivity
- Full 5-Watt Input
- Range Boost™ Circuitry for Added Power
- 3-Position Delta Tune—Provides Accurate Fine Tuning
- Mechanical 455KC Filter for Superior Selectivity
- Push-to-Talk Dynamic Microphone
- Variable Squelch plus Series Gate Automatic Noise Limiting
- Public Address System (with external speaker)
- 12-Volt DC Operation (pos. or neg. ground) 6-Volt DC (with optional DC Power Supply)
- Pi-Network for Optimum RF Output
- 117 Volt AC Operation with Optional Power Supply

*Imported

FREE
Over 500 Pages

1967 CATALOG NO. 670

Featuring Everything in Electronics for

• HOME • INDUSTRY • LABORATORY

from the "World's Hi-Fi & Electronics Center"

LAFAYETTE Radio ELECTRONICS

Dept. ID-7 P.O. Box 10

Syosset, L. I., N. Y. 11791



Send me the FREE 1967 LAFAYETTE Catalog 670


ID-7

Name -----

Address -----

City ----- State ----- Zip -----

**“He’s a good worker.
I’d promote him right now
if he had more
education in
electronics.”**



Could they be talking about you?


You'll miss a lot of opportunities if you try to get along in the electronics industry without an advanced education. Many doors will be closed to you, and no amount of hard work will open them.

But you can build a rewarding career if you supplement your experience with specialized knowledge of one of the key areas of electronics. As a specialist, you will enjoy security, excellent pay, and the kind of future you want for yourself and your family.

Going back to school isn't easy for a man with a full-time job and family obligations. But CREI Home Study Programs make it possible for you to get the additional education you need without attending classes. You study at home, at your own pace, on your own schedule. You study with the assurance that what you learn can be applied to the job immediately.

CREI Programs cover all important areas of electronics including communications, servo-mechanisms, even spacecraft tracking and control. You're sure to find a program that fits your career objectives.

You're eligible for a CREI Program if you work in electronics and have a high school education. Our FREE book gives complete information. Airmail postpaid card for your copy. If card is detached, use coupon below or write: CREI, Dept. 1226E, 3224 Sixteenth Street, N.W., Washington, D.C. 20010.



The Capitol Radio Engineering Institute
 Dept. 1226 E, 3224 Sixteenth Street, N.W., Washington, D.C. 20010

Please send me FREE book describing CREI Programs. I am employed in electronics and have a high school education.

NAME _____ AGE _____

ADDRESS _____

CITY _____ STATE _____ ZIP CODE _____

EMPLOYED BY _____

TYPE OF PRESENT WORK _____ GI BILL

I am interested in Electronic Engineering Technology
 Space Electronics Nuclear Engineering Technology
 Industrial Electronics for Automation
 Computer Systems Technology

APPROVED FOR VETERANS ADMINISTRATION TRAINING

If You Service Citizens Radio Transceivers...

you should have

AN INTERNATIONAL

C-12B

FREQUENCY METER

Four Instruments In One

The C-12B is more than a frequency standard—it measures power output, measures AM modulation, and is a signal generator... all self contained in one convenient unit.

check these features!

■ **Frequency Measurement** — Range 26.965 mc to 27.255 mc. Frequency stability $\pm .0025\%$ 32°F to 125°F; $\pm .0015\%$ 50°F to 100°F.

■ **Power Measurement** — 0 to 5 watts, accuracy $\pm 1/4$ watt.

■ **Counter Circuit** — Frequency range 0 to 3 kc. Residual error 100 CPS @ zero beat.

■ **AM Modulation Measurement** — Range 0 to 100%. Accuracy 3% @ 400 CPS @ 80% modulation.

■ **Signal Generator** — Frequency range 26.965 mc to 27.255 mc. Low output 1 microvolt through special pick-off box furnished with meter. High output 100 microvolts through output jack.



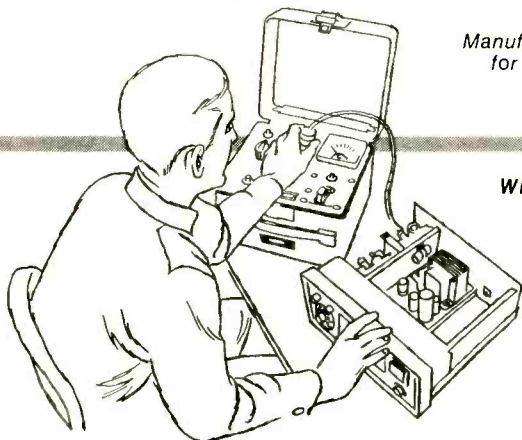
■ **Panel Controls** — Channel selector, 24 positions • "Hi-Lo" frequency adjust • RF level control • Modulation set • Power • Meter calibration adjust • Function selector, 7 positions • Modulation • RF • Deviation • Calibration • Battery Test "A" • Battery Test "B" • Battery Test "C".

■ **Battery Power Required** — 1½ vdc @ 60 ma, 67½ vdc @ 5 ma, 9 vdc.

The C-12B is capable of holding 24 crystals and comes with 23 crystals installed. Everything you need including connecting cable, PK box, dummy load, and batteries.

Cat. No. 620-101 \$300.00

Manufacturers of precision electronic products for home, industry and aerospace needs.



WRITE FOR COMPLETE CATALOG



CRYSTAL MFG. CO., INC.

18 NO. LEE OKLA. CITY, OKLA. 73102

CIRCLE NO. 14 ON READER SERVICE PAGE



BUILD **MULTIPURPOSE** COVER STORY

FET SIGNAL TRACER

IT'S SO SENSITIVE
YOU CAN TRACE
A SIGNAL
ALL THE WAY UP TO
THE RECEIVER INPUT

By **JAMES RANDALL**

HERE'S a honey of a signal tracer you can build for less than the cost of an ordinary commercial unit, and yet is so versatile you can use it as a millivoltmeter, output meter, microphone preamplifier, auxiliary audio amplifier for tests and experiments, tape recorder monitor and, of course, as a sensitive and accurate signal tracer for testing and trouble-shooting audio- and radio-frequency circuits.

The advanced circuitry, featuring a field-effect transistor (FET) to achieve high input impedance and prevent circuit loading, includes a high-gain transistor preamplifier and a packaged imported audio amplifier that provide so much gain you can trace a signal right up to the very input of a receiver with a demodulator probe. Test results can be monitored visually on a panel voltmeter, externally on a scope, or aurally on a built-in speaker or optional headphones.

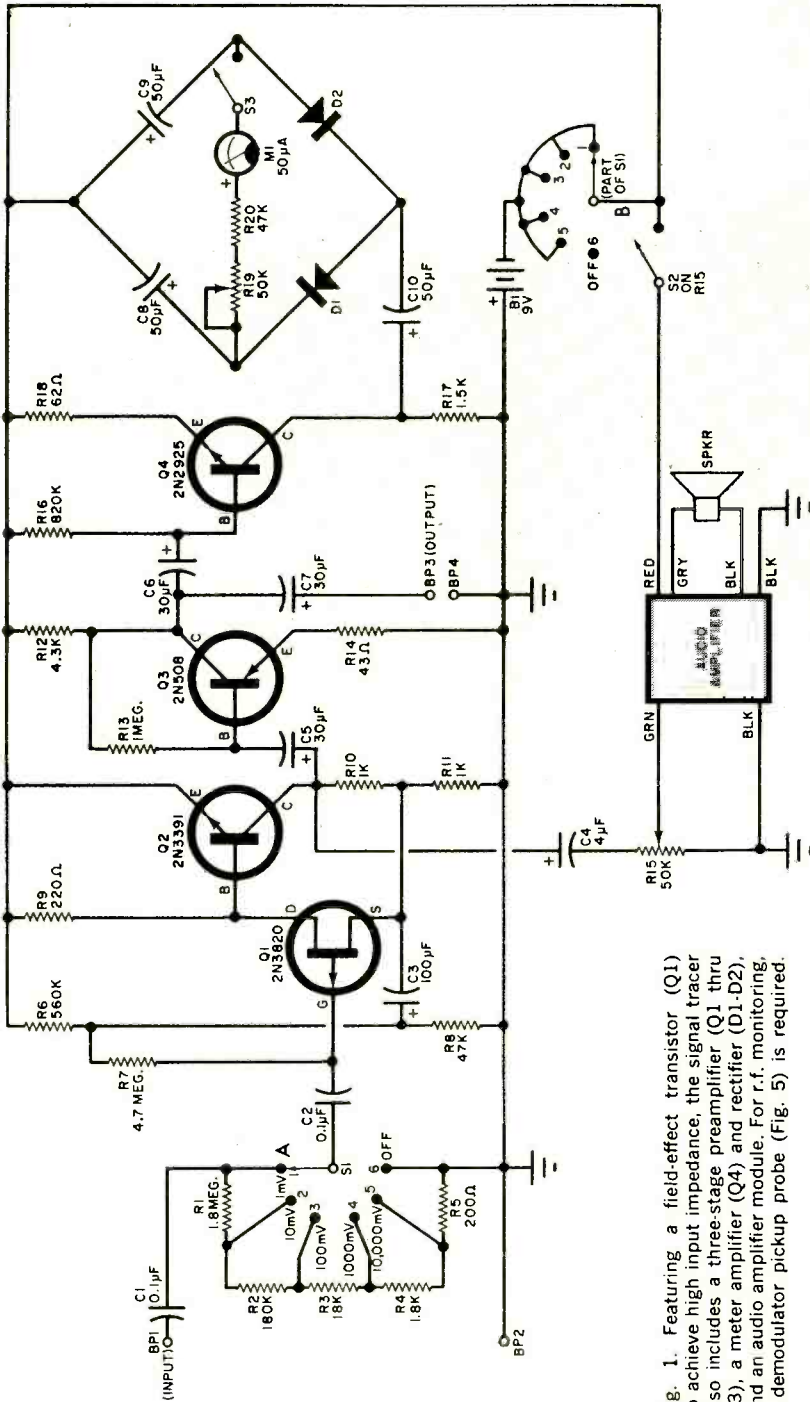


Fig. 1. Featuring a field-effect transistor (Q1) to achieve high input impedance, the signal tracer also includes a three-stage preamplifier (Q1 thru Q3), a meter amplifier (Q4) and rectifier (D1-D2), and an audio amplifier module. For r.f. monitoring, a demodulator pickup probe (Fig. 5) is required.

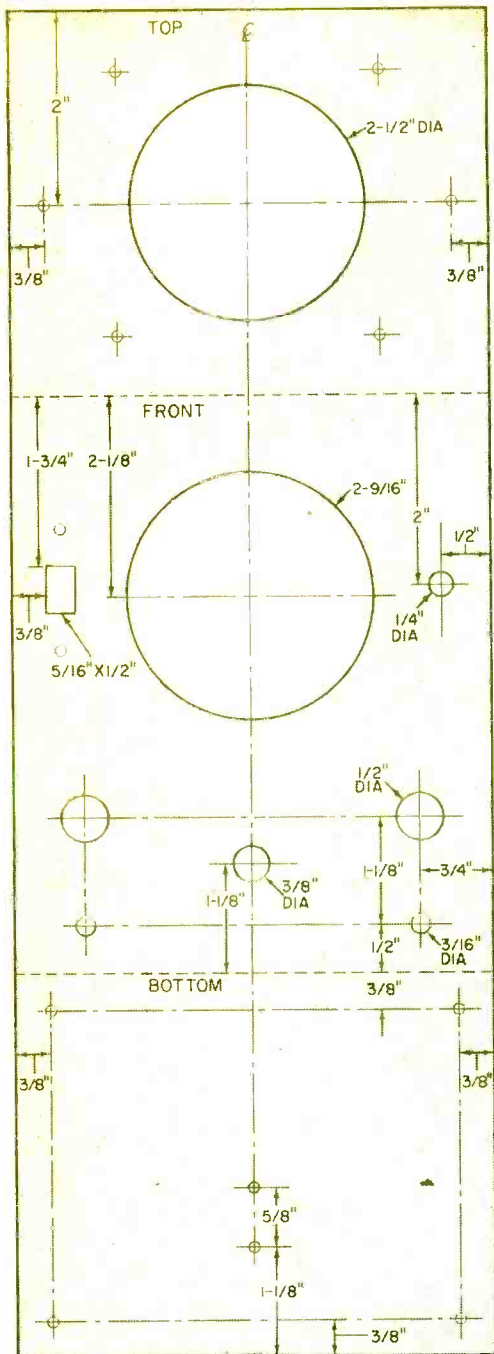


Fig. 2. If you use the recommended-size utility cabinet, you can follow these dimensions when you lay out the cabinet. Compare your speaker and meter sizes with the respective cutouts before punching any holes.

SPECIFICATIONS

Input Impedance	2 megohms
Voltage Range	100 μ V to 10 volts
Preamplifier	
Voltage Gain	200
Audio Amplifier	
Output Power	100 milliwatts
Power Requirements	9-volt battery

PARTS LIST

- B1—9 volt transistor battery
 BP1, BP2, BP3, BP4—5-way binding post
 C1, C2—0.1- μ F, 100-volt capacitor
 C3—100- μ F, 6-WVDC, miniature electrolytic capacitor
 C4—4- μ F, 12-WVDC, miniature electrolytic capacitor
 C5, C6, C7—30- μ F, 12-WVDC, miniature electrolytic capacitor
 C8, C9, C10—50- μ F, 6-WVDC, miniature electrolytic capacitor
 D1, D2—1N60 germanium diode
 M1—3" meter, 0-50 μ A (Lafayette 99 C 5042 or similar)
 Q1—2N3820 field effect transistor
 Q2—2N3301 transistor
 Q3—2N508 transistor
 Q4—2N2925 transistor
 R1—1.8 megohms, \pm 5%
 R2—180,000 ohms, \pm 5%
 R3—18,000 ohms, \pm 5%
 R4—1800 ohms, \pm 5%
 R5—200 ohms, \pm 5%
 R6—560,000 ohms
 R7—4.7 megohms
 R8—47,000 ohms
 R9—220 ohms, \pm 5%
 R10, R11—1000 ohms, \pm 5%
 R12—4300 ohms
 R13—1 megohm
 R14—43 ohms
 R15—50,000-ohm potentiometer (with switch S2)
 R16—820,000 ohms
 R17—1500 ohms
 R18—62 ohms
 R19—50,000-ohm potentiometer
 R20—47,000 ohms—see text
 S1—2-pole, 6-position miniature switch
 S2—S.p.s.t. switch (on R15)
 S3—S.p.d.t. slide switch
 1—100-mW, 4-transistor, imported audio amplifier (Lafayette 99 C 9042 or similar)
 1—6" x 5" x 4" utility cabinet
 Misc.—Rubber feet (4), 1/4"-long #6 spacers (2), handle, grille cloth, pointer knob for S1, circuit board, wire, solder, battery clip, etc.
 Accessories—Oscilloscope demodulator probe (1); oscilloscope direct probe (1)

all resistors
1/2-watt

USING THE SIGNAL TRACER

To signal-trace the r.f. and i.f. stages of a receiver, use a demodulator probe at the input binding posts. Set the dial of the receiver under test to a local station, or apply a signal at the receiver input using a signal generator. Then turn the receiver on.

For aural signal-tracing turn on the signal tracer, set its sensitivity control to 1 mV, and advance the volume control as necessary for comfortable listening. Starting at the receiver antenna coil, touch the probe tip in turn to the input and output of each stage in the receiver through the audio section. When you lose the signal, the difficulty lies in the stage just preceding the last test point. You can get an indication of the gain of each stage by the amount the sensitivity and gain controls must be reduced to maintain equal volume.

For visual monitoring, the audio amplifier can be turned off and the signal voltage read on the panel millivoltmeter, or on a scope connected at the output binding posts. You can also monitor the incoming signal at these binding posts with a pair of headphones.

To use the signal tracer as an audio amplifier for a microphone, tape recorder, phonograph, etc., connect the source to the input terminals with a shielded cable or direct probe, and use either the internal speaker or external remote speaker for listening.


Circuit Description. The signal tracer (Fig. 1) consists of a step attenuator (*R1* through *R5*), a three-stage preamplifier (*Q1* through *Q3*), a meter amplifier (*Q4*) and bridge, and a packaged audio amplifier and speaker.

An input signal is attenuated as necessary by the setting of *S1* before it is applied, through *C2*, to the gate of FET *Q1*, biased by *R7*. The amplified output at *Q1*'s drain is direct-coupled to the base of *Q2*, biased by the drop across *R9*. The output at the collector is fed through *C5* to the base of *Q3*, biased by *R13*, and to the audio amplifier module through *C4* and gain control *R15*.

A signal at *Q3*'s collector can be monitored at OUTPUT binding posts *BP3* and *BP4*, across coupling capacitor *C7*, and is also fed through *C6* to the base of *Q4*, biased by *R16*. The amplified output at the collector is applied through *C10* to the bridge rectifier and the meter (*M1*) circuit for measurement.

The entire unit is powered by a 9-volt transistor battery, controlled by *S1* and *S2*. Switch *S3* serves to disconnect *M1* from the circuit when the meter is not in use. Potentiometer *R19*, in series with limiting resistor *R20*, permits easy calibration of the meter.

Fig. 3. After you have laid out the cabinet, and drilled or punched out the necessary mounting holes, secure the carrying handle and then install the speaker, meter, and other components shown.



Since a 50- μ A meter must be used for *M1*, its scale has to be replaced with that of a 1-mA meter, or recalibrated for 1-mV full scale. The dial can be calibrated simultaneously with the unit after assembly.

Construction. Lay out and drill the holes in the metal cabinet according to the dimensions given in Fig. 2. If you

plan to use a larger cabinet or a different voltmeter, be sure to make the necessary changes in the dimensions before proceeding with the construction.

After drilling and cutting the holes, deburr them using a fine file, and then spray on a coat or two of light gray

the attenuator resistors ($R1$ through $R5$) in accordance with Fig. 1. Observe, also, that $S2$ is mounted on potentiometer $R15$.

Mount the audio amplifier module on one side of a $4\frac{3}{4}'' \times 3''$ perforated circuit board (see Fig. 4), isolating the amplifier with $\frac{1}{2}''$ -long standoff spacers. Assemble the circuit board following any convenient layout. The one shown can be used as a guide. Keep all leads as short as possible, and avoid crossing input and output circuits to insure against oscillation.

Potentiometer $C19$ and capacitors $C4$ and $C7$ are mounted on the underside of the circuit board. The easiest way to handle this mounting problem is to connect one end of each capacitor to the board before it is mounted, and connect the other end after the circuit board is in place. Be sure to observe all capacitor and diode polarities.

Using the terminal screws that come with the meter, secure the circuit board to the back of the meter housing with $\frac{1}{4}''$ spacers between the two surfaces to isolate the board from the meter. Complete the rest of the point-to-point wiring, following the schematic (Fig. 1). Now install the battery.

Check the unit for overall operation by applying a signal at the input and observing the meter deflection, or try monitoring the signal at the loudspeaker with all controls on.

Calibration. To calibrate the signal tracer, flip meter switch $S3$ to its *on* position, turn off the audio switch on the GAIN control, and set the SENSITIVITY switch to 1 mV.

Apply a 1-kHz, 1-mV signal to the INPUT jacks, and adjust potentiometer $R19$ for full-scale deflection. If the meter pegs, or if full-scale deflection is obtained with $R19$ set to maximum resistance, increase the value of $R20$ as necessary to obtain 1-mV full-scale deflection with $R19$ at mid-range. If, on the other hand, full-scale deflection cannot be achieved with $R19$ at mid-range, reduce the value of $R20$ as necessary. Lock or seal the calibration pot ($R19$) without disturbing its setting.

If precision resistors were used for $R1$ through $R5$, the calibration for the
(Continued on page 103)




Fig. 4. Layout is not critical but do not dress the input and output leads near each other, to prevent feedback. You can rearrange the parts as you wish for improved appearance. Resistors $R1$ through $R5$ are mounted directly on $S1$.

paint and allow it to dry thoroughly. Label all controls and binding posts with decal lettering, then seal the lettering with a few coats of clear plastic spray or clear lacquer.

Refer to Fig. 3 and install the handle, speaker and grille, rubber feet, battery clip, voltmeter, binding posts and switches as shown. Before you install switch $S1$, it must be prewired and assembled with

WHAT YOU SHOULD KNOW ABOUT TV COLOR BAR GENERATORS

MILLIONS of color TV sets are now in use, and many millions more will be installed in the very near future. Except for the fact that special attention has to be paid to the color circuits and the color picture tube, installation and servicing of color TV sets is essentially the same as for black-and-white TV sets. But there's a need for additional test equipment specifically designed for color TV receiver work.

In order to properly adjust the chroma circuits, and the "firing" of the three guns inside the color picture tube, to obtain good black-and-white as well as good color pictures, it is necessary to work with certain signals to set up a display of suitable test patterns on the CRT. The most used test patterns are: horizontal and vertical lines for linearity and dynamic convergence adjustments; dot pattern to pinpoint static convergence adjustments; and color bar patterns to facilitate troubleshooting and adjusting color-phasing, matrixing and other chroma circuits. The one instrument able to furnish these test patterns is a TV color bar generator.

What's Available. Test equipment manufacturers offering one or more models of color bar generators for home use number about a baker's dozen. Two kits are available: one from Allied Radio Corp., and the other from the Heath Co., priced at \$89.95 and \$64.95 respectively. Factory-wired units start at \$89.95. More than half of the models sell


THERE'S A WIDE CHOICE
OF EQUIPMENT
AVAILABLE TO KEEP THE
MULTI-MILLION COLOR TV
SET VIEWERS HAPPY

By **ROBERT CORNELL**, Managing Editor

for less than \$150. Both tube and solid-state versions are available.

Most of the units generate an offset carrier signal to produce a gated rainbow color bar pattern. Only EICO, Hickok and Jackson generators provide an NTSC signal. Hickok has two such generators, one at \$349.50 and the other at \$549.50. Jackson's unit at \$149.95, and EICO's at \$169.00 seem like a breakthrough in price for this type of equipment. There are no NTSC generators available in kit form.


Amphenol's generator is unique because of its single line and dot output. Lectrotech's Model V7 is also in a class by itself with its built-in vectorscope. Another unusual instrument is B&K's Model 1076. It is more an analyst type of instrument than just a color bar generator, and is not listed in the "Guide to TV Color Bar Generators" on pages 50 and 51. Selling for \$329.95, it can generate just about every type of signal needed to service a black-and-white or color TV set. Monochrome test patterns printed on transparent slides can be in-



Only two generators are available in kit form. Allied Radio's Knight-Kit (Model KG-685, center) is a solid-state instrument. Heath's vacuum-tube job (Model IG-62, right) is the lowest priced unit in the field. Both units feature a gray-scale tracking pattern.



New solid-state NTSC signal generators from EICO (Model 380, left) and Jackson (Model X-100, below) may very well make the use of NTSC test signals more popular. Hickok's Model 656XC (right) has long been a reliable standard, but its weight and price make it more of a lab instrument.



serted into the instrument, scanned by a built-in TV pickup, and fed out to a TV set under test.

Most generators provide an r.f. signal (usually on Channels 3, 4, and 5); some also put out a video signal; and some have a 4.5-MHz audio carrier signal. A few provide all three types of signals. Some generators have gun killers, and some have a separate outlet for sync

signals. Several generators provide a special pattern for gray-scale tracking.

The number and type of controls built into these generators contribute to their utility, versatility, and ease of handling. Most of the control functions are self-explanatory. There are r.f. and video gain controls, spot-size controls, sync controls, brightness controls, and function controls. Some controls are ganged to perform more than one function, and the names of the same controls are not the same on all pieces of equipment.

As with any type of test equipment, especially where there is such a large

RAINBOWS AND RASTERS

NTSC Signal. National Television Systems Committee (NTSC) specifications call for a 3.58-MHz (3.579545-MHz) signal whose phase is varied with the instantaneous hue of the televised color, and whose amplitude is varied with the instantaneous saturation of the color.

Keyed Rainbow Signal. A 3.56-MHz (3.563795-MHz) continuous sine-wave signal from a color bar generator that is pulsed on and off. This signal creates a series of different color bars on the screen of the color picture tube. A typical pulse rate (for 10 color bars) is 12 times per one horizontal line.

Offset Carrier. The 3.56-MHz carrier (signal) from the color bar generator is offset (differs) from the 3.58-MHz signal from the color burst oscillator in the TV set by an amount equal to the horizontal line frequency (15,750 Hz). A 0° to 360° phase change occurs between these two signals during the time it takes to scan one horizontal line. The phase shift at a given point on one horizontal line is the same for all points directly above or below that given

point on the other horizontal lines. Thus, if a 90° phase shift causes a red spot on the horizontal lines, a vertical red line will appear on the screen.

Clear Raster. A quiet (free of snow) raster such as would be obtained in the absence of a video signal on either the cathodes or the grids of the three guns in the CRT (mostly a function of bias conditions). Some color bar generators set up a clear raster simply by modulating the r.f. carrier with vertical and horizontal sync pulses only. Under these circumstances, the chroma circuits—including the color killer—are off, as though the TV set were receiving a monochrome transmission.


Chroma Clear Raster. Also called a white raster, this looks like a clear raster but each of the three guns in the CRT is operating under the influence of a color level determined by a white video signal. In this case, all TV set chroma circuits are working as though the TV set were receiving a color transmission of a completely white scene.

GUIDE TO TV COLOR

Manufacturer	OUTPUTS								
	Model	TV Channel(s)	Video	Audio Carrier (4.5 MHz)	Sync	Color	Cross-hatch	Vertical Lines	
ALLIED RADIO CORP. 100 N. Western Ave. Chicago, Ill. 60680 (Knight-Kit)	KG-685	3, 4, 5	yes	yes	yes	gated rainbow	yes	yes 9	
AMPHENOL DIST. DIV. Amphenol Corp. 2875 S. 25th Ave. Broadview, Ill.	860	3, 4	yes	no	no	gated red, blue, green-blue	yes	yes 20	
B & K DIVISION Dynascan Corp. 1801 W. Belle Plaine Ave. Chicago, Ill.	1245	3, 4, 5	no	no	no	gated rainbow	yes	yes 10	
EICO ELECTRONIC INSTRUMENT CO., INC. 131-01 39th Ave. Flushing, N. Y.	380	3	yes	no	no	NTSC	yes	yes 10	
HEATH COMPANY Benton Harbor, Mich. 49022	IG-62	2-6	yes	yes	no	gated rainbow	yes	yes 12	
HICKOK ELECTRICAL INSTRUMENTS CO. 10514 Dupont Ave. Cleveland, Ohio	656XC	2-6	yes	yes	no	NTSC	yes	yes 20	
	660	2-6	yes	no	no	NTSC	yes	yes 20	
	661	3, 4	yes	no	no	NTSC	yes	yes 20	
	662	all see text	no	no	no	fixed 1 color bar	yes	yes 18	
	GC-660	3, 4, 5	yes	yes	yes	gated rainbow	yes	yes 18	
JACKSON ELECTRICAL INSTRUMENT CO. 35 Windsor Ave. Mineola, N. Y. 11501	X-100	2-5	yes	no	no	NTSC	yes	yes 20	
LECTROTECH INC. 1221 W. Devon Ave. Chicago, Ill. 60626	V6B	3, 4, 5	yes	no	no	gated rainbow	yes	yes 12	
	V7	3, 4, 5	yes	no	no	gated rainbow	yes	yes 12	
MERCURY ELECTRONICS CORP. 315 Roslyn Rd. Mineola, N. Y. 11501	1900	3, 4, 5	no	no	no	gated rainbow	yes	yes 10	
PRECISE ELECTRONICS DIV. Designatronics Inc. 76 E. Second Mineola, N. Y.	660	3, 4, 5	no	yes	no	gated rainbow	yes	yes 10	
RADIO CORPORATION OF AMERICA 415 South Fifth St. Harrison, N. J.	WR-64B	3, 4	no	yes	no	gated rainbow	yes	no	
SECO ELECTRONICS CORP. 1201 S. Clover Dr. Minneapolis, Minn. 55420	900	2, 3, 4	no	no	no	gated rainbow	yes	yes 9	
	980	2, 3, 4	no	no	no	"	yes	yes 9	
	990	2, 3, 4	no	no	no	"	yes	yes 9	
SENCORE 426 S. Westgate Drive Addison, Ill. 60101	CG-10	2-6	no	no	no	gated rainbow	yes	yes 10	
	CG-12	2-6	no	no	no	"	yes	yes 10	
	CA-122B	2-6 20-50 MHz i.f. output	yes	yes also 900 Hz	yes	"	yes	yes 10	
	CG-126	3, 4, 5	no	no	no	"	yes	yes 10	
	CG-135	3, 4, 5	yes	yes	yes	"	yes	yes 10	

BAR GENERATORS

PATTERNS				PHYSICAL DATA						
Horizontal Lines	Dots	Adj. Size	Gain Control	Other	Gun Killers	Tubes or Solid State	Size (inches)	Weight (pounds)	Power Type	Price (\$)
yes 14	yes	no	yes	shading bars clear raster	yes	solid state	4 $\frac{1}{8}$ ×12×9 $\frac{1}{8}$	12	line	89.95 kit
yes 15	yes	no	yes	single horiz. & vert. lines, centered crosslines & centered dot	yes	solid state	5×9×4	3 $\frac{1}{2}$	line or battery	189.95 a.c. 169.95 batt.
yes 14	yes	no	yes	none	yes	solid state	2 $\frac{7}{8}$ ×8 $\frac{7}{8}$ ×8 $\frac{3}{8}$	3	line	134.95
yes 13	yes	yes	yes	chroma white, clear raster	no	solid state	8 $\frac{1}{2}$ ×5 $\frac{3}{4}$ ×6 $\frac{3}{8}$	4	line	169.00
yes 15	yes	no	yes	shading bars	no	tubes	8 $\frac{1}{2}$ ×13×7	10	line	64.95 kit
yes 15	yes	no	yes	none	no	tubes	7 $\frac{1}{2}$ ×16 $\frac{3}{4}$ ×18 $\frac{3}{8}$	34	line	549.50
yes 15	yes	no	yes	"	no	tubes	5 $\frac{1}{4}$ ×10 $\frac{1}{2}$ ×10 $\frac{1}{2}$	15	line	245.00
yes 15	yes	no	yes	"	no	tubes	11 $\frac{1}{16}$ ×15×8 $\frac{1}{8}$	20	line	359.50
yes 10	yes	no	no	"	yes	tubes	8 $\frac{1}{2}$ ×11×5 $\frac{3}{8}$	8	line	159.95
yes 18	yes	no	yes	"	yes	solid state	10 $\frac{3}{8}$ ×10 $\frac{3}{4}$ ×5	6 $\frac{1}{4}$	line	159.50
yes 15	yes	yes	yes	clear raster	yes	solid state	7 $\frac{1}{8}$ ×10 $\frac{5}{8}$ ×5 $\frac{1}{2}$	5	line	149.95
yes 13	yes	yes	yes	none	yes	solid state	3 $\frac{1}{2}$ ×7 $\frac{1}{8}$ ×9	5 $\frac{1}{2}$	line	99.50
yes 13	yes	yes	yes	built-in vectorscope	yes	solid state	7 $\frac{1}{2}$ ×8 $\frac{1}{4}$ ×12 $\frac{1}{8}$	13	line	189.50
yes 14	yes	yes	yes	chroma raster	yes	solid state	6 $\frac{1}{4}$ ×10×4 $\frac{1}{2}$	4 $\frac{1}{4}$	line	99.95
yes 14	yes	no	yes	clear raster shading bars	yes	solid state	3 $\frac{1}{2}$ ×9 $\frac{1}{2}$ ×10	5	line	124.95
no	yes	no	yes	none	yes	tubes	10×13 $\frac{1}{2}$ ×8	13 $\frac{1}{4}$	line	189.50
yes 10	yes	yes	yes	clear raster	yes	solid state	3 $\frac{1}{2}$ ×10 $\frac{1}{2}$ ×8 $\frac{1}{2}$	6	line	129.50
yes 6	yes	yes	yes	none	no	tubes	6 $\frac{1}{4}$ ×11 $\frac{1}{8}$ ×6 $\frac{3}{8}$	10	line	99.95
yes 6 & 18	yes	yes	yes	unkeyed rainbow gray raster	yes	tubes	6 $\frac{3}{4}$ ×13 $\frac{1}{8}$ ×6 $\frac{1}{8}$	10	line	129.50
yes 14	yes	yes	yes	none	yes	solid state	3×10 $\frac{1}{2}$ ×8 $\frac{1}{2}$	5 $\frac{1}{2}$	battery	89.95
yes 14	yes	yes	yes	"	yes	solid state	3×10 $\frac{1}{2}$ ×8 $\frac{1}{2}$	5 $\frac{1}{2}$	line	109.50
yes 14	yes	yes	yes	"	yes	tubes	9 $\frac{1}{2}$ ×14×7 $\frac{3}{8}$	15	line	187.50
yes 14	yes	yes	yes	"	no	tubes	9×11×6	10	line	109.95
yes 14	yes	yes	yes	"	yes	solid state	9 $\frac{1}{2}$ ×10 $\frac{1}{4}$ ×4	8	line	149.95



Unique features and functions not found on other generators are incorporated in Amphenol's Model 860 (above, left) with its single dot and line patterns, Lectrotech's Model V7 (left) which has a built-in vectorscope, and B&K's Model 1076 (above) which has the ability to scan monochrome transparent slides to produce an unlimited number of patterns on the picture tube in the TV set under test.

assortment of models and features to choose from, what you select depends largely on the features you deem to be most important to you. However, don't be too hasty; just because a generator is not equipped with a gun killer, don't reject it. You can assemble a gun killer for less than 98 cents. But, there are other important features and equipment characteristics to look for, which don't show up as additional knobs, switches, and more test patterns.

For example, it is better to have one good stable crosshatch pattern than two other test patterns that are jumping all over the place. Stability and accuracy of signal are two very important generator characteristics. Battery life, portability, and price may also affect your choice of instrument. The "Guide to TV Color Bar Generators" should help you get a quick overview of what instruments are available and some of their features.

R.F., Video and Audio Signals. For convergence adjustments, the test patterns can be fed into the set at almost any point from the CRT back to the antenna terminals. But for convenience and for a check of overall set operation as well as for convergence adjustments, the signal is fed into the antenna terminals. Just

about all of the generators provide a signal for Channels 3 and 4 to let you use a channel that does not have an on-the-air signal. Except perhaps for checking out the operation of the tuner, it isn't necessary to have an all-channel capability.

A video signal output is desirable for troubleshooting purposes and lets you inject a signal directly into the video amplifier stages to isolate or bypass front end, i.f., and detector troubles. Both the amplitude and polarity of this video signal should be controllable. In order to bypass the r.f. and i.f. sections of a color TV set that has separate sync and video detectors, separate sync and video signals of the correct phase and amplitude are needed.

Audio carrier signals facilitate adjustment of the TV set's fine tuning control. Proper setting of this control is critical for good color reproduction. Some generator instruction manuals advise adjusting the fine tuner control until the vertical and horizontal bars in the cross-hatch pattern are of equal intensity. The audio signal, per se, is highly desirable, but it is not essential to the adjustment of any of the chroma or convergence circuits.

(Continued on page 96)

DO YOU believe in ESP or mental telepathy? Have you ever read the mind of another person, or received a "message" from a distant friend or relative? There's no need to feel embarrassed or apologetic about it, for ESP and thought transference—another name for mental telepathy—are no longer considered superstitions

For centuries, man has persisted in his belief that mental telepathy really exists and that thoughts can be transferred from one person to another without regard to space, time and distance. But only in the last few years has the phenomenon been investigated from the standpoint of "how" rather than "if."

Mental telepathy has become a subject fit for investigation at numerous universities and government laboratories. Believers in thought transference, or "extrasensory perception," now include scientists, philosophers, military officers, etc. The results of many investigations which have already been made are intriguing and suggest that the next revolution may be that of mind over matter.

SCIENTISTS ARE
TRYING TO TIE
THOUGHT TRANSFERENCE,
ESP,
PRECOGNITION AND
POLTERGEISTS
TO RADIO WAVES

Extrasensory Perception. The scientist investigating mental telepathy—and its corollaries—is willing to admit that ESP is nothing new. Just as some think man dreams of flight because he has the memory of earlier flights ingrained in his brain, so some researchers believe that the sixth sense (ESP) was once used by man and his predecessors—even before man learned to see, hear, feel, or

Biological Radio-ESP

By DAN HALACY




ESP
THOUGHT TRANSFERENCE
PRECOGNITION
POLTERGEIST

MENTAL

TELEPATHY

PROJECTION



talk. Proof of this thesis remains to be found, but it is certain that the notion of a sixth sense accomplishing all sorts of "magic" is as old as man's memory.

The recorded history of man is spotted with accounts of strange, unexplainable happenings involving thought transference, precognition, ghosts, poltergeists, levitation, miracles, etc. Even the most enthusiastic proponents of psychic phenomena admit that many of these reported happenings are probably imagined, exaggerated, or explainable. Even today, it is obvious that our more intelligent population is superstitiously swayed to report many things that just don't happen.

For example, an organization in New York City whose purpose is to investigate ESP claims to have checked into 1620 cases sent them after an appeal in a newspaper story. Of these, the organization dismissed more than 200 as "definitely screwball." Almost another 1000 were determined to be explainable in logical fashion and 350 others were so poorly documented as to be useless. The remaining 80 were followed up in detail, and only 20 of these appeared to be authentic cases of psychic phenomena.

Two organizations have been investigating ESP for three-quarters of a century. In 1882, the Society for Psychical Research was formed in England and has continued to function to the present date. In 1884, a similar society, the American Society for Psychical Research was organized. The investigations of these two organizations have provided some firm foundations for today's research activities. Among the more interesting results of these earlier investigations was the establishment of the

fact that the American Indian had a name for ESP—*chumfo*. And the Australian aborigines have straightforwardly reported to anthropologists that they used smoke signals simply to attract the attention of a distant party and then communicated, or projected their message, through thought transference. This ties in with the idea of latent telepathic abilities still available to less sophisticated peoples.

Among the well-known and famous people who have at one time or another investigated ESP were men like W. H. Pickering, the famous astronomer; Houdini, the magician; scientist William Crookes; psychologist C. G. Jung; Elizabeth Barrett Browning; Rudyard Kipling; Aldous Huxley; and others.

More recently, Dr. J. B. Rhine at Duke University has become famous for his work in the field of ESP. His tests, conducted over decades and with thousands of subjects, are believed by him and his supporters to definitely show that ESP really exists. Many scientists remain unconvinced of the validity of Dr. Rhine's experiments, but the importance of his work and those of researchers in England has moved ESP from the realm of "spontaneous" manifestations of psychic powers to experimental demonstrations.

Biological Radio. Advanced electronics has made possible the scientific investigation of the generation and use of electricity in the bodies of animals and men. The fact that all living things generate electricity was known 2000 years ago, but knowing it and making intelligent use of that knowledge are two different matters.

The fact that electricity and life are

“...tests, conducted over decades... definitely show that ESP really exists...”

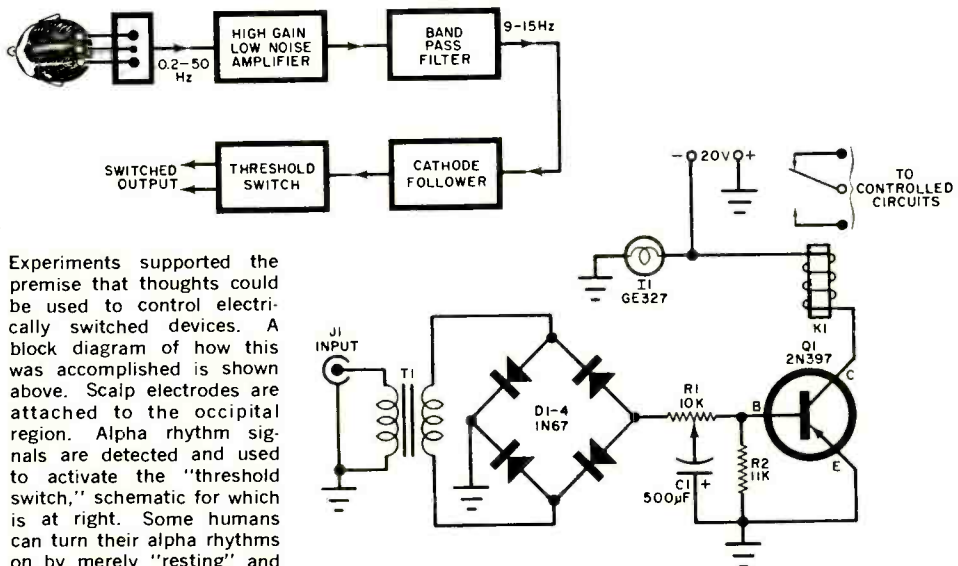
closely tied together should come as no surprise. All human and plant life depends on light, and were it not for the sun, we wouldn't be here—at least not in our present form. The sun broadcasts a shower of electromagnetic waves some of which are intercepted by the earth. Electricity and radio waves belong to this electromagnetic family. Many of the life processes of animals and other living things depend upon the flow of electrons, and it has been established that our brains generate tiny electric currents—as do our muscles and nerves. Communications within our bodies is to a large extent electric, or at least electrochemical.

We are aware that ionized air will affect the well-being of humans. It is known that some fish navigate by means of self-generated electric fields and use this field to detect obstacles in their paths. It is suspected that birds and animals may navigate by sensing devia-

tion in the magnetic field of the earth.

A research team of scientists has made a study which seems to indicate that a correlation exists between changes in the earth's geomagnetic field and the occurrence of psychological disturbances in humans. These scientists believe that a flow of direct current electricity found in some animals is a holdover from Mother Nature's first “guidance system.” Far from being modern and up to the minute, electronic communications and navigation systems are possibly a belated copying by man of what nature endowed him with but which has slowly been “forgotten.”

The same researchers also believe that the fundamental control of our nervous system is carried out by organic “semi-conductors,” living electronic devices that will revolutionize the electronics art. If that sounds fantastic, consider the fact that it has been established that the brain generates both AM and FM



Experiments supported the premise that thoughts could be used to control electrically switched devices. A block diagram of how this was accomplished is shown above. Scalp electrodes are attached to the occipital region. Alpha rhythm signals are detected and used to activate the “threshold switch,” schematic for which is at right. Some humans can turn their alpha rhythms on by merely “resting” and off by opening their eyes.

“...it is possible to assume that the same brain waves

signals. As recently as 1960, scientists reported that the human muscles have been found to generate “myoelectric” signals in the high frequency radio range.

Thought Transmission. In 1960, Walter Volkens and William Candib, an electronics scientist and a medical doctor, respectively, suggested that possibly humans may be able to consciously generate high frequency radio pulses—and that there may be living tissue receptors in human beings which can receive and interpret such radio waves. Four years later, a U. S. Air Force scientist, Dr. Edward Dewan, announced that he had trained human volunteer subjects to consciously alter the pattern of their brain waves.

Singling out the low-frequency “alpha rhythm” brain wave, Dr. Dewan related it to visual perception. Test subjects were able to control alpha rhythm brain waves to such an extent that, with the proper electronic accessories, they could use their brain waves to actuate a simple “off-on” switch. Thus, it is possible to assume that the same brain waves could be used to send a message in “binary code.”

In the first experimental setup, the developer of the alpha rhythm communications method attached electroencephalograph electrodes to his own scalp in the occipital region. Not only could the alpha rhythms be used to turn on and off a small lamp (through special circuitry), but later trials with the lamp replaced by an audio oscillator showed that the developer could send two or three Morse code letters per minute.

While such a communications method hardly seems likely to replace those we have at hand, interesting possibilities exist. For instance, there are two regions of the brain, and perhaps the signals from both might be used. This would double the effectiveness of the alpha wave signals. Furthermore, it might be

possible to learn how to modulate, or vary the frequency—rather than the amplitude—of the alpha rhythm, a somewhat crude parallel to FM radio transmission.

We should not forget that scientists have succeeded in powering tiny radio transmitters with the electricity from the bodies of rats. Electrical measuring devices implanted in patients or attached to their bodies can produce signals that might be transmitted over telephone wires or even by radio to a central medical facility for diagnosis. The next logical step is treatment by radio; the sending of radio control signals to an implanted receiver. This process is known as ESB, for electronic stimulation of the brain.

Research work at Yale University on ESB has been sponsored in part by the U. S. Navy's Office of Naval Research. The U. S. Air Force is also interested in ESB, and for several years comprehensive tests have been conducted at the Air Force's Cambridge Research Center to investigate ESP and ESB.

Electroponic Hearing. Normally, most human beings hear with their ears sound waves transmitted through the atmosphere at a speed of something like 750 miles an hour. However, as long as two centuries ago, reputable men of science recorded occurrences where groups of people instantaneously heard sounds that were generated 50 miles away! Observers of the great meteor that flashed through the skies over Great Britain in 1783 heard a sharp hissing sound even as they watched the fireball.

Obviously, it is impossible to hear a sound that occurs 50 miles away before the passage of several minutes, but the observations of hundreds of listeners could scarcely be doubted and some kind of explanation was needed. Scientists have found it in what they call “brontophononic” sound.

As a meteor flashes through the sky,

could be used to send messages in binary code ..."

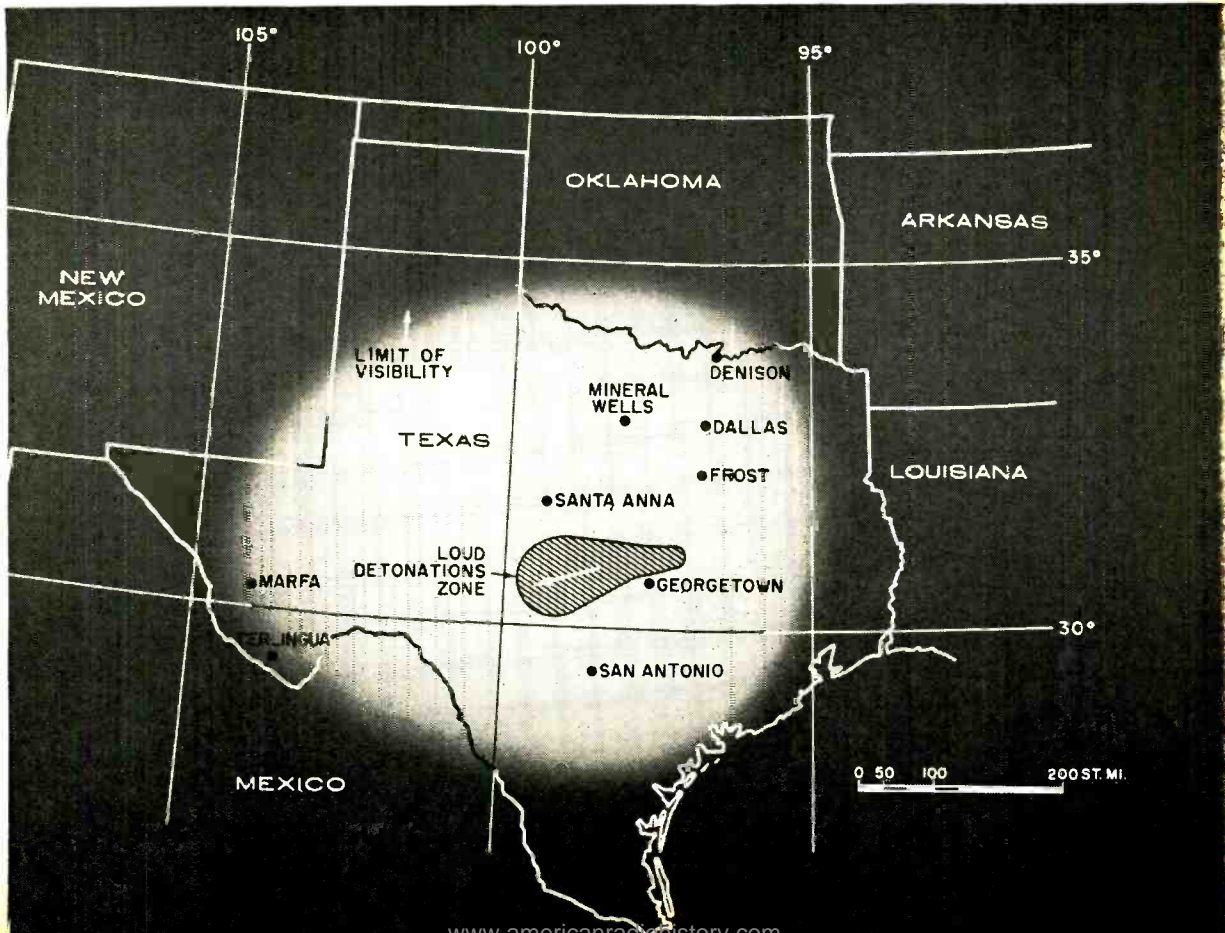
there is a sudden transformation of energy, some of which is manifested in electromagnetic disturbances. The sudden flash of light is an electromagnetic radiation, and the existence of this light indicates the possibility that other fre-

quencies above and below the visible light spectrum are being radiated. Bron-
tophonic sound appears to be sound generated in the listener's vicinity by objects that act as radio receivers and convert an unknown spectrum of radio fre-

ANOMALOUS SOUNDS AND FIREBALL METEORS

Hissing sounds and strange electromagnetic effects have long been associated with very bright meteors or fireballs. Some observers have described a swishing or crackling sound heard simultaneously with the passage of the meteor. Since these people are usually many miles away from the meteor, the sound-producing effect must be transmitted at the speed of light. Unfortunately, the scientific literature does not reveal the nature of the mechanism that could be associated both with hissing sounds at ground level and the passage of a meteor 100-200 miles away. In addition to sounds, many other

observers have reported smells or sudden eerie sensations that defy rational explanation. A case in point is the well-documented fireball meteor that fell in Texas on October 1, 1917, at 10:30 p.m. People in all of the cities noted on the map below reported hearing swishing, buzzing, hissing, or whirling sounds. Observers in Grandview and Cleburne reported the sensation of heat, while those in San Antonio and La Grange also reported the smell of sulphur. The meteor path is shown by the white arrow. Two to five loud detonations were heard in the region indicated by the shaded area in the map.



“...serious research work is being done in Moscow...”

quencies into sound waves. The objects doing the converting could be plants, buildings, and the like, or they could be the listener's brain.

The leader strokes of lightning also generate brontophonic sound, as does the aurora borealis. These two natural phenomena obviously involve electromagnetic disturbances, although some scientists firmly believe that the lightning and aurora do not produce the same audible sound as that associated with meteorites. These investigators hold that the radio waves emitted by the meteor fireball may not produce sound waves at all, but are simply received by the brain and interpreted as sound! Such an idea was suggested back in 1930 by meteor expert H. H. Nininger.

The Brain As a Radio Receiver. In 1939, two investigators (S. S. Stevens and Hallowell Davis) reported on an experiment in which a 100-kHz signal modulated by a 400-Hz tone was passed through the head of a human being. The subject “heard” the 400-Hz tone signal, and the investigators suggested the possibility that a mechanism in the brain or ear was somehow rectifying the radio signal.

In 1961, A. H. Frey, working at the General Electric Advanced Electronics Center at Cornell University, demonstrated that his subjects could indeed “hear” r.f. transmissions. At a frequency of 1310 MHz, the subjects could detect these waves as recognizable sounds when the power density exceeded 400 microwatts per square centimeter. This was accomplished against a background noise of 90 dB. (In theory, according to Frey, as little as three microwatts could be detected as sound in an anechoic chamber.) The subjects reported that the UHF transmissions produced a hissing noise, but on occasion became a ticking, buzzing, or knocking, depending upon the characteristics of the transmission. This would seem to indicate that tiny amounts of power in sharply defined

radio frequency beams could convey information to the human brain with no immediate conversion steps.


Work by other researchers in the field of electrophonic hearing has turned up evidence of electrostatic and magnetic fields surrounding the neurons in the human body. Presumably, the r.f. electromagnetic field might well interact with the neurons directly, to produce in the brain the same sort of perception as sound waves heard and transduced by the ear mechanism. Other research work has suggested that the synapses, or interconnections between neurons, may act as diodes—furthering the electronic computer analogy of the human brain. Perhaps the cerebral cortex, rather than the ear itself, functions as the radio receiver.

Radio ESP. Scientists behind the Iron Curtain refer to ESP by another name: “Biological Radio Communications.” Their work is highly secret and conducted in carefully guarded laboratories. However, Russian observers have learned enough to realize that serious research work is being done in Moscow, Leningrad, and Omsk. Further, they have learned that the Russians are convinced that ESP is actually a form of electromagnetic radiation.

Apparently, such radio ESP is of a far more complicated nature than had been supposed by researchers in this country. For example, the Russians say that ESP signals are not carried on just one frequency, but on a series of frequencies scattered throughout the centimeter, millimeter, and micron bands. Substantiation of the Russian theory was reflected by Dr. Henry K. Puharich, who has drawn a number of parallels between psychical research and the information and communications sciences.

According to Puharich, who is president of a firm called Intelectron Corporation, the five senses commonly thought of as making up our contact with the

(Continued on page 120)



BUILD THE

SOUND SYNC'ER

CAPTURING an explosion at the instant of detonation is not new to photographers, but only a few well-endowed amateurs and professionals are equipped with a "motion freezer." However, if you have a camera, a strobe, and a tape recorder or other microphone-amplifier setup, you can add a "Sound Sync'er" to put you on the business end of stop-action photographs. There are only four electronic components in this gadget which should cost less than a sawbuck.

Actually the stop-action effect is made possible by the strobe flashgun, but the trick is to fire the gun at exactly the right time. When a sound burst accompanies and coincides with the action you want to photograph, the "Sound Sync'er" "listens" to the sound and "triggers" the flashgun. Use of an open-shutter technique in a "darkened" room lets you get by with a minimum amount of photographic equipment.

How It Works. The input of the "Sound Sync'er" is connected to the amplifier in place of the speaker and the output of

By A. J. LOWE

SOUND-FIRED STROBE STOPS MOTION FOR SHUTTERBUGS

the gadget goes to your flashgun. A microphone, connected to the input of the amplifier, completes the system, as shown in Fig. 1.

When the desired sound pulse hits the microphone, the signal is amplified and passed on to the silicon-controlled rectifier (*SCR1*) as shown in Fig. 2. Resistor *R1* provides a suitable load for the amplifier, and *R2* acts as a gate current limiter for *SCR1*. Diode *D1* permits a "cleaner" gating action to take place by allowing only the positive pulses to hit the gate of the SCR.

The SCR acts like a thyatron tube . . . once it is fired (allowed to conduct) by an appropriate signal on the gate, it conducts until the positive voltage on the anode is dissipated or removed. It is important, therefore, that the SCR's

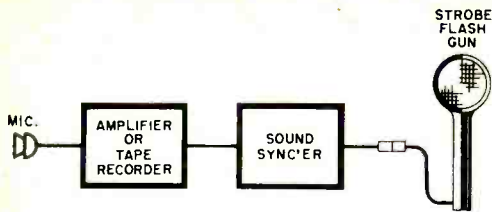


Fig. 1. Block diagram shows the setup required for using the sound from the action to be photographed to trigger the "Sound Sync'er" and strobe.

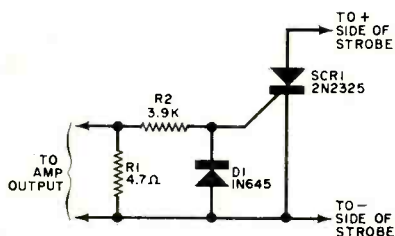


Fig. 2. Use the 2N2325 (available from Allied Electronics for \$7.95) for silicon-controlled rectifier SCR1 and not the 2N2325A which costs \$2 more.

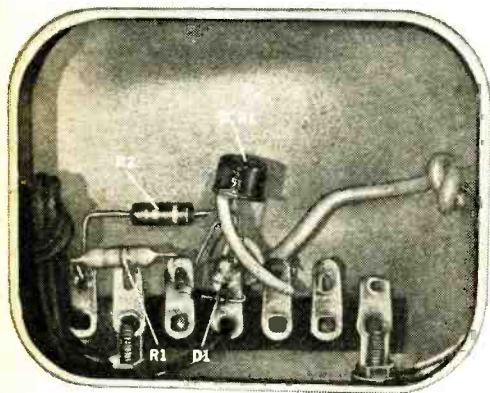


Fig. 3. The "Sound Sync'er" can be assembled on a terminal strip and mounted inside a small metal or plastic box. Use grommets to protect the cables.

anode be connected to the positive side of the strobe. The instant the SCR conducts, the strobe is fired.

Construction and Use. Layout is not critical, and you can save a lot of time by mounting the parts on a terminal strip as shown in Fig. 3. A small plastic or metal box can be used to house the parts. However, if you use a metal box, be sure to line the inside with insulating material to prevent accidental short circuits between the box and the strobe.

Observe polarity of the diode as well as the SCR, and heat-sink the leads when soldering them in place.

Set up the microphone close to the object to be photographed, but not within camera view. Turn the volume control on the amplifier all the way down and slowly advance it until the amplifier will respond only to the desired sound signal. Too high a setting will trigger your strobe prematurely, and too low a set-



Fig. 4. For a professional finish, you can paint the case and apply suitable lettering to identify the input and output cables as shown.


PARTS LIST

- D1—1N645 diode
- R1—4.7-ohm, $\frac{1}{2}$ -watt resistor
- R2—3900-ohm, $\frac{1}{2}$ -watt resistor
- SCR1—2N2325 silicon-controlled rectifier, or similar
- Misc.—Small metal or plastic box, terminal strip, wire, strobe extension cable, solder, hardware, etc.

ting will cause you to miss the shot. The speaker must be disconnected from the amplifier to prevent feedback howl.

By changing the distance between the microphone and the action being photographed, you can change the timing of the flash to capture the right "moment." Sound travels at about 1100 feet per second, so figure about a 1-millisecond delay for every foot separating the microphone and the sound source.

When you are ready to take a picture, set up your camera as you normally would for a flash shot, aim, focus, etc., and then turn off all the lights in the room, open the camera's shutter, and start the action. After the shot has been taken, close the shutter and turn the lights back on.



BUILD

\$6 ELECTRONIC TACHOMETER

TRANSISTORIZED CIRCUITRY
KEEPS WATCH
ON YOUR ENGINE SPEED
FOR BETTER GAS MILEAGE,
MAXIMUM EFFICIENCY,
AND SMOOTHER PERFORMANCE

By **RICHARD E. STAERZL**

IF YOU DRIVE a manual shift auto, at what engine speeds—rather than road speeds—should you shift gear for top fuel economy with maximum horsepower and torque? At 65, 100, or 1800 r/min? The answer lies in the horsepower rating, number of cylinders, engine cycle, and other factors related to engine design.

Car makers' manuals usually contain information on specific engine r/min from idling speed through full acceleration, and specify when to shift gears, or when maximum torque is reached. However, if your car is not equipped with a tachometer, this information will be of little value to you.

For under six bucks you can build and install an accurate transistorized tachometer that can be used with any 4-, 6-, or 8-cylinder, 2- or 4-cycle engine having either a standard or transistorized negative-ground ignition system. This tach will tell you what your idling speed should be, when to up-shift for best acceleration and maximum efficiency, and when to down-shift to avoid engine lugging.

How It Works. The tachometer circuit (Fig. 1) is nothing more than a simple monostable multivibrator (*Q1* and *Q2*) triggered by a shaped positive-going rectangular pulse produced by the opening and closing of the auto's ignition

points. Pulse shaping is accomplished by the C2-R6 combination.

The average current in Q1's collector is monitored by a 0.1 mA full-scale meter. Since the collector current will be directly proportional to the trigger frequency, determined by the engine r/min, the meter can be calibrated in terms of r/min. The accuracy of the reading is determined essentially by the accuracy of the meter used. The economy meter shown is accurate within $\pm 2\%$ of full scale.

Construction. A convenient layout for the tachometer is given in Fig. 2. The parts are laid out on a $1\frac{1}{2}'' \times 1\frac{1}{2}''$ perforated phenolic board, and the circuit

board is then mounted on the back of a d.c. milliammeter. Although an inexpensive 0.1 mA d.c. meter was selected to keep the cost low, a $3\frac{1}{2}''$ - or $4\frac{1}{2}''$ -wide view panel meter is preferable.

The entire unit can be housed in a plastic or metal case for use as a portable test instrument, or the meter case can

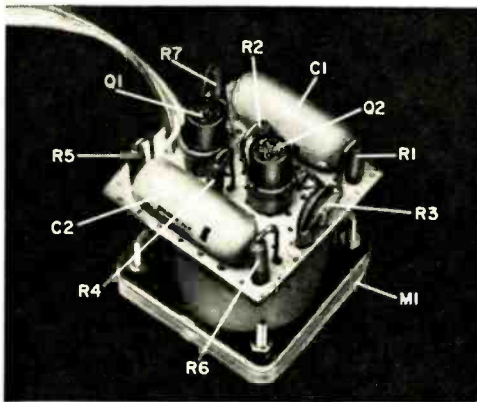


Fig. 2. The electronic circuitry is first put together on a suitable sized circuit board, and the assembly is mounted on the back of the meter case. You could also house the circuit board separately.

PARTS LIST

C1, C2—0.1- μ F, 200-volt capacitor
M1—0.1 mA d.c. milliammeter—see text
Q1, Q2—2N414 transistor
R1, R2—2200-ohm, $\frac{1}{2}$ -watt resistor
R3—1000-ohm printed-circuit miniature potentiometer
R4—6800-ohm, $\frac{1}{2}$ -watt resistor
R5, R6—1000-ohm, $\frac{1}{2}$ -watt resistor
R7—120-ohm, $\frac{1}{2}$ -watt resistor
Misc.—Transistor sockets, phenolic circuit board, wire, solder, enclosure (optional)

be mounted separately on the dash while the electronic circuitry can be housed and stored in the glove compartment, or fastened under the dash.

Calibration. The easiest way to calibrate your tachometer is with another tachometer. Connect both tachs in parallel and rev the engine up to 1000 r/min. Then adjust R3 for a reading of 0.1 mA on the meter being calibrated. With this adjustment, the meter is calibrated so that each 0.1 mA increment on the dial represents 1000 r/min. If you wish, you can also calibrate the meter directly in r/min.

Another method of calibration is to use a high-output square-wave generator as a signal source. Set the generator frequency to 33 hertz for a 4-cylinder car, to 50 hertz for a 6-cylinder car, or to 67 hertz for an 8-cylinder car, and adjust the generator to any output from 6 to 24 volts peak-to-peak. Now adjust potentiometer R3 until you get a reading of 0.1 mA on the meter. With this adjustment, your tach is calibrated for 1000 r/min per 0.1 mA.

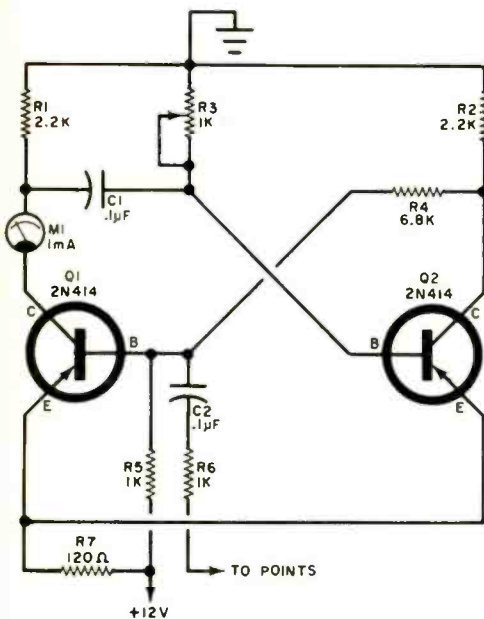


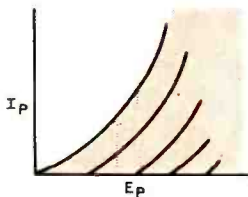
Fig. 1. This tachometer features the naked simplicity of a monostable multivibrator being triggered by the pulses generated by the ignition points.

GRAPH INTERPRETATION QUIZ

By **ROBERT P. BALIN**


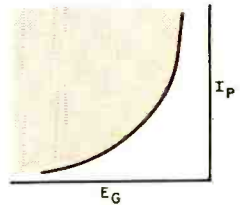
Today's front-line electronic technician must be able to interpret readily the various charts and graphs devised by engineers to convey important information on the electrical characteristics of circuits as well as of individual components. In addition, the technician must be thoroughly familiar with the origin and composition of a variety of unusual as well as standard oscillographic waveforms. Test your ability to interpret the graphs and waveforms shown below (1-10) by selecting the most likely meaning, (A) or (B), from the two possibilities given in each case.

(Answers appear on page 107)



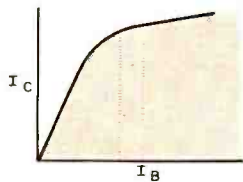
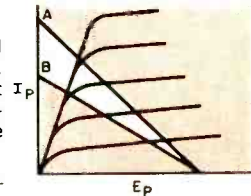
1 The family of plate characteristic curves for a triode shows that as the plate voltage is increased the a.c. plate resistance (A) increases or (B) decreases.

6 Vacuum-tube mutual transconductance curve indicates that as grid bias is increased mutual transconductance, G_m , (A) increases or (B) decreases.



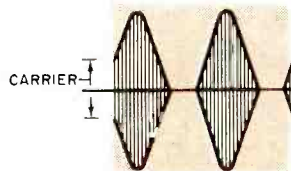
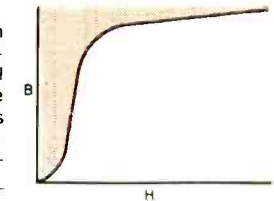
2 The distortion seen in this square-wave test signal indicates that the amplifier being tested is attenuating the (A) low frequencies or (B) high frequencies.

7 Of the two load lines, (A) and (B), shown in the graph at right, which one represents the larger value of load resistance?



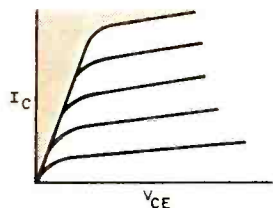
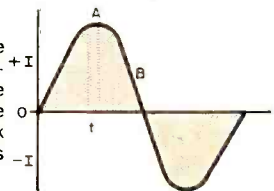
3 The collector current vs. base current curve for a transistor indicates that as the base current is increased the beta (gain) of the transistor (A) increases or (B) decreases.

8 The magnetization curve for a transformer core material shows that as the core goes into saturation its permeability (A) increases or (B) decreases.



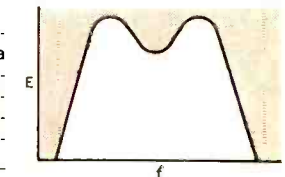
4 This transmitter modulation pattern indicates that the r.f. carrier is (A) overmodulated or (B) undermodulated.

9 The rate of change of a current depicted by a sine wave is greatest when the current is at its peak (A), or (B) when it is passing through 0.



5 Output curves show that as a transistor's collector voltage increases, the a.c. output resistance (A) increases or (B) decreases.

10 This frequency response curve for a tuned transformer indicates that the windings are (A) overcoupled or (B) undercoupled.



How to get into One of the hottest money-making fields in electronics today— servicing two-way radios!



HE'S FLYING HIGH. Before he got his CIE training and FCC License, Ed Dulaney's only professional skill was as a commercial pilot engaged in crop dusting. Today he has his own two-way radio company, with seven full-time employees. "I am much better off financially, and really enjoy my work," he says. Read here how you can break into this profitable field.

More than 5 million two-way transmitters have skyrocketed the demand for service men and field, system, and R&D engineers. Topnotch licensed experts can earn \$12,000 a year or more. You can be your own boss, build your own company. And you don't need a college education to break in.

HOW WOULD YOU LIKE to start collecting your share of the big money being made in electronics today? To start earning \$5 to \$7 an hour... \$200 to \$300 a week... \$10,000 to \$15,000 a year?

Your best bet today, especially if you

don't have a college education, is probably in the field of two-way radio.

Two-way radio is booming. Today there are more than *five million* two-way transmitters for police cars, fire department vehicles, taxis, trucks, boats, planes, etc. and Citizen's Band uses—

and the number is still growing at the rate of 80,000 new transmitters per month.

This wildfire boom presents a solid gold opportunity for trained two-way radio service experts. Many of them are earning \$5,000 to \$10,000 a year *more* than the average radio-TV repair man.

Why You'll Earn Top Pay

One reason is that the United States Government doesn't permit anyone to service two-way radio systems unless he is *licensed* by the Federal Communications Commission. And there simply aren't enough licensed electronics experts to go around.

Another reason two-way radio men earn so much more than radio-TV service men is that they are needed more often and more desperately. A home radio or television set may need repair only once every year or two, and there's no real emergency when it does. But a two-way radio user must keep those transmitters operating at all times, and must have their frequency modulation and plate power input checked at regular intervals by licensed personnel to meet FCC requirements.

This means that the available licensed experts can "write their own ticket" when it comes to earnings. Some work by the hour and usually charge at least \$5.00 per hour, \$7.50 on evenings and Sundays, plus travel expenses. A more common arrangement is to be paid a monthly retainer fee by each customer. Although rates vary widely, this fixed charge might be \$20 a month for the base station and \$7.50 for each mobile station. A survey showed that one man can easily maintain at least 100 stations, averaging 15 base stations and 85 mobiles. This would add up to at least \$12,000 a year.

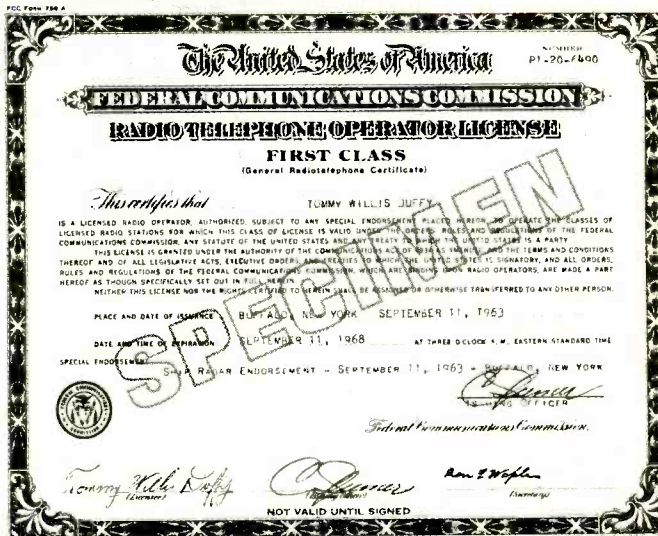
Be Your Own Boss

There are other advantages too. You can become your own boss—work entirely by yourself or gradually build your own fully staffed service company. Instead of being chained to a workbench, machine, or desk all day, you'll move around, see lots of action, rub shoulders with important police and fire officials and business executives who depend on two-way radio for their daily operations. You may even be tapped for a big job working for one of the two-way radio manufacturers in field service, factory quality control, or laboratory research and development.

How To Get Started

How do you break into the ranks of the big-money earners in two-way radio? This is probably the best way:

1. Without quitting your present job, learn enough about electronics fundamentals to pass the Government FCC Exam and get your Commercial FCC License.
2. Then get a job in a two-way radio service shop and "learn the ropes" of the business.
3. As soon as you've earned a reputation as an expert, there are several ways you can go. You can move out and start signing up and servicing your own customers. You might become a franchised service representative of a big manufacturer and then start getting into two-way radio sales, where one sales contract might net you \$5,000. Or you may even be invited to move up into a high-prestige



THIS COULD BE YOUR "TICKET" TO A GOOD LIVING. You must have a Commercial FCC License to service two-way radios. Two out of three men who take the FCC exam flunk it... but nine out of ten CIE graduates pass it the first time they try!

salaried job with one of the major manufacturers either in the plant or out in the field.

The first step—mastering the fundamentals of Electronics in your spare time and getting your FCC License—can be easier than you think.

Cleveland Institute of Electronics has been successfully teaching electronics by mail for over thirty years. Right at home, in your spare time, you learn electronics step by step. Our AUTO-PROGRAMMED™ lessons and coaching by expert instructors make everything clear and easy, even for men who thought they were "poor learners." You'll learn not only the fundamentals that apply to all electronics design and servicing, but also the specific procedures for installing, troubleshooting, and maintaining two-way mobile equipment.

Get Your FCC License... or Your Money Back!

By the time you've finished your CIE course, you'll be able to pass the FCC License Exam with ease. Better than nine out of ten CIE-trained men pass the FCC Exam the first time they try, even though two out of three non-CIE men fail. This startling record of achievement makes possible the famous CIE

warranty: you'll pass the FCC Exam upon completion of your course or your tuition will be refunded in full.

Ed Dulaney is an outstanding example of the success possible through CIE training. Before he studied with CIE, Dulaney was a crop duster. Today he owns the Dulaney Communications Service, with seven people working for him repairing and manufacturing two-way equipment. Says Dulaney: "I found the CIE training thorough and the lessons easy to understand. No question about it—the CIE course was the best investment I ever made."

Find out more about how to get ahead in all fields of electronics, including two-way radio. Mail the bound-in postpaid reply card for two FREE books, "How To Get A Commercial FCC License" and "How To Succeed In Electronics." If card has been removed, just send us your name and address on a postcard.

ENROLL UNDER NEW G.I. BILL

All CIE courses are available under the new G.I. Bill. If you served on active duty since January 31, 1955, OR are in service now, check box on reply card for G.I. Bill information.

CIE Cleveland Institute of Electronics
1776 E. 17th St., Dept. PE-53, Cleveland, Ohio 44114

A Leader in Electronics Training... Since 1934 • Accredited Member National Home Study Council



НЕОБЫЧНАЯ ТЕЛЕВИЗИОННАЯ АНТЕННА

К письму, полученному редакцией из г. Воронежа от радиолюбителя Д. Абызова, была приложена заметка, напечатанная в газете «Молодой коммунар». Заметка называлась «Антенна-малютка». В ней описана примененная слесарем локомотивного депо в г. Георгиевске В. Архиповым телевизионная антенна небольших размеров и необычной конструкции. Тов. Абызов высказывал сомнения, будет ли работать такая антенна и можно ли верить сообщению «Молодого коммунара».

Ответ на вопросы тов. Абызова содержался в другом письме, которое редакция получила от радиолюбителя И. Сокола (пос. Кленовый Ровеньковского района Луганской обл.). Тов. Сокол написал в редакцию, что антенна В. Архипова построена, и он хорошо и регулярно принимает на нее программы телецентров, находящихся в Луге (55 км, 4-й канал) и Ростове-на-Дону (105 км, 1-й канал).

Для проверки письма тов. Абызова редакция командировала своего трудячку, который, возвратившись, сообщил, что он вместе с товарищем смотрел передачи обоих каналов. Качество изображения вполне удовлетворительное.

Что же это за антенна?

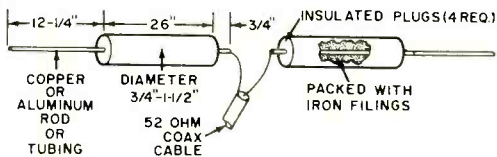
56 ♦ РАДИО № 10, 1966 г.

LITERALLY "AN UNUSUAL TV ANTENNA"

IF YOU ARE an inveterate experimenter and if you read Russian—especially the Soviet electronics hobbyist journal, *Radio*—the title of this article may stir a memory. The antenna described here was originally presented in the October, 1966, issue of *Radio* on page 56. The Editor of *Radio* stated that he had received a letter describing a "tiny antenna" constructed by a railroad worker which was reported to be faithfully capturing TV signals 35 and 65 miles from the worker's home.

Как видно из рисунка, это диполь. На половине диполя, которые готовятся из дюралюминиевой трубки или медного прута (у тов. Сокола, например), для полудиполей применен шахтный троллейный провод диаметром 6 мм), надеты трубки из изоляционного материала диаметром 22-40 мм. Трубки заделаны стальными оплывками торцов изолирующим резком.

Для



The dimensions shown for this TV antenna would be suitable to receive American Channel 6. From the meager information presented in the Soviet magazine, the iron filings might act as a crude ferrite.

At first glance, the strange antenna in the drawing above appears to be a simple dipole in shunt with a crude ferrite antenna. The dimensions given are for Soviet Channel 4 (84-92 MHz), and according to *Radio*, the dipole section may be ordinary copper or aluminum tubing. The large tube of insulated material can be 3/4" to 1 1/2" in diameter. This larger tubing is filled with iron filings and plugged at each end with insulating washers. The length of the insulated tubing appears to be approximately two-thirds of the length of each dipole element. No dimensions were published in *Radio* for any other TV channels.

The impedance would appear to be between 50 and 70 ohms, since a coaxial cable is connected to the antenna. Further improvements could probably be made by introducing a balanced feed line and matching the antenna input to the feed line. Despite its exotic structure and the obvious skepticism of the Soviets, there are reports that this TV antenna works remarkably well.

—Joseph Zelle



BUILD THE INCREDIBLE VFO

... A SIMPLE, PRACTICAL, INEXPENSIVE
VFO THAT REALLY WORKS

By **R. L. WINKLEPLECK**, WA9IGU

IF YOU ARE A HAM, you know that the only substitute for an unlimited supply of transmitter crystals is a stable variable-frequency oscillator (VFO). But you also know that VFO's are sometimes unstable, and minute changes of coil dimensions due to heat produced from nearby vacuum tubes and resistors, or changes in the electrode voltages of the vacuum tube oscillator, *can* and *do* cause the drift.

You can build a relatively stable *passive* VFO using a couple of capacitors and an inductor—a VFO in which there are no tubes or resistors to heat up, and no power supply or transistors to contend with. You don't have to lay a finger on your transmitter circuitry, either. You simply put a few parts together in a metal box, remove the transmitter crystal, and plug the VFO right into the crystal socket.

Why isn't everybody using this incredible VFO? The reasons are simple. Hams tend to distrust passive circuits that appear to offer something for nothing and, furthermore, external passive VFO's don't work with all transmitters. The transmitter's oscillator must be capable of sustaining oscillation by itself. A passive VFO merely determines the frequency of oscillation and is not an oscillator circuit in itself.

When It Can Be Used. If your transmitter employs any variation of the basic grid-plate oscillator shown in Fig. 1, you're in! Observe that there's an r.f. choke in the cathode of the oscillator tube, and that the crystal is connected between grid and ground. Note also that a feedback path is provided from cathode to grid via a capacitance divider.

Other circuit variations, such as a resistor across the crystal socket or in the cathode lead, or a coupling capacitor in

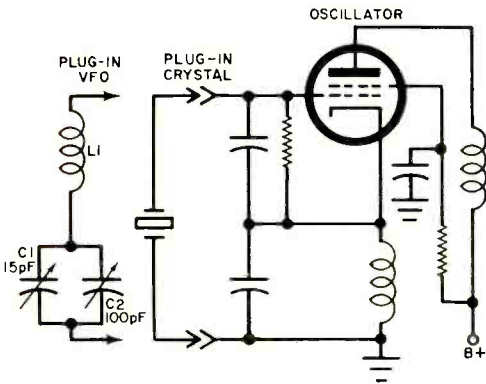


Fig. 1. To convert this crystal-controlled oscillator to a series-tuned Colpitts VFO, simply replace the crystal with the L-C combination shown.

the grid circuit, are acceptable. For, once you remove the crystal and connect the "Incredible VFO" in its place, you will have a series-tuned Colpitts oscillator that will work like a charm in any frequency range permitted by the series L-C combination.

Pro's And Con's. Before deciding on a passive VFO, consider all of its features—good and bad. Obviously, it's cheap,

simple, and easy to build. And as stated previously, it requires no tubes or transistors, and no power supply. If well built, and if the oscillator voltage is stable, it will exhibit very little drift. Differences in plate voltage will usually swing the frequency a bit, however. Use of the "Incredible VFO" does not require that you modify your rig, and it can be replaced with your original crystal at a moment's notice.

If your construction is sloppy, the




Fig. 2. The tuning capacitors are premounted on a heavy aluminum subpanel which is then secured to the base of the enclosure. The insulator floats the underground cable lead from coil to xtal plug.

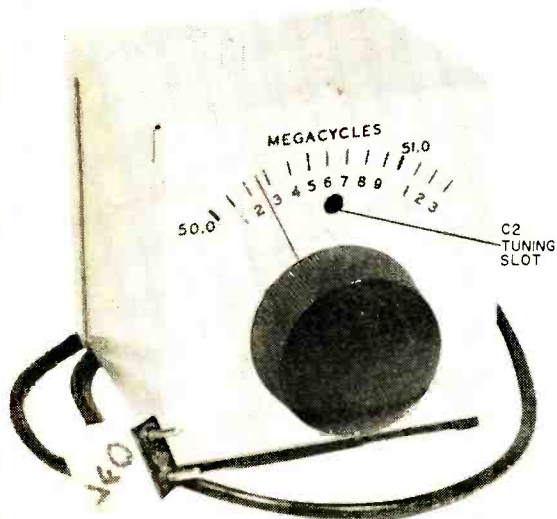
unit's performance will be sloppy. To a degree, this VFO is susceptible to body capacitance, and you must not touch the connecting cable or plug while on the air or your frequency will shift. And if you place the VFO too close to the transmitter, temperature changes could produce a significant frequency drift.

Construction. You can build a passive VFO for any transmitter frequency you want. Appropriate inductance and capacitance values for frequencies in the amateur bands, from 1.75 to 220 MHz, are given in Chapter 2 of the *Radio Amateur's Handbook*.

If, for instance, you work on six meters and want to replace your 8-MHz crystal with a passive VFO, you will need a 2"

length of B&W Miniductor coil #3007 for L1. Unwind about half a turn from each end of the coil to serve as connecting leads. The coil length given does not include the leads.

Two capacitors in parallel cover the entire 2-MHz frequency band. The larger capacitor, C2, is variable to 100 pF and determines the tuning range of the band. It is screwdriver-adjusted through a hole in the front panel. The smaller capacitor, C1, is variable to 15 pF and



Alignment of the VFO is a simple matter, and requires no special test equipment. All you need is a receiver to monitor the VFO signal while you adjust capacitor C2 until the signal is heard.

tunes in the desired frequencies. It is equipped with a vernier dial for ease of calibration and tuning. The capacitors and the coil are connected as shown in Fig. 2.

Both capacitors should be of high quality and of rugged construction to insure frequency stability. They are both mounted on a heavy aluminum subpanel, and the entire assembly is housed in a 4" x 4" x 4" aluminum box.

Use heavy pieces of wire—No. 12 or larger—to join the capacitors together. Connect the coil between the high side of the capacitors and the top of a 1" porcelain insulator. Affix solder lugs at both extremes of the insulator before mounting.

Strip one end of a short piece of RG-

58/U cable and solder the center conductor to the lug on the high side of the insulator along with the coil terminal. The shield strands of the cable go to the ground lug under the insulator, together with the common (ground) lead from the capacitors. Be sure there is a good ground to the chassis.

The coax cable is run through a grommeted hole in one side of the case, and the free end is terminated with a suitable crystal holder that will mate with your particular crystal socket. Be sure to mark the pin with the ground shield, as well as the grounded side of the crystal socket on your transmitter. Always connect ground to ground.

Alignment. The alignment of the VFO can be a little tricky, but if you proceed slowly and carefully, you should have no trouble at all. Plug the VFO into the crystal socket of your transmitter; then fire up the transmitter and allow it to warm up with plate voltage applied to the oscillator only.

Set the VFO's main tuning dial (C1) near its center of rotation. Turn on your receiver and set it to a frequency in the middle of the VFO's expected operating range. Through the access hole, tune C2—very slowly—until the receiver picks up the VFO signal. Alternately tune C1 and C2 for the strongest signal.

Put a dummy load across your transmitter's antenna output and set the transmitter to "transmit." If the transmitter loads properly, fine. If it does not, you are probably working on a frequency outside of the transmitter tuning range, and you must retune C2 to operate in the correct frequency range.

After you find the point where the transmitter loads properly, and you can pick up the signal, mark the receiver-indicated frequency on the VFO dial as your first calibration point. Continue tuning the band, resetting C1 to a different spot as you go along, and calibrating the VFO dial with the new frequency. Do not disturb the setting of C2 after its initial adjustment.

If your transmitter exhibits an undue amount of drift, it is probably due to poor power supply regulation. You can correct this condition by adding the necessary circuitry to regulate your power supply.

-30-

Getting The Most From Your CB Rig

AN IMPORTANT NOTE
ON TUNING YOUR TRANSMITTER

By DANIEL MEYER, KMT2967

EVERY CB USER is entitled to get the maximum legally permitted power output from his transceiver. As long as the average input power is 5 watts or under, or the average output power is 4 watts or less, the FCC has no complaints. The most common methods of achieving optimum CB results, such as proper antenna matching, microphone techniques, etc., are well covered in the instruction manuals and have been detailed in many magazine articles. However, there is one subject on which much misinformation abounds yet is a vital point if you want to get maximum CB operating results within the legal limits. This is the matter of transmitter alignment.

Transmitter Alignment. Practically all of the instruction manuals supplied with CB equipment describe the transmitter final amplifier adjustments required in order to obtain maximum r.f. output. Usually these manuals recommend the use of a 52-ohm dummy load and adjustment of the final tank circuit for maximum meter reading (built-in metering, or power output metering). This method assumes that maximum r.f. output is the principal criterion in achieving best CB coverage. This might be true if the CB rig were being used for code

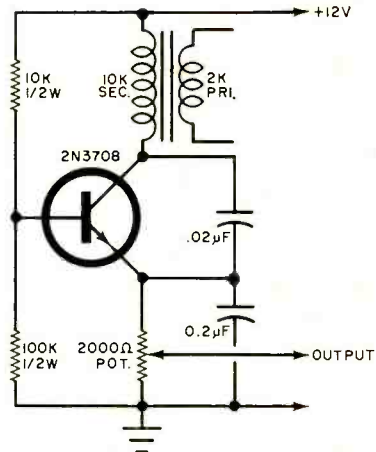


Fig. 1. This simple single-tone audio oscillator can be jury-rigged to provide a signal to modulate your CB rig. Tap the output to the hot side of the mike input. The transformer is a miniature component used for transistor interstage coupling.


transmissions, but it is completely wrong with voice modulated transmitters.

Maximum CB coverage results when the received signal is demodulated at a distant point. Primarily, we are inter-

TRANSCEIVERS	METHOD OF ALIGNMENT			
	Tuned for Maximum RF		Tuned for Maximum Modulation	
	RF Output (W)	Det. Audio (V)	RF Output (W)	Det. Audio (V)
(1) Tube CB	3.75	3.5	3.5	4.0
(2) Transistor CB	3.5	3.25	3.25	3.8
(3) Tube CB	4.25*	2.0	3.0	4.0
(4) Transistor CB	3.25	3.0	3.0	3.5
(5) Tube CB	2.5	2.75	2.25	3.25

* Illegally modified.

Table 1. Here are the results of tuning up five different CB rigs for maximum detected modulation rather than maximum r.f. output. All five transceivers got out better after the "modulation" tuneup.



POPULAR ELECTRONICS lab-tested the author's method with results that proved "modulation" tune-up was best. This is a Veroboard (wiring side up) hookup assembled in 10 minutes. Coax input is to the left, leads to the scope or VTVM to the right.

ested in getting the maximum amount of demodulated audio power at the receiver. Obviously, to obtain this maximum demodulated audio, we should tune the transmitter for maximum modulation rather than maximum r.f. output.

The received signal level depends on the amount of audio detected and not on the amount of carrier present. Actually, the less r.f. power needed to accomplish the job, the better the received signal.* Manufacturers do not suggest transmitter alignment for maximum modulation because this requires test equipment and is not as simple as aligning for maximum r.f. output.

How It Is Done. To align your CB rig for maximum modulation, you need an audio oscillator. If you cannot borrow one, you can construct a very simple transistorized oscillator as shown in Fig. 1. The audio frequency is not critical and any frequency between 400-2000 hertz will do.

You will also need a dummy load-detector circuit similar to the one shown in Fig. 2. This circuit can be put into a small metal box or simply soldered together at the end of a short piece of coax cable. The output of your dummy load-detector circuit can be connected to an oscilloscope, a VTVM, or even a good multimeter.

The audio oscillator is connected to your microphone input. It is not necessary to disconnect the microphone; simply clip the output of the audio oscillator to the mike connector—or even to an input grid circuit under the chassis, whichever is handier.

*See "Mule Box," POPULAR ELECTRONICS, March 1967, page 45.

To align the transmitter, key the transmitter and adjust the output of the oscillator for a clean sine wave as displayed on your oscilloscope. Do not increase the output of the oscillator past the point where the waveform is clipped, flattened or distorted. If you're using a multimeter or VTVM, the distortion point can be determined as that point where no further increase in output is obtained as the oscillator level is increased. The output signal (with the circuit shown) will generally be on the order of 2-6 volts r.m.s. The exact voltage depends upon the diode and the meter loading but is not important in aligning the transmitter.

Watch the scope, or meter, and adjust the final amplifier tuning and loading for maximum output. Adjust the controls in much the same way as you adjust those designed to tune up for maximum r.f. output. However, you will find that in

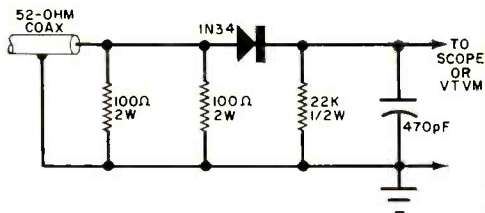



Fig. 2. To demodulate your CB output, you will need this circuit. Use a scope or VTVM to measure the output voltage—a VOM loads down the circuit.

tuning for maximum modulation the adjustments are much sharper and more critical. The two adjustments (in a usual pi-network) will interact.

It is recommended that you align your CB rig using an oscilloscope. The scope will also show if your rig produces distortion, which would result in reduced intelligibility and waste power output in audio harmonics.

Results. How much you can expect to gain by this method of alignment will depend on the particular CB rig you are using. Several examples of CB rigs aligned by the author are included in Table 1. In some cases, the alignment made for maximum r.f. output happened to result in something near the correct setting for maximum modulation. In other—
(Continued on page 102)



BUILD THE ELECTRIC

TIC TAC TOE

PERMANENT GAME SETUP
IS EYE-ATTRACTIVE
SCIENCE FAIR PROJECT

YOU CAN BUILD this tic-tac-toe game with a minimum of parts. The novel feature of the game is that each one of the 9 translucent indicators lights up red or green according to the play. The secret of the design is the use of miniature grain-of-wheat bulbs.

The game shown in the photo was built by the author in a 3" x 10" x 5" aluminum chassis fitted with a bottom plate. If you duplicate the author's model, draw (with a pencil) two sets of 1½" tic-tac-toe squares on the top surface of the chassis. In the center of each of the bottom 9 squares mount a single-pole, double-throw, center-off toggle switch so that the handle moves from side to side.


In the center of each of the top 9 squares, drill a ¼" hole. Carefully enlarge each hole with a file or reamer so that the plastic lens cap of each of the Dialco lamps can be pushed/twisted into place. The 12-volt red and green grain-of-wheat bulbs are sold by most hobby

shops. Each bulb will cost about 15¢. The leads should be sufficiently long to permit wiring the red and green bulbs directly to the toggle switches as shown in the schematic diagram. Handle the bulbs with care, since they break easily. As each pair of bulbs (one red, one green) is wired to its switch, position them in the lens cap. Cement the bulbs in place with a clear plastic cement, or tape them in place with Scotch or plastic adhesive tape. Also, tape the leads down to the chassis as they go from lens cap to switch.

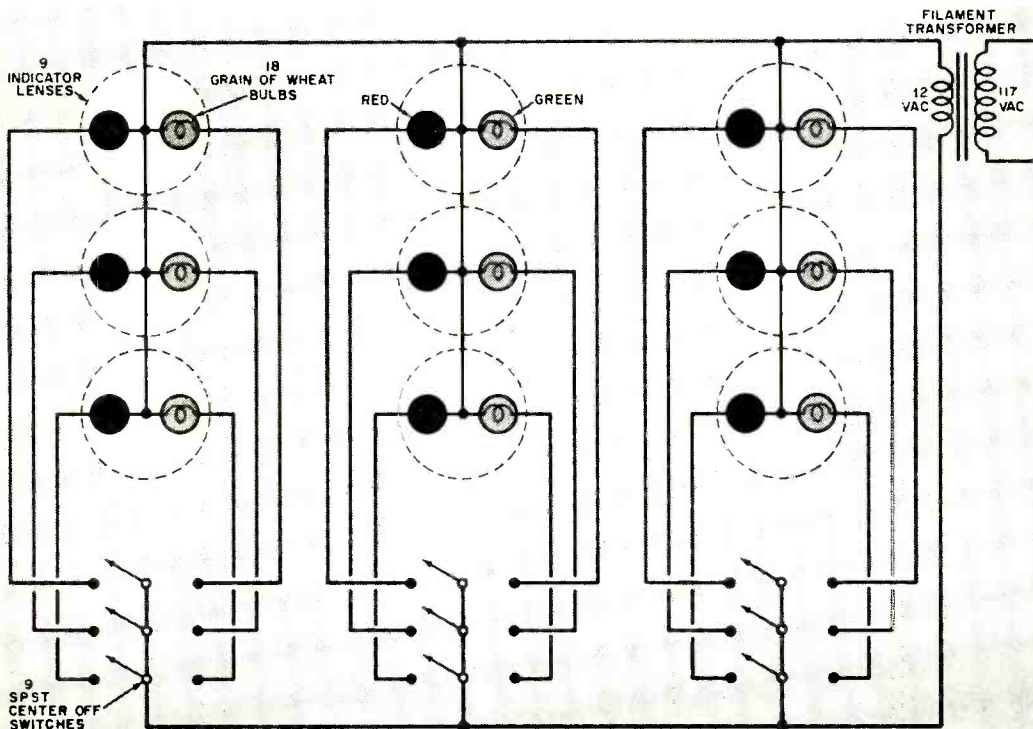
Finally, mount the power transformer on the chassis wall and install a terminal strip under each of the mounting screws to serve as convenient tie points for the 18 common bulb leads which are connected to the transformer.

Erase your pencil lines and paint in heavier black lines to represent each tic-tac-toe square. Lettering or press-down labels to indicate switch positions will simplify operation for the players. The red and green lights are used in place of the usual "X" and "O".

—Ken Greenberg



Generally speaking, the leads from most grain-of-wheat lamps will be long enough to be wired directly to the switches. These leads are fragile, so treat them with care. The white Dialco lens cap is known as the manufacturer's part number 95-935. Not all catalogs carry this item, but the larger radio parts jobbers will have these plastic replacement lenses in stock.





INFORMATION CENTRAL

By CHARLES J. SCHAUERS, W6QLV

THANK YOU for your many letters and postcards and your favorable reaction to the first two *Information Central* columns appearing in the February and March issues. A considerable number of interesting questions have been received, and if the flow continues undiminished, the Editor-in-Chief may increase the space allocation of this column.

The questions selected for publication in this month's installment of *Information Central* represent a broad sampling of the varied activities of our readers. Keep the questions coming!

Severe Ignition Noise. *I use CB in my small trucks and the ignition noise is driving my drivers crazy. None of the usual prevention methods (shielding, filtering, etc.) provide any relief.*

When ignition noise gets that bad, the only practical way to obtain decent reception is to eliminate the ignition pulses in the i.f. stages—not in the audio. While no one I know has air-tested every CB transceiver, the POPULAR ELECTRONICS editors have found that the Squires-Sanders "23'er" and Lafayette "CB Commander" (HB-600) both have i.f. noise silencing and are tops in ignition noise elimination. The effectiveness of most noise limiters of the audio type vary according to the circuitry and there's no way of predicting if one CB transceiver will surpass another—except those with i.f. noise silencing or quieting.

Commercial Kit Manuals, Again. *Your March column told about out-of-date manuals and diagrams from Allied (Knight-Kit) and Heath, but what about EICO?*

Sorry, but EICO did not respond to my request for information until the March deadline had passed. However, Henry Berlin, EICO's Marketing Administrator, says that most diagrams are available and many old manuals are in stock.

Transistor Substitution Handbook. *Where can I find details on all the transistors made throughout the world and some data on logical substitutions?*

Your best bet here is to obtain the 1967 edition of the "Transistor Specifications and Substitution Handbook" published by Tech-

Press, Inc., Brownsburg, Indiana 46112. This handbook is catalog number TSSH-3 and sells for \$2.95. The 1967 edition of this handbook lists over 6000 transistors and details all of their specifications. In addition, it has a separate section on substitutions.

CB Crystals. *A friend tells me that all CB crystals are the same and that he and I can swap crystals even though his transceiver has tubes and mine is all transistors. Is he right?*

Absolutely not. Every CB transceiver that I know about uses a special brand of crystal and substituting a crystal not specifically made for your transceiver may put you off-frequency. The FCC reports that off-frequency operation by CB'ers is one of the most common violations. Sometimes swapped crystals will work, but more often you are likely to find your frequency 1-3 kHz off the channel. This would be particularly true in the case of crystals designed for tube-type transceivers and those being used with transistor-type transceivers.

No Load SR-150 Transceiver. *I am cramped for space and put up a folded dipole for use with my SR-150 transceiver. I thought that would solve my problem, but now the transceiver won't load.*

I would be surprised if you got anything out of the SR-150 since it is designed to feed a 50-ohm coaxial cable. Even inserting a balun between the 300-ohm lead-in and the SR-150 will not do you any good. Your only practical solution is to build your own antenna coupler to match your transmitter to a balanced line. Some good designs for antenna couplers appear in *The Radio Amateur's Handbook*, 43rd edition, 1966, on page 355.

The "Greenwood" Album. *A couple of old timers have been talking about a book that lists all of the radio equipment made after 1905. My public library says there isn't any such thing.*

It is unlikely that your public library has a copy of the Harold Greenwood, W6MEA, "Pictorial Album of Wireless and Radio, 1905-1928." This book was published six years ago and is the only one we know of covering antique radio and wireless equip-

ment. Only 400 copies are left unsold and I would suggest that you get your check into the mail. The Greenwood book is available only from Paul Giganti, W6GVY, 2429 San Carlos Ave., San Carlos, Calif. 94070. The price (postpaid) is \$3.

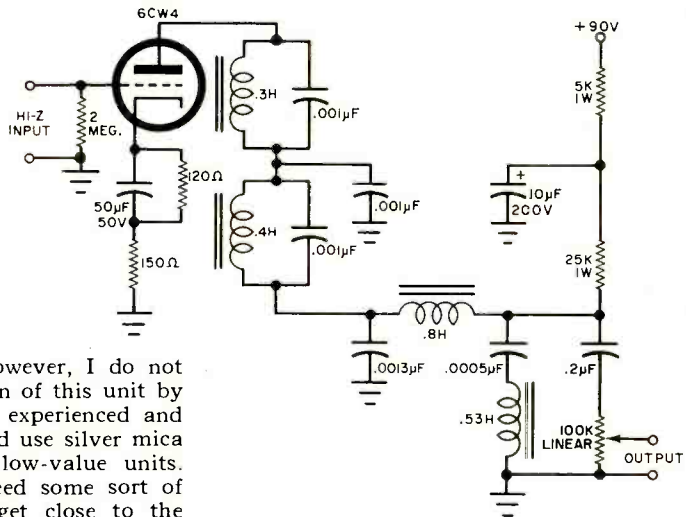
Cathode Ray Screen. *While browsing through a store specializing in military surplus electronics I saw some big cathode ray tubes with a "P-21" screen. Would these have been a bargain and would I ever have a use for one of them?*

No, you would probably never have use for a cathode ray tube having a P-21 screen. This tube is for radar display purposes and has a medium-to-long persistence (about 0.8 second). The scope traces are an orange color.

Scratch the Scratch on 78. *I'm a hi-fi nut who still loves to hear some of the old 78-r/min records. But many of my records are really noisy and although I have put some on tape, I would like to know what could be done to curb some of the scratch without losing too much quality?*

I like the scratch filter shown below. The attenuation is over 40 dB for everything above 8000 hertz. Because of the pos-

This scratch filter should be inserted between your phono pickup and the first audio stage in your amplifier. An "AUX" input would be ideal.



sibility of hum pickup, however, I do not recommend the construction of this unit by anyone other than a very experienced and careful builder. You should use silver mica capacitors for all of the low-value units. You will probably also need some sort of an inductance bridge to get close to the recommended inductance values.

Scope Problem. *I have an oscilloscope that I assembled from a kit. I have trouble keeping a pattern or trace centered because of horizontal drift. The manufacturer advised changing horizontal sweep tubes. This was done but without success. What do I do now?*

In writing your "Information Central" department, be sure to tell us the model and manufacturer of your equipment. Frequent-

ly, there are solutions to these problems that even the manufacturer may not have diagnosed. Due to lack of data in this case, all I can suggest is that poor voltage regulation is the most probable cause of a horizontal drift. If you cannot lock on a 60-hertz sweep, suspect every capacitor associated with the horizontal sweep circuit. If the pattern stabilizes after the scope has reached its ambient operating temperature, it is rather improbable that resistors or potentiometers are the source of the instability. Try substituting some of the more obvious capacitors around the 0.1 µF value that feed the horizontal sweep to the remainder of the scope circuit.

Those GE Universal Transistors. *It's all well and good for GE to claim that its 11 universal replacement transistors can be used as substitutes for hundreds of other "2N" transistors, but what are the real specifications?*

To our knowledge, General Electric has never published any specifications for its universal replacement transistor line bearing catalog numbers GE-1 through GE-11. However, as close as we can come to it, the GE-1 has characteristics comparable to the 2N597, and 2N802 through 2N814 fam-

ily. The GE-2 appears to be very similar to the popular 2N404. The GE-4 is much easier to pin down and seems to have characteristics similar to the 2N442. The GE-10 appears to be very near to the 2N1983 through 2N1988 family.

Power Line Buzz. *When it rains, all I can hear on the AM band is a loud raucous buzzing sound. The TV receiver is affected, but not as much as the AM radios. When*

the weather is clear and dry, we have no trouble. Is there anything I can do about it?

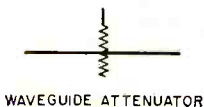
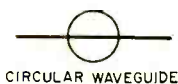
Yes, I would call your local power company and report this problem since it is indicative of severe power line leakage. The noise itself may be due to dirty high voltage insulators, a bad distribution transformer or a poor grounding system. In any case, the power company should be glad to know about this noise.

EICO 753 Dial Slippage. *My ELCO 753 transceiver is giving me excellent service but I have some ball drive slippage in the tuning mechanism. Is there anything I can do to solve this problem?*

Yes, but first review the installation steps in the assembly manual (pp. 24 & 25), starting at step 5. Loosen the mounting screws and mechanically align the ball drive and tuning capacitor. Retighten the screws and remove the C-washer from the rear of the tuning capacitor rotor shaft. Check the tuning capacitor mounting screw that comes from below the chassis between the front frame of the tuning capacitor and the first rotor plate. If this screw is rubbing against the rotor plate, replace it with a slightly shorter screw.

Waveguide Symbols. *Please publish the symbols for the following: rectangular-to-circular waveguide transducer; circular waveguide; attenuator; and directional coupler.*

These symbols are seldom seen by radio amateurs, but often appear in technical arti-



cles dealing with radar and military electronic equipment. More and more hams are becoming interested in microwave experimentation. The use of waveguides—called “plumbing”—is a fascinating side to our hobby.

Communications History. *I need some background history on communications—telegraph, radio and TV. Isn't there some*

inexpensive, but comprehensive book on the history of communications?

There are lots of books on the history of the various forms of communications and your public library should be able to supply you with a list of the most significant volumes. However, for a short, concise history of electrical communications, I suggest you write to the Federal Communications Commission, Washington, D.C. 20554 requesting a copy of Information Bulletin No. 7G (March 1966). This 11-page bulletin is a fine summary of communications from smoke signals to subscription TV.

Phone Patch Trouble. *I know that r.f. is getting into my phone line and making my phone patch worthless. What can I do?*

Insert an r.f. filter between the leads connecting your phone patch to the telephone. Do this by inserting a 2.5-mH r.f. choke in each line. Bypass each side of each r.f. choke (4 points) with 0.01 μ F ceramic capacitors.

Transformer Color Coding. *I picked up a surplus power transformer that has 12 leads—all color coded. I know about the black, red, yellow, green, and brown leads, but what is the pair of grey leads?*

The grey leads (really slate color) are those of the third filament winding. If this winding is center tapped, the lead would have slate/yellow striping.


FM Terms. *Please explain the terms “deviation ratio” as applied to FM broadcasting and “guard band” as applied to TV broadcasting.*

The “deviation ratio” is the ratio of the maximum change in the broadcast carrier frequency to the highest audio modulation frequency. The “guard band” in television is a vacant 250-kHz space that is usually provided at the high frequency end of each TV channel.

Substitute 1LE3 Tube. *I own an old Zenith short wave radio and my main problem is getting a replacement for one of the tubes. The tube is a 1LE3.*

Your receiver is an old-timer and the 1LE3 tube has been discontinued. Unfortunately, the 1LF3 which is a logical replacement has also been discontinued. The latter tube was cataloged by Allied Radio Corp. up until several years ago. It is doubtful that any of the 1LF3 tubes are available in the United States.

CB Linear Amplifier. *When I'm 18 years old and get my CB ticket, can I hook a linear amplifier up to my 100-milliwatt rig?*
(Continued on page 105)



AMATEUR RADIO

By **HERB S. BRIER**, W9EGQ
Amateur Radio Editor

WORLD PEACE AND AMATEUR RADIO

WOULD YOU BELIEVE that the most famous radio amateur in Japan lives in San Francisco, California? It's true; he is Ray Eichman, WA6IVM, who has QSO'd over 3500 different Japanese radio amateurs, many of them 50 or more times. What does this have to do with world peace? Well, when General Dwight D. Eisenhower was President, he sponsored the "People to People Program" to promote world peace through understanding. Radio amateurs have been—and still are—in a unique position to pursue this program, and WA6IVM's contribution is an outstanding one.

Ray's story begins in early 1959. Then a new Novice, he worked his first, honest-to-goodness DX—a Japanese station—on 15 meters. From that time on, JA call letters began appearing regularly in Ray's logbook; and the more JA's he worked, the more impressed he became with their courtesy, friendliness, and good operating habits. Learning that many Japanese amateurs knew only enough of the English language to exchange signal reports, names, and weather reports, Ray started studying Japanese in night school. Two years later, he was able to "rag-chew" on phone or CW with the JA's using either *Romaji* (conversational) or *Hirigani* (syllabic) Japanese.

By 1964, Ray had worked over 2000 different JA's, and the urge to visit them in their own land became overpowering. So he and his wife mortgaged the family cars, drained their bank account, and took off for Japan armed with the names and addresses of hundreds of Japanese amateurs and 1000 blank QSL cards. All of the latter were passed out before they were home again.

The Eichmans traveled over 2000 miles in Japan—but not a mile over the regular tourist routes. Instead, wherever they went, they were the guests of Japanese amateurs and their families. Ray knew them all, their joys, their problems, their plans. Every meeting was like a family reunion.

After the Eichmans' return from what Ray calls "the land of the friendliest hams," he resolved to try to work all of the active JA's. At the last count, he had worked some 3538, most of them many times, and over 2000 of them on 40 meters. Practically every contact is a friendly conversation, and not just a "hello-gocdby-please-QSL" formality.

While WA6IVM now uses high power and beam antennas, he has worked many JA's and other DX stations with less than 75 watts and a simple antenna. And the aver-

We are proud to select the station of Ray Eichman, WA6IVM, as Amateur Station of the Month for April, and are sending him a one-year subscription to **POPULAR ELECTRONICS**. For the story of Ray's adventures in amateur radio and his public service activities, see text above. If you would like to enter our monthly photo contest, submit a clear picture of your station—with you at the controls—and some information about your amateur career and the equipment you use. Even if you do not win, your photo may be used if space permits. All entries should be mailed to: Amateur Radio Photo Contest, c/o Herb S. Brier, W9EGQ, Amateur Radio Editor, Box 678, Gary, Indiana 46401.

AMATEUR STATION OF THE MONTH



age JA he works uses a 15- to 25-watt transmitter and a simple dipole or vertical antenna; only a few of the Japanese hams run high power and sport high-gain beams.


Ray does not spend all his on-the-air time working Japan, however. He is also an avid, all-around DX chaser, contest operator, and certificate collector. One certificate that he is especially proud of shows his honorary membership in the Japanese Blind Ham's Club; he sells seals similar to Christmas and Easter seals for the club.

Some months ago, Ray was asked if he would teach amateur radio to a group of handicapped young men and women at the Recreation Center for the Handicapped, Inc., in San Francisco, because of the tremendous therapeutic value it would have for them. Ray accepted the challenge and recruited Art Messineo, W6UDL, to help him. Each Thursday, for several hours starting at 7 p.m., Ray and Art teach their 14 "kids" code, theory, and math, and advise them on family matters and what have you. (Two members of the class have married each other since it began.)


One week Art teaches code and Ray teaches theory; the next week, the tasks are reversed. Most of the teaching is "by ear," depending upon the special needs of the individual student and the ingenuity of Ray and Art to devise methods—such as special keys for sending the code—to meet them.

The Recreation Center's amateur station and antennas have been installed, the latter by members of the San Francisco Radio Club. As soon as one of the students earns a General Class license, he or she will become trustee for the station license, and the Center will be on the air—probably before you read these lines.

Italian Government Honors W6MLZ. Another "Ray," who also hails from California, has been honored for his efforts in connection with handicapped people. In Genoa,



Stark simplicity seems to be the motif at the amateur station of Charles Barenfanger, WA9OPW, Vandalia, Ill. Chuck keeps his Johnson "Invader" transmitter and Hallicrafters SX-111 receiver tuned up on 80- and 40-meter CW, and is just a few cards away from his Worked All States certificate.



Of all the equipment in the shack of John Meyer, WA3EGY, Cheverly, Md., the big worker is the Heath-kit "Twoer"—it has made 70 contacts so far with the aid of an 11-element beam. Currently under construction is a 2-meter kilowatt transmitter.

Italy, last Columbus Day, Senator Guido Carbellini, Italian Minister of Scientific Research, presented to Ray Meyers, W6MLZ, Santa Gabriel, Calif., the 1966 Columbus Gold Medal Award for Humanitarian Service. The award was in recognition of Ray's work in teaching radio communication techniques to the physically disabled.

W6MLZ founded the "International Handicappers' Net" on 14 MHz phone, and invented special radio equipment for blind operators and those confined to iron lungs. He and his wife attended the presentation ceremony as guests of the Italian government and received "red carpet treatment" during their entire stay in Italy.

One Land QSO Party. To participate in this QSO contest, you operate any 24 hours between 0000 GMT, April 29, and 2400 GMT, April 30, near 3520, 7060, 14,080, 21,050, 28,020 kHz (CW), and/or 3820, 7220, 14,260, 21,380, 28,560 kHz (phone), and on all Novice frequencies. Amateur operators outside of New England work New England stations; New England operators work the world.

Each station may be worked once per band and mode, and a complete contact consists of sending and receiving serial number, signal report, state, county, and the operator's name. Count one point for each complete exchange (five points for Novice contacts); and multiply the contact points by the sum of the states and counties worked.

Send complete, legible logs to Carl Porter, 19 Penniman Terrace, Braintree, Mass. 02184, not later than June 15. Include a stamped return envelope if you want a list of the winners.

(Continued on page 118)



ON THE CITIZENS BAND

By MATT P. SPINELLO, KHC2060, CB Editor

THE AMOUNT OF MAIL that has crossed your CB Editor's desk since the first of the year would seem to indicate that a whole new crop of Citizens Radio users has joined the 800,000 licensees now authorized to operate in the 11-meter band. We are answering some of the more important requests for information in this month's column in an attempt to set the record straight for both CB users and non-users.

Q. *What is the Federal Communications Commission doing to reprimand the stations misusing the Citizens Band, and why don't we hear of citations being issued to violators?*

A. It's no secret that the monitoring facilities of the FCC are understaffed. But the FCC is not sitting idly by. The OTCB desk receives a regular report of citations issued to CB violators in addition to orders for license revocation. A recent report (covering a six-week period) listed citations and revocations in 22 states.

The FCC is currently putting the clamps on the following: antenna height violators; communications on channels reserved for stations using the same license; failure to identify a station with a proper call-sign; operation beyond authorized frequency tolerance; excessive power output; failure to post current authorization for a station at a conspicuous place; use of a station as a

hobby or diversion; and attempting to communicate over a distance of more than 150 miles.

Q. *We have been thinking of adding CB radio to our farm vehicles for direct communications with the barn. However, friends have warned us that all of the channels are very crowded.*


A. It is possible that there is heavy air traffic in your area, but this should not limit your use of CB radio. Since your application would appear to be "personal and/or business use," you have a choice of any of the 23 channels allocated, so long as your conversations are limited to units of your own station. Units with different call-signs may contact one another *only* on channels 9, 10, 11, 12, 13, 14 and 23. You should use one of the other 16 channels.

Q. *I have just received my CB license. Where can I get more information on how to install, operate, and maintain my mobile and base stations?*

A. Distributors of electronic equipment generally have a technician on hand who can answer most of your questions and who usually has a supply of manufacturers' literature on hand that may be helpful. If you're more interested in physical help, team up with someone who has used CB gear for some time. If you're looking for all



CB in a submarine? Yes, and no. The launching and surface maneuvering of the "Cubmarine," built by the Perry Submarine Company, are ably assisted by Lafayette "Dyna-Com 5" walkie-talkies. The "Cub" was used in the recent search for the lost atomic bomb off the coast of Spain. These walkie-talkies are regular CB types with 5 watts input and 3-channel switching.



CB EN ROUTE—IS IT WORTHWHILE?

Several months ago I drove a truck from Maryland to New Mexico using CB to maintain contact with my wife who was driving a car along the same route. The material below is abstracted from my log.

Asheville, N.C. Channels 7, 9, and 11 very crowded, but KOM2082 gave good directions to the Biltmore Estates—a major tourist attraction.

Nashville, Tenn. Heavy traffic on channel 11 with numerous travelers getting road information.

Rockwood, Tenn. Billboard said that the Plateau CB Club was monitoring channel 11, but all was quiet the morning that we passed through.

Jackson, Tenn. Another sign said listen in on channel 11, but no one was monitoring. Finally contacted KDD8766 who reported that the Jackson CB Club had moved over to channel 9.

Forrest City, Ark. Received good information from KOR3217 on best restaurant.

Melvorn, Ark. KMR3939 answered on channel 11 with directions on best road to Texarkana.

Highway 180, Tex. Contacted en route by KOV0651 just returning from vacation who reported that roads to Carlsbad Caverns, flooded the week before, were now passable.

Lamesa, Tex. Routing instructions and good motel suggestion from KKV4527.

El Paso, Tex. Received new highway routing instructions from KOV1841.

Las Cruces, N. Mex. Got lost at night, but saved by KLE2534 who, realizing that KKI1395 was a stranger, took extra time to pronounce and spell the street names.

Having transceivers in both vehicles proved even more valuable. At one point, my wife reported a flat on the car, and I stopped the truck to change the tire (see photo above). Without CB, I might have driven another 25-50 miles before realizing that something was wrong. Three cheers for CB!

—Alex F. Burr, KKI1395

the details, get a copy of the 1967 COMMUNICATIONS HANDBOOK, available at your local newsstand or directly from Ziff-Davis Publishing Co., One Park Avenue, New York, N. Y. 10016, for \$1.25 postpaid.

Q. I have followed your reports on rescue squads and emergency teams for the past four years. How can I find out if there is such an organization in my area, and how can I join it?

A. If you're in a hurry, we suggest walking to the nearest intersection and flagging down the first car you see with a CB antenna attached. Usually, local or area CB'ers can give you information about clubs or teams in the vicinity whether they belong to them or not. Another method would be to look for a CB antenna on a housetop, and politely explain your problem to the home owner.

If you strike out on both of these attempts, send your request for information

with a self-addressed, stamped envelope to: Matt P. Spinello, CB Editor, POPULAR ELECTRONICS, One Park Avenue, New York, N.Y. 10016. If you live in a small town or rural area, be sure to indicate which of the larger towns in your area is nearest your home.

"The Taller The Tower." Don't ever take a bet that you can get as much range from one of a matched pair of walkie-talkies as the next guy—especially if the "next guy" is Henry Hite. We've heard of people standing on rooftops to get more range from hand-held transceivers, and as far back as the first days of CB radio it was assumed that raising the average base station antenna two feet might add a few miles to transmitting and receiving range.

This particular bet was prepared as a spoof on your CB Editor. Although reluctant
(Continued on page 112)



SOLID STATE

By LOU GARNER, Semiconductor Editor

THE USE OF integrated circuits in consumer products is increasing at an accelerated pace. Last year several major manufacturers started to include IC devices in their TV sets (RCA) and table-model radio receivers (GE and Philco). Heath followed suit shortly thereafter with a TV receiver kit featuring an IC. H.H. Scott, a major hi-fi equipment producer, is now using IC's in the i.f. stages of its better line of FM receivers and tuners. And the latest entrant in the field is Westinghouse Electric Corp., with an IC portable phonograph. The new phonograph uses a conventional record changer, but the familiar amplifier has been replaced by an IC measuring only 0.112" x 0.085" and equivalent, performance-wise, to 39 components, consisting of transistors, diodes, and resistors.

But the IC news is not limited to the domestic front. Two major Japanese manufacturers, Sony Corp. and Matsushita Electronics Corp., are producing radio receivers using IC's, and another firm, Victor Co. of Japan Ltd., is selling a 25-inch color TV set with a hybrid IC in its sound channel.

The Military, too, is going for IC's in a big way, not only in communications and computer applications but, more recently, in the production of IC proximity fuses. A World War II development, the proximity fuse is a miniature transceiver used in artillery shells and bombs. In operation, the device senses its approach to a target by measuring the Doppler shift between shell and target. At a preset distance, its detector circuit, activated by a reflected radio signal, detonates the warhead charge.

Another recent development in the field permits smaller firms to design custom IC's for their own products without the high investment cost of a complete manufacturing facility. A sort of "do-it-yourself" IC kit, the new item is an open-cased monolithic silicon chip measuring only 0.086" x 0.124", but containing 60 components. The user interconnects the various elements as needed to assemble his own custom circuit. Produced by Westinghouse Electric Corp., the IC kit has been dubbed the "Insta-Circuit" and is available in both flat-pack and TO-5 configurations. Suitable for manufacturers, schools and laboratories, the Insta-Circuit is



A new manufacturing process at Eburn Industrial Research Corp. (Hingham, Mass.) allows IC designers to pack 100 times as much circuitry into the same area occupied by a conventional transistor.

definitely not a hobbyist item, since the special microscope-equipped wire bonder required to make the final circuit connections costs almost as much as a small car. The circuit chips themselves sell for less than \$40 each in unit quantities and less than \$30 each in quantities of 50 to 400.

Reader's Circuit. Agreed that simple AM broadcast-band receiver circuits are literally "a dime a dozen," the circuit in Fig. 1, which was submitted by reader Doug Zimmer (14332 35th N.E., Seattle, Wash.), combines a number of interesting features that

CORRECTION!

Through a typographical error, the price of the new Model RS-30 low-voltage power supply available from Aul Instruments, Inc. (24-13 Bridge Plaza North, Long Island City, N.Y. 11101) was listed as \$5 in last month's column. The price is actually \$45.00.

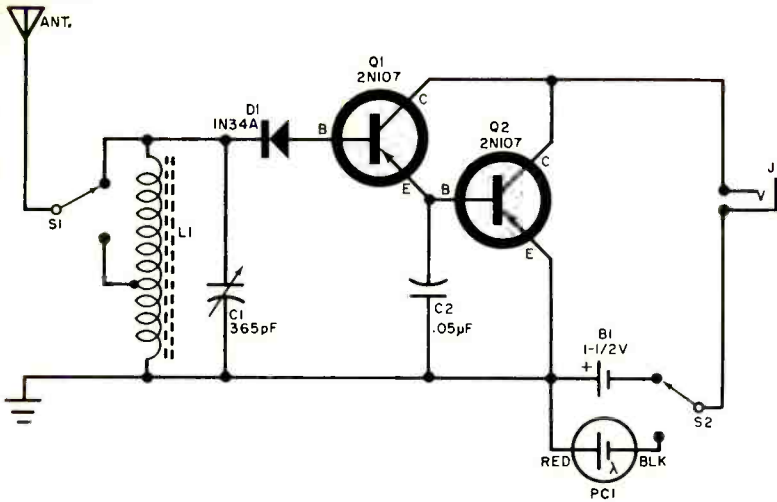


Fig. 1. Two-transistor AM broadcast-band receiver circuit submitted by reader Doug Zimmer features a Darlington pair amplifier (Q1 and Q2), and a power switch that lets you select either a chemical battery, B1, or a sun-powered battery (PC1).

make it suitable for demonstration or test purposes.

Doug has employed a standard tapped antenna coil, with the tap serving as a means of matching the antenna. In addition, he has used a Darlington pair amplifier (Q1 and Q2) and a dual d.c. supply, permitting the selection of either a chemical battery (B1) or a sun-powered battery (PC1) as the power source.

Radio-frequency signals picked up by the antenna are selected by tuned circuit L1-C1 and detected by diode D1. Switch S1 provides optimum match for both long and short antennas, insuring the best compromise between selectivity and sensitivity. The detected audio signal is amplified by Q1 and Q2 and applied to an earphone plugged into output jack J1. Capacitor C2 serves to bypass the r.f. signal.

Switches S1 and S2 are s.p.d.t. toggle, slide, or rotary types. Coil L1 is a tapped loopstick antenna coil (Superex VLT-240 or similar) and C1 is a standard 365-pF variable capacitor. A tubular paper capacitor or ceramic unit can be used for C2; working voltage is not critical. Diode D1 is a general-purpose type similar to a 1N34A and Q1 and Q2 are low-power pnp types (typically, CK722, 2N107, or SK3003). An open-circuit phone jack is used for J1.

Either a penlight cell or standard flashlight cell will be suitable for B1; PC1 is an International Rectifier type S1M silicon solar cell. Doug recommends moderate impedance (500- to 5000-ohm) magnetic earphones. And you can use either a printed circuit or point-to-point wiring when building this receiver.

Manufacturer's Circuit. An interesting experimental phase shifter circuit is shown in Fig 2. One of the 20-plus practical circuits described in a four-page folder recently published by Siliconix, Inc. (1140 W. Evelyn Ave., Sunnyvale, Calif.), the phase shifter permits a continuous adjustment of the

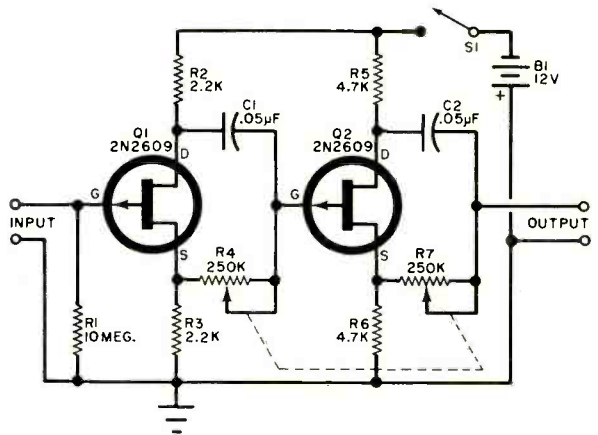


Fig. 2. One of the many practical FET circuits described in a recent folder from Siliconix, Inc., each stage of this phase shifter permits continuous adjustment of phase shifts from 0° to 180°.

relative phase difference between its input and output signals. It can be used for test purposes or to demonstrate the concept of phase shift. It is particularly valuable for demonstrating the changes in standard Lis-

sajous figures as a signal's phase angle is varied.

The phase shifter consists of two cascaded split-load amplifier stages with appropriate signal-combining phase-shifting networks between the drain and source output points. Each stage provides from 0° to 180° phase shift. Resistor *R1* serves as *Q1*'s gate return resistor and as the input load. Resistors *R2* and *R5* act as drain loads while *R3* and *R6* serve as individual source loads. Combinations *C1-R4* and *C2-R7* form, respectively, the first- and second-stage signal-combining network, with the degree of phase shift determined by their adjustable resistive elements (*R4* and *R7*). Operating power is furnished by a 12-volt battery, *B1*, controlled by s.p.s.t. switch *S1*.

Standard components are used in the instrument. Transistors *Q1* and *Q2* are FET 2N2609's. All resistors are half-watters; *R4* and *R7* are ganged potentiometers. Capacitors *C1* and *C2* are high-quality ceramic or plastic film types. Switch *S1* can be a toggle, slide, or rotary switch, as preferred. A variety of 12-volt battery power packs can be used for *B1* including two 6-volt portable A types in series, or eight series-connected penlight or flashlight cells. You can also power the phase shifter with a line-operated d.c. power supply if you wish.

Observe good wiring practices when as-

sembling the device, and keep all signal leads short and direct. The "Phase Shifter" can be wired on a suitable etched circuit board or on a perforated phenolic board, and housed in a small metal utility box. A sine-wave audio signal generator can be used as the prime signal source for checking phase shifts.

Transitips. Although possessing extremely-high input impedance, insulated-gate field-effect transistors (IGT's, IGFET's, MOST's, or MOSFET's) can be damaged quite easily by stray electrostatic charges. To protect these devices against such damage during

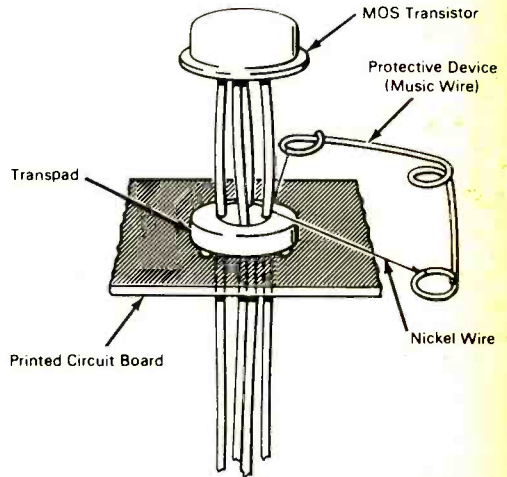
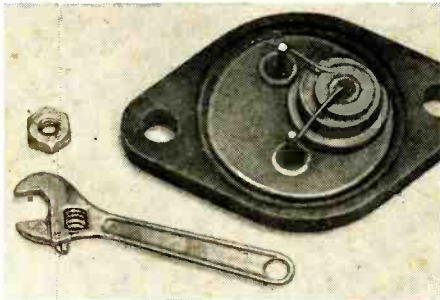


Fig. 3. This is a simple device used by NASA to protect MOS transistors from being accidentally damaged by the application of an electrostatic potential across the leads while the transistor is being handled or assembled in a circuit. A loop of flexible nickel wire is attached to a music wire spring that is slipped over the transistor's case and released, shorting together all of the leads.

OVERSIZE POWER TRANSISTOR



On April 1, the Lou Garner Enterprises announced the development of the BMB transistor. Rated at a maximum free air dissipation of about 10,000 watts, the new transistor is shown in the accompanying photograph—note how the elements dwarf the nut and crescent wrench. Beta values have not been calculated, but the alpha is reported to be close to 1.0001 under typical operating conditions. Distribution and quantity prices have not yet been firmly established for this breakthrough. Further details will be found on page 106.

storage and shipment, semiconductor manufacturers use techniques like wrapping the transistors in foil, twisting or soldering the lead tips together, or shorting the leads by means of a metal eyelet. However, none of these techniques provides adequate protection when the transistor is prepared for installation in a circuit since the leads must then be separated.

A recently published NASA "Tech Brief" describes a simple and inexpensive device (Fig. 3) for preventing accidental damage when MOSFET's are actually installed in a circuit. If you do work with these transistors, you may want to use a similar device. It is made from short pieces of 0.033-inch. (Continued on page 106)

ENGLISH-LANGUAGE BROADCASTS TO NORTH AMERICA

FOR THE MONTH OF APRIL

Prepared by **ROBERT LEGGE**

TO EASTERN AND CENTRAL NORTH AMERICA			
TIME—EST	TIME—GMT	STATION AND LOCATION	FREQUENCIES (MHz)
7 a.m.	1200	Copenhagen, Denmark	15.165
7:15 a.m.	1215	Helsinki, Finland	15.185 (Tues., Sat.)
		Melbourne, Australia	11.71
6 p.m.	2300	London, England	9.58, 11.78, 15.18
		Moscow, U.S.S.R.	7.15, 7.205, 9.665, 9.685
6:45 p.m.	2345	Tokyo, Japan	15.135, 17.825
7 p.m.	0000	London, England	7.13, 9.58, 11.78
		Moscow, U.S.S.R.	7.15, 7.205, 9.665, 9.685
		Peking, China	15.06, 17.68
		Sofia, Bulgaria	9.70
		Tirana, Albania	7.263
7:30 p.m.	0030	Budapest, Hungary	9.833, 11.91
		Johannesburg, South Africa	9.675, 11.90
		Kiev, U.S.S.R.	7.12, 9.665 (Mon., Thurs., Fri.)
		Stockholm, Sweden	11.805
7:50 p.m.	0050	Vatican	7.27, 9.645, 11.77
8 p.m.	0100	Berlin, Germany	9.56, 9.73
		Havana, Cuba	6.17, 11.76
		London, England	6.11, 7.13, 9.58
		Madrid, Spain	6.13, 9.76
		Moscow, U.S.S.R.	7.15, 7.205, 9.665, 9.685
		Prague, Czechoslovakia	5.93, 7.345, 9.55, 11.99
		Rome, Italy	9.63, 11.81
8:15 p.m.	0115	Berne, Switzerland	6.12, 9.535, 11.715
8:30 p.m.	0130	Bucharest, Rumania	7.195, 11.94
		Cairo, U.A.R.	9.475
		Cologne, Germany	6.075, 9.64
		Hilversum, Holland	9.59
9 p.m.	0200	Lisbon, Portugal	6.025, 6.185, 9.68
		London, England	6.11, 7.13, 9.58
		Moscow, U.S.S.R.	7.15, 7.205, 9.665, 9.685
		Stockholm, Sweden	11.805
9:30 p.m.	0230	Beirut, Lebanon	11.76
10 p.m.	0300	Bucharest, Rumania	7.195, 9.57, 11.94
		Budapest, Hungary	9.833, 11.91
		Havana, Cuba	6.135, 6.17
10:30 p.m.	0330	Accra, Ghana	6.11
		Prague, Czechoslovakia	6.095, 7.345, 9.55, 11.99
TO WESTERN NORTH AMERICA			
TIME—PST	TIME—GMT	STATION AND LOCATION	FREQUENCIES (MHz)
6 p.m.	0200	Melbourne, Australia	15.22, 17.84
		Tokyo, Japan	15.135, 15.235, 17.825
6:50 p.m.	0250	Taipei, China	15.125, 15.345, 17.72
7 p.m.	0300	Moscow, U.S.S.R.	15.14, 15.18, 17.76
		Peking, China	9.457, 11.82, 15.095
7:30 p.m.	0330	Stockholm, Sweden	11.805
7:45 p.m.	0345	Berlin, Germany	9.65, 11.73
8 p.m.	0400	Sofia, Bulgaria	9.70
8:30 p.m.	0430	Budapest, Hungary	9.833, 11.91
8:45 p.m.	0445	Cologne, Germany	6.145, 9.735
9 p.m.	0500	Berne, Switzerland	9.655
		Moscow, U.S.S.R.	9.54, 11.755, 11.85



SHORT-WAVE LISTENING

By **HANK BENNETT**, W2PNA/WPE2FT
Short-Wave Editor

SPRING CATCH—NORTH SEA HOSPITAL SHIP

THE brand-new 1967 Edition of the *World Radio TV Handbook* is at hand and contains some interesting material on the hospital and church vessel "De Hoop" which will be serving the fishing fleets around Iceland and Greenland. The "De Hoop" will put out to sea March 28 and will cruise in the northern part of the North Sea until April 18. It will go to sea again on April 25 and will be in the central part of the North Sea until May 16.

According to the 1967 WRTH, the "De Hoop" will broadcast religious services from the on-board chapel each Sunday at 0930-1030 and 1745-1830 on 2316 kHz. Weather forecasts will be given on 2201 and 2316 kHz, and transmissions will also be made on 2056 and 2181 kHz. The power output of the transmitter is 500 watts.

All transmissions will be in the Dutch language except when the hospital ship is giving assistance to foreign ships; at such times English or German will be employed. Verification will be by letter and reception reports should be addressed to DAMRAK 95, Amsterdam-C, Holland.



Dale Marks, WPE9HMY, of Neosho, Wis., DX'es with a Hallicrafters S-108 receiver. An SWL for only a short time, Dale has already logged 7 countries.

The main receiver of B. G. Heiser, WPE8ITB, Ypsilanti, Mich. (right), is a Hammarlund HQ-100A, backed up by a Hallicrafters S-38E. To date B.G. has 60 countries logged, with 42 of them confirmed.

Hard Life for the "Pirates." Two of the AM broadcast-band "pirate" stations operating from former anti-aircraft towers in the Thames River estuary have been fined 100 pounds for illegal broadcasting. One of the broadcasters, *Radio 390*, on 773 kHz, is now off the air pending a legal appeal as to whether or not the British jurisdiction covers radio stations which are at least six nautical miles off the English coast. The second broadcaster, *Radio Essex*, on 1349 kHz, was operating as this column went to press. The British government, acknowledging the fact that both stations are in the estuary, is citing a 1958 Geneva International Convention on Sea where an estuary was defined as a bay, and claims that the two radio stations are *not* operating in international waters.

News From the ANARC. The Association of North American Radio Clubs (ANARC) has elected Gerry Dexter, WPE9HDB, of West Bend, Wis., to the office of executive secretary. Gerry replaces Don Jensen, WPE9EZ, of Racine, Wis.

The ANARC is investigating the difficulty in getting verifications from overseas radiotelephone stations on "running marker" transmissions. Reportedly, many overseas telephone stations have adopted a complete non-verification policy because interception and reports on radiotelephone transmissions are illegal, according to the rules set forth

(Continued on page 113)



**ANNOUNCING
UNUSUALLY ADAPTABLE**



COMPUTER



VIRTUALLY UNLIMITED

MEMORY

CAPACITY

**COMPLETELY PORTABLE
AND**

SELF-PROPELLED

OPERATIVE OVER WIDE

TEMPERATURE

RANGE

VARIETY OF

INPUT AND OUTPUT

ARRANGEMENTS

AUTOMATICALLY


MAKES MINOR REPAIRS AND ADJUSTMENTS

FEATURES

ADVANCED LOGICAL SOPHISTICATION

ADAPTABLE TO SELF-PROGRAMMING

Sometimes Subject to Fatigue and Distraction—Requires Motivation
Memory Access Sometimes Faulty—Processes Material Illogically



SOME STRAIGHT-FORWARD TALK ABOUT THE PACE PLUS-23 CB TRANSCEIVER

The PLUS-23 is an all silicon transistor, all solid state Citizen Band 2-way radio, manufactured by Pace Communications Corp., priced at \$199.00 with all channels supplied. Ask any proud PACE owner, or ask your dealer for an in-field comparison test. You will find the PLUS-23 even outperforms its own specs. This is because we guarantee our sets will perform to specifications under the worst possible conditions—not under ideal or laboratory conditions.

PACE is a pioneer in all solid state CB design, specializing in all silicon transistor 2-way radios. The advantages are many: You don't risk a run-down car battery because the current drain is so low; you get a compact unit that fits conveniently under the dash—not the large, knee-knocking chassis of a tube set; you get reliability that means top performance on a below-zero winter morning or when it's 100 degrees in the desert sun; you get rugged dependability that keeps on operating after a day-long trip over bumpy mountain roads.

Reliability is the name of the game at PACE. That's why we clip and bend every component lead by hand. And test every PLUS-23 on a vibra-

tion stand. We also check every set for all of the published performance specifications—even operation on a weak battery or high voltage conditions. A signed process report goes with every radio—like a pedigree. Take a look at one and see for yourself how we take the guesswork out—and build performance in to every PLUS-23. We build in dependability too. You get full diode protection plus complete AGC at every stage, with heavy duty silicon transistors and lifetime guaranteed circuit boards and computer-verified synthesizer.

How about range? You transmit a full 5 watts with 100% modulation at 12 volts, assuring the best talk power—even with the car motor shut off. You receive with 0.3 uv sensitivity plus the best noise limiting available.

We are proud of our equipment, and stand behind it with a no-gimmick warranty. Don't be fooled by misleading claims. Compare and ask questions before you buy. Have a qualified technician look at a PACE chassis. He will confirm the quality construction and components we use. For more information, and the name of your nearest authorized PACE dealer, write:



PACE COMMUNICATIONS CORP.

24049 Frampton Ave., Harbor City, Calif. 90710 • Telephone (213) 325-8444
CIRCLE NO. 23 ON READER SERVICE PAGE

NEW!

MASTER COURSE IN COLOR TV

WITH NTS COLOR KITS



Big 25" Color TV kits included in new Master Color TV program. You learn Color TV and keep the big new 25" color TV receiver you build with exciting kits we send you.


10 million homes in this country will have color TV by the end of 1967. This industry needs technicians as never before, and NTS-trained men can move quickly into the big money.

COLOR TV SERVICING BRINGS HIGH PROFITS.


New color sets need careful installation, precision tuning and skilled servicing. NTS home training can put you in this profit picture—prepare you for big pay, security, or start a business of your own.

LIFT OFF...To A "Space Age" Career In Electronics!

This is the "space age." It crackles with the excitement of new discovery, new opportunities—in communications, industrial electronics, computer technology, closed circuit TV, and many others. Automation has greatly expanded the need for skilled electronics technicians in thousands of manufacturing plants. Only the well trained man makes it big in today's expanding electronics market, and industry demands this kind of man... the NTS man. What does it mean for you? A lifetime career... not just a job! Pick your field, and let an NTS Project Method Program open up the wonderful opportunity-filled world of electronics to you.



New Electronic developments are taking place all over the world, and your training brings top pay wherever you travel.



Train for a career in Electronic Controls, Transmitter Operation, or get your FCC License—a "must" in communications work. All included in your Master Program.

NEW "Project Method" CAREER KIT...

Fast, Easy Start To NTS Home Training

NTS introduces the NEW exclusive **Project Method Career Kit**—developed to help you move into your training program quickly. It is practical and convenient; together with the shop-tested Project Method lessons, this kit speeds you toward earning extra money within a short time.



Send today for the New profusely illustrated NTS Color Catalog. It shows you all the equipment and exciting kits you receive and keep. Describes in detail all the advantages of NTS Project Method Home Training—tells you everything you need to know to get started.

CLASSROOM TRAINING AT LOS ANGELES

You can take Classroom Training at Los Angeles in Sunny Southern California. NTS occupies a city block with over a million dollars in facilities devoted exclusively to technical training.



HIGH SCHOOL AT HOME



National offers accredited high school programs. Take only subjects you need. Study at your own pace. Everything included at one low tuition. Check special high school box in coupon for full information and FREE catalog.

MAIL REPLY CARD OR COUPON FOR NEW, FREE COLOR CATALOG AND SAMPLE LESSON.



You enroll by mail under NTS "No Obligation" plan. We have no salesmen: This means lower tuition for you.

NATIONAL TECHNICAL SCHOOLS

WORLD WIDE TRAINING SINCE 1905

4000 So. Figueroa St., Los Angeles, Calif. 90037

Accredited Member National Home Study Council
Member: National Association of Trade & Technical Schools



10
TRAINING
PROGRAMS


NATIONAL TECHNICAL SCHOOLS

4000 S. Figueroa St., Los Angeles, California 90037

APPROVED
FOR
VETERANS

Please rush Free Color Catalog and Sample Lesson, plus detailed information on field checked below. No obligation.

- | | |
|---|--|
| <input type="checkbox"/> MASTER COURSE IN
COLOR TELEVISION | <input type="checkbox"/> TELEVISION SERVICING
(including color lessons) |
| <input type="checkbox"/> COLOR TV SERVICING | <input type="checkbox"/> STEREO, HI-FI and SOUND SYSTEMS |
| <input type="checkbox"/> MASTER COURSE IN
ELECTRONICS-TV-RADIO plus
ADVANCED TV and INDUSTRIAL
ELECTRONICS | <input type="checkbox"/> BASIC ELECTRONICS |
| <input type="checkbox"/> ELECTRONICS-TV-RADIO SERVICING
AND COMMUNICATIONS | <input type="checkbox"/> ELECTRONICS MATH |
| <input type="checkbox"/> FCC LICENSE COURSE | <input type="checkbox"/> HIGH SCHOOL AT HOME (Dept 205-47) |
| <input type="checkbox"/> RADIO SERVICING
(AM-FM-TRANSISTORS) | Name _____ Age _____ |
| | Address _____ |
| | City _____ State _____ Zip _____ |
| | <input type="checkbox"/> Check if interested in Veteran Training under
new G.I. Bill. |
| | <input type="checkbox"/> Check if interested ONLY in Classroom Training
at Los Angeles. |




"Come on, Ed, I'll show you how to make an oscilloscope out of your TV set."


THE HOBBYIST

as seen by
WALT MILLER

ANTIQUE COLLECTOR




"It was a real buy . . . 29 cents a pound."



CABINET MAKER

HI-FI ENTHUSIAST



". . . and two 36-inch tweeters."

KIT BUILDER



"I'm getting closer to the trouble . . . I've got it playing three minutes before the fuse blows."

35 fascinating ways to spend your next 250 spare hours

Announcing the Spring 1967 edition of the "what-to-do-with-your-spare-time" problem-solver: the **ELECTRONIC EXPERIMENTER'S HANDBOOK!**

Roll up your sleeves, heat up the iron and get set to meet 35 of the most challenging, fun-to-build electronics projects you've ever seen . . . or assembled with your own two hands!

Included are: a transistorized

auto-light minder • a \$2 intrusion alarm • a tape recorder echo chamber (for under \$10!) • a powerhouse 2-tube SW receiver • a solid-state scope calibrator • and even a super-charged salt shaker!

You get complete schematics, illustrations, parts lists and easy-to-follow instructions . . . PLUS expert tips 'n techniques designed to build your electron-


ics skill. You'll keep up with the latest advances in the field, learn many valuable professional methods and short-cuts . . . and develop that extra technical know-how that comes only from practical, firsthand experience.

Don't chance missing your copy of the Spring 1967 **ELECTRONIC EXPERIMENTER'S HANDBOOK**. Use the coupon below to order yours today!

only \$1.25



GET THE HANDSOME LEATHERFLEX-BOUND EDITION
for just \$3 POSTPAID!



The Spring 1967 **ELECTRONIC EXPERIMENTER'S HANDBOOK** is also available in a splendid deluxe edition. Rugged Leatherflex cover provides lasting protection yet is softly textured and gold-embossed for the look of elegance. A collector's item — a superb addition to your electronics bookshelf. And it's yours, for just \$3 postpaid, when you check the appropriate box on the order form.

ZIFF-DAVIS SERVICE DIVISION • DEPT. EE4-S
595 Broadway • New York, N.Y. 10012

OK! Send me the all-new Spring 1967 **ELECTRONIC EXPERIMENTER'S HANDBOOK**.

\$1.25 enclosed, plus 15c for shipping and handling. Send me the regular edition. (\$1.75 for orders outside the U.S.A.)

\$3.00 enclosed. Send me the Deluxe Leatherflex-bound edition, postpaid. (\$3.75 for orders outside the U.S.A.) Allow three additional weeks for delivery.

name _____ please print PE-47
address _____
city _____
state _____ zip code _____

--- PAYMENT MUST BE ENCLOSED WITH ORDER ---

Boy, do I have spare time! Send me the big Fall 1966 edition, too! I want the regular edition Deluxe Leatherflex-bound edition. (Prices same as above.)

COLOR BAR GENERATORS



(Continued from page 52)

Line And Dot Patterns. Before any convergence adjustments are made, it is essential that the yoke and centering and linearity controls be properly set up. Adjusting these controls after convergence has been accomplished could misconverge the set. Knowing the number of lines in the test pattern, both horizontally and vertically, helps you determine centering and degree of overscan. Some overscan is desirable.

Linearity controls are set for equal spacing between bars. If the ratio of the number of vertical lines to the number of horizontal lines is the same as the aspect ratio of the size of the CRT (4 to 3), then the crosshatch pattern will appear as a series of squares when proper linearity is obtained. Amphenol,

Hickok and Jackson, with their 20 vertical lines and 15 horizontal lines, do achieve this ratio. The squares appear to be easier to adjust to than the rectangles that are obtained with different ratios, although it is not difficult to look for equidistant parallel lines. The number of lines is not critical, but there shouldn't be too many lines to cause confusion, or too few lines to cause portions of the screen—particularly at the edges—to be missed.

Generally, the dot pattern is used to set up static convergence in the center of the screen, and the line patterns are used to set up dynamic convergence. Some generators have a control to adjust the thickness of the dots and lines. One-line-thick, two-lines-thick, three-lines-thick, take your choice—it may be a matter of preference. One-line-thick appears to be most desirable, but it is also the most difficult to see. Actually, thickness is not as critical as having a well-



Tube-type generators invariably are line-operated, but are portable and suitable for use in the home. In the sampling shown here, in alphabetical order, from top to bottom left, and below, are: Hickok's Model 662, RCA's Model WR64B, Seco's Model 990, and Sencore's CA122B. Other models are available.



defined edge for the dot or line, and having a stable, jitter-free pattern to work with.

The Amphenol 860's single line and single cross-bar patterns make it easier to predict proper centering. This instrument also provides a single-dot display in the center of the screen to facilitate static convergence adjustments. Absence of other dots lets you concentrate your attention on one and the same spot on



Why We Make the Model 211 Available Now

Although there are many stereo test records on the market today, most critical checks on existing test records have to be made with expensive test equipment.

Realizing this, HiFi/STEREO REVIEW decided to produce a record that allows you to check your stereo rig, accurately and completely, just by listening! A record that would be precise enough for technicians to use in the laboratory—and versatile enough for you to use in your home.

The result: the HiFi/STEREO REVIEW Model 211 Stereo Test Record!

Stereo Checks That Can Be Made With the Model 211

- ✓ Frequency response — a direct check of eighteen sections of the frequency spectrum, from 20 to 20,000 cps.
- ✓ Pickup tracking — the most sensitive tests ever available to the amateur for checking cartridge, stylus, and tone arm.
- ✓ Hum and rumble — foolproof tests that help you evaluate the actual audible levels of rumble and hum in your system.
- ✓ Flutter—a test to check whether your turntable's flutter is low, moderate, or high.
- ✓ Channel balance — two white-noise signals that allow you to match your system's stereo channels for level and tonal characteristics.
- ✓ Separation—an ingenious means of checking the stereo separation at seven different parts of the musical spectrum—from mid-bass to high treble.

ALSO: ✓ Stereo Spread
Speaker Phasing
Channel Identification

PLUS SUPER FIDELITY MUSIC!

The non-test side of this record consists of music recorded directly on the master disc, without going through the usual tape process. It's a superb demonstration of flawless recording technique. A demonstration that will amaze and entertain you and your friends.

**NOW...GET THE FINEST
STEREO TEST
RECORD** ever produced
for just...**\$4.98**

**Featuring Tests Never Before Available
To The Hobbyist**

UNIQUE FEATURES OF HiFi/STEREO REVIEW'S MODEL 211 STEREO TEST RECORD

- Warble tones to minimize the distorting effects of room acoustics when making frequency-response checks.
- White-noise signals to allow the stereo channels to be matched in level and in tonal characteristics.
- Four specially designed tests to check distortion in stereo cartridges.
- Open-air recording of moving snare drums to minimize reverberation when checking stereo spread.

All Tests Can Be Made By Ear

HiFi/STEREO REVIEW's Model 211 Stereo Test Record will give you immediate answers to all of the questions you have about your stereo system. It's the most complete test record of its kind—contains the widest range of check-points ever included on one test disc! And you need no expensive test equipment. All checks can be made by ear!

Note to professionals: The Model 211 can be used as a highly efficient design and measurement tool. Recorded levels, frequencies, etc. have been controlled to very close tolerances — affording accurate numerical evaluation when used with test instruments.

DON'T MISS OUT—ORDER NOW

The Model 211 Stereo Test Record is a disc that has set the new standard for stereo test recording. There is an overwhelming demand for this record and orders will be filled by POPULAR ELECTRONICS promptly upon receipt. At the low price of \$4.98, this is a value you won't want to miss. Make sure you fill in and mail the coupon together with your check (\$4.98 per record) today.

FILL IN AND MAIL TODAY!

Stereo Test Record
Popular Electronics—Dept. SD
One Park Ave., New York 16, N.Y.

Please send me _____ test records at \$4.98 each. My check (or money order) for \$ _____ is enclosed. I understand that you will pay the postage. (Orders from outside the U.S.A. add 50c to partially defray postage and handling costs.) N.Y.C. residents please add 5% sales tax. N.Y. State residents 2% sales tax.

Name _____ (Please Print)

Address _____

City _____ Zone _____ State _____

Sorry—No charges or C.O.D. orders!

PE-47

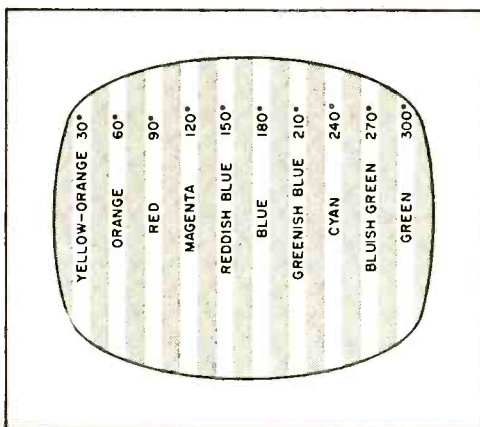


Like mini-skirts, more solid-state generators are making the scene. Here are a few of them: (from top to bottom, left) B&K Model 1245, Lectrotech Model V6B, Mercury Model 1900, Seco Model 900; (above) Hickok Model GC660; (below, left to right) Precise Model 660, and Sencore Model CG135. All models are lightweight and portable.

the screen and the single dot is less distracting than the multiple dot patterns. However, working with a multiple dot pattern is not difficult. If a visual problem does exist, some masking tape fitted around the center of the screen provides relief.

Color Bar Patterns. Makeup of the color signals sent out over the airways is in accordance with a set of standards established by NTSC, and it seems logical to expect a signal generator designed for work on a color TV set to be able to generate such a signal. Some generators do put out an NTSC signal, as mentioned previously. However, most of the test equipment manufacturers, in an effort to reduce the cost of the generators, are producing an offset-carrier signal which is "switched" on and off to create a gated rainbow pattern.


Both the TV set manufacturers and the test equipment people have cooperated to the extent that the service literature for TV sets and for the available test equipment, for the most part, are compatible; and it is possible to accomplish all of the needed chroma ad-



Most color bar generators provide a signal to set up a keyed rainbow pattern having 10 color bars. A different colored bar appears for each 30° of phase shift of the set's 3.58-MHz color-burst oscillator.

justments with these rainbow patterns. Several techniques for determining and adjusting for proper color phase have been developed—any of which can be used—but it is best to observe the method prescribed by the service notes for a particular set.

The gated (keyed) rainbow color bar



Whether you're a ham, short wave listener or CB'er . . . a newcomer to the fascinating world of radio communications or an oldtimer who cut his teeth on crystal sets . . .

ting your license . . . to selecting your equipment . . . to operating your own station.

You definitely need a copy of the new 1967 COMMUNICATIONS HANDBOOK!

And we do mean **complete**. Not only do you get valuable directories of the latest equipment for both novice and technician class, but also exclusive listings of all code practice LP's and tapes, SWL clubs, callbooks, program guides!

It's the world's most **complete** guide to communications. 148 fact packed pages of "how to do it—how to do it **better**" features written by the experts in each category. From choosing your field . . . to get-

To repeat our coded message above: **You need a copy . . . of the 1967 COMMUNICATIONS HANDBOOK!** Use the coupon below to order yours today. It's just \$1.25.

GET THE HANDSOME LEATHERFLEX-BOUND EDITION for just \$3 POSTPAID!

The 1967 COMMUNICATIONS HANDBOOK is also available in a splendid deluxe edition. Rugged Leatherflex cover provides lasting protection yet is softly textured and gold-embossed for the look of elegance. A collector's item—a superb addition to your permanent reference library. And it's yours, for just \$3 postpaid, when you check the appropriate box on the order form.

ZIFF-DAVIS SERVICE DIVISION • DEPT. CH • 595 Broadway • N. Y., N. Y. 10012

Send me the new 1967 COMMUNICATIONS HANDBOOK.

\$1.25 enclosed, plus 15c for shipping and handling. Send me the regular edition. (\$1.75 for orders outside the U.S.A.)

\$3.00 enclosed. Send me the Deluxe Leatherflex-bound edition, postpaid. (\$3.75 for orders outside the U.S.A.) Allow three additional weeks for delivery.

name _____ please print _____ PE-47

address _____

city _____

state _____ zip code _____

PAYMENT MUST BE ENCLOSED WITH ORDER

pattern consists of 10 vertical color bars ranging in hue from a yellow-orange bar on the left side of the screen to a green bar on the right side. The other bars in the pattern going from left to right are: orange, red, magenta, reddish blue, blue, greenish blue, cyan, and bluish green. Each bar is well defined and evenly spaced due to a 12-pulse gate action within the generator. One pulse coincides with the horizontal sync pulse and is lost, and another (the next pulse) occurs during sweep retrace and serves as the 0° reference burst signal.

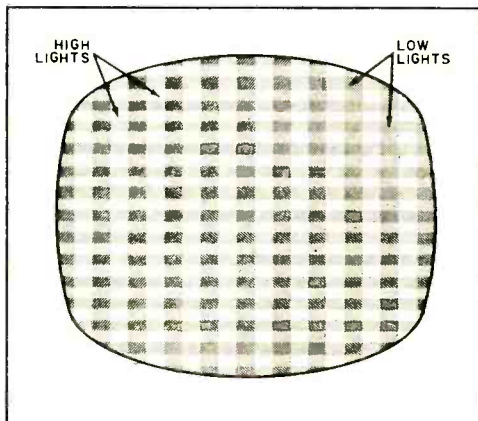
More precise adjustments of the chroma circuits are possible and a closer approximation of a set's behavior to on-the-air signals can be established with an NTSC signal generator. Each color in the NTSC signal has a specific value of saturation and it is possible to produce fully-saturated, full-field primary colors (red, blue, and green) without the use of a CRT gun killer or other gun control. Heretofore, NTSC generators were considered to be laboratory-type instruments in the \$350 and up category, but with units selling for about \$150, these generators have a renewed opportunity to become more popular.

Regardless of the type of color signal used, a signal level control is a must. Signal levels should be just strong enough to drive the TV set properly, and to avoid overload. The set's ability to achieve proper color sync can be checked out by reducing the signal to a point somewhat below the level where snow appears. Also, in the event that the set is suffering from certain sync problems, a signal containing stronger sync pulses will be helpful. Some generators do have the ability to increase the relative amplitude of the sync pulses.

Clear Raster And Shading Bars. A clear raster, free of snow and noise, is used to make adjustments for purity. While no test equipment is needed to obtain such a clear raster, some generators provide a clear raster function at the flip of a switch. One way to get this type of signal is to modulate the r.f. carrier with a composite sync signal only.

A shading bar pattern, featured in the Heathkit and the Precise generators, consists of a series of wide, vertical, and horizontal bars which resembles a cross-

hatch pattern. These bars produce four levels of brightness on the screen to facilitate adjustment of screen and video drive controls to obtain proper gray scale tracking. The brightest level (highlights) occurs where the horizontal and vertical bars cross. The lowest level (lowlights) is the space between the



A stable gray-scale tracking pattern having illuminated areas equivalent to the highlights and lowlights of a normal monochrome picture is easier to observe than a constantly changing televised scene.

bars. The other two brightness levels stem from the fact that the vertical bars are brighter than the horizontal bars. The Knight-Kit KG-685 produces a 6-level vertical shading bar pattern to accomplish the same purpose.

It is easier to observe a shading bar pattern than an off-the-air picture which is constantly changing. When gray scale tracking is correct, there is no sign of color tinting anywhere in a black-and-white picture.

A Word of Advice. You should not attempt any adjustment of your color TV set without knowledge of what you are doing or at least without a set of specific instructions. The more experience you have, the more knowledgeable you will be about which color bar generator to get.

If you are absolutely green on the subject, refer to the service notes for your TV set and select a generator that will provide all of the signals and test patterns needed for your set. When in doubt, contact the manufacturer or your test equipment dealer for additional information.

fill the gaps... WITH A COMPLETE SELECTION OF ANNUALS, YEARBOOKS, DIRECTORIES AND

HANDBOOKS from the world's largest publisher of special interest magazines. Take a moment to review the titles and issues currently available. You're sure to find many of your favorites to help complete your library and fill those wide open spaces on your bookshelves.



PHOTOGRAPHY ANNUAL

A selection of the World's finest photographs compiled by the editors of Popular Photography. 212 pages—24 in full color.

1967 — \$1.50 — #38
1966 — \$1.25 — #1
1964 — \$1.25 — #3

ELECTRONIC EXPERIMENTER'S HANDBOOK

Many challenging projects for the electronics hobbyist

1966 — Fall Edition — \$1.25 — #39
1966 — Spring Edition — \$1.25 — #36
1965 — Fall Edition — \$1.25 — #9
1965 — Spring Edition — \$1.25 — #14

CAR & DRIVER YEARBOOK


A complete buyers guide covering virtually every car available in the United States. Road tests. Technical specifications. Accessories and performance equipment buying guide. Guide to racing with action-packed photos.

1967 — \$1.50 — #40
1966 — \$1.25 — #15
1965 — \$1.25 — #17

INVITATION TO PHOTOGRAPHY

A unique 116 page guide to better picture taking by the Editors of Popular Photography. Basic down-to-earth advice that helps you eliminate costly trial and error, time-consuming guess work. 20 complete, fact-and-photo packed articles in all.

1966 — \$1.25 — #35



PHOTOGRAPHY DIRECTORY

World's most complete photographic buying guide.

1967 — \$1.25 — #41
1966 — \$1.25 — #22

TAPE RECORDER ANNUAL

Everything you need to know about tape recording including a complete directory of mono and stereo recorders.

1967 — \$1.25 — #42
1966 — \$1.25 — #30
1965 — \$1.00 — #31

ELECTRONICS INSTALLATION AND SERVICING HANDBOOK


The only complete guide for servicemen and hobbyists to every major phase of consumer electronics servicing.

1967 — \$1.25 — #43
1966 — \$1.25 — #32

FLYING ANNUAL

The most valuable aviation yearbook ever compiled. Pilot reports. Aircraft directory. How to buy a used airplane. Navcom directory. Learn to fly section.

1967 — \$1.50 — #44
1966 — \$1.25 — #27
1965 — \$1.25 — #28



STEREO/Hi-Fi DIRECTORY

Complete buyers guide for virtually every Hi-Fi component manufactured.

1967 — \$1.25 — #45
1966 — \$1.25 — #29

POLAROID LAND PHOTOGRAPHY

Complete guide and only comprehensive and up-to-date handbook on Polaroid Land Photography.

1966 — \$1.25 — #24
1963 — \$1.00 — #25

SKIING INTERNATIONAL YEARBOOK

A luxuriously illustrated compendium of 1966's important events. A timely forecast of the excitement-packed 1967 season. —by the editors of Skiing Magazine.

1967 — \$1.25 — #48
1966 — \$1.25 — #26

FLYING TRAVELGUIDE

Here's the first really useful guide to flying vacations. Everything you need to know about: lodgings, restaurants, resorts, sightseeing, recreation, sports activities, airport facilities, children's fun, price information, special information for the gals —and much more.

1967 — \$1.25 — #46
1966 — \$1.25 — #34

COMMUNICATIONS HANDBOOK

The most complete and up-to-date guide to the exciting world of specialized radio communications.

1967 — \$1.25 — #47
1966 — \$1.25 — #18
1965 — \$1.00 — #19

TO PLACE YOUR ORDER, circle the numbers of the annuals you wish to receive on the coupon, clearly print your name and address and enclose your remittance. Please be sure to enclose an additional 15¢ shipping and handling for each copy ordered. Add 50¢ per copy for orders outside U.S.A.

Ziff-Davis Service Division—Department W · 595 Broadway, New York, N. Y. 10012

I am enclosing \$_____ for the annuals circled below. My remittance includes an additional 15¢ per copy for shipping and handling (50¢ for orders outside U.S.A.). I understand quantities are limited and orders will be filled on a first come-first served basis.

1 3 9 14 15 17 18 19 20 22 24 25 26 27 28 29
30 31 32 34 35 36 38 39 40 41 42 43 44 45 46 47 48

Name _____ PE-47
Address _____
City _____ State _____ Zip Code _____

PAYMENT MUST BE ENCLOSED WITH ORDER

MULTIPURPOSE SIGNAL TRACER

(Continued from page 47)

1-millivolt scale will hold for all ranges. You can check meter linearity by successively reducing the input signal to 800, 600, 400, and 200 microvolts and observing the meter reading. Frequency response can be checked by maintaining a constant 1-mV signal while varying the source frequency from 40 hertz to 20 kHz.

Operation. When signal-tracing in receiver r.f. and i.f. circuits, use a demodulator probe at the INPUT binding posts. For audio circuits, a direct probe or shielded lead can be used. Suitable low-cost demodulator probes and direct probes are available commercially in kit form or fully assembled. Or you can build your own demodulator probe, if you wish, following one of the diagrams in Fig. 5.

When this meter is in use, the audio amplifier can be turned off, if desired, by

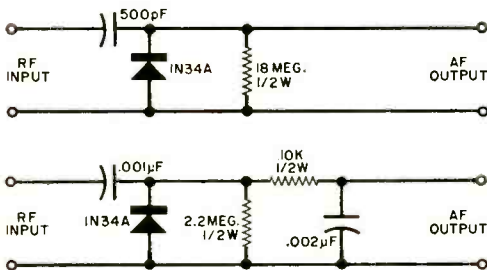


Fig. 5. Either of these circuits can be put together and used as a demodulator probe. However, you may prefer a commercial unit, such as the EICO PSD demodulator probe, for economy and convenience.

turning the GAIN control fully counter-clockwise till you get a "click." If you want to use the audio amplifier alone, you can turn off the meter by flipping the METER switch to off. The unit's pre-amplifier is always on when power is applied, and can be used to monitor signals with a crystal headphone.

To use the preamplifier, turn both the meter and audio amplifier off. With the SENSITIVITY control set to 1 mV, the voltage gain will be approximately 200. At the 10-mV setting, the gain is about 20.

GET MORE ACTION WITH

MULTI-ELMAC
PRECISION MADE,
POPULAR PRICED
CB UNITS!

* **CITI-FONE SS** \$16950

FULL
23 CHANNEL

AC-DC Operation,
Illuminated Meter
& Channel Selector,
Triple Tuned RF,
"Noise Immune"
Squelch, Double
Tuned IF's, Ready to Operate



* **CITI-FONE 99** \$9950

FULL
8 CHANNEL

AC-DC Operation,
Delayed AVC,
Electronic Switching,
2 Stage Pre-Amp
Illuminated "S"
Meter, Complete
with Crystal for 1 Channel



* **CITI-FONE II** \$4995

SOLID STATE
Transmitter-Converter

Compact 5 3/4 x
4 3/8 x 1 1/2, 9
Transistor, 2
Diodes, 5 Wat
Input (PCC Max.)
100% Modulation, 12 VDC
Operation, Complete with Crystal for
1 Channel



Please send further information on Citi-Fone SS , 99 , II

MULTI-ELMAC CO.

21470 Coolidge • Oak Park, Michigan 48237

NAME _____


ADDRESS _____

CITY _____

STATE _____ ZONE _____

CIRCLE NO. 21 ON READER SERVICE PAGE

Build your own AUTO ANALYZER —and SAVE!



\$49⁹⁵

Set Engine Idle—Auto Trans. Shift Points
CHECK:

- Distributor wear
- Dwell angle
- Voltage regulator
- Condensers
- Point surfaces
- Coil resistance
- Ground circuits
- Alternator diodes
- Engine timing
- Spark output and much more!

WITH A **knight-kit**® FROM

ALLIED RADIO

Headquarters for Everything in Electronics

Save double on this famous Knight-Kit Auto Analyzer. Build it yourself and save factory assembly costs. Then use it for tune-ups and trouble-shooting to hold down car upkeep.

Write for special introductory offer
No Money Down • \$5 Monthly

ALLIED RADIO

Dept. 3D, P.O. Box 4398, Chicago, Ill. 60680
CIRCLE NO. 1 ON READER SERVICE PAGE

XL

\$13

GR

\$30⁹⁵

**ORDER
DIRECT
FROM
SWITZER-
LAND
AND SAVE!**

17 jewels, calendar, waterproof to 500', rugged case and band, luminous figures, rotating bezels, shock-protected.

XL World-Time watch shows hour in time-zones simultaneously, elapsed time for diving, parking. (DELUXE Model XL has automatic SELF-WIND movement—only \$33.) GR Computer Slide Rule watch multiplies, divides, calculates speed, distance, ratios for pilots, navigators, etc. Sent registered airmail. Send cash, money order, bank check (no personal checks). Free catalog.

Oilech & Wajs, Dept. QF-10, 8039 Zurich, Switzerland.

GET INTO ELECTRONICS

V.T.I. training leads to success as technicians, field engineers, specialists in communications, guided missiles, computers, radar, automation. Basic & advanced courses. Electronic Engineering Technology and Electronic Technology curricula both available. Associate degree in 29 months. B.S. obtainable. G.I. approved. Start September, February. Dorms, campus. High School graduate or equivalent. Catalog.

VALPARAISO TECHNICAL INSTITUTE
DEPARTMENT PE, VALPARAISO, INDIANA



ASSIST

(Continued from page 30)

RU-18 receiver, surplus, type CW-46048D. Installation and operating manuals needed. (Tom Brengle, 5749 Trinity Pl., San Diego, Calif. 92120)

Sun Electric Model G-6600 "Dwell-Tach" tester, circa 1947. Wiring diagram and operating manual needed. (Walter R. Yeary, 3812 Old Brownsboro Hills Rd., Louisville, Ky. 40222)

BC-1066-B receiver, ser. 8694, made by Philco for Signal Corps. Operating manual and band specifications needed. (Dan Sholl, Star Route, Box 189, Naches, Wash.)

Jackson Model 109 "Volt-Ohmmeter." Operating and instruction manuals needed. (Andrew Cuneo, 157 W. Albemarle Ave., Lansdowne, Pa. 19050)

McMurdo Silver Model 906 signal generator; has range of 0.09 to 170 MHz. Schematic and operating manual needed. (Lawrence Palasz, 2521 W. 38 Ave., Hobart, Ind. 46342)

Philco Model 41-287 receiver, code 121, circa 1935; tunes on 3 bands; has 9 tubes. Schematic and operating manual needed. (Allen Lowry, 3387 Lee Rd., Cleveland, Ohio 44120)

Surplus GB6 wave monitor, ser. AW 502, circa 1943. Schematic needed. (Mel Downey, 119 Gawain Dr., Newport News, Va. 23602)

Philco receiver, circa 1939; tunes BC and s.w. from 5 to 18 MHz; has 6 tubes. Dial plate #27-6103 needed. (Gerald Pement, Box 2, Rt. 1, Wellington, B.C., Canada)

Hallicrafters "Continental" receiver; tunes BC and s.w. from 6 to 18 MHz. Schematic and parts list needed. (Vincent Calderheas, 398 Seignior Crescent, St. Hilaire, Quebec, Canada)

Surplus receiver, type CG-46117, ser. 1410, made for USN by GE, circa 1940; has 8 tubes. Any available information wanted. (George Hesser, Nut Plains Rd., Guilford, Conn. 06437)

Hickok Model 198 audio frequency signal generator. Schematic and instruction manual needed. (William Misiek, 405 Royalton Rd., Silver Spring, Md. 20904)

Hickok Model 610A signal generator, ser. 106 10464, circa 1944. Schematic and operating manual needed. (James McCrohan, 119 Brainerd Rd., Boston, Mass. 02134)

Bell Model 2122 amplifier, ser. 43416; has 6 tubes. Schematic, parts list, and source for parts needed. (Robert Gordon, 160-38 12th Rd., Whitestone, N.Y. 11357)

Knight Model KG-70 AM/FM/MPX tuner. Schematic needed. A2/C Emory A. Michau, 36A & E Box 2461 CMR, APO, N.Y. 09132)

Lucor Model 561 tape recorder, ser. 37,886. Pictorial needed. Ronald Vaughan, 222 Bizerte St., Houston, Tex. 77022)

Philips receiver; tunes AM and s.w. on 4 bands; has tuning eye. Schematic and source for parts needed. (Isaac W. Eaves, 10113 Pilot St., Houston, Tex. 77029)

DuMont cathode-ray oscillograph, type 304A. **Precision** Model T62 tube tester. Operating manuals needed. (Fifi Lopez, Box 7565, Mexico City 1, Republic of Mexico)

Concertone Model 1601 ("Binaural") tape recorder, circa 1955. Schematic needed. (E.J. Leaman, 15 B East Islay St., Santa Barbara, Calif. 93101)

Masterwork Model M690A tape recorder. Schematic and operating manual needed. (Thomas F. Feeney, Jr., 21 John St., Newport, R.I. 02840)

Philco Model 660 receiver; tunes 160 kHz to 18 MHz on 4 bands; has 10 tubes. Schematic needed. (Anthony Luthers, 232 Hoyt St., Kearny, N.J. 07032)

Hallicrafters Model SX-25 receiver. Schematic, operating manual and source for power transformer needed. (Jerry Hein, 1612 Woodcliff SE, Grand Rapids, Mich. 49506)

Mobile Communications Model MFM-150 receiver; has 14 tubes. Schematic needed. (George Hardy, 941 Lanterman Ave., Youngstown, Ohio 44511)

Zenith Model 8G005 "Trans-Oceanic" receiver, circa 1940; tunes BC and s.w. on 6 bands; has 8 tubes. Schematic needed. (Ronald Howe, 3504 Joliet St., New Orleans, La. 70118)

INFORMATION CENTRAL

(Continued from page 78)

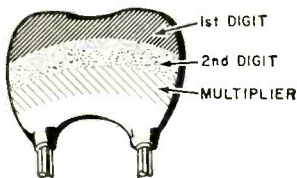
Considering all the ham lingo you use, I suspect you're planning to ham on the CB channels. Why wait till you're 18? You can get an amateur radio license at any age—some fellows have passed the exam who were only seven years old at the time. In answer to your specific question, I don't know of any linear amplifier that would work, and I doubt that anyone is going to offer such an amplifier for sale now that the FCC is cracking down on CB'ers.

TV Channels. *Are the television channel numbers and frequencies the same around the world?*

They sure aren't! In the United States, we call 66-72 MHz Channel 4, but in Australia Channel 4 is 94-101 MHz, while across the Tasman Sea in New Zealand Channel 4 is 174-181 MHz. The Soviets call 84-92 MHz Channel 4. France and Monaco spot Channel 4 between 54-66 MHz, although most of Continental Europe calls 62-68 MHz Channel 4. As you can see, it's very confusing.

Colorful Capacitors. *I just purchased some new electronic equipment that contains strange-looking capacitors. There are very wide, brightly colored bands (three of them) running lengthwise around the body of each capacitor. How do I read the values of these units?*

The capacitors you see in your new gear are top-quality Mylar or polyester film capacitors. Generally speaking, they are used in printed circuit equipment and are not usually available from radio parts jobbers and distributors. The capacitors are "read" by noting the color of the band farthest away from the leads. This band denotes the first digit. The middle band is



the second digit, and the colored band closest to the leads is the multiplier. The usual color-coding of black, meaning 0, through to white, meaning figure 9, applies to these capacitors. The value is always read in picofarads and the multipliers are: black, 1; brown, 10; red, 100; orange, 1000; yellow, 10,000; and green, 100,000.

-30-

April, 1967

If you're thinking about an ELECTRONICS CAREER



you should have this information

40 pages of facts about today's most exciting Electronics Training program. No ordinary course—you set up a "learning laboratory" in your home. Step by step you build, test and troubleshoot the circuits you are studying. Smooth-flowing series of 63 projects makes each principle crystal clear. (You build 4 radios, not just one!)

Industrial-quality vector board with unique solderless circuits lets you put together, prove, revise or expand, and dismantle each circuit. You get full set of tools, test instruments and materials, including resistors, capacitors, oscilloscope, milliammeter and multi-voltage power supply.

Program is conducted to level of Electronics Technician, most sought-after man in industry today. Approved by NHSC. It would take many pages of this magazine to tell story. Our booklet has it—send coupon, now!

TECHNICAL TRAINING INTERNATIONAL Dept. ID7	
10447 S. Torrence Ave., Chicago, Ill. 60617	
Send Free booklet "Your Future in Electronics" and full information about today's most interesting and practical Electronics Training program.	
name _____	
address _____	
city _____	zip _____



Striking contemporary art frame design in Dusk Walnut or Antique Birch. Mount traditionally or in diamond position. Special 8" dual cone speaker designed exclusively for Argos. Excellent for stereo or as extension speakers. **Audiophile net \$12.95.**

Great gift idea!

Troubador model TSW-8S by




Argos
PRODUCTS COMPANY

Dept. C, 600 Sycamore St., Genoa, Illinois 60135

CIRCLE NO. 2 ON READER SERVICE PAGE


105



which one
should
you buy
?

This year, play it smart. Before you make your next photographic equipment purchase, make sure you're getting the most for your money. Shop before you buy, confidently, with the up-to-the-minute 1967 PHOTOGRAPHY DIRECTORY & BUYING GUIDE.

**PHOTOGRAPHY
DIRECTORY
& BUYING GUIDE**



All the guesswork is out! From still cameras to slide projectors, super-8 to video tape recorders . . . this encyclopedic volume puts every essential buying fact and figure right at your fingertips. With complete point-by-point information on manufacturer, model number, special characteristics and price. Hundreds of photos. Every vital statistic you need to compare all the latest equipment—in virtually every category—and select the best in your price range!

Over 5,000 photographic items in all! Plus a Special feature! "BUY-POINTS" — an exclusive "what-to-look-for, how-to-buy" guide to movie and still cameras, slide projectors, tape recorders. This 160-page "shop-at-home" directory has been carefully compiled by the editors of Popular Photography. And that means authoritative, precise information you can bank on. All year long!

GET THE HANDSOME LEATHERFLEX-BOUND EDITION for just \$3 POSTPAID!

The 1967 PHOTOGRAPHY DIRECTORY & BUYING GUIDE is also available in a splendid deluxe edition. Rugged Leatherflex cover provides lasting protection yet is softly textured and gold embossed for the look of elegance. A collector's item—a superb addition to your permanent reference library. And it's yours, for just \$3 postpaid, when you check the appropriate box on the order form.

Use the coupon below to order your copy of the 1967 PHOTOGRAPHY DIRECTORY & BUYING GUIDE today!
Only \$1.25

ZIFF-DAVIS SERVICE DIVISION • DEPT. PD
 595 Broadway • New York, N.Y. 10012
 Please send me a copy of the 1967 PHOTOGRAPHY DIRECTORY & BUYING GUIDE as checked below:
 \$1.25 enclosed, plus 15c for shipping and handling. Send me the regular edition. (\$1.75 for orders outside the U.S.A.)
 \$3.00 enclosed. Send me the Deluxe Leatherflex-bound edition, postpaid. (\$3.75 for orders outside the U.S.A.) Allow three additional weeks for delivery.
 name _____ please print
 address _____ PE-47
 city _____
 state _____ zip _____
■ PAYMENT MUST BE ENCLOSED WITH ORDER ■

SOLID STATE

(Continued from page 85)

diameter music wire and 0.007-inch diameter nickel wire.

First, bend the music wire to form a spring with small end loops. Then, form the nickel wire into a single loop and attach its outer ends to the spring loops by twisting and soldering. The spring is compressed during this operation so that the nickel wire is held under tension.


Squeeze the spring, expanding the nickel wire loop, and slip the loop over the transistor leads until it touches the case. Then release the spring, tightening the nickel wire loop and shorting the transistor leads together. You can now remove the manufacturer's protection feature (slip off the eyelet, untwist the leads, etc.). Finally, an insulated Transpad is slipped over the transistor's leads and pushed up against the taut wire loop to serve as a retaining disc.

The protected transistor can now be inserted in its socket and mounted on a circuit board, or soldered in position. Once the transistor is installed, the protective device can be removed either by compressing the spring (opening the nickel wire loop) or clipping the fine nickel wire. And another thing: use a soldering iron—not a gun—when wiring MOSFET's, and be sure to ground the tip of the iron to the substrate lead before soldering the gate lead in place.

Until next month . . .

Lou

WITHDRAWN FROM MARKET



Due to production and patent problems, the Lou Garner Enterprises on April 2 regretfully announced the withdrawal of the super-power transistor. Interest in this new development was confined to April Fool's Day.

QUIZ ANSWERS

(Quiz appears on page 63)

- 1 — B The slope of these curves represents the ratio I_p/E_p , or conductance (the reciprocal of resistance). As the plate voltage is increased, the slope and conductance also increase, and the resistance decreases.
- 2 — A The fundamental and low-frequency components of a square wave contribute chiefly to the center portion of its flat top. Thus, if an amplifier under test attenuates the low frequencies, a dip appears in the center of the square-wave test signal.
- 3 — B The slope of this curve represents the ratio I_C/I_B , or beta, the current gain of a transistor. As the base current increases, the slope of the curve and beta decrease.
- 4 — A Overmodulation can reduce an r.f. carrier to zero amplitude during a period of time as shown by the thin base line through the modulation envelope.
- 5 — A The slope of this family of curves indicates changes in the conductance of the transistor. As the collector voltage (V_{CE}) is increased, the slope and conductance decrease, and the resistance increases.
- 6 — B The slope of this curve represents the ratio I_p/E_p , or mutual conductance (G_m) of this vacuum tube. As the grid voltage (E_g) is increased, the slope and G_m decrease.
- 7 — B The slope of a load line represents the conductance of the load resistance. The load line with the lesser slope (B) shows a lower conductance, or higher resistance.
- 8 — B The slope of this curve reflects the ratio B/H , the permeability of the core material. As the curve goes over the knee, the slope and permeability both decrease.
- 9 — B At its peak amplitude, a sine wave changes from one finite value to another, but as it passes through zero it changes from a finite value to zero, resulting in an infinite percent change.
- 10 — A When the windings of a tuned air-core transformer are overcoupled, a dip is produced in the center of an otherwise single-peaked frequency-response curve, and two new resonant peaks occur at slightly higher and lower frequencies.

PEARCE-SIMPSON'S "DIRECTOR"

NOW COMES EQUIPPED
with "S" METER
and TONE CONTROL
at NO EXTRA COST



DIRECTOR
23 Channel CB
... For Mobile Operation

The *all solid state* DIRECTOR is the finest mobile rig in the industry. It takes less current to operate than your car's dashboard clock.

Features exclusive HetroSync® circuitry, and a dual conversion Superhet receiver. Utilizes a zener diode for stability. Special high-gain audio power amplifier for superior modulation.

\$269.90 (Complete with crystals for 23 channels.)



GUARDIAN 23 • 23 Channel CB • \$269.90
... The Standard of Base Station Quality!

- Dual conversion superhet receiver with low noise Nuvistor front end • RF gain control, tone control and noise limiter switch • Illuminated "S" meter • Transistorized universal (AC/DC) power supply.

PEARCE-SIMPSON, Inc. 4701 N. W. 77th Ave. Miami, Fla. 33166
P. O. Box 800 — Biscayne Annex, Miami, Fla. 33152

Please send me full information and model specifications.

Name

Address


City

State Zip

PS PEARCE-SIMPSON, INC.
MIAMI, FLORIDA

CIRCLE NO. 24 ON READER SERVICE PAGE

10 Reasons why RCA Home Training is Your best investment for a rewarding career in electronics:



Performing transistor experiments on programmed breadboard — using oscilloscope

1 LEADER IN ELECTRONICS TRAINING

When you think of electronics, you immediately think of RCA... a name that stands for dependability, integrity and pioneering scientific advances. For over a half century, RCA Institutes, Inc., a service of Radio Corporation of America, has been a leader in technical training.

2 RCA AUTOTEXT TEACHES ELECTRONICS FASTER, EASIER, ALMOST AUTOMATICALLY

Beginner or refresher, AUTOTEXT, RCA Institutes' own method of programmed Home Training will help you learn electronics more quickly and with less effort, even if you've had trouble with conventional learning methods in the past.

3 THOUSANDS OF WELL PAID JOBS ARE NOW OPEN TO MEN SKILLED IN ELECTRONICS

RCA Institutes is doing something positive to help men with an interest in electronics to qualify for rewarding jobs in this fascinating field. Every year, literally thousands of high paying jobs in electronics go unfilled just because not enough men take the opportunity to train themselves for these openings.

4 WIDE CHOICE OF CAREER PROGRAMS

Start today on the electronics career of your choice. On the attached card is a list of "Career Programs", each of which starts with the amazing AUTOTEXT method of programmed instruction. Look the list over, pick the one best suited to you and check it off on the card.

5 SPECIALIZED ADVANCED TRAINING

For those already working in electronics or with previous training, RCA Institutes offers advanced courses. You can start on a higher level without wasting time on work you already know.

6 PERSONAL SUPERVISION THROUGHOUT

All during your program of home study, your training is supervised by RCA Institutes experts who become personally involved in your efforts and help you over any "rough spots" that may develop.

7 VARIETY OF KITS YOURS TO KEEP

To give practical application to your studies, a variety of valuable RCA Institutes engineered kits are included in your program. Each kit is complete in itself. You never have to take apart one piece to build another. At no extra cost, they're yours to keep and use on the job.

8 FROM RCA INSTITUTES ONLY - TRANSISTORIZED TV KIT, VALUABLE OSCILLOSCOPE

Those enrolled in RCA's television course or program receive complete transistorized TV Kit. All students receive a valuable oscilloscope—both at no extra cost and only from RCA Institutes.

9 UNIQUE TUITION PLAN

With RCA Home Training, you progress at the pace that is best for you! You only pay for lessons as you order them. You don't sign a long-term contract. There's no large down-payment to lose if you decide not to continue. You're never badgered for monthly

bills. Even if you decide to interrupt your training at any time, you don't pay a single cent more.

10 RCA INSTITUTES GRADUATES GET TOP RECOGNITION

Thousands of graduates of RCA Institutes are now working for leaders in the electronics field; many others have their own profitable businesses. This record is proof of the high quality of RCA Institutes' training.

CLASSROOM TRAINING ALSO AVAILABLE

If you prefer, you can attend classes at RCA Institutes Resident School, one of the largest of its kind in New York City. Coeducational classroom and laboratory training, day and evening sessions, start four times a year. Simply check "Classroom Training" on the attached card for full information.

FIRST PLACEMENT SERVICE, TOO!

In recent years, 9 out of 10 Resident School students who used the Free Placement Service have been placed before or shortly after graduation. This Service is also available to Home Study students.

SEND ATTACHED POSTAGE PAID CARD TODAY! FREE DESCRIPTIVE BOOK YOURS WITHOUT OBLIGATION! NO SALESMAN WILL CALL!


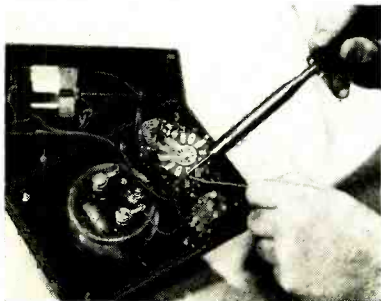
All RCA Institutes courses and programs are approved for veterans under the New G.I. Bill.

RCA INSTITUTES, INC. Dept. PE-47
350 West 4th Street
New York, N.Y. 10014




The Most Trusted Name in Electronics

Construction of Multimeter.



Construction of Oscilloscope.

Temperature experiment with transistors.



The Heart of your

Radio is

Its

TEXAS
CRYSTALS

INSIST ON

CQC*

* Controlled Quality Crystals available only from Texas Crystals dealers. Extensive precision testing throughout manufacture enables Texas Crystals to unconditionally guarantee their frequency control crystals. Use of Texas Crystals in space program and by other governmental agencies is evidence of the quality you can count on.

If your dealer can't supply your needs, send his name with your request for catalog to our plant nearest you.



TEXAS
CRYSTALS



Division of Whitehall Electronics Corp.

1000 Crystal Drive

4117 W. Jefferson Blvd.

Fort Myers, Fla. 33901

Los Angeles, Calif. 90016

Phone: 813-936-2109

Phone: 213-731-2258

CIRCLE NO. 32 ON READER SERVICE PAGE

Contact Cleaner—"CRAMOLIN"—

"The less you use—the better it works!"

The wonder contact cleaner with a world wide reputation for excellence in performance. Used by the professionals who want only the best—Army, Air Force, Navy, Bureau of Standards and hundreds of top known manufacturers of electronic apparatus. Reduces contact resistance by dissolving oxide films. A lubricant, cleaner, anti-corrosive & preservative. Effective on all metals. Send \$3.00 for large spray can of Cramolin, and receive free with order new Tech. Catalog on this and other amazing electronic chemicals. No COD's.

CAIG LABORATORIES, INC.

46P Stanwood Road, New Hyde Park, N. Y. 11040

FREE CATALOG!

148 PAGES • NEARLY 4,500 BARGAINS
OPTICS • SCIENCE • MATH



Completely new 1967 edition. New items, categories, illustrations. Dozens of electrical and electromagnetic parts, accessories. Enormous selection of Astronomical Telescopes, Microscopes, Binoculars, Magnifiers, Magnets, Lenses, Prisms. Many war surplus items: for hobbyists, experimenters, workshop, factory. Write for catalog "AV".

CLIP AND MAIL COUPON TODAY

EDMUND SCIENTIFIC CO., Barrington, N. J.
PLEASE SEND ME FREE CATALOG "AV"

Name

Address

City

State

ZIP

ON THE CITIZENS BAND

(Continued from page 82)

tant to accept the challenge, we did, out of curiosity, round the corner to find out what it was all about. We ran smack dab against the world's tallest man! Henry Hite is 8'2" tall and weighs 300 pounds. He wears a size 19 shirt with a 42" sleeve length, and his shoes step out at size 22!

In his travels for the Wilson Certified Meat Co., Henry covers many miles. We asked him about transportation problems because of his height. "Two Volkswagens," he replied, "one for each foot." We inquired about sleeping problems en route. Henry advised that motels usually put two beds



Photo by Greg Cook

The world's tallest man, Henry Hite, makes your CB Editor, who is a mere 5'8", look like a midget.

together for him, topping it off with, "that's a lot of bunk." Henry told us that his five brothers and seven sisters all stood under 5'11". "My father was an electrician," he went on, "and I was his first shock!"

So, we bypassed the "long-range" walkie-talkie bet, especially since we had it figured that the height difference between us just may have given Henry an extra 2½ to 6 miles communicating range.

Stalled in the Snow. CB radio fought back at heavily drifting snow near Camden, Ohio, recently. The Camden school bus, with 36 children in it, had stalled in the snow, and the battery was dead. Nearby, the car of Miss Andrea Nielsen, an English teacher, equipped with mobile CB radio, was stuck in 6-foot snow drifts.

At 9 p.m., after five hours of trying to raise help on her CB unit, Miss Nielsen received an answer from Mrs. Sandy Suman, Eaton, Ohio. However, efforts of the two to get help seemed hopeless until their conversation was intercepted by Harold Glaze, KPM5143, of Norwood, Ohio. Glaze made several local calls for help and notified the Ohio State Highway Patrol. He then stayed with his CB rig to keep in touch with the marooned group until help had arrived.

The eight-hour ordeal ended a little after midnight, when the Preble County Highway Department arrived with a bulldozer and several trucks. The children were quickly returned to Camden High School where an emergency crew of mothers had prepared cocoa, coffee, and hot food.

I'll CB'ing you.

—Matt, KHC2060

SHORT-WAVE LISTENING

(Continued from page 87)

by the International Telecommunications Union. However, members of the ANARC and many other SWL DX'ers feel that the running markers qualify as "open broadcasts and should be acceptable transmissions for verification cards or letters.

The ANARC also reports considerable success on the part of its Frequency Recommendations Committee. This Committee has been working with a number of short-wave stations (in Portugal, the Vatican, Netherlands, Japan, Switzerland, etc.) in an effort to help these well-known broadcasters select the most desirable frequencies for top-rated reception in North America.

New SWL Books Available. In addition to the *World Radio TV Handbook* (1967 Edi-

April, 1967

FREE!

**BIGGER... BETTER
THAN EVER!**



**40th ANNIVERSARY
1967 CATALOG**

**RADIO-TV
ELECTRONICS**

**40th ANNIVERSARY
1967
CATALOG**

YOUR BUYING GUIDE

FOR: ● Stereo & Hi-Fi Systems & Components. ● Tape Recorders. ● Electronics Parts, Tubes, Tools. ● Phonos & Records. ● Ham Gear. ● Test Instruments & Kits. ● Cameras & Film. ● PA. ● Citizens Band. ● Radio & TV Sets. ● Musical Instruments.

**SEND FOR
YOURS TODAY!**

BURSTEIN-APPLEBEE CO.

Dept. PE 1072 McGee, Kansas City, Mo. 64106
 Rush me the FREE 1967 B-A Catalog.


Name.....

Address.....

City..... State..... Zip Code.....

CIRCLE NO. 4 ON READER SERVICE PAGE

NOW...BUILD YOUR OWN CCTV CAMERA



**NEW
IMPROVED MODEL**

- Vidicon
- 25mm. fl.9 Lens
- Cable
- Instructions

\$20950

**\$20 DOWN
ASSEMBLED \$259.50 \$10 MONTH**


The affordable answer to an easy-to-use, top performing surveillance camera. Hundreds of uses in home, store, plant, office, hospital, school. Connects instantly to any TV set. Gives excellent picture with light under normal room lighting. Operates up to six sets. Complete — nothing else to buy. Optional lenses and tripod available.

All parts guaranteed one year. Vidicon guaranteed 90 days. Make check or money order to CONAR. Shipped REA collect.

SEND FOR FREE CONAR CATALOG

CONAR Division of National Radio Institute, Dept. DA7C
3939 Wisconsin Ave., Washington, D.C. 20016

FROM HiFi/STEREO REVIEW
**DELUXE PADDED DUST-PROOF
 RECORD and TAPE CASES**
 plus FREE cataloging forms



These decorative, yet sturdily constructed cases are just what you've been looking for

to keep your records and tapes from getting tossed about and damaged, disappearing when you want them most and just generally getting the "worst of it" from constant handling. They're ideal too for those valuable old '78's that always seem to get thrown about with no place to go.

Constructed of reinforced fiberboard and covered in rich leatherette in your choice of eight decorator colors, the HiFi/STEREO REVIEW Record and Tape Cases lend themselves handsomely to the decor of any room, whether it be your library, study, den, music room or pine-paneled garage. The padded leatherette back (in your color choice) is gold tooled in an exclusive design available only on HiFi/STEREO REVIEW Record and Tape Cases. The sides are in standard black leatherette to keep them looking new after constant use.

Extra

With each Record and Tape Case you order you will receive, free of charge, a specially designed record and tape cataloging form with pressure-sensitive backing for affixing to the side of each case. It enables you to list the record names and artists and will prove an invaluable aid in helping you locate your albums. The catalog form can be removed from the side of the case at any time without damaging the leatherette.



Record Cases are available in three sizes: for 7", 10" and 12" records. Each case, with a center divider that separates your records for easy accessibility, holds an average of 20 records in their original jackets. The Recording Tape Case holds 6 tapes in their original boxes.

● The Tape Cases or the 7" Record Cases (with catalog forms) are only \$3.25 each; 3 for \$9; 6 for \$17.

● The 10" or 12" Record Cases (with catalog forms) are \$3.50 each; 3 for \$10; 6 for \$19.

Add an additional 75c per order (regardless of number of cases ordered) for shipping and handling.

Ziff-Davis Publishing Company, Dept. SD
 One Park Avenue, New York, N. Y. 10015

My remittance in the amount of \$ _____
 is enclosed for the Cases indicated below.

Quantity

- _____ Tape Case at \$3.25 ea.; 3 for \$9; 6 for \$17
 _____ 7" Record Case at \$3.25 ea.; 3 for \$9; 6 for \$17
 _____ 10" Record Case at \$3.50 ea.; 3 for \$10; 6 for \$19
 _____ 12" Record Case at \$3.50 ea.; 3 for \$10; 6 for \$19

ADD 75c PER ORDER FOR SHIPPING AND HANDLING.
 Check color choice for back of case (sides in black only):

- Midnight Blue Red Saddle Tan
 Pine Green Orange Yellow
 Grey Spice Brown Black

Name _____

Address _____

PE. 47

City _____ State _____ Zip Code _____

PAYMENT MUST BE ENCLOSED WITH ORDER

tion), a new Edition of *How To Listen To the World* (HTL) by O. Lund Johansen is now available which contains several dozen superb articles on the various aspects of SWL'ing. The price of the 1967 HTL Edition is \$3.50.

The invaluable WRTH is again 304 pages in length, but contains considerably more information than was published in the 1966 Edition. The price is still \$4.95 postpaid. Both of these books can be obtained from Gilfer Associates, P. O. Box 239, Park Ridge, N.J. 07656.

CURRENT STATION REPORTS

The following is a resume of current reports. At time of compilation all reports are as accurate as possible, but stations may change frequency and/or schedule with little or no advance notice. All times shown are Greenwich Mean Time (GMT) and the 24-hour system is used. Reports should be sent to SHORT-WAVE LISTENING, P. O. Box 333, Cherry Hill, N.J. 08034, in time to reach your Short-Wave Editor by the fifth of each month; be sure to include your WPE identification, and the make and model number of your receiver. We regret that we are unable to use all the reports received each month, due to space limitations, but we are grateful to everyone who contributes to this column.

Angola—A new Portuguese-speaking station on 7300 kHz is believed to be one of the *R. Commercial do Angola* stations; s/on is at 0600 with trumpets and drums. The anthem "A Portuguesa," then pop music and commercials; news is given at 0630 and 0700.

Bermuda—DX'ers needing this country should try for ZFBL, Hamilton, a 24-hour medium-wave station operating on 960 kHz.

Brazil—*R. Sirena*, Leopoldina, has been tuned on 2410 kHz from 0035 in Portuguese with Latin American pop tunes. Seldom logged *R. Alvorada*, Londrina, was heard on 3345 kHz from 0000 with ID and light music. Try for these low frequency stations around dusk; they fade in the early evening hours. Station ZYU61, *R. Guaiaba*, Porto Alegre, is usually heard well around 2200 on 11.785 kHz. According to a verification letter, *R. Cairari*, Porto Velho, Rondonia, operates on 4955 kHz, 250 watts, from 1000 to 0330; reports go to Pe. Vitor Hugo at C. P. 104, Porto Velho.

British Honduras—*R. Belize* is scheduled at 1200-0400 on 834 kHz (20 kW) and 3300 kHz (5 kW), according to their latest QSL. Many monitors have reported that reception on both channels is equally good.

Cameroon—*R. Yaounde*, 4972 kHz, has been observed with an Eng. xmsn at 0530-0600.

Canary Islands—*R. Nacional Espana*, Tenerife, is on a new frequency of 15,380 kHz; it was logged at 2000 s/on in Portuguese and from before 0325 to 0400 s/off with music and Spanish.

Capo Verde Islands—Station CRAAC, *R. Barlavento*, has been heard on 3910 kHz with a fair-to-good signal from 2330 to 0000 s/off. They sign off with a gong and "A Portuguesa." Reports go to C. P. 29, San Vicente.

Costa Rica—*R. Relej*, 6210 kHz, San Jose, is heard

SHORT-WAVE ABBREVIATIONS

anmt—Announcement	N.A.—North America
Eng.—English	OSL—Verification
ID—Identification	R.—Radio
IS—Interval signal	s/off—Sign-off
kHz—Kilohertz	s/on—Sign-on
kW—Kilowatts	xmsn—Transmission

well at 0100-0130, 0330-0400, and 0500-0530 in Spanish with American pop music; a program at 0400 and 0600 entitled "CR en el corazon de los Ticos," with greetings to relatives, is intended for reception in Western U. S. (on Sundays only). Station TIQ, *R. Casino*, Puerto Limon, is heard well some nights from 0430 to 0540 on 5954 kHz with a program consisting of U. S. and Caribbean pop music, annms in Eng., and many soft drink commercials; the broadcast is called the "Atlantic Coast broadcast" and is apparently beamed to Americans living in the Canal Zone.

Ecuador—Station HCAU2, *R. Atalaya*, Guayaquil, is still using its old 4601-kHz channel rather than the listed one, 4790 kHz; it is noted regularly around 0100, with an extended schedule on weekends. Another station which does not use its listed frequency of 4765 kHz is HCAK2, *Radiodifusion del Ecuador*, Guayaquil, which was noted at 0210 with a sports review on 4652 kHz. Station HCJE, Quito, now uses 15,235 kHz for its 1800-1855 broadcast to Scandinavia in French, dual to 17,890 kHz. A new station is *R. Jesus del Gran Poder*, Iglesia de San Francisco, Quito, audible from about 0030 to s/off at 0210-0240 with mostly religious programs on 5070 kHz; do not confuse this one with *R. Sutatenza*, Bogota, Colombia, on 5075 kHz, or *R. Catolica*, Quito, on 5062 kHz, both of which are on the air at the same time.

Ethiopia—Station ETLF, *R. Voice of the Gospel*, Addis Ababa, has been logged on three new channels: 7292 kHz, around 0430 with exotic music; 15,120 kHz, with fair signal at 1900-1945; and 15,315 kHz, with a news summary in Eng. at 1359.

Germany (East)—The current schedule for *R. Berlin International* to N. A. is 0100-0130 and 0230-0300 on 9675 and 9730 kHz (East Coast), and 0345-0415 and 0445-0515 on 9650 and 11,700 kHz (West Coast).

Gilbert & Ellice Islands—*R. Tarawa*, VTW2, is now scheduled on 4912.5 kHz in Eng. from Sunday to Thursday at 1845-2000 and in local dialects on Mondays, Wednesdays, and Fridays at 0430-0600 and on Sundays at 0430-0630. The power is 2000 watts with primary coverage intended only for the islands.

Greenland—*Gronlands Radio*, Godthab, has been heard in Texas on 5980 kHz at 2200-2235 in (probably) Greenlandic, at 2235-2240 with IS composed of six notes on a celeste, then a religious program until fade-out around 2330.

Guatemala—Station TGBA, *R. Maya de Barillas*, Santa Cruz de Barillas, 2360 kHz, was noted at 0505 with "march" music; they s/off with the "Lord's Prayer" at 0520. Station TGSH, *R. Sorti*, Solola, 3380 kHz, is readable from 0100 to 0200 s/off with letters from listeners and music on weekdays, and marimba music on Sundays; at s/off time, the theme from "Bonanza" is played.

Haiti—Station 4VB, *La Voix de la Revolution Duvalieriste*, Port-au-Prince, is strong on 5905 kHz



John McVillie is a newsreader and announcer in the External Services of the BBC, in London, England.

from 2350 to 0405 in French with band, classical and pop music, and time checks. Station 4VEB, *R. Caraibes*, Port-au-Prince, has been noted off-frequency recently; it was tuned on 6007 kHz at 0338 in French with poor modulation. Station 4VM, *Radiodifusion Haitienne*, Port-au-Prince, 4940 kHz, is good at times when the Dominican Republic station on the same channel is off the air; it can be heard after 0100 but fades before 0200, features music periods, and uses only 360 watts.

Italy—The three national programs from Rome are scheduled as follows: first program at 0530-1300 and 1400-2230 (Sundays and holidays at 0530-2230) on 6060 and 9515 kHz; second program at 0530-1120 and 1200-2145 (Sundays and holidays at 0530-1130, 1200-1300, and 1330-2145) on 7175 kHz; third program daily at 1730-2330 on 3995 kHz. "Nocturne," eight hours of music and short news bulletins, is aired daily at 2145-0525 from Rome on

Sonar SENTRY VHF MONITOR RECEIVERS

\$39⁹⁵

With Battery, Earphone, & Carrying strap less Crystals \$5.00 ea.

LISTEN TO: POLICE, FIRE, AIRCRAFT & WEATHER REPORTS!

for Industrial, Commercial, Utility & Govt. Use

2 CHANNELS • BROADCAST BAND • CRYSTAL CONTROLLED

Designed and engineered for simplicity of operation, compact enough to fit a shirt pocket yet powerful enough to deliver a clear clean signal—it's dependable • Operates on two crystal controlled VHF channels plus broadcast band • Completely solid state for long life use • Visible battery indicator to show battery condition at all times • Built in antenna • 5 1/2" H x 2 1/2" W x 1 3/8" D. Wt. 11 oz.

Model

FR-103 150-175 MHz	FR-106 25-E0 MHz	AR-107 Aircraft 108-136 MHz
------------------------------	----------------------------	--

SONAR RADIO CORP., 73 Wortman Ave., E. Ely, N.Y. 1207

Please send information on VHF Monitor Receivers. Dep't. 535

Name _____

Address _____

City _____ State _____

CIRCLE NO. 30 ON READER SERVICE PAGE

845 kHz, Milan I on 899 kHz, and Caltanissetta (Sicily) on 6060 and 9515 kHz. The 845-kHz channel is often heard in N. A.

Kenya—Voice of Kenya, Nairobi, 4885 kHz, was noted with a fair-to-good signal from 1930 to 2005 s/off in Eng.; there was a newscast during the last five minutes.

Korea (North)—R. *Pyongyang* is audible at times on 6295 kHz in an Asiatic language with Far East music; the signal peaks around 2330 and there is considerable polar flutter and some frequency drift.

Kuwait—R. *Kuwait*, 4967.5 kHz, is good at 2038 with Arabic singing and/or chanting. News in Arabic is given after 12 chimes at 2100 and s/off occurs seven minutes later.

Malgache—R. *Universite* in Tananarive is on the air at 0315-0430 and from 1530 to approximately 1905 on 3370 kHz (Sundays at 1200-1400 on 6070 and 7880 kHz, at 1700-1915 on 3370 kHz). Programs consist mainly of university lectures and classical music.

Martinique—Fort-de-France, 5995 kHz, has pop records from 2230 to an abrupt closing at 2300 (Saturdays to 0000, closing with a complete ID and anthem).

Mexico—Station XEJG, the Jalisco state station in Guadalajara, is good to excellent on the West Coast (despite its low power around 0400) with classical music and infrequent amts. On 4820 kHz, it blocks HRVC (Honduras) most of the time.

Nigeria—The External Service from Lagos to N.A. is heard at 2058-2203 on 9690 kHz with news and music. Look for the National Service on 4990 kHz from 2115 to 2145 with a religious program; this service is aired at 1600-2230 (Saturdays to 2300). The Commercial Service from Ibadan has Eng. and vernaculars from 0545 on 6050 kHz; news at 0600.

South Africa—R. *RSA*, Johannesburg, is still moving; at press time it is back on 11.900 kHz to N.A. at 0000-0400. Other xmsns noted: on 7210 kHz at 2100 in Eng.; on 9570 kHz at 0510 to Transvaal and Zululand; on 15.215 kHz at 2240 in Eng. to Europe and on 15.285 kHz at 2155/close.

Sudan—R. *Omdurman* broadcasts Arabic at 0400-0800, 1200-1300, and 1400-2100 (Fridays at 0400-0900) on 9508 and 4944 kHz, using two 20-kW transmitters. They also list a daily program to Europe on the same frequencies (no language specified) at 1340-1400.

DX PROVINCES AWARDS PRESENTED

To be eligible for one of the DX Provinces Awards designed for WPE Monitor Certificate holders, you must have verified stations (any frequency or service) in 6, 8, 10, or 12 Canadian provinces. (For these awards, the Yukon Territory and the Northwest Territories are considered as provinces.) The following DX'ers have qualified for and received awards in the categories indicated.

TWELVE PROVINCES VERIFIED

Ed Fellows (WPE7BLN), Seattle, Wash.
Charles McGeorge (WPE6FTX), Fontana, Calif.
Robert Ramlow (WPE9FTQ), West Allis, Wis.
James Young (WPE6ENA), Wrightwood, Calif.

TEN PROVINCES VERIFIED

Reg Firth (WPE2GFO), Amsterdam, N. Y.
Joe Stauhs (WPE2SW), Belleville, N. J.
Mike Tilbrook (WPE3FTZ), Pittsburgh, Pa.
Cliff Cardwell (WPE5LU), Dallas, Texas
Robert Crowell (WPE4HKO), Fort Walton Beach, Fla.
Lavoyd Kuney (WPE8AD), Detroit, Mich.
Phil Berkeley (WPE1ENY), Swampscott, Mass.

EIGHT PROVINCES VERIFIED

David Kaplan (WPE1F1J), Hartford, Conn.
Billy Williams, Jr. (WPE4EAX), Jacksonville, Fla.
Robert French (WPE8FGH), Bellaire, Ohio
Gary Ligon (WPE4JAX), Spindale, N. C.
Richard Hansen (WPE6FJO), Santa Clara, Calif.
Barry Weisman (WPE1GRQ), Newton, Mass.
Ron Hopkins (VE7PE7P), Trail, British Columbia, Canada
R. H. Lauzon (WPE2MWS), Pittsford, N. Y.
Stanley Head, Jr. (WPE8YC), Whitehall, Ohio

SIX PROVINCES VERIFIED

Kenneth Snyder (WPE3GUD), Penn Run, Pa.
Samuel Gold (WPE6DXA), San Francisco, Calif.
Eugene Bond, Jr. (WPE2JHW), Moorestown, N. J.
Leo May (WPE7CEU), Corvallis, Ore.
Steve Passner (WPE2NSC), Glen Ridge, N. J.
John Osborne (VE3PE2HA), Toronto, Ontario, Canada
W. E. Raczko (WPE8JBT), Toledo, Ohio
Marion Lienthal (VE3PE2DO), Waterloo, Ontario, Canada
Carl Durnavich (WPE9IFO), Riverdale, Ill.
Richard Pistek (WPE9HOA), Chicago, Ill.

James Peshock (WPE5DQD), Richardson, Texas
Charles Laddish (VE7PE1BA), Vancouver, British Columbia, Canada
John Cate (WPE1GGO), Dover, N. H.
William Campbell (WPE2JHA), Canandaigua, N. Y.
Vincent De Meis (WPE3FEE), Philadelphia, Pa.
Ronald Dohmen (WPE0EGH), New Prague, Minn.
Ray Drozs (WPE9EYU), Chicago, Ill.
Suraphorn Eamegdool (WPE2MTA), Passaic, N. J.
Geoff Fleck (WPE2OQB), Mt. Kisco, N. Y.
Angel Garcia (WPE2LXA), New York, N. Y.
Donald Hughes (WPE6GBB), San Francisco, Calif.
James Meinken (WPE9HDM), Skokie, Ill.
Alden Phaneuf (WPE2JPX), Champlain, N. Y.
Ronald Sibbitt (VE3PE2HB), Cooksville, Ontario, Canada
John Thompson (WPE9HMG), Wilmette, Ill.
Foster Cooperstein (WPE1GCF), New Bedford, Mass.
David Brown (WPE6ENI), Woodland Hills, Calif.
Barry Campbell (VE3PE2IV), Belleville, Ontario, Canada
Paul Emch (WPE6GBG), Trabuco Canyon, Calif.
Percy Kesteven (VE6PE7F), Edmonton, Alberta, Canada
Ron Miller (WPE9HCG), Peoria, Ill.
Walter Miscichowski (WPE2BEH), Buffalo, N. Y.
Roy Moore (WPE4FWH), Hazard, Ky.
James Pogue (WPE9HLJ), Farmland, Ind.
Richard Spritz (WPE3GGE), Elkins Park, Pa.
Richard Sears (WPE1FNM), Cambridge, Mass.
Henry O'Meara (WPE2OCG), Brockport, N. Y.
Arman Dolikian (WPE8IIQ), Detroit, Mich.
John Sheatsley (WPE8JDC), Toledo, Ohio
Tom Taggart (WPE8IHL), Lakewood, Ohio
Arno Feltner (WPE5CN), New Braunfels, Texas
Gerry Cohen (WPE1FNT), West Hartford, Conn.
Phil Raczka (WPE8IRL), Cleveland, Ohio
David Lalor (WPE5EIQ), Corpus Christi, Texas
Mike Thompson (VE7PE1BE), Vancouver, British Columbia, Canada
Leo Stowell (WPE9HTU), East Chicago, Ind.

SHORT-WAVE CONTRIBUTORS

Stan Mayo (WPE1GMF), Portland, Maine
 Ron Boisvert (WPE1GTB), Manchester, N. H.
 William Graham (WPE2LMU), Binghamton, N. Y.
 Kenneth Coyne (WPE2LSI), Long Beach, N. Y.
 Robert Kaplan (WPE2MJK), Bronx, N. Y.
 Bernard Greene (WPE2MNY), Brooklyn, N. Y.
 Richard Kline (WPE2MUY), Englewood, N. J.
 Thomas Reilly (WPE2OMG), Binghamton, N. Y.
 Pete Macinta (WPE2ORB), Kearny, N. J.
 Rick Charnes (WPE2PBV), Cherry Hill, N. J.
 Bob Eckel (WPE2PHE), Metuchen, N. J.
 Wayne Blair (WPE3FAZ), Altoona, Pa.
 Michael King (WPE3GPI), Rockville, Md.
 Bob Huber (WPE3GUN), Wilmington, Del.
 Robert Wilkner (WPE4ACP), Pompano Beach, Fla.
 John Cobb (WPE4AJ), Cartersville, Ga.
 Grady Ferguson (WPE4BC), Charlotte, N. C.
 Dan Henderson (WPE4GW), Laurel, Md.
 John Ethridge (WPE4IHC), Martin, Tenn.
 David Meisel (WPE4IRS), Charlottesville, Va.
 James Smith (WPE4JZ), Cynthiana, Ky.
 David Tinis (WPE4JAR), Miami, Fla.
 James Helmke (WPE5DCV), San Antonio, Texas
 Stewart Mac Kenzie (WPE6AA), Huntington Beach, Calif.
 Lawrence Confer (WPE6BLX), Warner Robins, Ga.
 Trev Clegg (WPE6FAF), Fresno, Calif.
 Harold Chavis (WPE6GOL), Monterey, Calif.
 Juris Burkevics (WPE7CL), Fircrest, Wash.
 Jim Pruitt (WPE7FFK), Orofino, Idaho
 Robert French (WPE8FGH), Bellaire, Ohio
 Richard Riedel (WPE9GT), South Bend, Ind.
 Bill Vogt (WPE9IND), Tinley Park, Ill.
 A. R. Niblack (WPE9KM), Vincennes, Ind.
 Allen Windhorn (WPE9EPJ), St. Peter, Minn.
 Jack Perolo (PY2PE1C), Milwaukee, Wis.
 Ron Duncan (VE3PE2GX), Willowdale, Ont., Canada
 Edward Kusalik (VE3PE2KF), Northwood, Ont., Canada
 David Alpert, Morton Grove, Ill.
 Jonathan Dandridge, Dorchester, Mass.
 Glenn Hauser, Albuquerque, N. M.
 Robert Hill, Riverdale, Md.
 Scott Meador, Waco, Texas
 James Peavey, APO, San Francisco, Calif. (Korea)
 James Riviello, Cherry Hill, N. J.
 William Tucker, Mission, Kans.
 R. H. Vander Kraats, Islington, Ont., Canada
 Sweden Calling DX'ers, Stockholm, Sweden

Tanzania—Dar-es-Salaam is now operating on 5055 kHz, where it is heard at 0315-0330 in Arabic.
Tunisia—*Idaat al jumhuriyah al Tunissiyah*, Tunis, 6072.5 kHz, was heard to 2330 s/off, all-Arabic. This one drifts in frequency and may run as high as 6083 kHz.

Turkey—The latest schedule from Ankara reads: 9515 kHz in Turkish at 1530-1815 and 1945-2145; 9745 kHz in Arabic at 1600-1630 and 1830-1930. Rumanian at 1630-1700, Bulgarian at 1700-1730, Serbo-Croate at 1730-1800, and Greek at 1800-1830; 15.160 kHz in Turkish daily at 0420-1300 (on Saturdays to 1200, on Sundays to 1100), in German at 1830-1900, French at 1900-1930, Eng. at 2200-2230; 17.820 kHz in Persian at 1345-1415 and 1530-1600, in Eng. (to S. and S. E. Asia) at 1415-1445 and in Urdu at 1445-1515.

Uganda—Difficult to pick up except when band conditions are just right. Kampala, 4976 kHz, has

DX AWARDS PROGRAM RULES

Here's an easy way to get a copy of the rules and regulations for each of the three phases of the DX Awards Program to date (Countries, States, and Provinces). Just supply a postage stamp or return envelope, and your Short-Wave Editor will send you a leaflet containing the rules for all three phases—plus a copy of the official Countries List for DX Awards. The stamp or envelope, with your request, should go to: DX AWARD RULES, P. O. Box 333, Cherry Hill, N. J. 08034.

April, 1967



ACTUAL SIZE

HOW GOOD IS A TEENY WEENY CARTRIDGE THAT CAN'T EVEN HUMP?

Great! Full stereo separation even at 15,000 cps./4 poles, 4 coils & 3 magnets for better balance & phenomenal frequency response/ Fully shielded/ Lowest 1M distortion (electro-shear suspension)/ Highest output (8 Mv. per channel)/ Lowest tracking for longer record wear. Write for 1967 color brochure.

EMPIRE LIVING CARTRIDGE SERIES FROM \$14.95.
 Empire Scientific Corp., 845 Stewart Ave., Garden City, L.I., New York 11530
CIRCLE NO. 9 ON READER SERVICE PAGE



WE DON'T CLAIM OUR ELECTRONIC IGNITION SYSTEM IS BEST...

OUR CUSTOMERS DO!

WRITE TODAY FOR FREE LITERATURE


JUDSON

RESEARCH AND MFG. CO.
 CONSHOHOCKEN, PA. U.S.A.

CIRCLE NO. 16 ON READER SERVICE PAGE

the only comprehensive guide to consumer electronics servicing!

If you're in consumer electronics servicing, you know that keeping up with this jet-paced field is no push-over. There are manuals to be bought, Journals to be read, Experiments to be tried, Techniques to be learned. Day in, day out. No doubt about it, staying on-the-ball in electronics takes time effort and money. Or at least it used to. Now there's a much easier way.



THE 1967 ELECTRONICS INSTALLATION & SERVICING HANDBOOK

A single, comprehensive guide to every major phase of consumer electronics servicing. Over 132 pages of all the latest electronics information you want and need to know. From TV to CB to PA to AM/FM. From home intercoms to auto stereo tape cartridge units. Eight complete, authoritative chapters in all!

This handy, on-the-bench reference volume will lead you straight to the facts you need, when you need them presented in a crisp, concise manner that's easily understood by the novice, yet thorough enough to answer the professional's most complex question.

Get the Handsome Leatherflex-Covered Edition for \$3 Postpaid!

The 1967 ELECTRONICS INSTALLATION & SERVICING HANDBOOK is also available in a splendid deluxe edition. Rugged Leatherflex cover provides lasting protection yet is softly textured and gold-embossed for the look of elegance. A collector's item—a superb addition to your electronics library. And it's yours, for just \$3 postpaid, when you check the appropriate box on the order form.

Whether you earn your living by servicing . . . supplement your salary by servicing part-time . . . or are an active hobbyist who services just for the fun of it . . . the 1967 ELECTRONICS INSTALLATION & SERVICING HANDBOOK is one "tool of the trade" you can't afford not to have.

Order your copy today! **Only \$1.25**

Ziff-Davis Service Division, Dept. ISH
595 Broadway, New York, N. Y. 10012

- Please send my copy of the 1967 ELECTRONICS INSTALLATION & SERVICING HANDBOOK as checked below: I am enclosing \$1.25 plus 15¢ for shipping and handling for the Regular Edition. (\$1.75 for orders outside U.S.A.)
- I am enclosing \$3.00. Please send me, postpaid, the Leatherflex-covered Deluxe Edition, (\$3.75 for orders outside U.S.A.) (Please allow 3 additional weeks for delivery of the Deluxe Edition.)

name (PLEASE PRINT) PE-47

address

city state zip code

MEDIUM WAVES

Here is a listing by frequency (in kilohertz) of some of the numerous stations currently being heard from Central and South America and the Caribbean area. The column of figures at the right represents the transmitter power (in kilowatts).

540	HJKA	Bogota, Colombia	0700-1000	10
600	HJHJ	Barranquilla, Colombia	0700-0800	25
650	YVQO	Maracaibo, Venezuela	0700-0900	10
655	YSS	San Salvador, E. S.	0100-0200	10
670	YVLL	Maracaibo, Venezuela	0700-0900	10
	HRN	Tegucigalpa, Honduras	0900-1000	10
675	YND	Managua, Nicaragua	0300-0400	15
750		Point Galena, Jamaica	0450-0500	5
780	YVOD	San Cristobal, Venezuela	0800-1000	10
		R. Barbadoes	0930-1000	10
820	HJED	Cali, Colombia	0800-1000	50
840		Unidentified Brazilian	0500-0600	
	THKL	Guatemala City, Guatemala	0500-0600	5
	HJBI	Santa Maria, Colombia	0600-0700	10
850	YVMV	Managua, Nicaragua	0700-1000	10
870		R. Crystal Guayaquil, Ecuador	0700-0800	5
880	THJ	Guatemala City, Guatemala	0600-0700	10
890	HJCE	Bogota, Colombia	0600-1100	10
	HJPJ	Santa Domingo, D. R.	0800-0900	1
900	TICS	San Jose, Costa Rica	0500-0600	6
1120	YVMF	Maracaibo, Venezuela	1800-2000	10
1165		R. Americas, Swan Island	all night	50

been logged at 2055 with native music, at 2100-2105 with Eng. news, and to 2200 (Saturday) with soft African music. (One of our veteran monitors has been trying for years to log this station, and your Short-Wave Editor has not been lucky enough to do so as yet either.)

Windward Islands—Windward Islands Broadcasting Service, St. Georges, is now on 11,920 kHz, where it is heard at times from 2040 to 0215/close, and again around 0335 with recordings, request numbers, and news of the islands. The 5010-kHz channel to Caribbean areas can be heard from 2200 to 2245 s/off.

Clandestine—R. *Euzkadi* has been heard in Basque and Spanish to 2312 s/off on 11,280 kHz (varying to 11,248 kHz) and on 13,301 kHz (varying to 13,280 kHz).

—50—

AMATEUR RADIO

(Continued from page 80)

NEWS AND VIEWS

Dan F. Littell, WA9RTU, 5201 W. Fairmount Ave., Milwaukee, Wis., celebrated getting his General ticket by telling us about his successes as a Novice. Using a home-brew, 30-watt transmitter feeding a 40-meter dipole antenna and a Heathkit HR-10 receiver, Dan knocked off 31 states, Ontario, and Puerto Rico. Now, with the new license and a Heathkit "Cheyenne" transmitter, he offers to schedule anyone needing a Wisconsin contact—QSL card guaranteed . . . While we are in Wisconsin, **Jim Jindrick, WA9QYC**, trustee for the William Horlick High School Radio Club, would like to hear from W8's, 9's, and 0's interested in organizing a high school-teen age net. His address is: 801 Florence Ave., Racine, Wis. 53402 . . . **Ron White, WN4CGT**, 4868 Aster Drive, Nashville, Tenn., works 80 and 40 meters, although he apparently prefers 80 much of the time. Ron has three antennas—two 40-meter dipoles and an 80-meter dipole, two transmitters—a Heathkit DX-100 and a home-brew 10-watter, and a Hallicrafters SX-96 receiver. After three months, he has had 126 con-

tacts in 21 states and Canada, with 52 of them confirmed.

Anthony J. Czaja, WA9RYB, 313 East 119th St., Chicago, Ill., also celebrated the arrival of his big "hunting" license by submitting his "News and Views," not that he did so bad with his Novice license. His Heathkit DX-40 transmitter, teamed up with an end-fed wire and a Hammarlund HQ-110 receiver, eked out a Hawaiian contact on 40 meters and quite a few states on 80, 40, and 15 meters; but he really started to go places after he built a 2-element, 15-meter beam. Forty countries in all continents and 46 states in eight months is the latest WN9RYB record. . . . **Joseph Rock, WN3GLP**, Box 162, Knoxville, Md., works the three lower Novice bands. He feeds a 15'-high, 40-meter dipole from a Knight-Kit T-50 transmitter, and he receives on a Hallcrafters SX-99. With this gear, it took Joe seven weeks to work 31 states and four countries, including Australia. Contact WN3GLP if you need a Maryland QSL card or want to qualify for a Rag-Chewers' Certificate.

Greg Vatt, WA0NOS, 1527 30th Ave., Greeley, Colo., started his Novice career with a Heathkit "Apache" transmitter throttled down to 75 watts. A Hammarlund HQ-110-AC-VHF receiver, and a Hy-Gain 14-AVQ vertical antenna completed the station. Now, however, a Swan 350 transceiver talks up to 400 watts to drive a Hy-Gain 18-AVQ vertical antenna on all amateur bands from 80 through 10 meters. Five more states will complete Greg's Worked All States effort.

Mike Forsyth, WB6SAJ, 789 Colusa Ave., El Cerrito, Calif., likes to work on the bands where antennas are short. Using a Knight-Kit T-60 transmitter to excite a 4-element beam, he has worked 16 states, Venezuela, and the Bahama Islands on 6 meters. He receives on a Heathkit "Mohican," AMECO 6-meter converter combination. And although Mike didn't say what he used up there, he is looking for 420-MHz skeds. . . . **Gary Tremblay, 4566 Deal Drive, Long Beach, Calif.**, was **WN6NYM** when he wrote but is probably signing **WB6NYM** now, as he was waiting for his Technician test to arrive. Gary started on 80- and 40-meter CW, but he didn't care much for the interference; so he migrated to 2 meters and the wide-open spaces. He uses either an AMECO TX-62 or a Heathkit "Twoer" to excite a 2-meter ground-plane antenna. He receives on a Gonset GR-212 receiver in combination with a home-built converter.

Edward A. Prazmo, WA8SML, 20019 Anglin, Detroit, Mich., reports that the interference in the Novice band drove him to get his General Class license as quickly as he could. But during the "trip," his Hallcrafters S-120 receiver and Heathkit DX-60 transmitter worked 32 states and six countries. Now, as a General, his total is 45 states and 25 countries. Ed rates 4U1ITU at the International Telecommunications Union headquarters, Geneva, Switzerland, as his best DX. A 40' vertical and an inverted V handle the outside work at **WA8SML**. . . . Starting with a roar, **Herman Cone, III, WN4DBB**, 1811 Dalton Rd., Greensboro, N.C., worked 19 states in 13 days. Now he has 40 states and 12 countries worked. A Heathkit DX-60A transmitter driving a Hy-Gain 18-HT vertical antenna and a Heathkit SB-300 receiver do the work on the lower frequencies, and a Heathkit "Twoer" and a home-built, indoor halo antenna serve for 2-meter local work. Also on the operating desk are a Hallcrafters "Sky Buddy" receiver and a Heathkit HD-10 electronic keyer.

Remember that the first step towards having your "News and Views" or photo appear on these pages is for you to write that letter and send that picture you have been planning to send for so long. Please keep your club bulletins coming, and let us know as far in advance as possible about any new amateur code or theory classes. The address is: Herb S. Brier, W9EGQ, Amateur Radio Editor, POPULAR ELECTRONICS, P. O. Box 678, Gary, Indiana 46401.

73, Herb, W9EGQ

now...a dozen tools for dozens of jobs in a hip pocket set!



Really compact, this new nut driver/screwdriver set features 12 interchangeable blades and an amber plastic (UL) handle. All are contained in a slim, trim, see-thru No. 99PS-50 plastic case which easily fits hip pocket. Bracc. flat base permits case to be used as a pencil stand. Ideal for assembly and service work.

7 NUTDRIVERS:

3/16", 7/32", 1/4", 9/32", 5/16", 11/32", 3/8" hex openings



2 SLOTTED SCREWDRIVERS:

3/16" and 9/32" tips

2 PHILLIPS SCREWDRIVERS:

#1 and #2 sizes




EXTENSION BLADE:

Adds 4" reach to driving blades

HANDLE:

Shockproof, breakproof. Exclusive positive locking device holds blades firmly for turning, permits easy removal



WRITE FOR CATALOG 162

XCELITE

XCELITE INC. • 20 BANK ST., ORCHARD PARK, N. Y.

Send Catalog 162 with information on 99PS-50

name _____

address _____

city _____

state & zone _____

CIRCLE NO. 36 ON READER SERVICE PAGE

BACK ISSUES AVAILABLE

Use this coupon to order back issues of POPULAR ELECTRONICS

We have a limited supply of back issues that can be ordered on a first-come, first-served basis. Just fill in the coupon below, enclose your remittance in the amount of 65¢ for each copy ordered.

ZIFF-DAVIS SERVICE DIVISION
Dept. BCPE, 589 Broadway
New York, New York 10012

Please send the following back issues of POPULAR ELECTRONICS. I am enclosing _____ to cover cost of the magazine, shipping and handling.

Month Year

Month Year

Month Year

Name

Address

City

State Zip Code

Payment must be enclosed with order

BIOLOGICAL RADIO—ESP

(Continued from page 58)

outside world are only the very beginning of such communication. As an example of the possibilities, Puharich described techniques developed in his laboratories that permit the totally deaf to hear some sounds. Beaming super-high-frequency radio signals in the 2-gigahertz range, Intelectron scientists made all 32 subjects in their test hear what amounts to a radar beam. Deaf persons heard not only tones and music, but speech as well, although it was physically impossible for them to receive normal sounds (all had total loss of hearing—the cochleas had been totally destroyed).

Puharich also claimed that the sensation of color had been communicated to subjects purely by radio frequency signals! Experiments in mental telepathy have also been conducted by Intelectron with positive results, even though the subjects were placed in chambers screened from radio frequency signals. Communication over distances of 200 miles has been reported.

Fact or Fantasy? Military interest in mental telepathy is understandable. Thought control could be a powerful offensive weapon—far simpler than forcing an enemy to surrender under an aerial bombing or other physical attacks. If the secret of the relationship between ESP and radio signals can be uncovered, powerful transmitters tuned to the “built-in receivers” of the human brain could bombard victims with orders to surrender.

Although few people are talking about it, the world's two greatest powers are diligently investigating the scientific basis for mental telepathy. Many scientists are lukewarm to the idea of ESP, or the Russian “Biological Radio,” and some privately discredit it, but other scientists subscribe to theories that read like science fiction. Scientists in the United States laboratories, either too embarrassed to admit that they are researching the mind-reading bit, or cagier than the Russians, have less to say. But, to reuse the old cliché, where there's smoke, there must be fire.

—50—

AM/FM VHF RECEIVERS

**POLICE • FIRE • AIRCRAFT
AMATEUR • GENERAL COVERAGE**

The new 364B is a completely self contained highly sensitive receiver offering the user continuous AM/FM coverage from 26 to 54 and 88 to 174 MC in eight bands. Features: superhet circuitry, full vision calibrated dial with vernier drive, speaker, power transformer, ready to use for 110/120 V AC.



364B
\$5495

348A Transistorized tuneable converter for use with car, home or portable radio. Ranges: 30-50, 115-130, 150-162 MC. Bat. incl. Same but crystal controlled for 12 V car use. (345A) \$29.95. Economy tuneable model (315T) same ranges \$18.95



348A
\$34.95



361C AUDIO EQUALIZER
\$4995

Variable equalizer necessary for professional quality recording or playback. Ideal for use between mixer and tape recorder or tape to tape, etc. Write for details or send \$2.00 for LP demonstration record. Covers tape and disc recording techniques. Refunded with purchase.

Order direct or write for information

KUHN ELECTRONICS

20 GLENWOOD CINCINNATI 17, OHIO

CIRCLE NO. 17 ON READER SERVICE PAGE

ELECTRONICS MARKET PLACE

COMMERCIAL RATE: For firms or individuals offering commercial products or services. \$1.00 per word (including name and address). Minimum order \$10.00. Payment must accompany copy except when ads are placed by accredited advertising agencies. Frequency discount: 5% for 6 months; 10% for 12 months paid in advance.

READER RATE: For individuals with a personal item to buy or sell. 60¢ per word (including name and address). No Minimum! Payment must accompany copy.

GENERAL INFORMATION: First word in all ads set in bold caps at no extra charge. Additional words may be set in bold caps at 10¢ extra per word. All copy subject to publisher's approval. Closing Date: 1st of the 2nd preceding month (for example, March issue closes January 1st). Send order and remittance to: Hal Cymes, POPULAR ELECTRONICS, One Park Avenue, New York, New York 10016.

FOR SALE

FREE! Giant bargain catalog on transistors, diodes, rectifiers, SCR's, zeners, parts. Poly Paks, P.O. Box 942, Lynnfield, Mass. 01940.

GOVERNMENT Surplus Receivers, Transmitters, Snooper-scopes, Radios, Parts, Picture Catalog 25¢. Meshna, Nahant, Mass. 01908.

CANADIANS—GIANT Surplus Bargain Packed Catalogs. Electronics, Hi-Fi, Shortwave, Amateur, Citizens Radio. Rush \$1.00 (Refunded). ETCO, Dept. Z., Box 741, Montreal, CANADA.

WEBBER LAB'S Police—Fire Transistorized Converter kit 30-50mc. & 100-200mc. (1 mc. spread) \$5.00 each. 26-200mc. on broadcast band using any type radio, crystal controlled \$23.00 wired pp. tunable—crystal controlled \$11.00 kit. 72 Cottage Street, Lynn, Mass. 01905.

JAPAN & Hong Kong Electronics Directory. Products, components, supplies. 50 firms—just \$1.00. Ippano Kaisha Ltd., Box 6266, Spokane, Washington 99207.

CANADIANS, TRANSISTORS AND PARTS. Free catalogue contains reference data on 300 transistors. J. & J. Electronics, Dept. PE, Box 1437, Winnipeg, Manitoba.

INVESTIGATORS, FREE BROCHURE, LATEST SUBMINIATURE ELECTRONIC SURVEILLANCE EQUIPMENT, ACE ELECTRONICS, 11500-L NW 7TH AVE., MIAMI, FLA. 33168.

CB-WPE-QSL CARDS. Same High Quality, Beautiful, Glossy multi-color cards. New **LOW PRICES. 26 SAMPLES, 25¢.** Dick, W8VXK, 19QA0625, Gladwin, Mich. 48624.

R.F. CONVERTERS. World's largest selection. Also CCTV cameras, etc. Lowest factory prices. Catalog 10¢. Vanguard 196-23 Jamaica Ave., Hollis, N.Y. 11423.

ELECTRONIC "CRACKAJACKS," relays, transistors, photocells, etc. Guaranteed prizes. \$1.00 ppd. **DART ELECTRONICS, Box 214, Jericho, N.Y. 11753.**

RECTIFIERS, transistors, other components. Catalog free. Electronic Components Co., Box 2902C, Baton Rouge, La. 70821.

TELEPHONE VOICE SWITCH: (LS-500). ACTUATES AUTOMATICALLY AND UNATTENDED ANY TAPE OR WIRE RECORDER. PICTORIAL INSTALLATION INSTRUCTIONS INCLUDED. \$23.75. POST PAID USA, WJS ELECTRONICS, 737 NORTH SEWARD, HOLLYWOOD, CALIF. 90038.

INVESTIGATORS: KEEP IN STEP WITH ADVANCEMENTS IN THE ART OF ELECTRONICS FOR THE PROFESSIONAL. SEND \$1.00 FOR EQUIPMENT BROCHURE. WJS ELECTRONICS, 737 NORTH SEWARD, HOLLYWOOD, CALIF. 90038.

BUG DETECTOR: WILL DETECT AND LOCATE SURREPTITIOUS TRANSMITTING DEVICES IN CONFERENCE ROOMS, HOME AND OFFICES, ETC. WRITE FOR DETAILS. WJS ELECTRONICS, 737 NORTH SEWARD, HOLLYWOOD, CALIF. 90038.

TRANSISTORIZED Products Importers catalog. \$1.00. Intercontinental, CPO 1717, Tokyo, Japan.

DYNAMITES LISTENING DEVICES. Silently jams all Mikes, Plans \$8.50. **MORE Construction Plans: Telephone Equipment: \$40 Answering Machine, \$15 Bell System Speaker-phone, \$10 Legal Telephone Connector. NEW: Telephone Scrambler, Call Limiter, Laser Communication System, \$25 Automatic Dialer, Central Dial System. TELEVISION: \$50 Camera, 3DTV Converter, \$35 All Electronic Color Converter, Video Recorder, Hobbyist: Ultrasonic Dishwasher, Transistorized Teletype, Morse Code Copier, \$75 Electron Microscope, Electronic Tranquilizer, Private Eye Tail Transmitter, Police Radar Detector plus legal jammer. Plans \$4.95, each. Telephone Engineering Course \$39.50. **NEW SUPER HOBBY CATALOG 25¢.** Don Britton Enterprises, 7906 Santa Monica Blvd., Hollywood, Calif. 90046.**

RADIO - T.V. Tubes—33¢ each. Send for free catalog. Cornell, 4213 University, San Diego, Calif. 92105.

CIRCUIT Boards, Parts for "Poptronics" projects. Free catalog. DEMCO, Box 16297, San Antonio, Texas 78216.

ROCKETS: Ideal for miniature transmitter tests. New illustrated catalog, 25¢. Single and multistage kits, cones, engines, launchers, trackers, rocket aerial cameras, technical information. Fast service. Estes Industries, Penrose 18, Colorado 81240.

LOWEST Prices Electronic Parts. Confidential Catalog Free. KNAPP, 3174 8th Ave. S.W., Largo, Fla. 33540.

SURVEILLANCE EQUIPMENT—NEW HIGH PERFORMANCE SUBMINIATURE MODELS. ELECTRONIC COUNTERMEASURE DEVICES TO PROTECT PRIVACY. FREE DATA: SECURITY ELECTRONICS-PE, 15 EAST 43RD STREET, NEW YORK, N.Y. 10017.

CB-QSL CARDS. New Designs, Record Books, Blabbermouth Awards, Gag Signs, Warning Decals, Novelties. Free Brochure. **WOODY, 8474 Watson, St. Louis, Mo. 63119.**

CRYSTALS . . . largest selection in United States at lowest prices. 48 hr. delivery. Thousands of frequencies in stock. Types include HC6/U, HC18/U, FT-241, FT-243, FT-171, etc. Send 10¢ for catalog with oscillator circuits. Refunded on first order. Jan Crystals, 2400F Crystal Dr., Fort Myers, Fla. 33901.

DETECTIVES! Free Brochures! Electronic Surveillance Devices. SILMAR ELECTRONICS, 3476 N.W. 7th Street, Miami, Fla. 33125.

FREE ELECTRONICS (new and surplus) parts catalog. We repair multimeters. Bigelow Electronics, Bluffton, Ohio 45817.

NEW supersensitive transistor instrument detects buried gold, silver, coins. Kits, assembled models. \$19.95 up. Free catalog. Relco-A33, Box 10563, Houston, Texas 77018.

CONVERT any television to sensitive, big-screen oscilloscope. Only minor changes required. No electronic experience necessary. Illustrated plans, \$2.00. Relco-A33, Box 10563, Houston, Texas 77018.

ELECTRONIC Ignition Kits, Components, Free Diagrams. Anderson Engineering, Epsom, New Hampshire 03239.

COMPONENTS? Kits? Hardware? For catalogue write Trans-Vu-Pacs, Box 267, Chelsea, Mass. 02150.

DIAGRAMS—Radios \$1.00, Television \$2.50. Give make and model. Diagram Service, Box 1151PE, Manchester, Conn. 06042.

MUSIC LOVERS, CONTINUOUS, UNINTERRUPTED BACKGROUND MUSIC FROM YOUR FM RADIO, USING NEW INEXPENSIVE ADAPTOR. FREE LITERATURE. ELECTRONICS, 11500-Z NW 7th AVE., MIAMI, FLORIDA 33168.

QUALITY PRINTED CIRCUIT boards AND artwork. SEMI-CONDUCTOR curve tracer and wideband EXPERIMENTERS preamplifier. Construction plans and kits. CATALOG—25¢. Universal Development Company, Box 26, Dept. 1017, Oak Creek, Wisconsin 53154.

UNIQUE relay to build variety of remote controls, model railroads, liquid level control, weather detector, burglar alarm, games, trick circuits. 20 design ideas included free. \$3.95 prepaid. Dept. A, Alco, Lawrence, Mass. 01800.

GREAT BUYS Electronic Catalog 10¢. Relays, latching, sensitive, mercury, miniature, rotary switches, silicon rectifiers 750 PIV-750 MA 35¢, FERTIK'S, 5249 "D", Philadelphia, Pa. 19120.

RF TOROID CORES—Wide Selection—Catalog. **SPLendiferous Two-Core EXPERIMENTER'S KIT:** \$1.50. **FERRITE BEADS**— One Dozen, Instructions: \$2.00. Packing and Postage: 25¢. **AMI-TRON**, 12033 Otsego, North Hollywood, California 91607.

HOBBYISTS, EXPERIMENTERS, Amateur Scientists, Students . . . Construction Plans—All complete including drawings, schematics, parts lists, prices, parts sources . . . **Laser**—Build your own coherent-light optical laser. Operates in the pulsed mode, the visible light range—\$6.00 . . . **Diode Laser**—Invisible Light (infrared) can be continuously modulated—\$3.00 . . . **Reverberator (Echo) Unit**—Build your own. Use with your automobile radio, home radio or hifi, electric guitar, etc.—\$3.00 . . . **Radar**—Build your own ultrasonic doppler radar. Detect motion of people, automobiles, even falling rain drops. Transistorized, uses standard small 9-volt battery—\$4.00 . . . **Long-Range "Sound Telescope"**—This amazing device can enable you to hear conversations, birds and animals, other sounds hundreds of feet away. Very directional. Transistorized. Uses 9 V battery—\$3.00 . . . Or send 25¢ coin or stamps for complete catalogue . . . **Technical Writers Group**, Box 5501, State College Station, Raleigh, N.C. 27607.

40 METER CELLULOID Plug-ins—75¢. Catalog. Laboratories, 12041-L Sheridan, Garden Grove, Calif. 92640.

INTEGRATED CIRCUIT Experiment kit, \$6.95. Others. Catalogue 10¢. Kaye, Box 3932, Long Beach, California 90803.

50 MOST USEFUL Electronics Formulas, Simplified, Many Examples \$1.00. Wintronics, Box 331, York, Penna. 17404. **TerrIFIC:** Run neon bulbs, etc.: 9v. into 90vdc. with miniature, efficient transistorized converter. Plans 50¢. IFIC, 33 Auburn-Suite 7, Framingham, Mass. 01701.

JAPANESE DIRECTORY 200 firms \$1.00. **SURVEILLANCE EQUIPMENT**, wireless **SNOOPERMIKE** \$25.00, **SUBMINIMIKE** 3/8x3/8x3/16 \$4.00, Brochure 25¢. **SIERRA-TRONICS**, Box 7497, Las Vegas, Nevada 89101.

DISCHARGE IGNITION, PHOTOFLASH parts, kits. Free catalogs. **TRANSFIRE**, Carlisle, Massachusetts.

MESHNA'S Transistorized Converter Kit \$5.00. Two models: converts car radio to receive 30-50mhz or 100-200mhz (one mhz tuning) Meshna, No. Reading, Mass. 01864.

ELECTRONIC SURVEILLANCE DEVICES, detectives, hobbyist. **SNOOPER FM** wireless microphone \$44.50. **TAIL-ABEEP**, bumper beeper \$99.50. **TELEGAB** phone transmitter \$49.50. Other guaranteed high quality items in our catalog. Fudalla Associates, 1134 Avenue Road, Toronto 12, Ontario, Canada.

PLANS AND KITS

ALLWAVE RADIO KIT. Tube, transistor included \$5.00. Headset \$2.50. Ekeradio, Box 131, Temple City, Calif. 91780.

INSTRUMENT to measure high voltages up to 50 KV can be built for \$3. Plans and instructions \$2. Redmond, 42 Dean Close, Portshade, Sussex, England.

SUPER SNOOPER, Printed circuit kit \$5.95. Others. Lectronix, Box 42, Madison Heights, Mich. 48071.

HOBBY ELECTRONICS Projects— Plans, kits. P.C. Boards. Send for free list. Montronics, P.O. Box 2056, Montclair, Calif. 91763.

GIANT TESLA COIL—FORTY-INCH SPARKS! Complete plans \$5.00. Details, color photo 50¢ (deductible). Huntington Electronics, Inc., Box 9 Huntington Station, Shelton, Conn. 06484.

HIGH FIDELITY

FREE! Send for money saving stereo catalog #P4E and lowest quotations on your individual component, tape recorder, or system requirements. Electronic Values, Inc., 200 W. 20th St., New York, N.Y. 10011.

CLASSIFIED ADVERTISING ORDER FORM

Please refer to heading on first page of this section for complete data concerning terms, frequency discounts, closing dates, etc.

1	2	3	4	5
6	7	8	9	10
11	12	13	14	15
16	17	18	19	20
21	22	23	24	25
26	27	28	29	30
31	32	33	34	35

_____ Words { @ 60¢ (Reader Rate) } = \$ _____
 { @ \$1.00 (Commercial Rate) }

Insert _____ time(s) Total Enclosed \$ _____

NAME _____

ADDRESS _____

CITY _____ STATE _____ ZIP _____

Signature _____

WORD COUNT: Include name and address. Name of city (Des Moines) or of state (New York) counts as one word each. Zone or Zip Code numbers not counted. (Publisher reserves right to omit Zip Code if space does not permit.) Count each abbreviation, initial, single figure or group of figures or letters as a word. Symbols such as 35mm, COD, PO, AC, etc., count as one word. Hyphenated words count as two words. PE-467

HI-FI Components, Tape Recorders, at guaranteed "We Will Not Be Undersold" prices. 15-day money-back guarantee. Two-year warranty. No Catalog. Quotations Free. Hi-Fidelity Center, 239 (P) East 149th Street, New York 10451.

"LOW, Low quotes: all components and recorders. Hi-Fi, Roslyn 9, Penna. 19001.

WANTED

CASH Paid! Unused tubes, electronic equipment. Barry, 512 Broadway, N.Y.C. 10012.

QUICKSILVER, Platinum, Silver, Gold. Ores Analyzed. Free Circular. Mercury Terminal, Norwood, Mass. 02062.

MILITARY SURPLUS EQUIPMENT NEEDED: ARC-34, ARC-38, ARC-44, ARC-52, ARC-54, ARC-55, ARC-66, ARC-73, ARC-84, ALSO ARN-14C, ARN-54, ARN-59. COLLINS 51X-2, 51V-3, 51Y-3, 51R-3, 17L-4, 17L-7, 618S-1, 18S-4. BENDIX TA-21, RA-21. APR-14, PRC-25, RT-66 THRU RT-70/GRC. APN-22, APN-117, APN-133. TEST SETS WANT WITH ARM, UPM, URM, USM, SG PREFIXES. TOP CASH DOLLAR PAID IMMEDIATELY. SLEP ELECTRONICS CO., DRAWER 178-PE; ELLENTON, FLORIDA 33532, PHONE (813) 722-1843.

TUBES

TUBE Headquarters of World! Send 10¢ for Catalog (tubes, electronic equipment) Barry, 512 Broadway, N.Y.C. 10012.

TUBES "Oldies", latest. Lists free. Steinmetz, 7519 Maplewood, Hammond, Indiana 46324.

FREE Catalog. Electronic parts, tubes. Wholesale. Thousands of items. Unbeatable prices. Arcturus Electronics ZD, 502-22 St., Union City, N.J. 07087.

RADIO & T.V. Tubes—33¢ each. Send for free list. Cornell, 4213 University, San Diego, Calif. 92105.

RECEIVING & INDUSTRIAL TUBES, TRANSISTORS. All Brands—Biggest Discounts. Technicians, Hobbyists, Experimenters—Request FREE Giant Catalog and SAVE! ZALYTRON, 469 Jericho Turnpike, Mineola, N.Y. 11501.

EQUIPMENT

FREE ELECTRONICS catalog. Tremendous bargains. Send postcard. Electrolabs, Department C-676D, Hewlett, New York 11557.

TAPE AND RECORDERS

BEFORE Renting Stereo Tapes try us. Postpaid both ways—no deposit—immediate delivery. Quality—Dependability—Service—Satisfaction—prevail here. If you've been dissatisfied in the past, your initial order will prove this is no idle boast. Free Catalog. Gold Coast Tape Library, Box 2262, Palm Village Station, Hialeah, Fla. 33012.

RENT 4-TRACK STEREO TAPES—Dependable service our keynote—ALL MAJOR LABELS—FREE CATALOG (48 States)—TRIMOR Company, P.O. Box 748, Flushing, N.Y. 11352.

STEREO TAPES. Save up to 60% (no membership fees, postpaid anywhere U.S.A.). Free 60 page catalog. We discount batteries, recorders, tape accessories. Beware of slogans "not undersold," as the discount information you supply our competitor is usually reported to the factory. SAXITONE, 1776 Columbia Road, Washington, D.C. 20009.

AUTOMATIC telephone connection for Concord and other transistorized recorders. SURVEILLANCE and Privacy Protection Devices. Free Data: Security Electronics-PER, 15 East 43rd Street, New York, N.Y. 10017.

TAPE RECORDERS, Hi-Fi, components, Sleep Learning Equipment, tapes. Unusual Values Free Catalog. Dressner, 1523R, Jericho Turnpike, New Hyde Park, N. Y. 11040.

TAPE transport. NAB recording studio quality. Build yourself for amazingly low cost. Detailed plans \$5.00. Free particulars. Pepke Laboratories, 309-B West 19th Street, New York, N.Y. 10011.

TAPE RECORDER SALE. Brand new, latest models, \$10.00 above cost. Arkay Sales, 1028-C Commonwealth Ave., Boston, Mass. 02215.

RENT Stereo Tapes—over 2,500 different—all major labels—free brochure. Stereo—Parti, 1616-PE Terrace Way, Santa Rosa, California 95404.

RENT CAR TAPES by mail. 4 Track and STEREO-8 cartridges. All brands. Free information. Autotapes, Box 19086-D, Indianapolis, Ind. 46219.

HI-FI Components. Tape Recorders, at guaranteed "We Will Not Be Undersold" prices. 15-day money-back guarantee. Two-year warranty. No Catalog. Quotations Free. Hi-Fidelity Center, 239 (PT) East 149th Street, New York 10451.

REPAIRS AND SERVICES

TV Tuners rebuilt and aligned per manufacturers specification. Only \$9.50. Any make UHF or VHF. We ship COD. Ninety day written guarantee. Ship complete with tubes or write for free mailing kit and dealer brochure. JW Electronics, Box 51C, Bloomington, Indiana.

PERSONALS

INVESTIGATORS. FREE BROCHURE. LATEST SUBMINIATURE ELECTRONIC SURVEILLANCE EQUIPMENT. ACE ELECTRONICS, 11500-K NW 7th AVE., MIAMI, FLA. 33168.

BORROW \$1,205 AIRMAIL! Repay \$47 for 36 months. State licensed. Postal Finance, Dept. 84-A, 200 Keeline Building, Omaha, Nebraska 68102.

BILL PROBLEMS? Poor credit no trouble. Not a loan company. Send for free application. Automatic Acceptance, 318PE Broadway Blvd., Reno, Nevada or 307PE Pocasset Ave., Providence, R.I.

INSTRUCTION

LEARN While Asleep, hypnotize with your recorder, phonograph. Astonishing details, sensational catalog free! Sleep-Learning Association, Box 24-ZD, Olympia, Wash. 98501.

LEARN ELECTRONIC ORGAN SERVICING at home all makes including transistors. Experimental kit—troubleshooting. Accredited NHSC. Free Booklet. NILES BRYANT SCHOOL, 3631 Stockton, Dept. A, Sacramento 20, Calif. 95820.

FCC License in 6 weeks. First Class Radio telephone. Results Guaranteed. Elkins Radio School, 2603B Inwood, Dallas, Texas 75235.

REI First Class Radio Telephone License in (5) weeks Guaranteed. Tuition \$295.00. Job placement free. Radio Engineering Institute, 1336 Main Street, Sarasota, Fla. 33577.

HIGH SCHOOL DIPLOMA at home. Qualified instructors. Send age, highest grade completed, for free details. No salesman. SOUTHERN STATES ACADEMY, Professional Bldg., Dept. 5, Decatur, Ga. 30030.

ASSOCIATE Degree in Electronics Engineering earned through combination correspondence-classroom educational program. Free brochure. Grantham Technical Institute, 1505 N. Western Ave., Hollywood, Calif. 90027.

HIGHLY—effective home study review for FCC commercial phone exams. Free literature! Cook's School of Electronics, P.O. Box 10634, Jackson, Miss. 39209.

FIX ANY TELEVISION RECEIVER. Become expert repairman on Black/White, Color sets. "Work bench" method used by thousands of "pros". Write specifying black/white, color. National Technical Research Labs, 6440 S. Western Avenue, Whittier, Calif.

INVENTIONS WANTED

INVENTIONS wanted. Patented; unpatented. Global Marketing Service, 2420-P 77th, Oakland, Calif. 94605.

INVENTIONS—IDEAS developed: **CASH/ROYALTY SALES**. Member: United States Chamber of Commerce. Raymond Lee, 130-GR West 42nd, New York City 10036.

PATENT SEARCHES \$6.00! FREE "INVENTION RECORD"/Information. Miss Hayward, 1029HR Vermont, District of Columbia 20005.

INVENTORS! Sell your invention for cash or royalties! Our client manufacturers eagerly seek new items. Patented. Unpatented. Financial assistance if needed. 25 years proven performances. For free information, write Dept. 20, Gilbert Adams, Invention Broker, 80 Wall St., New York, N.Y. 10005.

INVENTORS! Don't sell your invention, patented or unpatented, until you receive our offer. Eagle Development Company, Dept. P, 79 Wall Street, N.Y. 10005.

PATENT Searches including Maximum speed, full airmail report and closest patent copies, \$6.00. Quality searches expertly administered. Complete secrecy guaranteed. Free Invention Protection forms and "Patent Information." Write Dept. 9, Washington Patent Office Search Bureau, 711 14th Street, N.W., Washington, D.C. 20005.

INVENTORS. We will develop, help sell your idea or invention, patented or unpatented. Our national manufacturer clients are urgently seeking new items for outright cash sale or royalties. Financial assistance available. 10 years proven performances. For free information, write Dept. 41, Wall Street Invention Brokerage, 79 Wall Street, New York, N.Y. 10005.

INVENTORS! Outright cash sale or royalties for your inventions. Patented. Unpatented. Active demand from our client manufacturers. Financial assistance available. Write Dept. 35, United States Invention Brokerage, 78 Wall Street, New York, N.Y. 10005.

INVENTION BUSINESS. Will buy for cash 50 or 100% of invention brokerage, financing or engineering consulting company. Reply: Box 116, **POPULAR ELECTRONICS**, One Park Avenue, N.Y., N.Y. 10016.

INVENTORS Needing Help with any problem, financial, development, securing manufacturer, obtaining patent. Write the organization that delivers action and results—not promises. Pioneer Invention Service, Dept. 79, 150 Broadway, New York, N.Y. 10038.

GOVERNMENT SURPLUS

JEEPS Typically From \$53.90 . . . Trucks From \$78.40 . . . Boats, Typewriters, Airplanes, Electronics Equipment, Photographic Equipment, used. 100,000 Bargains Direct From Government. Complete Sales Directory and Surplus Catalog \$1.00 (Deductible First \$10.00 Order). Surplus Service, Box 820-J, Holland, Mich. 49424.

MAGAZINES

"**JAPANESE** Electronics Industry." Monthly Magazine. Sample \$1.00. Subscription \$10.00. "Oriental Electronics Directory." 200 Firms. \$2.00, Dee, Box 211, Beverly Hills, Calif. 90213.

AUTHORS' SERVICES

AUTHORS! Learn how to have your book published, promoted, distributed. FREE booklet "ZD," Vantage, 120 West 31 St., New York 10001.

SONGWRITERS WANTED! Send song material for recording consideration. Tin Pan Alley, 1650 Broadway, New York 10019.

BOOKS

CANADIANS—Fabulous Electronic Book Catalog—listing over 500 Titles—Free. Books, Box 796, Dept. A, Montreal 3.

FREE CATALOG. Adult Books. **POSTAL PE**, 2217 Lackland, St. Louis, Missouri 63114.

FREE Book. Prophet Elijah Coming Before Christ. Wonderful Bible Evidence. **PE** Megiddo Mission, Rochester, New York 14619.

FREE catalog 950 aviation/electronic/space books, Aero Publishers, 329PE Aviation Road, Fallbrook, California 92028.

SHORTWAVE LISTENING

SWL PROGRAM GUIDE, listings by the hour, \$2.00. **ALL BOOKS** for **SWL**, Antennas, SWL Guide, 218 Gifford, Syracuse, N.Y. 13202.

MOBILE SW LISTENING with transistorized converter for your car radio. 10 push-button controlled bands. Easy installation. Richard Hochleitner Export-Import, 814 E. Tioga, Allentown, Penna. 18103.

PRINTING

EMBOSS business cards, \$2.99—1,000, free samples. Gables—405T Clifton, Glenshaw, Pa. 15116.

MUSIC

POEMS wanted for new songs. **Nashville Music Institute**, Box 532-E, Nashville, Tennessee, 37202.

HYPNOTISM

FREE Hypnotism, Self-Hypnosis, Sleep Learning Catalog! Drawer H400, Ruidoso, New Mexico 88345.

SELF-HYPNOTAPES. Send for **FREE** brochure, "WHAT'S IT ALL ABOUT." **PERSONALIZED TAPES**, Box 190PE, Quincy, Massachusetts 02169.

"**FEMALE HYPNOTISM**" Exposed, explained! "Secret Method"—they never know! \$2. rushed. Guaranteed! Isabella Hall, Silver Springs, Florida 32688.

HYPNOTIZE FEMALES! — Unnoticed! Instantly! Nerves! Exciting! Send \$2.25. Research Enterprises, 29-SN21 Samoset, Woburn, Mass.

FREE TRIAL!! Sensational self-hypnosis record kit improves memory, concentration, personality. Results guaranteed! Forum, 333-AA4, Michigan, Chicago 60601.

FEMALE HYPNOTISM! Easily! Instantly! Secret Nerve Centers! \$2.20. Brugenheimer Publishers, Box 158-E30, Lexington, Mass.

RUBBER STAMPS

RUBBER Address Stamp \$1.50. Signature \$2.88. Free catalog. Jackson Products, 1433 Winnemac, Chicago, Ill. 60640.

COINS

SILVER DOLLARS, Uncirculated Rolls of Twenty, \$39.50 Each. Circulated Rolls \$31.50 Each. Bill's Coins, 3166-z 16th Street, San Francisco, Calif. 94103.

PHOTOGRAPHY—FILM, EQUIPMENT, SERVICES

MEDICAL Film—Adults Only—"Childbirth"—1 reel 8mm \$7.50—16mm \$14.95. International-E, Greenvale, L.I., New York 71548.

SCIENCE Bargains—Request Free Giant Catalog "CJ"—148 pages—Astronomical Telescopes, Microscopes, Lenses, Binoculars, Kits, Parts. War surplus bargains. Edmund Scientific Co., Barrington, New Jersey 08007.

EDUCATIONAL OPPORTUNITIES

WANTED! TV—Radiomen to learn aircraft electronics servicing. Numerous job openings everywhere. Write: Academy Avionics, Reno/Stead Airport, Reno, Nevada 89506.

CORRESPONDENCE COURSES—B.Sc., Engineering, Electronics. Catalog \$1. Canadian Institute of Science & Technology, 263H Adelaide St., W., Toronto.

LEARN WHILE ASLEEP. Miraculously build Mind Power, achieve Self-Confidence, improve Health, gain Success. Method 92% effective. Details free. ASR Foundation. Box 7021 Henry Clay Sta., Lexington, Kentucky 40502.

BUSINESS OPPORTUNITIES

INVESTIGATE Accidents—Earn \$750 to \$1,400 monthly. Men urgently needed. Car furnished. Business expenses paid. No selling. No college education necessary. Pick own job location. Investigate full time. Or earn \$6.44 hour spare time. Write for Free literature. No obligation. Universal. CZ-4. 6801 Hillcrest, Dallas, Texas 75205.

ELECTROPLATING Equipment and supplies. All types for home workshops and industrial. Send \$1.00 (refundable) for equipment guide formulas, operating data, catalog. HBS Equipment Division 90, 3543 East 16th, Los Angeles, California 90023.

RAISE RABBITS for us on \$500 month plan. Free details. White's Rabbitry, Mt. Vernon, Ohio 43050.

VENDING Machines—No Selling. Operate a route of coin machines and earn amazing profits. 32-page catalog free. Parkway Machine Corporation, 715PE Ensor Street, Baltimore, Md. 21202.

FREE CATALOGS. Repair air conditioning, refrigeration. Tools, supplies, full instructions. Doolco, 2016 Canton, Dallas, Texas 75201.

I MADE \$40,000.00 Year by Mailorder! Helped others make money! Start with \$10.00—Free Proof. Torrey, Box 318-N, Ypsilanti, Michigan 48197.

FREE Book "990 Successful, little-known Businesses." Work home. Plymouth 145A, Brooklyn, N.Y. 11218.

PIANO TUNING learned quickly at home. Tremendous field! Musical knowledge unnecessary. GI Approved. Information free. Empire School of Piano Tuning, Box 327, Shenandoah Station, Miami, Florida 33145.

\$200.00 DAILY in Your Mailbox! Your Opportunity to do What Mailorder Experts do. Free Details. Associates, Box 136-J, Holland, Michigan 49423.

AMAZING profits from mailorder. Details. Evergreen, Box 522, Osseo, Minnesota 55369.

HELP WANTED—Freelance photographers urgently needed. Make extra money. Write Williams, Box 74607-PE, Hollywood 90004.

LEARN TECHNICAL WRITING—at home. High paying prestige careers not requiring college. Growing demand, all industries for tech writers now. Low monthly tuition. Easy to understand. **FREE** career book, sample lesson.

APPROVED FOR VETERANS. American Technical Writing Schools, Dept. PEC-47, 5512 Hollywood Blvd., Hollywood, Calif. 90028.

April, 1967

DON'T BUY TUBES!!

RADIO or T.V.-XMITTING or SPECIAL-PURPOSE TYPES UNTIL YOU GET OUR PRICE LIST GUARANTEED TO BE THE LOWEST PRICES IN THE U.S.A. OVER 5000 TYPES—ALL 100% GUARANTEED BRAND NEW "WE'RE NEVER UNDERSOLD"

SEND POST CARD FOR T.V. OR SPECIAL PURPOSE PRICE LIST

**ESTABLISHED 1920
UNITED RADIO CO.
56 FERRY ST., P.O. BOX 1000
NEWARK, N.J. 07101**

REAL ESTATE

FREE!!! New **SUMMER** catalog! Compare exciting real estate ownership opportunities coast to coast! Hundreds of farms, ranches, homes, businesses, vacation, retirement and waterfront properties described and **PICTURED!** Specify type property and location preferred. Zip code, please. **UNITED FARM AGENCY**, 612-EP West 47th St., Kansas City, Mo. 64112 PLaza 3-4212.

CANADIAN VACATION LANDS: Full price \$385.00. 40 acres, \$10 month. Suitable cottage sites, hunting, fishing, investment. Free information, Land Corporation, 3768-P, Bathurst, Downsview, Ontario, Canada.

SUMMER CAMPS

LEARN ELECTRONICS AT CAMP SKYCREST, Honesdale, Pa. 90 Boys, 6-16. Build radios, electronic gear, and qualify for ham licenses. Also learn auto repair, chemistry, biology, photography, woodwork or metalwork. All sports; karting. Heated pool. Dr. F. E. Brown, 17 Doney Drive, Glen Cove, New York 11542. Telephone 516-676-2190.

STAMPS

SPACEOPHOBIA? Monaco Nudes plus 100 different 10¢ with approvals. BKJ, Astor, Boston, Mass. 02123.

FREE Wonderful New United States Catalog! Postage and Airmails Complete. 786 Illustrations. Special offers, Bargains Galore—Everything! Send Today. H. E. Harris, Dept. FC-1, Boston, Mass. 02117.

EMPLOYMENT INFORMATION

FOREIGN and **USA** job opportunities available now. Construction, all trades. Earnings to \$2,000.00 monthly. Paid overtime, travel, bonuses. Write; Universal Employment, Woodbridge, Connecticut 06525.

FOREIGN EMPLOYMENT. Construction, other work projects. Good paying overseas jobs with extras, travel expenses. Write only: Foreign Service Bureau, Dept. D, Bradenton Beach, Florida 33510.

MOVIE FILMS

SUPER 8 . . . REGULAR 8mm—YOUR ACTION SPORT IN SPECTACULAR COLOR! WRITE FOR CATALOG. SPORT-LITE FILMS-PE, 20 North Wacker Drive, Chicago, Illinois 60606.

MISCELLANEOUS

WINEMAKERS: Free illustrated catalog of yeasts, equipment. Semplex, Box 7208, Minneapolis, Minn. 55412.

YOUR OPINIONS EARN \$10 HOUR. Written in your Spare Time from home about free products and publications. Need no skill, nothing to buy or sell. Details from Research ZD-2, Box 669, Mineola, NY 11501.

YOUR Ideas may be worth a Million Dollars, but . . . if they stay in your head they're not worth a nickel! Now through membership in the International Club, Inc. you can sell your ideas and get maximum cash rewards. Legally protected, your ideas are consistently exposed to interested parties. Send only \$1.00 today for big illustrated book "Millions For Your Ideas", showing how you can profit by membership in one of the nation's most dynamic organizations. International Idea Club, Inc., Dept. PE-4, 135 Columbus Avenue., Boston, Mass. 02116.

EMPLOYMENT Resumes. Get a better job & earn more! Send only \$2.00 for expert, complete Resume Writing Instructions. J. Ross, 80-34 Kent St., Jamaica, N.Y. 11432. Dept. PE.

POLICE AUTO ALARM PROTECTS YOUR CAR AGAINST THEFT & TAMPERING! Instant installation! Insurance Co. approved & recommended. Ten Year Guarantee! Free decal. Only \$9.95 postpaid. J. Ross, 80-34 Kent St., Jamaica, N.Y. 11432. Dept. PE

REMAILING: Lebanon, Holy Land, Koweit; \$1.00 Airmail. Box 5569 **BEIRUT.**

BEERS, PEACH BRANDY, WINES—Strongest Formulas, \$2.25. (complete brew supplies hydrometers catalog 10¢) —Research Enterprises, 29-D Samoset, Woburn, Mass.

STAMMER — Stutter — No More. (Dr. Young.) Write: Gaucho, Box 9309-E8, Chicago 90.

LEMURIAN VIEWPOINT—Thought-provoking discussions of Universal Truth, man's purpose on earth, reincarnation, and subjects from Lemurian Philosophy. Send for **FREE** copy. Lemurian Fellowship, Dept. 656, Ramona, California 92065.

MAIL ORDER OPPORTUNITIES WAITING FOR YOU!

Classified Advertisers find more outlets for their product and service advertising in Ziff-Davis Electronics Publications than in any other media.

Whether in a monthly publication: **POPULAR ELECTRONICS, ELECTRONICS WORLD, HiFi/STEREO REVIEW** . . . or in an annual: **COMMUNICATIONS HANDBOOK, ELECTRONIC EXPERIMENTER'S HANDBOOKS, ELECTRONICS INSTALLATION AND SERVICING HANDBOOK, or TAPE RECORDER ANNUAL**—Classified Advertising is responded to regularly by an affluent audience of active electronics enthusiasts.

Prove to yourself the effectiveness of Classified Advertising in Ziff-Davis Electronics Publications. Write today for information, assistance or sample copies to:

Hal Cymes, Classified Advertising Manager
Ziff-Davis Publishing Company
One Park Avenue, New York, N. Y. 10016

POPULAR ELECTRONICS APRIL 1967 ADVERTISERS INDEX

READER SERVICE NO.	ADVERTISER	PAGE NO.
	ATV Research	102
	American Institute of Engineering & Technology	102
2	Argos Products Company	105
3	B & K	27
4	Burstein-Applebee Co	113
	Caig Laboratories	112
	Capitol Radio Engineering Institute, The	38, 39, 40, 41
5	Cleveland Institute of Electronics	9
	Cleveland Institute of Electronics	64, 65, 66, 67
	Conar	113
38	Concord Electronics Corp	34
6	Delta Products, Inc	12
	DeVry Technical Institute	5
7	E.C.I. Electronics Communications Inc	29
8	EICO Electronic Instrument Co., Inc	17
	Edmund Scientific Co	112
11	Electro-Voice, Inc	FOURTH COVER
9	Empire Scientific Corp	117
10	Garrard	8
12	Hallcrafters	18
13	Heath Company	31, 32, 33
37	Hy-Gain Electronics Corporation	19, 20, 21, 22
14	International Crystal Mfg. Co., Inc	42
15	Jerrold Distributor Sales Division	35
22	Johnson Company, E.F.	THIRD COVER
16	Judson Research and Mfg. Co	117
1	Knight-Kit Div., Allied Radio	104
17	Kuhn Electronics	120
18	Lafayette Radio Electronics	37
19	Milwaukee School of Engineering	36
20	Mosley Electronics, Inc	6
21	Multi-Elmac Co	103
	National Radio Institute	SECOND COVER, 1, 2, 3
	National Technical Schools	90, 91, 92, 93
	Ollech & Wajs	104
23	Pace Communications Corp	89
24	Pearce-Simpson, Inc	107
25	RCA Electronic Components and Devices	13
26	RCA Electronic Components and Devices	25
	RCA Institutes, Inc	108, 109, 110, 111
27	Ray-Tel	11
28	Regency Electronics, Inc	7
29	Sams & Co., Inc., Howard W	28
30	Sonar Radio Corp	115
31	Sonotone Corporation	10
	Technical Training International	105
32	Texas Crystals	112
33	Tram Electronics, Inc	16
34	Turner Microphone Company, The	14
35	United Audio	30
	United Radio Co	125
	Valparaiso Technical Institute	104
36	Xcelite Inc	119
CLASSIFIED ADVERTISING 121, 122, 123, 124, 125, 126		

If Baron von Richthofen had used a Messenger III

...his Fokker triplane might not have been shot down that April afternoon in 1918.

The Messenger III is an ace, too. It was the first 5-watt, solid-state CB transceiver to get off the ground, and it's still flying high. The Messenger III's compact construction permits installation in anything from a Fokker to a sports car, works well in ordinary cars and trucks as well. The sensitive double conversion receiver pulls in distant signals with great clarity. You can even hail the ground with the built-in PA system.

Twelve channel operation puts you in touch with all of your forces instantly.

Use the Tone Alert selective calling system when you don't want to be bothered by verbal flak. With the rechargeable Power Pack you eliminate the worry of being caught on the ground without communications. At the base, use the accessory AC power supply.

Don't go down in flames on your next CB purchase, take a check ride with the Johnson Messenger III. FCC type accepted, DOT approved. Only \$159.95. Send for details today.



Johnson's Messenger 1, TWO, III, 100 and 300 are FCC type accepted and DOT approved. No other manufacturer gives you this assurance of quality and performance.



E. F. JOHNSON COMPANY

2422 Tenth Ave. S.W., Waseca, Minn. 56093

Providing nearly a half-century of communications leadership

Please send full details on the Messenger III and the other fine Johnson CB products.

Name

Address

City State Zip

CIRCLE NO. 22 ON READER SERVICE PAGE

Unless you pay \$30⁰⁰ or more, you can't buy a microphone as good as the E-V 729...for only \$14⁷⁰*!

The E-V Model 729 ceramic cardioid microphone was designed from the start to outperform microphones selling for over twice as much. We did it by taking full advantage of the most modern design, construction techniques, and materials — and then producing the 729 in large quantities that cut cost without cutting quality. The result is a modestly priced microphone with outstanding performance for voice communications.

The biggest advantage of the 729 is its cardioid pickup pattern. When put to the test of critical VOX operation, you'll quickly note that unnecessary tripping of the control circuit is reduced. In most cases, loudspeaker volume can be substantially increased, as well, making the entire level of your operation much more pleasant and effective.

But more than improving your ease of operation, the 729 cardioid pattern also improves your signal. Voice quality is crisper, since room reflections and reverberation are not picked up from the sides and back of the microphone. If desired, you can work at up to twice the usual distance from the microphone without losing essential audio clarity. This working flexibility simply cannot be matched by an omnidirectional microphone, regardless of price.

And the 729 convenience story doesn't stop there. When you purchase the Model 729 you receive a handsome slip-in desk stand that



makes hand-held operation as easy as picking up the microphone, plus a 3/8"-27 stand adapter should you require it. The 729 shape and size make it comfortable to hold, even for long periods of time. And putting the microphone back in its base is done without groping or fumbling.

If you prefer, the Model 729SR offers an easily operated rocker switch with telephone-type contacts for only \$1.20 extra. An extra set of contacts are provided for controlling a relay with this model.

The ceramic generating element of the 729 offers many advantages at reduced cost. It is impervious to moisture and temperature changes, and it will maintain its high output level without deterioration for years. Every 729 must meet the same rigorous quality standards that have made Electro-Voice the standard in professional sound applications where failure simply cannot be tolerated.

We repeat: you have to pay at least twice as much to find a microphone with most of the advantages of the E-V 729, and up to three times as much to equal its performance. We'll be happy to back up our claims right in your ham shack. For Electro-Voice makes the unequivocal guarantee that you must be satisfied or your money will be refunded. Write for free E-V catalog and list of the E-V distributor nearest you.

*Model 729 amateur net. Model 729SR (illustrated) \$15.90 amateur net.

ELECTRO-VOICE, INC., Dept. 472P, 630 Cecil Street, Buchanan, Michigan 49107

CIRCLE NO. 11 ON READER SERVICE PAGE

ElectroVoice[®]
SETTING NEW STANDARDS IN SOUND