

BUILD FISH TANK THERMOSTAT


POPULAR ELECTRONICS

SEPTEMBER
1966

50
CENTS

**BUILD PHASE INVERTING
HI-FI SPEAKER SYSTEM
• COLORFUL HISTORY OF
COLOR TV • FIRST NO-GUN
WINNERS • BUILD LITTLE
HONKER • PRO'S & CON'S
OF ANTI-SKATING DEVICES**

*Update Your
Phonograph to
Solid State
(page 41)*



sands Who Gained ough NRI

TRAINING KITS XCITING, FAST

s of NRI gradu-
Industrial Elec-
-ision and Radio
-ter futures and
-Training men to
-ctronics has been
-r. NRI pioneered
-ome instruction,
-g equipment fur-
-time-proved way
-train. With NRI
-ter position with
-ve on to greater
-atter how much
-ave,
-plans



Available Under
**NEW
GI BILL**

If you served since January 31, 1955, or are in service, check GI line in postage-free card.

Make \$3 to \$5 An Hour in Spare Time

You don't have to wait until you get an NRI diploma to start earning. As many others have done, you can be making \$3 to \$5 an hour in your spare-time as you train, fixing radios and TV sets for friends and neighbors. You learn how to install, maintain and service stereo hi-fi, radios, TV sets (including color), even how to charge for service and how to set up your own spare-time or full-time business. Many students pay for their NRI training out of spare-time earnings long before they graduate.

Skilled Technicians Are in Demand

There has never been a time when ambitious men with specialized Electronics knowledge were as much in demand as they are today. From television service shops to launching pads, there's a profitable place for *you* as a skilled technician to help service, operate, install and supervise Electronically-controlled equipment. The NRI diploma is respected and recognized in business and industry. It can be *your* key to success in America's "glamor" industry.

Achievement Kit Gets You Started Fast

As soon as you enroll with NRI we deliver to your door everything you need to make a fast start in the Electronics training of your choice. This new Achievement Kit is an unparalleled example of the value of NRI home-study training. No other school has anything like it. Find out about the NRI Achievement Kit, about NRI training equipment, about NRI courses, about opportunities for success in Electronics. Send for the NRI catalog. There's no obligation. No salesman will call. NATIONAL RADIO INSTITUTE, Electronics Division, Washington, D. C. 20016.

MAIL POSTAGE-FREE CARD NOW

PICK YOUR FIELD FROM NRI'S SPECIALIZED INSTRUCTION PLANS

1 TELEVISION-RADIO SERVICING

Complete training from basic fundamentals of electricity to home entertainment equipment. You learn to fix radios, hi-fi and stereo sets, black-and-white and color TV, etc. A profitable field full or part time.

2 INDUSTRIAL-MILITARY ELECTRONICS

From basic principles to computers. Comprehensive training teaches fundamentals, then takes you into such modern-day miracles as servos, telemetry, multiplexing, phase circuitry, others.

3 COMPLETE COMMUNICATIONS*

Teaches you, with actual practice, operation, service and maintenance of AM, FM and TV broadcasting stations. Also covers marine, aviation, mobile radio, facsimile, microwave, radar.

4 FCC LICENSE*

Prepares you for your First Class FCC Radio-telephone License examinations. You begin with a thorough background in fundamental Electronic principles, advance to required subjects covering equipment and procedures.

5 MATH FOR ELECTRONICS

A brief course for engineers, technicians who need a quick review of essential math used in industry, communications, government. Basic arithmetic review, shortcut formulas, modern digital number system, much, much more.

6 BASIC ELECTRONICS

A concise course in Electronic terminology and components. A wealth of useful information to help you better understand the field. For anyone who wants basic understanding of Radio-TV Electronics.

7 ELECTRONICS FOR AUTOMATION

Not for beginners. Offered for men with some knowledge of Electronics who want better understanding of process control, ultrasonics, telemetering, and remote control, electromechanical measurements, other subjects.

8 AVIATION COMMUNICATIONS*

This course prepares you to install, maintain, service aircraft communications equipment. Covers direction finders, ranges, markers, Loran, Shoran, Radar, landing systems. Earn your First Class FCC License with Radar Endorsement.

9 MARINE COMMUNICATIONS*

Covers transmitters, direction finders, depth indicators, radar, sonar, other equipment used on commercial ships and thousands of pleasure boats. Prepares you for a First Class FCC License with Radar Endorsement.

10 MOBILE COMMUNICATIONS*

Learn to install and maintain mobile equipment and associated base stations. Covers transmitters and receivers used by police and fire departments, public utilities, construction projects, taxis, etc. Prepares you for FCC License.

11 ELECTRICAL APPLIANCE REPAIR

Prepares you quickly to repair all types of appliances, including air conditioning, refrigeration, small gasoline engines. An easy, practical course leading to profitable part-time or full-time business of your own.

12 ELECTRONICS FOR PRINTERS

Designed to teach operation and maintenance of Electronic equipment which controls the latest devices developed for the graphic arts industry. From basic principles to computer circuits. Approved by major manufacturers.

*NOTE: You must pass your FCC License exam (any Communications course) or NRI refunds in full the tuition you have paid.



NOW

12 WAYS

**to train at home
with the leader**

MAIL POSTAGE-FREE CARD NOW

FIRST CLASS
PERMIT
NO. 20-R
Washington, D.C.

BUSINESS REPLY MAIL

NO POSTAGE STAMP NECESSARY IF MAILED IN THE UNITED STATES

POSTAGE WILL BE PAID BY

NATIONAL RADIO INSTITUTE

3939 Wisconsin Avenue

Washington, D.C. 20016

Join the Thousands Who Have Achieved Success Through

CUSTOM-DESIGNED COURSES MAKE LEARNING

The success stories of thousands of graduates are proof that Automation, Electronics, Communications, Television mean higher income and bright future success for the ambitious man. You can succeed in the many fields of Electronics through NRI's business for half a century. We use the "learn by doing" method of instruction with carefully developed training materials furnished at no extra cost. It's the only way to get actual experience as you learn. After your training you can move up to a better position with your present employer or make your own success somewhere else. No matter how little education you have, one of NRI's 12 home-study courses can help you.



BUILD COMPUTER CIRCUITS

NRI's Industrial Electronics Course includes 10 training kits. One of many units you build is this analog computer. Use it to solve problems.



BUILD ACTUAL TRANSMITTER

NRI's Communications Course includes 7 training kits. One of many units you build is this actual phone/code transmitter. Can be put on air.



BUILD YOUR OWN CUSTOM TV

NRI's Servicing Course includes 11 training kits. One of many units you build is this TV set. Complete, including picture tube and cabinet.

CHECK AND MAIL THIS POSTAGE-FREE CARD

National Radio Institute, Electronics Div.
Washington, D.C. 20016



1-096

Please send me your catalog. I have checked the field(s) of most interest to me. (No salesman will call.)

- | | |
|--|--|
| <input type="checkbox"/> TV-Radio Servicing | <input type="checkbox"/> Electronics for Automation |
| <input type="checkbox"/> Industrial Electronics | <input type="checkbox"/> Aviation Communications |
| <input type="checkbox"/> Complete Communications | <input type="checkbox"/> Marine Communications |
| <input type="checkbox"/> FCC License | <input type="checkbox"/> Mobile Communications |
| <input type="checkbox"/> Math for Electronics | <input type="checkbox"/> Electrical Appliance Repair |
| <input type="checkbox"/> Basic Electronics | <input type="checkbox"/> Electronics for Printers |

CHECK FOR FACTS ON NEW GI BILL.

Name _____ Age _____

Address _____

City _____ State _____ Zip Code _____

*The Oldest and Largest
School of its Kind
in America*



**WHERE YOU TRAIN IS AS IMPORTANT
AS YOUR DECISION TO TRAIN**

At NRI you are backed by 50 Years of leadership in home-study training for Electronics • Automation • TV • Radio



**J. E. Smith,
Founder—1914.**

Fifty years ago, a school teacher named James E. Smith started giving extra instruction to four of his students in the "mysterious" new field of radio. From that small beginning, National Radio Institute has grown to be America's largest home-study school in the many fields of Electronics. Nearly three-quarters of a million students have enrolled over the years. This vast experience is behind NRI's

meaningful, interesting, easy-to-understand methods of training; methods that make Electronics a practical subject for almost anyone to learn no matter how much or how little formal education he has.

But experience is only the *base* upon which NRI is built. Today there is a staff of more than 150 dedicated people working with you as a "class" of one, keeping training material up-to-the-minute, providing consultation services as you train, advising you about new developments in Electronics, even helping you with job placement when you're ready. Ask men whose judgment you respect about NRI training. And send for the catalog we offer. Read about opportunities in Electronics, about new developments, about NRI itself and the variety of training plans open to you at reasonable cost. Mail the postage-free card today.

JOIN MEN LIKE THESE— TRAIN FOR SUCCESS WITH NRI

"I went into my own business six months after finishing the NRI Radio-TV Servicing Course. It makes my family of six a good living. We repair any TV or Radio. I would not take anything for my training with NRI. It is the finest."

DON HOUSE, Lubbock, Texas



"Many thanks to NRI for the Electronics training I received. I hold a first class FCC License and am employed as a studio and master control engineer/technician with KXJB-TV."

RONALD L. WOOD, Fargo, N.D.

"I am a Senior Engineering Aide at Litton Systems, in charge of checkout of magnetic recording devices for our computers. Without the help of NRI I would probably still be working in a factory at a lower standard of living."

DAVID F. CONRAD, Reseda, Calif.



"NRI training enabled me to land a very good job as Electronic Technician with the Post Office Dept. I also have a very profitable spare-time business fixing Radios and TV."

**NORMAN RALSTON,
Cincinnati, Ohio**

POPULAR ELECTRONICS

WORLD'S LARGEST-SELLING ELECTRONICS MAGAZINE

VOLUME 25

SEPTEMBER, 1966

NUMBER 3

SPECIAL TV FEATURES

- DANIEL M. COSTIGAN **45** **THE COLORFUL HISTORY OF COLOR TV**
It took four decades for color TV to make the scene
- LON CANTOR **48** **WILL CATV REVOLUTIONIZE YOUR VIEWING HABITS?**
Fast-growing public utility promises more channels, better reception

ELECTRONIC CONSTRUCTION PROJECTS

- LOUIS E. GARNER, JR. **41** **UPDATE TO SOLID STATE**
Don't wait for warmup—get instant play all the way
- LYMAN E. GREENLEE **55** **THE LITTLE HONKER**
Small, but a powerhouse of an electronic horn
- DAVID B. WEEMS **69** **LONG-TAILED PHASE INVERTER**
Unusual padding smooths out performance of hi-fi speaker system
- A. E. DONKIN, W2EMF **73** **NEW! STATIC-FREE THERMISTORIZED AQUARIUM HEATER**
Even the fish can't hear it go on

COMMUNICATIONS

- HERB S. BRIER, W9EGQ **79** **AMATEUR RADIO**
Certificate chasing
- ROBERT LEGGE **82** **ENGLISH-LANGUAGE BROADCASTS TO NORTH AMERICA**
- HANK BENNETT, W2PNA **83** **SHORT-WAVE LISTENING**
International DX programs
- MATT P. SPINELLO, KHC2060 **85** **ON THE CITIZENS BAND**
Canadian CB'er takes a stand
- 113** **SHORT-WAVE MONITOR CERTIFICATE APPLICATION**
- 114** **DX COUNTRIES AWARDS PRESENTED**

ELECTRONIC FEATURES AND NEW DEVELOPMENTS

- EDWARD M. LONG **53** **BUILD A HANDFUL OF POWER**
- AL JOHNS **54** **THE CRT SLAVES**
- ROBERT P. BALIN **59** **CUTOFF/SATURATION QUIZ**
- 64** **ZERO-BEATING THE NEWS**
- HANS FANTEL **66** **THE WAR ON SKATING**
Does lone arm skating create distortion? The experts answer
- LOU GARNER **76** **SOLID STATE**
- 81** **JUST WHEN I FORGOT MY (SOLDERING) GUN: SEQUEL 1**
- 84** **U.F.O.'S OR "KUGELBLITZ"**
- 100** **TV COLOR-BAR GENERATORS COMING UP!**

DEPARTMENTS

- 6** **LETTERS FROM OUR READERS**
- 12** **OUT OF TUNE**
- 14** **TIPS & TECHNIQUES**
- 22** **NEW PRODUCTS**
- 28** **ELECTRONICS LIBRARY**
- 30** **NEW LITERATURE**
- 32** **OPERATION ASSIST**



Horn honks, warbles, and shrieks 55



Color TV's first forty years 45

POPULAR ELECTRONICS is indexed
in the Readers' Guide
to Periodical Literature

Copyright © 1966 by ZIFF-DAVIS PUBLISHING COMPANY. All rights reserved.

This month's cover photo by
Bruce Pendleton

POPULAR ELECTRONICS, September 1966, Volume 25, Number 3. Published monthly at 307 North Michigan Avenue, Chicago, Illinois 60601. One year subscription rate for U.S., U.S. Possessions and Canada, \$5.00; all other countries, \$6.00. Second class postage paid at Chicago, Illinois and other mailing offices. Subscription Service: Portland Place, Boulder, Colorado 80302.

ELECTRONICS

WHERE CAN YOU EQUAL THIS OPPORTUNITY

TO EARN A GOOD PAYING JOB IN A FAST GROWING FIELD?

DeVRY'S "BIG 3" AIDS TO PROGRESS ARE DESIGNED TO SPEED YOU QUICKLY TO A REAL FUTURE IN ELECTRONICS

1 EFFECTIVE TRAINING!
Learn AT HOME in spare time, or day or evening in one of our RESIDENT SCHOOLS.

2. INDUSTRY RECOGNITION!
DeVry programs, prepared with industry's help, are "JOB-AIMED."

3. EMPLOYMENT SERVICE!
for ALL graduates through our contacts with many large, respected companies across North America.

ELECTRONICS is one field that spells OPPORTUNITY in big capital letters for many men 18 to 45. This widespread but FAST GROWING field offers trained men some of today's finest, good-paying job opportunities — or a chance to start a profitable servicing shop!

Even if you don't have previous technical experience or an advanced education, DeVry's "BIG 3" aids to progress may very well be YOUR stepping stones to a BETTER FUTURE. You can learn at home in your spare time, while keeping your present job. Or, in a day or evening program in our U.S. or Canadian resident school, you can develop the very skills needed to make wonderful progress. We even work to get resident students part-time jobs to help with tuition or living expenses, if necessary!

Regardless of how you complete your educational program with DeVry, you can count on industry-recognized, effective training aimed directly at providing on-the-job-type "know-how." This is followed by actual EMPLOYMENT SERVICE to help you get started in Electronics. Or, if you are in the field already, remember that a DeVry recommendation has meant plenty of ADDED DOLLARS in income to many who made themselves more valuable to employers.

See for yourself how you, too, may prepare for the INCOME, the PRESTIGE and the FINE FUTURE that goes with the title of ELECTRONICS Technician. Mail the coupon NOW for facts without obligation.

WE PREPARE YOU NOT FOR ONE JOB BUT FOR JOBS IN MANY DIVISIONS OF THE FASCINATING FIELD OF ELECTRONICS



SPACE & MISSILE



TV - RADIO



RADAR



MICROWAVES



AUTOMATION



COMMUNICATIONS



COMPUTERS



BROADCASTING



INDUSTRIAL ELECTRONICS



ELECTRONIC CONTROL

MOVIES, TEXTS AND EQUIPMENT HELP YOU LEARN FASTER



DeVry includes training movies AT HOME, "programmed" texts and many shipments of Electronic parts — to help you learn quickly, remember more.

FREE

Send coupon for these two factual booklets NOW!



MAIL COUPON TODAY!

DeVRY TECHNICAL INSTITUTE

4141 Belmont Avenue, Chicago, Ill. 60641 Dept. PE-9-W

Please give me your two free booklets, "Pocket Guide to Real Earnings," and "Electronics in Space Travel"; also include details on how to prepare for a career in Electronics. I am interested in the following opportunity fields (check one or more):

- | | |
|--|---|
| <input type="checkbox"/> Space & Missile Electronics | <input type="checkbox"/> Communications |
| <input type="checkbox"/> Television and Radio | <input type="checkbox"/> Computers |
| <input type="checkbox"/> Microwaves | <input type="checkbox"/> Broadcasting |
| <input type="checkbox"/> Radar | <input type="checkbox"/> Industrial Electronics |
| <input type="checkbox"/> Automation Electronics | <input type="checkbox"/> Electronic Control |

Name _____ Age _____

Address _____ Apt. _____

City _____ State _____ Zip _____ Code _____

Check here if you are under 16 years of age.

HOME STUDY AND RESIDENT SCHOOL TRAINING AVAILABLE IN CANADA

2101

DeVry Technical Institute

4141 Belmont Avenue
Chicago, Illinois 60641

Accredited Member of National Home Study Council

POPULAR ELECTRONICS

PHILLIP T. HEFFERNAN
Publisher

OLIVER P. FERRELL
Editor

ROBERT CORNELL, WA2HDQ
Managing Editor

JOHN D. DRUMMOND
Technical Editor

WILLIAM GALBREATH
Art Director

MARGARET MAGNA
Associate Editor

ANDRE DUZANT
Technical Illustrator

NINA KALAWSKY
Editorial Assistant

PATTI MORGAN
Editorial Assistant

H. BENNETT, W2PNA
H. S. BRIER, W9EGQ

L. E. GARNER, JR.

M. P. SPINELLO, KMC2060
Contributing Editors

LAWRENCE SPORN
Advertising Sales Manager

ARDYS C. MORAN
Advertising Service Manager

ZIFF-DAVIS PUBLISHING COMPANY

Editorial and Executive Offices
One Park Avenue, New York, New York 10016
212 679-7200

Eastern Advertising Manager, RICHARD J. HALPERN

Midwestern Office
307 North Michigan Avenue, Chicago, Illinois 60601
312 726-0892

Midwestern Advertising Manager, JAMES WEAKLEY

Western Office
9025 Wilshire Boulevard, Beverly Hills, California 90211
213 Crestview 4-0265; Bradshaw 2-1161
Western Advertising Manager, BUD DEAN

Japan: James Yagi
c/o Sekihara
1, Sakamachi, Shinjuku-ku
Tokyo, Japan

Circulation Office
Portland Place
Boulder, Colorado 80302

William B. Ziff, Chairman of the Board (1946-1953)
William Ziff, President

W. Bradford Briggs, Executive Vice President
Hershel B. Sarbin, Vice President and General Manager

Philip Sine, Financial Vice President

Walter S. Mills, Jr., Vice President, Circulation

Stanley R. Greenfield, Vice President, Marketing

Phillip T. Heffernan, Vice President

Frank Pomerantz, Vice President, Creative Services

Arthur W. Butzow, Vice President, Production

Edward D. Muhlfield, Vice President

Ziff-Davis also publishes Skiing, Flying, Business & Commercial-Aviation, Boating, Car and Driver, Popular Photography, HiFi/Stereo Review, Electronics World, Modern Bride, Skiing Trade News, and Skiing Area News.

All subscription correspondence should be addressed to POPULAR ELECTRONICS, Circulation Department, Portland Place, Boulder, Colorado 80302. Please allow at least six weeks for change of address. Include your old address, as well as new—enclosing if possible an address label from a recent issue.

EDITORIAL CONTRIBUTIONS must be accompanied by return postage and will be handled with reasonable care; however, publisher assumes no responsibility for return or safety of art work, photographs or manuscripts.



Member Audit Bureau
of Circulations



Good starting point for any performance worth recording . . .

Sonotone full fidelity microphones

Wondering why your "live" home recorded tapes sound dead, lack professional quality? Stop wondering.

That accommodation mike given with your tape recorder just isn't in the same league with your recorder's pick-up capabilities.

Want results you'll be proud of? Plug a full fidelity Sonotone microphone into your tape recorder. The improvement will delight you! Because Sonotone microphones capture all the richness and vibrancy of live sound to take full advantage of your tape recorder's output capabilities.

For fine dynamic, as well as ceramic microphones . . . ask for a Sonotone microphone at your hi-fi dealer. Or write to

SONOTONE
audio products



SONOTONE CORPORATION, ELMSFORD, N.Y. 10523
ELECTRONIC APPLICATIONS DIVISION
EXPORT: SINGER PRODS. CO., INC., N. Y. C.,
CABLE: XREGNIS; N. Y.

CIRCLE NO. 29 ON READER SERVICE PAGE

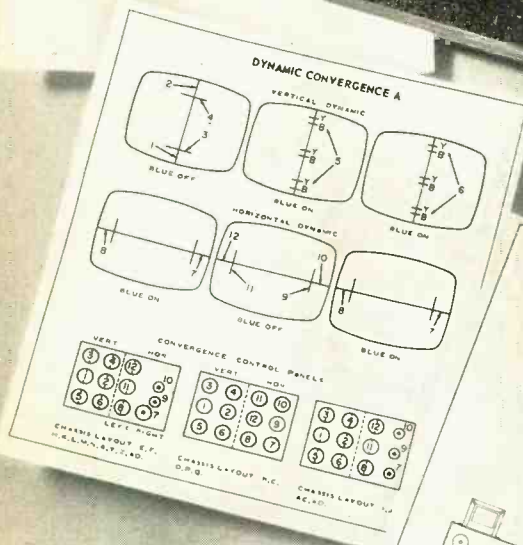
POPULAR ELECTRONICS

Now in one handbook...the service information you need for 12 makes of color TV sets

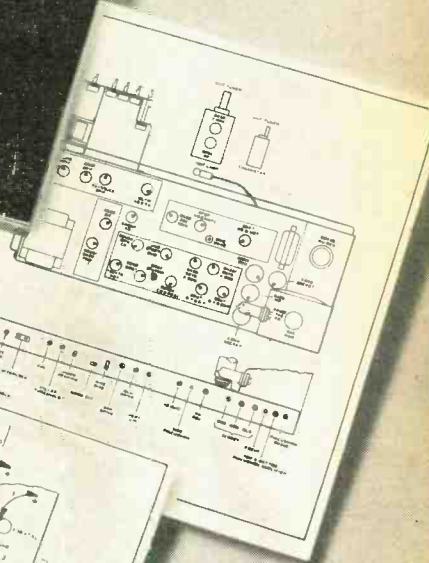


TABLE OF CONTENTS

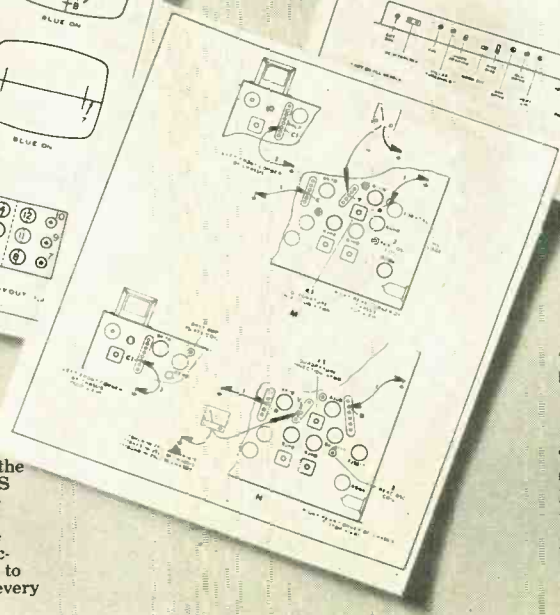
- INTRODUCTION
 HOW TO USE THIS HANDBOOK
 ABBREVIATIONS USED IN THIS HANDBOOK
- Section 1. CHASSIS INDEX
 CHASSIS LAYOUTS
- Section 2. PURITY ADJUSTMENTS
- Section 3. CONVERGENCE ADJUSTMENTS
 STATIC CONVERGENCE (general)
 DYNAMIC CONVERGENCE (specific)
- Section 4. BLACK-AND-WHITE SETUP ADJUSTMENTS
- Section 5. PHASE AND MATRIX ADJUSTMENTS
- Section 6. COLOR AFPC FIELD ADJUSTMENTS
- Section 7. MISCELLANEOUS ADJUSTMENTS
- Section 8. FUSES AND CIRCUIT BREAKERS
- Section 9. TEST EQUIPMENT FOR COLOR TV SERVICING
- Section 10. RECEIVING TUBES FOR COLOR TV



"Dynamic Convergence"



"Chassis Layouts"



"Color AFPC Field Adjustments"

Just look up the chassis number of the set you are working on in the CHASSIS INDEX and you will be guided to the proper sections of the 140-page RCA Color TV Service Handbook. All the information is based on the manufacturer's own service notes. You'll want to carry a copy in your tube caddy on every color TV service call.

TO KEEP UP WITH COLOR, SEE YOUR RCA DISTRIBUTOR ABOUT GETTING THE RCA COLOR TV SERVICE HANDBOOK (1A1553).

RCA ELECTRONIC COMPONENTS AND DEVICES, HARRISON, N. J.

RCA's personal quality performance program aims for missile-type reliability in commercial receiving tubes. Under this program thousands of RCA people have pledged to strive for error-free performance so that when you replace with RCA receiving tubes you're sure of a satisfied customer.



The Most Trusted Name in Electronics

CIRCLE NO. 24 ON READER SERVICE PAGE

www.americanradiohistory.com

How does the Garrard LAB 80 transcription turntable

become the finest fully automatic record changing unit?



Just switch spindles!

Exclusive, proven Garrard principles have been brilliantly designed into the Lab 80 automatic spindle. A stack of 8 records is safely supported on widely extended arms. The arms retract and the next disc is gently released. It drops quietly to the turntable, cushioned by air. The tone arm is unencumbered... free of the automatic mechanism through the entire performance. The tripping cycle is unique. It works through magnetic repulsion. Mechanical contact has been eliminated!

All of the exceptional features of the Lab 80 are fully explained in a 32-page Comparator Guide. For complimentary copy, mail the coupon.

Lab 80—\$99.50 including both spindles.
Price less base and cartridge.



Garrard®

Dept. GM-356,
Westbury, New York 11591

Please send me the new Comparator
Guide and list of dealers.

NAME

ADDRESS

CITY STATE ZIP CODE

CIRCLE NO. 11 ON READER SERVICE PAGE

LETTERS

FROM OUR READERS

Address correspondence for this department to:
Letters Editor, POPULAR ELECTRONICS
One Park Avenue, New York, N. Y. 10016

TRANSISTORIZED "HORN?"

Some day a smart designer will come up with a transistorized "Horn?" for installation on those smart sports cars. It will use, maybe, several prerecorded signals on four or five small endless tapes and a pickup head for each tape. The drivers will then be able to make any of the following sounds simply by pressing different buttons: (A) a "Bronx Cheer" for the slow drivers; (B) the "Roar of



a Lion" for other sports car drivers; (C) the "Whinny of a Horse" for friends; and (D) the "Meow of a Puddy Cat" for the girls.

D. C. YEAGER
Miami, Fla.

D.C., how about a sound to promote the safety and sanity of drivers?

LIGHT-TO-SOUND TRANSLATOR

As a beginner in electronics, I felt that the "Light-to-Sound Translator" (June, 1966) would be easy to build—and it was. As a Scout, I can use it for sending and receiving Morse code. The gadget is very light and simple to operate. Its compactness enables it to be taken anywhere, and it is the marvel of my schoolmates. But a friend and I are having a dispute about it. He says that if I hook a mike up to the batteries and the light source, and substitute a speaker for the sounder in the receiver, I can project my voice through light waves. Is this true?

LINWOOD FRANTUM
Millbury, Mass.


If you hook up a momentary-on d.p.d.t. switch to the Translator, and hook up a code practice oscillator to one pole and the blinker light to the other pole, you can monitor your own c.w. transmissions.

LLOYD HANSON
Fort Collins, Colo.

The translator can be used to carry music and should make an excellent science fair

Don't just take our word for it...

READ WHAT THE EXPERTS SAY ABOUT the *knight-kit*[®] Auto Analyzer



From an article in April 1965

POPULAR SCIENCE:

"A pro mechanic will tell you his analyzer is indispensable. He will probably add that a good one costs over \$100. That's true, if you buy a commercially built one.

If you are willing to wield a screwdriver and soldering iron for an afternoon . . . you can build your own analyzer for \$49.95. Everything you need—right down to pre-cut and stripped hookup wire and a hank of solder—come in the Knight analyzer kit.

How good is it? The finished analyzer is as accurate as any ready-made unit you'll find on a garage workbench.

Top quality parts are used in the circuit . . . The main chassis is uncluttered and easy to wire . . .

The instruction manual is well illustrated and easy to follow."

KNIGHT-KIT GUARANTEE

Build a Knight-Kit in accordance with our easy-to-follow instructions. When you have completely assembled the kit, you must be satisfied or we will return your money, less transportation charges, under the Allied guarantee of satisfaction.

ALLIED RADIO

From an article in June 1965

SCIENCE AND MECHANICS:

"With this new Auto Analyzer you needn't have been born in a grease pit and raised on high-octane gas to accurately diagnose auto ailments. It enables anyone to make his own tune-ups and do his own trouble-shooting with time-saving, money-saving ease."

PERFORMS THESE VITAL FUNCTIONS:

Checks *all* engines—RPM, dwell, condenser, points, plugs, coils—plus automatic transmission shift points, generator, voltage regulator, wiring, batteries, alternators, lights, horn, electric wipers, fuses, etc.

Complete with assembly and operating manuals, leads, batteries and accessories

\$49⁹⁵

Read the unique money-back guarantee at left . . . exclusive in the industry . . . then rush coupon below for full details and Special Introductory Offer on the Knight-Kit Auto Analyzer.

ALLIED RADIO, Knight-Kit., Dept. 3-JJ

P. O. Box 4398, Chicago, Ill. 60680

Send me full details and Special Introductory Offer on the Knight-Kit Auto Analyzer.

Name _____ PLEASE PRINT

Address _____

City _____ State _____ Zip _____

CIRCLE NO. 35 ON READER SERVICE PAGE

A "LONG RANGER"

The SHAKESPEARE
fiberglass

WONDERSHAFT

offers:

- protection from weather
a salt water area must
- durable construction
takes high winds with ease
- low background noise
- insulated conductor

The BIG STICK 176 is an excellent CB 18'6" — 27.1 mc fiberglass WONDERSHAFT antenna . . . all direction coverage . . . minimum of dead spots . . . no ground radials . . . independent of mounting location.

See your favorite dealer or write
Columbia Sales Office,

C/P CORPORATION

a subsidiary of the

Shakespeare

COMPANY

RFD 3 • COLUMBIA, S. C.

TELEPHONE 787-8710 area code 803

CIRCLE NO. 42 ON READER SERVICE PAGE

LETTERS

(Continued from page 6)

project since many modifications can be made. If the unit is operated indoors, a light shield should be used to minimize hum pick-up from a.c. lighting. The audio to modulate the light bulb is taken from the detector in a transistor radio.

LLOYD GORDON
Toronto, Ont., Canada

L.F., try substituting a mike for the transistor radio recommended by L.G. And L.H., your idea is a good one, too.

CORRECTION IN WATTS

We appreciate your coverage of our new FM unit, the MRT-50, in the June issue, page 70, in the table on VHF/FM radiotelephones. However, the MRT-50 is rated at 50 watts, not 12 as stated. It has 12 channels, and this is probably where the confusion arose. We would appreciate your correction of the mistake. Incidentally, we now have a firm price of \$650 for the unit.

EDWARD MAUTNER
Pearce-Simpson, Inc.
Miami, Fla.

TIP ON A STICKY TIP

I emphatically disagree with Mr. William S. Gohl's "Tip" entitled "End-of-Tape Signals Tell You When To Stop" (*Tips & Techniques*, June, 1966). It is a mistake to use Scotch tape anywhere on magnetic recording tape at any time. Scotch tape "bleeds" and "runs" and "oozes"—and if Mr. Gohl continues to stick pieces of Scotch tape at the beginning or end of his magnetic tape, he will shortly wind up with some badly smeared erase, recording,



and playback heads. And he will find oxide building up on his heads to the point where he can only get a whisper out of his recorder at full volume. I've seen it happen. Any good quality splicing tape is the only kind of adhesive that should be used on magnetic tape.

DAVID A. CROWLEY, SR.
Elizabeth, N. J.

MR. THURAS' MAGIC BOX

I have just completed construction of the speaker enclosure described in "Mr. Thurax's Magic Box," by David Weems (April, 1965). The speaker I installed is a Lafayette SK-255 and I am very pleased with the resulting "clean" sound. I use the speaker as an extension speaker in our patio, connected to our 10-year-old Magnavox Model 274M, with 20-watt mono amplifier chassis AMP-132. The

POPULAR ELECTRONICS



SPECIAL OFFER from the famous Gernsback Electronics Book Club, an affiliate of RADIO-ELECTRONICS Magazine. For 10 years the Club has helped men in electronics get ahead and stay ahead in this fast-changing field. See how it can help you . . .

Gernsback Library Inc., Electronics Book Club
Dept. C, 154 West 14th Street, New York, N.Y. 10011

Enroll me in the Electronics Book Club and send me the TWO-HANDBOOK SET: How to Fix Transistor Radios and Printed Circuits. Bill me only 99¢ plus shipping. If not pleased, I may return both books in 10 days and forget the matter.

As a member, I need accept as few as 4 additional books a year—and may resign any time after purchasing them. All books will be described to me in advance, every other month, in the Club Bulletin, and a convenient form will always be provided for my use if I do not wish to receive a forthcoming book. You will bill me the special Club price for each book I take. This will often be as much as 30% off retail prices, plus a few cents postage.

Name.....
(please print)

Address.....

City..... State..... Zip Code.....


SAVE POSTAGE COSTS—enclose 99¢ now and we will pay postage. Same return privilege.

THIS VALUABLE COUPON BRINGS YOU the \$9.90 ELECTRONICS GUIDE below for only 99¢ with trial membership in the famous Gernsback Electronics Book Club!

You are invited to accept—at a mere fraction of the original price—an electronics guide that answers every question you've ever had on fixing transistor radios and printed circuits. We make this extraordinary offer to demonstrate just one of the many advantages you will enjoy as a member of the famous Gernsback Electronics Book Club.

Here is a complete, self-training course by expert Leonard C. Lane. It tells you *all* you want to know, including specific servicing methods and techniques. You get practical, down-to-earth guidance you can use at once to *spot trouble* in the audio section, pinpoint speaker and earphone circuit defects, *check* distortion in the audio amplifier, *locate* front-end troubles, *eliminate* printed-circuit board pitfalls, and work more effectively with the signal generator vtvm, scope and isolation probe.

NOTHING IS LEFT OUT. This giant 2-volume guide treats every area—much of it original, unavailable anywhere else in book form. Hundreds of illustrations and schematics practically turn equipment inside out for you to examine. You get practical tips to save shop time, to lessen servicing trial and error, to find and fix any trouble with professional know-how.



SEND NO MONEY NOW mail coupon for free trial

You risk nothing, now or ever, by mailing the coupon above. You will receive these 2 skill-building handbooks for free examination. If not pleased, return books in 10 days and forget the matter. Otherwise, start your membership and discover how the Club will help you *build* your know-how, *boost* your income, and *get more fun* out of electronics!

Gernsback Library, Electronics Book Club
Dept. C, 154 West 14th Street
New York, N.Y. 10011

Learn more, earn more!

Every other month the Club's News Bulletin will tell you about a significant new self-teaching book on color TV or radio servicing, test instruments, transistors, hobby projects, stereo, tape recording, industrial electronics, appliance repair, communications, or on some other area of vital interest to you. Each is a *working tool* designed to help you learn the subject quickly and easily.

Big cash savings!

As a member, you *alone* decide whether you want a particular book or not. You get 2 books now for 99¢ and need take only 4 more within a year. And the Club *saves you up to 30%* off retail prices on the books you take!

FREE reference service!

What's more, our staff agrees to answer for you personally, *any specific electronics questions* of your choice. You're entitled to 3 questions for every book purchased—an extraordinary membership benefit!

Mail coupon and enjoy these benefits at once!

- * Get two books immediately for 99¢.
- * Free 10-day examination privilege.
- * Continuous cash savings.
- * Free reference service.
- * Free charts given with many books.
- * You alone decide which books you want. Books are always returnable.
- * Club books are practical tools.
- * Choose only 4 more books in a year.

POPULAR SAMS BOOKS



USE THIS HANDY ORDER FORM

RECENTLY PUBLISHED! TIMELY!

- 101 Ways to Use Your Oscilloscope.** NEWLY REVISED. Latest know-how on proper use of the scope for faster, better servicing. Detailed test procedures for b/w and color TV. Tells how to make connections, how to test and evaluate results. Order TEM-2A, only \$2.95
- ABC's of Citizens Band Radio.** NEWLY REVISED & UPDATED. All you need to know about planning and setting up a CB 2-way radio system. Explains functions, principles, setup and operation, latest rules and regulations. Order ACR-2 \$2.25
- ABC's of Computers.** NEW SECOND EDITION. Fully covers computer basics. Explains in simple terms how computers work and what they do. Describes digital and analog types, circuitry, memory and storage devices, programming, etc. Order ABC-2, only... \$2.50
- ABC's of Transistors.** NEWLY REVISED AND FULLY UPDATED. Helps anyone understand the structure and function of the transistor. Explains not only what transistors are but how they operate. Describes basic transistor circuits and testing procedures. Order TRA-2, only \$1.95
- How To Read Schematic Diagrams.** Not only shows you how to read and interpret diagrams, but analyzes each component, its construction, and its circuit purpose and use. Order RSD-1, only \$ 2.25
- TV Servicing Guide.** Tells you how to apply proper trouble shooting procedures based on analysis of symptoms, illustrated by picture tube photos. Packed with troubleshooting and servicing hints. Order SGS-1, only \$2.00
- Color-TV Servicing Made Easy.** Full explanation of color principles, circuitry, setup adjustments, and servicing of all color-TV sets. Takes the mystery out of servicing color-TV. Order CSL-1, only \$3.25
- 101 Ways to Use Your VOM & VTVM.** Shows you how to get the most from these popular instruments, how to make required connections, how to test properly, how to evaluate results. Order TEM-3, only \$2.00
- Transistor Ignition Systems Handbook.** IGS-2 \$2.95
- TV Tube Symptoms & Troubles.** TVT-2 1.95
- Citizens Band Radio Handbook.** CBH-2 3.50
- 2nd-Class Radiotelephone License Handbook.** QAN-2 4.75
- Modern Dictionary of Electronics.** DIC-2 7.95
- Handbook of Electronic Tables & Formulas.** HTF-2 3.95
- Troubleshooting With the Oscilloscope.** TOS-1 2.50
- Color TV Trouble Clues.** COL-1 1.95
- Tube Substitution Handbook.** TUB-9 1.50
- Solving TV Tough-Dogs.** TDM-2 3.25

FAMOUS ABC'S BOOKS

- Short Wave Listening. SWL-1 \$1.95
- Lasers & Masers. LAL-2 2.25
- Electronic Test Probs. APG-1 2.25
- Computer Programming. CPL-1 1.95
- Modern Radio. ARS-2 \$1.95
- Electronic Organs. ECO-1 1.95
- Hi-Fi & Stereo. HSF-1 1.95
- Tape Recording. TAP-2 1.50

— HOWARD W. SAMS & CO., INC. —

Order from any Electronic Parts Distributor, or mail to Howard W. Sams & Co., Inc., Dept. PE-9
4300 W. 62nd St., Indianapolis, Ind. 46206

Send books checked above. \$ _____ enclosed.

Send FREE Sams Book Catalog.

Name _____
PLEASE PRINT
Address _____
City _____ State _____ Zip _____

CIRCLE NO. 26 ON READER SERVICE PAGE


LETTERS (Continued from page 8)

Magnavox set is in a cabinet with two 12" coaxial speakers. I have replaced the original record player with one taken from a Webcor "Musicale" Model 1655, in which I installed a Shure Dynetic Cartridge M3D stereo, wired for mono reproduction. I am a rank amateur in electronics, but I have been successful in making these adjustments and connections. I'm glad I undertook the building and assembly of "Mr. Thuras' Magic Box."

WILLIAM G. O'BARR
South Laguna, Calif.

ELUSIVE TV GHOSTS

I have ghost troubles on my color TV, and suggestions and tips from technicians and friends, plus what I have read in books, have not helped. The curious thing is that for many months my color TV set worked fine with twin lead and a 10-year-old conical antenna. Then the ghosts came. I installed a coloraxial system, as suggested by a leading manufacturer, with a new flat-type antenna having V-type elements. The ghosts were still there. I installed another antenna. Same



thing. I even tried a brand-new 1966 color TV to be sure the trouble was not in the set. I rotated the antenna in both directions, and even changed its location on top of the roof—it's a good 25 feet above the house. Nothing good has happened. Do you have any suggestions?

FRANK CIRILLO
Stamford, Conn.

Frank, chances are that your ghosts will mysteriously disappear within a few months, and will come again next spring. It sounds as though the leaves on the trees in your neighborhood are your ghost "carriers."

MICROSCOPIC EYEBALLS

I'll buy most of the answers to the "Meter Reading Quiz" on page 71 of June P.E., but Mr. Balin must have microscopic eyeballs if he can read 102 volts on scale #7.

JAMES C. WOOD, W9RMI
Cerro Gordo, Ill.

Don't know about Mr. Balin's eyeballs, but this is a case where the printer's ink "bled" too much.

-30-

See page 12 for "Out of Tune"



Where the action is you'll find the hot new . . .
Hallicrafters CB-20 "Reactor"—\$99.95!

Yours today—the ruggedest, cleanest, most powerful basic CB transceiver that ever rode the range!

You get Hallicrafters' field-proven, solid-state design—compact, fool-proof. You get high-order modulation, superb sensitivity and built-in noise suppression. You get five-channel convenience.

In short—you get performance equal to that of equipment more than double the price.

Get the full story from your Hallicrafters authorized CB outlet today!



Quality through craftsmanship is the whole idea at *hallicrafters*

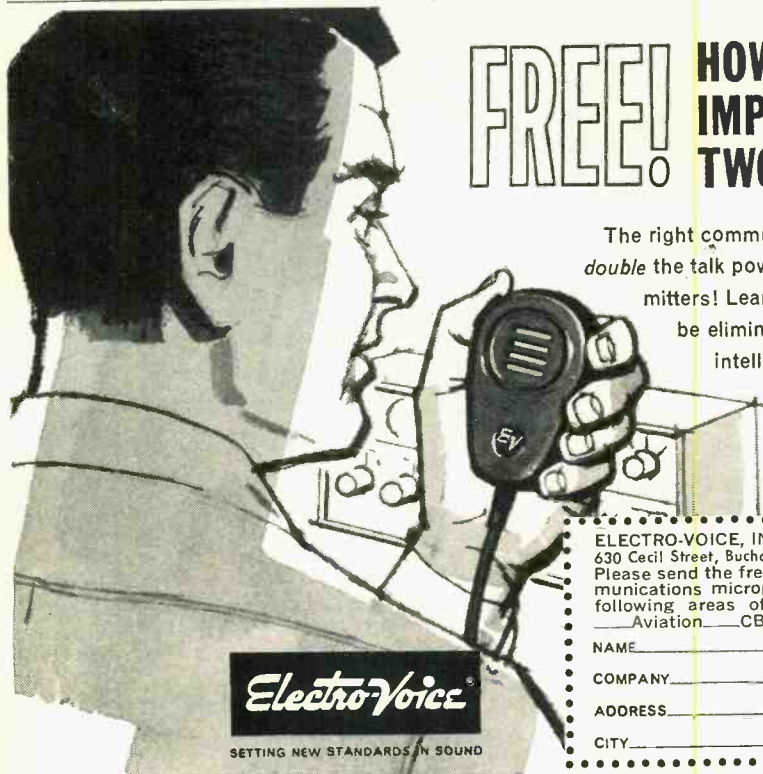
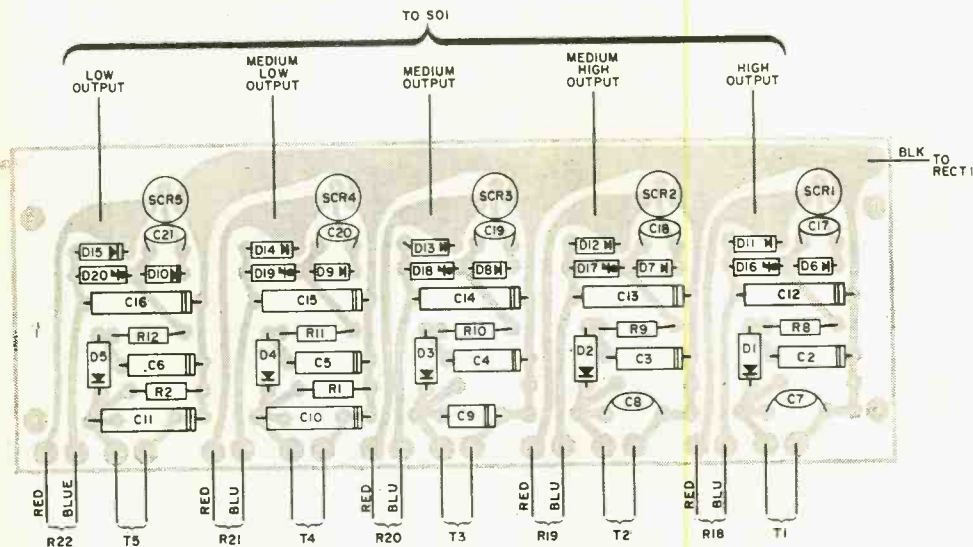
Export: International Division,
Canada: Available through Gould Sales Co.

5th & Kostner Aves., Chicago, Ill. 60624

OUT OF TUNE

Musette Color Organ (July, 1966, page 60). The leads coming from transformers T1 through T5, and those coming from resistors

R18 through R22 should be interchanged. The correct wiring to the circuit board is shown below. Also note that the positions of resistors R1 and R2 were reversed in the original circuit board diagram; they should be wired in as shown. The above changes do not affect the printed circuit board layout, or the schematic, which are correct as presented in the article.



FREE! HOW TO IMPROVE YOUR TWO-WAY RADIO!

The right communications microphone may *double* the talk power of even the finest transmitters! Learn how unwanted noise can be eliminated—reliability improved—intelligibility increased by proper microphone selection. Write for our helpful free booklet today!

Electro-Voice
SETTING NEW STANDARDS IN SOUND

ELECTRO-VOICE, INC., Dept. 962P
630 Cecil Street, Buchanan, Michigan 49107
Please send the free E-V booklet on choosing communications microphones. I am interested in the following areas of two-way radio: Amateur Aviation CB Business.

NAME _____
COMPANY _____
ADDRESS _____
CITY _____ STATE _____

CIRCLE NO. 9 ON READER SERVICE PAGE

POPULAR ELECTRONICS


Extend Your CB "Talk Power"

with the world's
most powerful all-directional
base station antenna for Citizens Band...

Hy-Gain's CLR 2

With a Hy-Gain CLR2, any 5-watt transceiver delivers
all-directional power equivalent to what you'd get with a
12.55 watt rig. *That's "TALK POWER!"*

For maximum range and greatest reliability in your communications, Hy-Gain's CLR2 is the one all-directional, non-rotating antenna that is built to do the job. It is loaded with electrical and mechanical features that clearly put it in a class all of its own. Take for example the electrically extended 5/8 wavelength vertical radiator. In test after test conducted by every authoritative source in the electronics field, a 5/8 wavelength radiator has conclusively proven to deliver a stronger signal over a greater area than either a 1/4 wavelength or 1/2 wavelength radiator. The chart graphically shows how power wasted in the atmosphere by 1/4 wavelength and 1/2 wavelength radiators is concentrated into a lower, more extended arc close to the horizon by a 5/8 wavelength radiator thus providing a stronger signal over a greater area.



What else does the CLR2 have that makes it deliver maximum "Talk Power"? It has the original static-removing "Top Hat" that drastically cuts receiver noise...a moisture-proof matcher that insures total electrical reliability...a unique electrical system that puts the entire antenna at DC ground for maximum static removal and lightning protection... rugged, heavy duty, all-weather construction rated to withstand winds up to 100 mph. For maximum "Talk Power"—greatest readability—you'll want a CLR2...a bargain in power at **\$29.95 Net.**

Available from your Hy-Gain Dealer or Distributor

HY-GAIN ELECTRONICS CORPORATION
8500 N.E. Highway 6—Lincoln, Nebraska 68501

CIRCLE NO. 14 ON READER SERVICE PAGE

Thinking of college and a space age career?



Send for this booklet on **ENGINEERING TECHNOLOGY AND ENGINEERING**

Learn how you can prepare for a dynamic career as an electrical or mechanical engineering technician or engineer in such exciting, growing fields as avionics, missiles, reliability control, fluid mechanics, data processing, metallurgy, microelectronics, and advanced aerospace research.

MSOE offers residence study programs leading to these degrees in engineering technology and engineering:

- 2 years — Associate in Applied Science
- 4 years — Bachelor of Science

Also get facts about scholarships and financial aids, job placement and other student services, plus photographs of MSOE technical laboratories and student activities. Courses approved for veteran training. For your copy, just mail the coupon — no obligation.

MSOE

Milwaukee, Wisconsin 53201

Milwaukee School of Engineering
Dept. PE-966, 1025 N. Milwaukee Street
Milwaukee, Wisconsin 53201

Please send the "Your Career" booklet. I'm interested in

- Electrical fields Mechanical fields

Name.....Age.....

Address.....

City.....State.....ZIP.....

MS-284

CIRCLE NO. 20 ON READER SERVICE PAGE

PARTS METHODS IDEAS GADGETS DEVICES

TIPS & TECHNIQUES

SPRING EJECTOR PUMPS OUT PUNCHED SLUGS

Still finding it tough to eject the slug from that old chassis punch? You can lick this

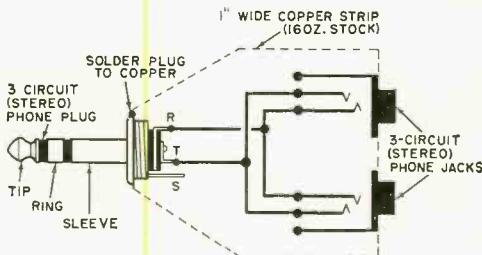



problem by inserting a stiff spring in the die to serve as an automatic ejector. It never fails.

—Robert Barbieri

TWO STEREO HEADSETS FROM ONE STEREO JACK

The cone-shaped adapter in the photo below is of the home-brew variety through which two audiophiles can simultaneously plug in their headsets to a single stereo jack. The adapter is made from a 1"-wide copper strip (16-ounce or heavier stock) bent as shown, with the two overlapping ends soldered together. Make the adapter frame as small as possible with just enough clearance for the jacks to avoid shorting against the frame when the plugs



are inserted. Then drill and ream out openings for the jacks. To insure a good ground, solder the master plug directly to the copper frame. And it's a good idea to use lockwash- (Continued on page 20)

POPULAR ELECTRONICS

READER SERVICE PAGE

**You can get
additional information promptly
concerning
products advertised or mentioned
editorially
in this issue**

1

Circle the number on the coupon below which corresponds to the key number at the bottom of the advertisement or is incorporated in the editorial mention that interests you.

2

Mail the coupon to the address indicated below.

3

Please use this address only for Product Service requests.

**POPULAR ELECTRONICS
P. O. BOX 8391
PHILADELPHIA, PA. 19101**

Please send me additional information about the products whose code numbers I have circled

1 2 3 4 5 6 7 8 9 10 11 12 13 14 15 16 17 18 19 20 21 22 23 24 25
26 27 28 29 30 31 32 33 34 35 36 37 38 39 40 41 42 43 44 45 46 47 48 49 50
51 52 53 54 55 56 57 58 59 60 61 62 63 64 65 66 67 68 69 70 71 72 73 74 75
76 77 78 79 80 81 82 83 84 85 86 87 88 89 90 91 92 93 94 95 96 97 98 99 100

NAME (Print clearly) _____

ADDRESS _____

CITY _____ STATE _____ ZIP CODE _____

VOID AFTER OCTOBER 31, 1966

9



Why Fred got a better job ...

I laughed when Fred Williams, my old high school buddy and fellow worker, told me he was taking a Cleveland Institute Home Study course in electronics. But when our boss made him Senior Electronic Technician, it made me stop and think. Sure I'm glad Fred got the break ... but why him ... and not me? What's he got that I don't. There was only one answer ... his Cleveland Institute Diploma and his First Class FCC License!

After congratulating Fred on his promotion. I asked him what gives. "I'm going to turn \$15 into \$15,000," he said. "My tuition at Cleveland Institute was only \$15 a month. But, my new job pays me \$15 a week more ... that's \$780 more a year! In

twenty years ... even if I don't get another penny increase ... I will have earned \$15,600 more! It's that simple. I have a plan ... and it works!"

What a return on his investment! Fred should have been elected most likely to succeed ... he's on the right track. So am I *now*. I sent for my three *free* books a couple of months ago, and I'm well on my way to Fred's level. How about you? Will you be ready like Fred was when opportunity knocks? Take my advice and carefully read the important information on the opposite page. Then check your area of most interest on the postage-free reply card and drop it in the mail *today*. Find out how you can move up in electronics too.

How You Can Succeed In Electronics

... Select Your Future From Five Career Programs

The "right" course for your career

Cleveland Institute offers not one, but five different and up-to-date Electronics Home Study Programs. Look them over. Pick the one that is "right" for you. Then mark your selection on the reply card and send it to us. In a few days you will have complete details . . . without obligation.

1. Electronics Technology

A comprehensive program covering Automation, Communications, Computers, Industrial Controls, Television, Transistors, and preparation for a 1st Class FCC License.



2. First Class FCC License

If you want a 1st Class FCC ticket *quickly*, this streamlined program will do the trick and enable you to maintain and service all types of transmitting equipment.



3. Broadcast Engineering

Here's an excellent studio engineering program which will get you a 1st Class FCC License and teach you all about Program Transmission and Broadcast Transmitters.




4. Electronic Communications

Mobile Radio, Microwave, and 2nd Class FCC preparation are just a few of the topics covered in this "compact" program . . . Carrier Telephony too, if you so desire.



5. Industrial Electronics & Automation

This exciting program includes many important subjects such as Computers, Electronic Heating and Welding, Industrial Controls, Servomechanisms, and Solid State Devices.



An FCC License . . . or your money back!

In addition to providing you with comprehensive training in the area indicated, programs 1, 2, 3, and 4 will prepare you for a Commercial FCC License. In fact, we're so certain of their effectiveness, we make this **exclusive offer:**

The training programs described will prepare you for the FCC License specified. Should you fail to pass the FCC examination after completing the course, we will refund *all* tuition payments. You get an FCC License . . . or your money back!

CIE's **AUTO-PROGRAMMED** lessons help you learn faster and easier

Cleveland Institute uses the new programmed learning approach. Our **AUTO-PROGRAMMED** lessons present facts and concepts in small, easy-to-understand bits . . . reinforce them with clear explanations and examples. Students learn more thoroughly and faster through this modern, simplified method. You, too, will absorb . . . retain . . . advance *at your own pace.*

Lifetime job placement service for every CIE graduate . . . at no extra cost

Once enrolled with CIE, you will get a bi-monthly listing of the many high-paying interesting jobs available with top companies throughout the country. Many Cleveland Institute students and graduates hold such jobs with leading companies like these: American Airlines, American Telephone and Telegraph, General Electric, General Telephone and Electronics, IBM, Motorola, North American Aviation, New York Central Railroad, Raytheon, RCA and Westinghouse.

CIE lessons are always up-to-date

Only CIE offers new, up-to-the-minute lessons in all of these subjects: Logical Troubleshooting, Laser Theory and Application, Microminiaturization, Single Sideband Techniques, Pulse Theory and Application, Boolean Algebra.



Full accreditation . . . your assurance of competence and integrity

Cleveland Institute of Electronics is accredited by the Accrediting Commission of the National Home Study Council. You can be assured of competent electronics training by a staff of skilled electronics instructors.

NEWS FOR VETERANS: New G. I. Bill may entitle you to Government-paid tuition for CIE courses if you had active duty in the Armed Forces after Jan. 31, 1955. Check box on reply card for full details.

CIE

Cleveland Institute of Electronics

1776 East 17th Street, Dept. PE-44, Cleveland, Ohio 44114


There's GOOD NEWS Today!

PRICES REDUCED

on the famous

MARK TEN SCR IGNITION SYSTEM

Factory Assembled



ONLY **\$44.95** ppd.

OR IN EASY-TO-ASSEMBLE DELTAKIT

ONLY **\$29.95** ppd.

Here's why DELTA offers you these unparalleled savings!

You read it in the June 1965 issue of this magazine: "First SCR Ignition System in mass production." Now Delta—the ORIGINAL manufacturer and the largest—offers this price reduction due to high production levels. Thousands have purchased and installed our remarkable automotive system. We at Delta can now pass along our lowered manufacturing costs to you—with extra savings in addition to the Excise Tax reduction effective January 1st! Save on gas. Increase the life of your points and plugs. Dramatically improve your car's acceleration and general performance. Buy the ORIGINAL, and for less! ORDER TODAY!



DELTA PRODUCTS, INC.

P.O. Box 1147PE • Grand Junction, Colo. 81501

Enclosed is \$ _____ Ship prepaid. Ship C.O.D.

Please send: Mark Tens (Assembled) @ \$44.95
 Mark Tens (Delta Kit) @ \$29.95

SPECIFY — Positive Negative 6 or 12 Volt
 Ground Ground

Car Year _____ Make _____

Name _____

Address _____

City, State _____ Zip _____

DP 6-1

CIRCLE NO. 36 ON READER SERVICE PAGE

TIPS

(Continued from page 14)

ers between the jacks and frame to keep the jacks from turning and shorting out the wires. The diagram shows the simplicity of the internal wiring. If desired, a cover can be placed on both sides of the frame to conceal the wiring.
 —Art Trauffer

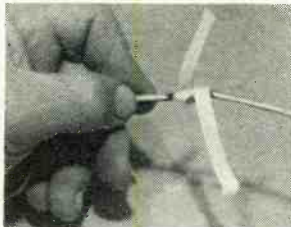
TIN CAN OVEN KEEPS TUBE TESTER HONEST

You can improve the reliability of your tube tester with a tin can oven that simulates the living and working conditions of a vacuum tube. Line the inside of the can—beer, frozen juice, etc.—with asbestos and, after inserting the tube in the tester, place the can over the tube. Allow a few minutes for the tube to warm up before testing.
 —H. R. Rosenblatt



OLD TRICK KEEPS TAPE FROM UNWINDING

Here's how to make electrical tape stick to small round surfaces without unwinding: cut off a short length from the roll and wrap two turns tightly around the area being covered. Tear the piece that remains lengthwise down the middle and interlace the split ends until the surface is covered. Bet the tape won't slip while you are putting it on or ever afterwards.—Glen F. Stillwell

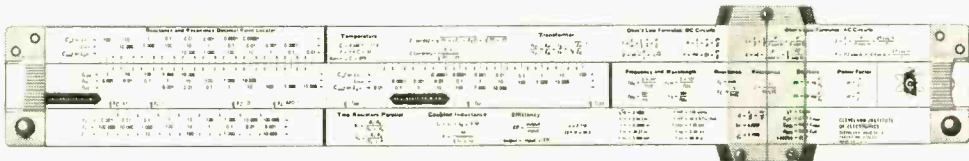


SELF-STICK FELT PROTECTORS CUSHION DEFLOCKED TURNTABLES

A worn and rough turntable is bad news to a record. Rather than glue on a new felt cover, or pull out the flocking kit, you can pick up a package of small, circular felt pads at your hardware store and stick them on the turntable as shown. Use as many pads as you want, in a circular arrangement. They hold the record away from the turntable, act as a cushion, and reduce dust pickup considerably.
 —Carl Durant



IN ELECTRONICS AND ELECTRICITY THIS AMAZING NEW SLIDE RULE SEPARATES THE MEN FROM THE BOYS!



LOOK WHAT YOU GET...

YOU GET... a patented*, high-quality, all-metal 10" electronics slide rule. "Your computer in a case". Has special scales for solving sticky reactance and resonance problems... an exclusive "fast-finder" decimal point locator... widely-used electronics formulas and conversion factors. PLUS... all the standard scales you need for non-electronic computations such as multiplication, division, square roots, logs, etc.

YOU GET... a complete, "AUTO-PROGRAMMED" self-tutoring instruction course. Four fast-moving lessons with hundreds of easy-to-understand examples and diagrams. You'll learn how to find quick, accurate answers to complex electronics problems... soon be your outfit's slide rule "expert". Free examination and consultation service if you want it plus a Graduation Certificate! **THIS COURSE ALONE IS WORTH FAR MORE THAN THE PRICE OF THE COMPLETE PACKAGE!**

YOU GET... a sturdy, handsome carrying case. It's made of genuine top-grain leather, doubly reinforced at the "wear-spots", features heavy duty liner for extra slide rule protection, has a removable belt loop for convenient carrying. "Quick-Flip" cover makes it easy to get your rule in and out of the case. Stamps you as a real "pro" in electronics.

**A \$50.00 VALUE FOR LESS
THAN \$25.00!**

*Under U. S. Patent #3,120,342

NOW... take full advantage of what you know about electronics and electricity... solve complex problems in seconds while others plod along the old-fashioned "pad and pencil" way!

READ WHY OTHERS CALL THIS REMARKABLE NEW SLIDE RULE PACKAGE TODAY'S BIGGEST BARGAIN IN ELECTRONICS.

The Editor of Popular Electronics, Mr. Oliver P. Ferrell says:
"Why didn't someone think of this before. The convenience of having all relevant formulas imprinted right on the slide rule saved me time the very first day!"

A student, Mr. Jack Stegleman says:
"Excellent, I couldn't say more for it. I have another higher-priced rule but like the CIE rule much better because it's a lot easier to use."


The Head of the Electrical Technology Dept., New York City Community College, Mr. Joseph J. DeFrance says:
"I was very intrigued by the 'quickie' electronics problem solutions. Your slide rule is a natural."

SPECIAL BONUS OFFER:

ANYONE WHO SENDS IN THIS COUPON WILL RECEIVE, ABSOLUTELY FREE, A HANDY POCKET ELECTRONICS DATA GUIDE.

It's a useful, pocket-sized electronics "encyclopedia"... jam-full of valuable facts, formulas and other helpful information. Carry it with you... when it comes to electronics, you'll be the "man-with-the-answer"!

**Cleveland Institute
of Electronics**
Dept. PE-124, 1776 E. 17th St., Cleve. Ohio 44114



ACT NOW! SEND SPECIAL "NO-RISK" COUPON TODAY!

CIE Cleveland Institute of Electronics
1776 E. 17th Street, Dept. PE-124, Cleveland, Ohio 44114

Please send FREE illustrated Slide Rule Booklet and FREE Pocket Electronics Data Guide.

NAME _____ (Please Print)

ADDRESS _____ COUNTY _____

CITY _____ STATE _____ ZIP _____

A leader in Electronics Training... since 1934

**GET
BOTH FREE!**



CIRCLE NO. 7 ON READER SERVICE PAGE


NEW PRODUCTS

Additional information on products covered in this section is available from the manufacturers. Each new product is identified by a code number. To obtain further details on any of them, simply fill in and mail the coupon on page 15.

SNAP-ON TEST LEAD TERMINALS

Troubleshooting can be speeded up with "Tes-Con-Ects," a new line of test lead terminals announced by *Waldom Electronics*. The various terminals snap on and off instantly,

making it unnecessary to have many different pairs of test leads on hand. Consisting of alligator clips, spade tongue, phono and banana jacks, etc., the terminals are designed to



match any equipment under test. They are available individually as well as in kit form, and leads are also available in lengths from 24 to 72 inches, with color-coding, if desired.

Circle No. 75 on Reader Service Page 15

"LISTEN-IN" CONVERTER

You can listen in on any frequency from 25 to 175 MHz if you have an ordinary AM radio and a "Listen-In." A pocket-sized converter introduced by *Metrotek Electronics*, "Listen-In" operates in a piggyback fashion with any AM radio—including pocket-sized transistor radios. Two models are available—a single-crystal unit and a 2-crystal unit—both powered by two 1½-volt penlight batteries. The circuitry is on a printed board and is solid state.



Circle No. 76 on Reader Service Page 15

PIANO PICKUP

The *Ampeg* PM-1 Piano Pickup is a microphone suitable for use with both upright and grand pianos. Its unique design, which em-

plays a special acoustical cup, is said to produce a mellowing effect which is far different from the harshness identified with most amplified pianos. Volume can be adjusted by turning a control on the pickup.

Circle No. 77 on Reader Service Page 15

SOLID-STATE ENGINE ANALYZER

Own your own car or boat? You can tune up its engine electronically just as the professionals do—with the all-solid-state universal self-powered engine analyzer announced by *EICO Electronic Instrument Co., Inc.* The Model 888 can be used on all 6- or 12-volt, 4-, 6-, or 8-cylinder engines, with negative or positive grounds. It tests the complete electrical/ignition system including storage battery, generator, alternator, voltage regulator, alternator diodes, starter, starter solenoid, distributor, points, condenser, ignition coil, spark plugs, dwell angle, carburetor, fuses, bulbs, switches, accessories, and all electrical wiring. The comprehensive "how to" manual also lists idle speeds and dwell angles. Model 888 is available either as a kit or factory-wired.



Circle No. 78 on Reader Service Page 15

"8-PLUS" TAPE REEL

According to the *Telex Corporation*, the new Magnecord "8-Plus" reel provides 50% more tape storage capacity than a standard 7-inch reel. The hi-fi or stereo connoisseur can record up to 10 hours of programming on one reel, and a full 2½-hour opera can be recorded without having to reverse the tape. Four complete operas, or up to 200 average-length musical selections, can be stored on a single reel.

Circle No. 79 on Reader Service Page 15

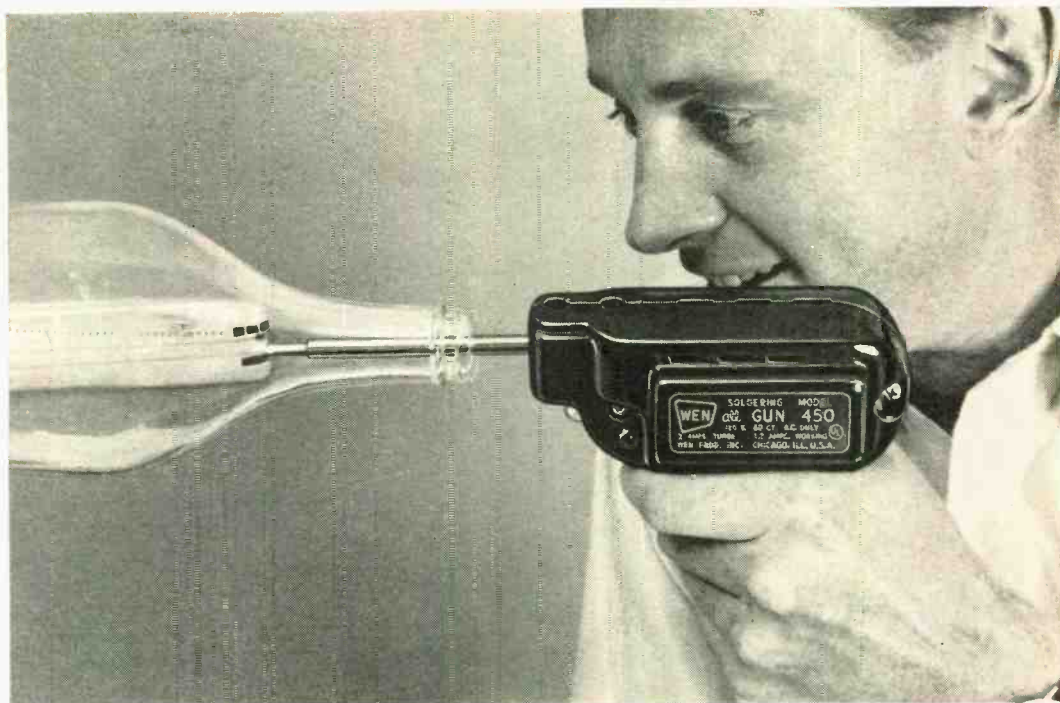
"HOT-KNIFE"

Without pressure, *Ungar Electric Tools'* "HOT-KNIFE" (#4025) will cut through the low-temperature epoxy coatings used to encapsulate components on printed circuit boards. Consisting of a 47½-watt heating unit with a collet closure and a razor-type blade, it fits into Ungar's red (#776) soldering handle or the




Clean Room (#777) soldering handle. The HOT-KNIFE delivers approximately 500° F to the cutting blade. When used on a syn-

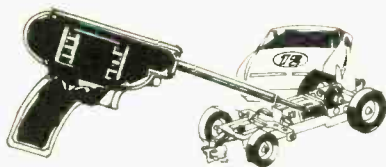
HERE'S PROOF!



You can reach soldering points with a Wen gun you can't touch with any other!



Reach inside delicate printed circuits!



Reach inside tiny models!



Reach inside household appliances!

The "slim-line" single-post on WEN guns is 45% more compact than those bulky old-fashioned double-posts! It's tailor-made for hard-to-reach jobs! For all its compactness, it's a real fire-ball! For example: WEN's heavy-duty tip generates up to 450 watts of heat power; 125 more than the next hottest gun! And, all WEN tips have a built-in brain that *automatically* controls the flow of heat! Makes every WEN gun "goof-proof!" See WEN's complete line of "automatic" soldering guns; prices start at \$4.95. The hottest thing in soldering!



WEN "HOT ROD" GUN KIT
Model 222 gun. Two tips, two accessory items, solder, case.
\$11.95 (suggested list price)



For free brochure write Dept. 49.
WEN PRODUCTS, INC.
5810 Northwest Highway, Chicago, Ill. 60631

CIRCLE NO. 34 ON READER SERVICE PAGE

PRODUCTS (Continued from page 22)

thetic material, such as dacron or nylon, it not only cuts but also seals the material to prevent raveling and fraying.

Circle No. 80 on Reader Service Page 15

AUTOMATIC-TUNING TABLE RADIO

A first! The 1967 Panasonic RE-1125 solid-state AM table radio features the world's first electronic automatic tuning, resulting from the use of a newly developed "hyper-abrupt" junction-type variable capacitor called a "capistor." This component makes possible the instant dialing of any wanted station by the flick of a finger atop a "touch'n tune" lever. Distributed by the *Matsushita Electric Corp. of America*, the RE-1125 also has an illuminated frequency indicator and a two-position day and night switch for station screening.



Circle No. 81 on Reader Service Page 15

PORTABLE VOM

Triplett Electrical Instrument Company has introduced a portable volt-ohm-milliammeter, Model 630-APLK, with a transistorized switching circuit that guards against accidental burnouts, provides comprehensive overload protection, and virtually eliminates bent pointers, burned-out resistors, shunts and coils, and changes in accuracy due to overheating. Featuring a sensitivity of 20,000 ohms per volt d.c. and 5000 ohms per volt a.c., the VOM has an accuracy of $\pm 1\frac{1}{2}\%$ d.c. and $\pm 3\%$ a.c. when in a horizontal position. The unit is usable with frequencies through 500 kHz. A single, easy-to-read selector switch minimizes chances of error when changing ranges, and a mirror-backed scale insures accuracy by eliminating parallax.



Circle No. 82 on Reader Service Page 15

FM STEREO KIT

Having interference problems? An FM stereo kit made by the *Finney Company* will convert an old-fashioned 300-ohm twin-lead hookup to the shielded protection of 75-ohm coaxial cable. It can be installed in a few minutes, using ordinary hand tools, and will eliminate all outside and inside line pickup interference that normally occurs with FM

stereo sets equipped for 300-ohm operation. The kit (Model 7512B) includes high-performance indoor and outdoor matching transformers.

Circle No. 83 on Reader Service Page 15

UNDERWATER SPEAKER

For the pool-owning music lover who has almost everything—here's one thing more. The UL-3 is a specially designed speaker by *Pioneer Electronics U.S.A. Corporation* that projects a true high-fidelity sound while entirely submerged. Having a dynamic range of 50 to 20,000 hertz, it is completely operational to a depth of 16.5 feet and, according to the manufacturer, maintains superior sound quality in a water temperature range of from 14° F to 140° F.



Circle No. 84 on Reader Service Page 15


STEREO HEADPHONES

Stereo headphones incorporating two $\frac{3}{4}$ " speakers and cushion ear-pieces are available with a five-year warranty from the Piezoelectric Division of *Clevite Corporation*. Frequency response is 20 to 18,000 hertz, and impedance matches 4-, 8-, or 16-ohm amplifier outputs. Normal listening level is attained with 1-mW input power per phone; distortion is less than 1%.

Circle No. 85 on Reader Service Page 15

100-WATT FM STEREO RECEIVER



Harman-Kardon, subsidiary of The Jerrold Corporation, is producing a 100-watt solid-state FM stereo receiver, the "Stratophonic" SR-900B. At a full 100 watts, its frequency bandwidth is claimed to be from 5 to 100,000 hertz. Germanium diffused-junction output



transistors are credited for this extraordinary power bandwidth and frequency response; the cool operation of these transistors virtually eliminates output failures from sudden overloads. In addition, the SR-900B features an easy-to-read D'Arsonval tuning meter and a positive-action automatic FM stereo indicator light. An oiled walnut cabinet is optional.

Circle No. 86 on Reader Service Page 15

NOW FIELD EFFECT TRANSISTOR and INTEGRATED CIRCUIT PROJECTS



IN 3 HEP SOLID-STATE PROJECT BOOKS FROM MOTOROLA

Motorola's HEP program provides you with the latest in quality semiconductors and offers proven projects incorporating these new devices. These project books, prepared for beginner and expert, contain easy-to-follow text and illustrations that make construction as easy as "electronics by the numbers." These books open new vistas for using semiconductors in test equipment, computers, musical instruments and fun circuits.

The first Integrated Circuit Project Book for hobbyist and experimenters contains eight chapters, 96 pages, including a basic introduction to integrated circuits. Build your own completely portable square wave generator featuring a 10 nanosecond rise time, and frequency response from 6 Hz to 60 kHz in four ranges. For fun you can build an I/C 4-octave organ with separate voicing controls. Other projects include a glidetone, binary computer, oscillator, electronic string guitar etc.
Price **\$1.00**

Ten chapters, including a basic description on semiconductor fundamentals. Projects include a regulated power supply, intercom, motor speed control, 6-meter converter, minifi amplifier, signal generator and other circuits. Price **\$.50**

Another HEP first—a project book full of circuits utilizing the field effect transistor (FET). 96 pages. Projects include a high impedance DC Voltmeter (22 mega-ohms) with a scale of accuracy of $\pm 2\%$ that requires no zeroing when changing ranges; a four-input audio-mixer with a flat frequency response of 20Hz to over 100kHz, as well as such projects as a timer, crystal calibrator, vibrato preamp etc. Price **\$1.00**

On sale at all Motorola HEP franchised outlets, the books are also available by sending the coupon below, with the appropriate amount, plus 10 cents for handling to HEP, Box 955, Phoenix, Arizona 85001.

HEP

DEPT. PE96
BOX 955,
PHOENIX, ARIZ.
85001

Gentlemen:

Please send the following HEP project books:

- Integrated Circuit Projects From Motorola \$1.10
- Field Effect Transistor Projects \$1.10
- Solid-State Projects From Motorola \$.60

Enclosed is _____




MOTOROLA
Semiconductor
Products Inc.

Name _____
Address _____
City _____
State _____ Zip code _____

Here Are Just 7 Of The 250 Values

NEW Heathkit®/Magnecord® 1020 4-Track Stereo Recorder Kit



Kit AD-16
\$399⁵⁰
(less cabinet)

Save \$170 by doing the easy assembly yourself! Features solid-state circuitry; 4-track stereo or mono playback and record at 7½ & 3¼ ips; sound-on-sound, sound-with-sound and echo capabilities; 3 separate motors; solenoid operation; die-cast top-plate, flywheel and capstan shaft housing; all push-button controls; automatic shut-off; plus a host of other professional features. 45 lbs. Optional walnut base \$19.95, adapter ring \$4.75

NEW 4-Speed Transistor Portable Phonograph Kit!


Worth at least 50% More!

Assembles in 1 to 2 hours ... just wire one small circuit board, mount the 4" x 6" speaker and plug in the preassembled changer. Features automatic mono play of all 4 speeds; dual Sapphire styli for LP's or 78's; 45 rpm adaptor; olive and beige polyethylene over sturdy, pre-assembled cabinet. Compact size and light weight for suitcase portability. Operates on 117 v. AC. 20 lbs.

Kit GD-16
\$39⁹⁵



All-Transistor 30-Watt FM /FM Stereo Receiver Kit



Kit AR-14
\$99⁹⁵
(less cabinet)

Features 31 transistors, 10 diodes for transparent transistor sound; 20 watts RMS, 30 watts IHF music power @ ±1 db, 15-50,000 Hz; wideband FM/FM stereo tuner, two pre-amplifiers and two power amplifiers; compact 3¾" H x 15¼" W x 12" D. size. Assembles in around 20 hours. Mounts in a wall, or optional Heath cabinets (walnut \$9.95, beige metal \$3.95) 16 lbs.

Deluxe 10 Band Transistor AM /FM /Shortwave Portable Radio Kit

10 bands tune longwave, broadcast, FM and 2-22.5 MHz shortwave. Features 16 transistors, 6 diodes, 44 factory-built and aligned RF circuits; separate AM and FM tuners; two built-in antennas; 4" x 6" speaker; battery-saver switch; earphone and built-in jack. Operates anywhere on 7 flashlight batteries, or on 117 v. AC with optional charger/converter GRA-43-1 @ \$6.95. Assembles in 10 hours. 17 lbs.

Kit GR-43
\$159⁹⁵



In The New FREE Heathkit® Catalog


NEW Deluxe SB-301 Amateur Band Receiver Kit



Kit SB-301
\$260⁰⁰
 (less speaker)

Complete coverage of 80 thru 10 meters with all crystals furnished, plus 15 to 15.5 MHz coverage for WWV; full RTTY reception capability; built-in switch-selected ANL; front-panel switching for control of 6 and 2 meter plug-in converters; crystal-controlled front-end for same rate tuning on all bands; 1 kHz dial calibrations — 100 kHz per dial revolution; plus the same styling and features of the famous Heathkit SB-300 Receiver. 23 lbs.

NEW Signal Monitor . . . Displays Transmitted Or Received Signals!



Kit SB-610
\$69⁹⁵

Operates with transmitters 160 thru 6 meters, 15 watts thru 1 KW, and with receiver IF's through 6 MHz; displays envelope, AF & RF trapezoid patterns; function switch position for RTTY; full mu-metal shielded CR tube; two-tone audio test oscillator with balance and output level controls; full capability with Heath SB-series equipment; manual contains discussion for use with CB units. 14 lbs.

NEW 2-Watt Transistor Walkie-Talkie . . . Completely Assembled

Features 2 watts of power for up to 6 mile inter-unit range ... up to 10 miles with 5-watt CB base station; \$20 rechargeable battery; 9 silicon transistors 2 diode circuit for cool instant operation over wide temperature range; superhet receiver with RF stage; adjustable squelch and automatic noise limiter; aluminum case. 3 lbs. Optional 117 v. AC battery charger plus cigarette lighter charging cord \$9.95. Crystals extra @ \$1.99 each with order.

Assembled
 GRS-65A
\$99⁹⁵



FREE!

World's Largest
 Electronic Kit
 Catalog!

108 pages ... many in full color ... describe these and over 250 easy-to-build Heathkits for color TV, stereo/hi-fi, CB, ham, marine, shortwave, test, educational, home and hobby items. Mail coupon for your free copy.

HEATH COMPANY, Dept. 10-9
 Benton Harbor, Michigan 49022

Enclosed is \$ _____, plus shipping.

Please send model (s) _____

Please send FREE 1967 Heathkit Catalog.

Name _____

Address _____

City _____

State _____

Zip _____

Prices & specifications subject to change without notice.

CL-247

CIRCLE NO. 38 ON READER SERVICE PAGE

No wonder soldering
is easiest with a

Weller®

DUAL HEAT
SOLDERING GUN



TWO TRIGGER POSITIONS
FOR INSTANT SWITCHING
TO HIGH OR LOW HEAT.

SPOTLIGHT GIVES AUTOMATIC
ILLUMINATION OF WORK AREA.

COPPER TIP FOR BETTER HEAT
TRANSFER, LONGER LIFE.

TIP HEATS INSTANTLY
WHEN TRIGGER IS PULLED.

LONG REACH LETS YOU
GET INTO TIGHT PLACES.

Weller Dual Heat Soldering Guns and Kits come in wattages from 100 to 325 —are priced from \$6.95 to \$12.95 list. See these precision guns at your electronic parts distributor or hardware dealer.

WELLER ELECTRIC CORP., EASTON, PA.
WORLD LEADER IN SOLDERING TECHNOLOGY
CIRCLE NO. 33 ON READER SERVICE PAGE

ELECTRONICS LIBRARY

SECRETS OF ELECTRONIC ESPIONAGE

by John M. Carroll

Don't be deluded into thinking that this is a book on "bugging"—the title is unfortunately true, but simultaneously misleading. The first 200 pages of John Carroll's latest book (his third since giving up magazine editing) comprise a fascinating record of radio communications and radar in World Wars I and II, the Korean War, and the ever-present Cold War. This portion of the history of electronics has received too little attention, and Carroll's book is a very readable factual account of the "now it can be told" type. The last part of the book actually is on bugging, but by the time you get there the words on personal espionage will seem pale compared to those on the wartime happenings.

Published by E. P. Dutton & Co., Inc., 201 Park Ave. South, New York, N.Y. 10003. Hard cover. 224 pages. \$3.95.

BASIC ELECTRICITY

by Gilbert L. Rainey

The keynote of this workbook is to encourage laboratory skills at the senior high school and junior college levels. The author outlines scores of experiments in resistance, capacitance and inductance using readily available equipment.

Published by Holt, Rinehart and Winston, Inc., 383 Madison Ave., New York, N.Y. 10017. Soft cover. 180 pages. \$3.95.

SEMICONDUCTOR CIRCUITS: Theory, Design and Experiment

by J. R. Abrahams
and G. J. Pridham

A major aim of this book is to give the student of electronic engineering confidence in his ability to design and modify circuits involving transistors and related semiconductor devices. Both of the authors, now Senior Lecturers at the Enfield College of Technology, have been concerned with the design of transistor circuits from the days of the early point-contact devices. In Part I, the physical theory of semiconductors is discussed briefly. Part II includes a number of complete circuit designs, and deals with aspects that the authors feel have been neglected in previous textbooks on semiconductors. Some 20 demonstrations or experiments are given in Part III.

Published by Pergamon Press Inc., 44-01 21st St., Long Island City, New York 11101. Soft cover. 310 pages. \$4.95.

Amphenol's new 675 goes to pieces in twenty seconds



Amphenol Quality for only

\$179.95

No, the new Amphenol 675 doesn't fall apart. It's just that we've designed a set that makes crystal changing a snap.

Actually it's three pulls, two spins and a snap. Just pull off the three control knobs on 675's faceplate, spin off two lock washers under the knobs, and snap off the faceplate. Insert crystals in easily accessible front sockets. Reverse faceplate removal steps and you're back on the air.

See it soon at your local Amphenol Distributor. Or write to Amphenol, Box 134, Broadview, Illinois 60153

Other Amphenol 675 Features:

- *Completely Solid State—Even T & R Switching*
- *Build-In Double TVI Traps*
- *P.A. and External Speaker Provisions*
- *Illuminated Numbered Channel Indicator*
- *Compact Size 2½ x 6½ x 9*




AMPHENOL

TM


CIRCLE NO. 3 ON READER SERVICE PAGE

\$169.

**Courier's 23-channel
solid-state CB rig.
Guaranteed for 10 years!**



Look for everything you've ever wanted in a CB rig in Courier's TR-23S. Silicon-transistors throughout bring the size down to 5¾" W x 6¼" D x 1⅞" H. Crystals supplied for all 23 channels. Complete with microphone. Illuminated S meter. Illuminated channel selector. PA system. Auxiliary speaker jack. Single-knob tuning. Modulation indicator. DC cord. Exclusive Courier "Safety-Circuit" to protect against mismatched antenna, incorrect polarity, and overload. Plus the biggest guarantee in the business—10 full years!

**electronics communications inc.**
56 Hamilton Avenue, White Plains, N. Y.

Yes! I'd like to know all about the \$169
Courier TR-23S with the 10-year guarantee.

Name _____

Address _____

City _____ County _____ State _____

Dept. PE-69

CIRCLE NO. 37 ON READER SERVICE PAGE

NEW LITERATURE

To obtain a copy of any of the catalogs or leaflets described below, simply fill in and mail the coupon on page 15.

An up-to-date coil catalog and replacement directory is now available from *J. W. Miller Company*. Consisting of 168 pages, Catalog 166 lists more than 2500 new items. Specifications and prices for the full line of coils and components are included, and a cross-reference section—containing over 30,000 individual entries—gives exact replacements for all recognized TV sets, radios, and car radios.

Circle No. 87 on Reader Service Page 15

All sorts of permanent alnico and ceramic magnets, in rod and bar forms, are described in a 4-page brochure put out by the *Maryland Magnet Co.*, plus horseshoe, channel, lifting and holding magnets.

Circle No. 88 on Reader Service Page 15

The complete line of standard and special *Greenlee* chassis punches for radio, TV, and electrical work is pictured and described in a new 8-page catalog. Standard round, square, "key," "D," and double "D" punches are covered in detail, and a variety of "specials" are presented.

Circle No. 89 on Reader Service Page 15

Acoustic Research, Inc., has available a 12-page booklet on its line of acoustic suspension loudspeakers and turntables. Featured in the booklet are many favorable press comments on the various pieces of equipment by well-known magazine reviewers.


Circle No. 90 on Reader Service Page 15

Some 250 products are illustrated and described in the 48-page, 2-color, pocket-size 1966 Short Form Catalog published by *EICO Electronic Instrument Co., Inc.* Included are test instruments, amateur radio equipment, 2-way CB radios, and stereo hi-fi components—in both kit and factory-assembled form.

Circle No. 91 on Reader Service Page 15

Datak's recently expanded line of over 2000 alphabet sheets and electronic marking sets is fully covered in its 32-page 1966 catalog. Also provided is information on Project-A-Type translucent colored letters and sheets, architectural symbols, drafting sheets, and Instantex, an unusual new art medium.

Circle No. 92 on Reader Service Page 15



FINCO ALL-BAND UHF-VHF-FM ANTENNA
75 OHM Model CX-UVF-24 \$72.10 List

FINCO ALL-BAND UHF-VHF-FM ANTENNA
300 OHM Model UVF-24 \$59.95 List

The one antenna that does the work of three! Pulls in beautiful color and crystal clear black and white pictures on both UHF and VHF channels... plus the finest stereophonic and monophonic FM sound reproduction.

300-ohm models for normal reception areas from \$18.50 to \$59.95

75-ohm models for poor reception areas from \$42.65 to \$72.10

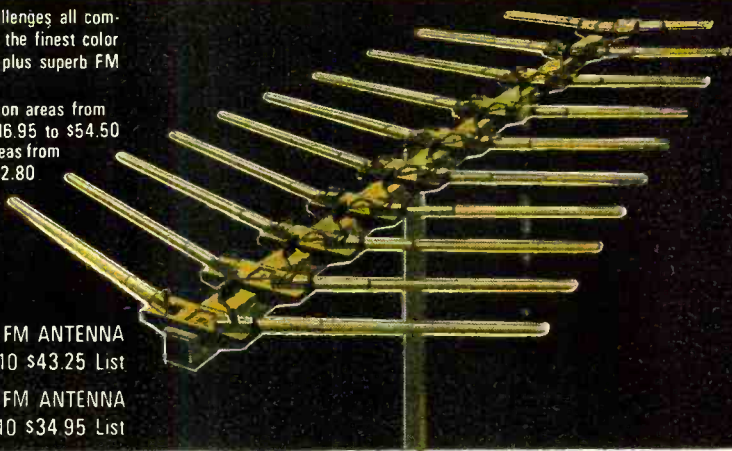
FINCO

introduces / 75-ohm COLOR VE-LOG ANTENNAS
FOR UHF-VHF-FM RECEPTION

Finco's Swept-Element Antenna challenges all competition. Its unique design assures the finest color and black and white TV reception—plus superb FM and FM Stereo tone quality.

300-ohm models for normal reception areas from \$16.95 to \$54.50

75-ohm models for poor reception areas from \$18.55 to \$62.80



FINCO SWEEP-ELEMENT VHF-FM ANTENNA
75 OHM Model CXVL-10 \$43.25 List

FINCO SWEEP-ELEMENT VHF-FM ANTENNA
300 OHM Model VL-10 \$34.95 List

FREE! ALL FINCO CX-VL, CX-UVF AND UVF ANTENNAS COME WITH A FREE INDOOR SET-MOUNTED TRANSFORMER, VHF-UHF TRANSFORMER SPLITTER OR VHF-UHF SPLITTER.




THE FINNEY COMPANY

34 WEST INTERSTATE STREET, DEPT. PE, BEDFORD, OHIO

CIRCLE NO. 10 ON READER SERVICE PAGE

At last!



Model AA-100

A compact transistor audio amplifier

Features:

- 5 Transistors and 1 Thermistor
- Shielded Input Transformer with TWO PRIMARY WINDINGS...50 Ohms and High Impedance
- Output Transformer with TWO SECONDARY WINDINGS...8 Ohms (for Speakers), 500 Ohms (for Modulation and High Impedance Loads)
- Volume Control Included and Mounted on Circuit Board
- Low Distortion... 200 Milliwatt Push-Pull Output
- Extremely High Gain...80 DB! Handles low-level mikes, phono pickups, telephone pickups, etc.
- Sturdy Printed Circuit Board 5½" long, 1¾" wide
- Weight... 3½ ounces
- Power Supply... Any 9-Volt DC Source

Use it for:

- | | |
|---------------------------------|---------------------------|
| PA System | Intercom Amplifier |
| Hi-Fi System (Use 2 for Stereo) | Modulator for Transmitter |
| Guitar Amplifier | Phono Amplifier |
| Surveillance Listening System | Utility Amplifier |
| Electronic Stethoscope | Science Projects |

COMPLETE AMPLIFIER \$6.95 each
INCLUDING SCHEMATIC DIAGRAM We pay postage!

ROUND HILL ASSOCIATES INC.
A MILO ELECTRONICS SUBSIDIARY

434 Avenue of the Americas, New York, N.Y. 10011


Please rush me _____ (qty) of your compact transistor audio amplifiers at \$6.95 each post-paid. My check or money order for \$_____ is enclosed.

NAME _____

ADDRESS _____

CITY _____ STATE _____ ZIP _____

CIRCLE NO. 45 ON READER SERVICE PAGE



OPERATION ASSIST

Through this column we try to make it possible for readers needing information on outdated, obscure, and unusual radio-electronics gear to get help from other P.E. readers. Here's how it works: Check the list below. If you can help anyone with a schematic or other information, write him directly—he'll appreciate it. If you need help, send a postcard to Operation Assist, POPULAR ELECTRONICS, One Park Avenue, New York, N.Y. 10016. Give maker's name, model number, year of manufacture, bands covered, tubes used, etc. State specifically what you want, i.e., schematic, source for parts, etc. Be sure to print or type everything legibly, including your name and address. Because we get so many inquiries, none of them can be acknowledged. POPULAR ELECTRONICS reserves the right to publish only those items not available from normal sources.

Olympic RT-11A/Apn-12 receiver; tunes 160 to 230 MHz. Operating manual needed. (John Cahill, 31 S. Home Ave., Park Ridge, Ill. 60068)

TCS-6 transmitter, made by Hazeltine; tunes 1.5 to 12 MHz; has 7 tubes. Schematic and operating manual needed. ("Woody," W9RMI, RR #1, Cerro Gordo, Ill. 61818)

Hallcrafters SX-42 receiver. **Nucleonic RDN** uranium finder. Schematics needed. **Midwest** receiver; tunes 5 to 2000 meters; has 18 tubes. Schematic and power transformer needed. (Glenn Little, 2305 Camellia Ct., Savannah, Ga. 31404)

Jefferson-Travis Model 351 marine transceiver. Schematic and operating manual needed. (Bruce T. Bracker, 141 Cayman Dr., Lake Worth, Fla. 33460)

Motorola 61T21 receiver. circa 1940; tunes 550 kHz to 12 MHz; has 6 tubes. Schematic needed. (John Milbocker, Johannesburg, Mich. 49751)

GE E-155 "Sentry Box" receiver; tunes 140 kHz to 70.0 MHz on 5 bands. Schematic needed. (Ben Stillwell, 1188 Sunrise Ln., Prineville, Ore. 97754)

Supreme AAA-1 "Diagnometer," circa 1932. Schematic, source for parts, and information on updating unit needed. (E. R. Pyie, 49 Village Way, Malvern, Pa.)

Masco MA35RC sound system, ser. 30608; has 8 tubes and 3 transformers. Schematic needed. (Vaughn N. Kimball, Box 229, N. Uxbridge, Mass. 01538)

Branston Kit No. 199. All available information wanted. (George Kemp, 153-02 79 Ave., Flushing, N.Y. 11367)

Heathkit W4-AM amplifier. Balancing information needed. (Julio Varas, 51-44 Goldsmith St., Elmhurst, N.Y.)

Grundig-Majestic 8050 "Eagle Eye" AM/FM console. circa 1945. Operating manual and source for "Baton" remote control and "Mystic Maestro" needed. **Metro Electric "Metrodyne"** single-dial receiver, circa 1923; has 7 tubes. Conversion data needed. (H. G. Humphrey, 5200 Prairie Rd., Junction City, Ore. 97148)

ARC-3 receiver. surplus. Operating manual needed. (Ed W. Guthrie, 1986 Laramie St., Memphis, Tenn. 38106)

Teletest DM456 "Dynamatis" tube tester, ser. 1918. Operating manual needed. (Louis Lerrin, 2575 S.W. 24 Ave., Miami, Fla. 33133)

Hints and Kinks, Volume 4, needed. (A. J. Johnson, Box 507, Aptos, Calif. 95003)

RCA "Mark VIII" stereo amplifier; has 6 tubes. Schematic and operating manual needed. (Ismael Diaz-Colón, 119 St. Marks Ave., Apt. 5, Brooklyn, N.Y.)
(Continued on page 38)

NEW! H.E.L.P.

FOR SALESMEN, HOUSEWIVES,
VACATIONERS, ETC.



CITI-FONE II

EMERGENCY CONVENIENCE

2-Way Radio
Communication ...



5 3/4" x 4 3/8" x 1 1/2" FITS IN GLOVE COMPARTMENT

CITI-FONE II is designed for use with your car radio and modification or dismounting of the radio is not required. The standard car antenna (with matching accessory) can be used.

\$49.95
Complete
with crystals
for one channel

SOLID STATE
9 transistors—2 diodes
5 watts input — 100%
modulation. Operates
directly from cars' 12
volt system.

TO BE USED
IN ACCORDANCE WITH PART 95 F.C.C. RULES AND REGULATIONS

Mail Today for Complete Information!



Please send further information on
"Citi-Fone II".

NAME _____
ADDRESS _____
CITY _____
STATE _____ ZONE _____

THE IDEAL
way to utilize your existing receiver for entertainment or for two-way radio communications with superior performance at a cost far below conventional units.

ANOTHER FIRST for  21470 Coolidge
Oak Park, Michigan 48237

MULTI-ELMAC COMPANY

CIRCLE NO. 21 ON READER SERVICE PAGE

“He’s a good worker.
I’d promote him right now
if he had more
education in
electronics.”



Could they be talking about you?

You'll miss a lot of opportunities if you try to get along in the electronics industry without an advanced education. Many doors will be closed to you, and no amount of hard work will open them.

But you can build a rewarding career if you supplement your experience with specialized knowledge of one of the key areas of electronics. As a specialist, you will enjoy security, excellent pay, and the kind of future you want for yourself and your family.

Going back to school isn't easy for a man with a full-time job and family obligations. But CREI Home Study Programs make it possible for you to get the additional education you need without attending classes. You study at home, at your own pace, on your own schedule. You study with the assurance that what you learn can be applied to the job immediately.

CREI Programs cover all important areas of electronics including communications, servo-mechanisms, even spacecraft tracking and control. You're sure to find a program that fits your career objectives.

You're eligible for a CREI Program if you work in electronics and have a high school education. Our FREE book gives complete information. Airmail postpaid card for your copy. If card is detached, use coupon below or write: CREI, Dept. 1219-D, 3224 Sixteenth Street, N.W., Washington, D.C. 20010.



- NOW!**
2 NEW PROGRAMS!
- Industrial Electronics for Automation
 - Computer Systems Technology

The Capitol Radio Engineering Institute

Dept. 1219-D, 3224 Sixteenth Street, N.W., Washington, D.C. 20010

Please send me FREE book describing CREI Programs. I am employed in electronics and have a high school education.

NAME _____ AGE _____

ADDRESS _____

CITY _____ STATE _____ ZIP CODE _____

EMPLOYED BY _____

TYPE OF PRESENT WORK _____ GI BILL

- I am interested in Electronic Engineering Technology
 Space Electronics Nuclear Engineering Technology
 NEW! Industrial Electronics for Automation
 NEW! Computer Systems Technology

NEW Mosley

CB STACK'IT Beam

Extra gain for nearly 1/2 the
previous cost of stacking
Mosley beams.

4610 N. Lindbergh Blvd.
Mosley Electronics Inc. Bridgeton Missouri 63042

Please send me FREE of charge and obli-
gation, literature on the STACK'IT beams.

Name _____

Address _____

City/State _____

Zip Code No. _____

Mosley Electronics Inc. #108

4610 N. Lindbergh Blvd. Bridgeton Mo. 63042

CIRCLE NO. 43 ON READER SERVICE PAGE

Yes, you can



YOU CAN BUILD
AN ARTISAN
TRANSISTORIZED
ORGAN WITH KITS
AND SUB-ASSEMBLIES

save \$2000 or more

Relax with one of the world's most rewarding hobbies . . . build a full-size, concert quality transistorized organ. The Artisan Kit Organ has the same rich pipe-like tones, the same features, as the famous Artisan Custom Organ. There's not one bit of difference in tonal beauty, console style, high quality.

10 styles for home, church, school.



Write for brochure
2476PE No. Lake Ave.
Aldadena, Calif. 91001
Phone: 798-0888

CIRCLE NO. 6 ON READER SERVICE PAGE

ASSIST

(Continued from page 32)

Zenith S-14549 receiver, circa 1950; tunes AM and FM; has 7 tubes. Schematic needed. (Steve Cohn, 52 Dick Dr., Worcester, Mass. 01609)

Hickok OBQ-1 VTVM, circa 1944; has 4 tubes. Schematic needed. (Jay Whitehurst, Box 825, Conroe, Tex. 77301)

RT53B/TRC-7 transceiver, made by Espey, ser. 982. Operating manual or crystal data needed. (R. D. Holen, 10031 Lyndale, Minneapolis, Minn. 55420)

RME HF-30X receiver, circa 1939; tunes 28 to 60 MHz on 2 bands. Schematic and parts list needed. (David Houser, 107 N. Siebold, Ossian, Ind.)

Abbott TR-4 transceiver; has 4 tubes. Schematic and/or address of company needed. (Bob Peters, 208 Princeton Ave., Staten Island, N.Y. 10306)

1C5-GT tube needed or source for same. (David Cordone, 224 E. Mohave Rd., Tucson, Ariz. 85705)

GE Model 805 TV set, circa 1945; has 19 tubes and picture tube. Schematic and operating manual needed. (Michael Keith, 680 Keith Ln., West Islip, L.I., N.Y.)

3EP1 cathode-ray tube needed or source for same. (David Hamilton, River Rd., Rt. 1, Paw Paw, Mich. 49079)

Tobe condenser analyzer, circa 1934. Schematic needed. (L. S. Marston, 205 Baublits Dr., S.E., Warrington, Fla.)

Zenith "Royal 500" receiver; has 7 transistors. **Real-tone "Sound Design"** receiver; tunes AM and FM; has 10 transistors, 1 thermistor and 3 diodes. Schematics needed and knob for Realtone receiver. (Dave Beck, 4th ESB-SSC-USAAPS, Fort Bliss, Tex. 79916)

Philco 37-670 receiver, circa 1938; tunes kHz to 18 MHz on 5 bands; has 11 tubes. Schematic needed and source for capacitor SG H07. (Nelson Carvalho, Nelson Ave. & Delsea Dr., Franklinville, N.J. 08322)

RCA MI-4288-L amplifier, ser. 5419; has 4 tubes. Schematic and source for power and output transformers needed. (Alan G. Thompson, 315 S. West St., Angola, Ind. 46703)

Edison R4 receiver, circa 1930. Schematic needed. (Wallace S. Ryno, 1907 "D" Ave., National City, Calif. 92050)

Philco "Predicta" TV set, circa 1956. Source for plastic safety screen and SF21A picture tube needed. (Thomas McHenry, 508 2nd St., N.W., Independence, Iowa 50644)

Magnolia TC-27 transceiver, ser. 2271, Class D. Schematic needed. (R. M. Smith, 3534 1st Ave., N.E., Cedar Rapids, Iowa 52402)

RBA-5 receiver, made by Federal Electric, circa 1946; tunes 150 to 600 kHz. Schematic and operating manual needed. (Thomas L. Greenwood, 2609 La Grande St., Huntsville, Ala. 35801)

John Meck T 60-1 transmitter. **Sonar VFX-680** 75-meter transmitter. Schematics needed. (Earl Robinson, 3656 Highwood Dr. S.E., Washington, D.C. 20020)

Heathkit DX-40 transmitter, circa 1955; has 6 tubes. **Hallicrafters S-20-R "Sky Champion"**, circa 1945; tunes 550 kHz to 45 MHz; has 9 tubes. **Sylvania Model 151** oscilloscope, circa 1950. Schematics needed. **Sears-Roebuck** receiver; tunes 3 bands; has 6 tubes. Instruction leaflet needed. (J. Scott Rupert, 521 N. 7 St., Apollo, Pa. 15613)

RCA 155A C-R oscilloscope; has 5 tubes. Operating manual needed. (M. Schweizer, 1853 28 Ave., San Francisco, Calif. 94122)

Montola R654-PM receiver; tunes BC; has 5 tubes. **National SW-5 "Thrillbox"** receiver; has 5 tubes. **National WTX-30** transmitter, circa 1939; 80-10 meters, 60 watts. Schematics needed. (Richard Mote, 13703 River Forest, Corpus Christi, Tex. 78410)


Simpson AN/PSM-4A multimeter. Operating manual needed. (Jerry De Simone, 994 Karol Way, Apt. C., San Leandro, Calif.)

Detrola auto radio, circa 1932; has 5 tubes. (Leroy Gross, 150 W. Alachua, Cocoa Beach, Fla. 32931)

Stromberg-Carlson 1035PL radio/phonograph combination, ser. 33842; tunes AM, FM and s.w. Schematic, alignment data, and parts list needed. (R. H. Wilson, 8 Del Rey Ct., Vallejo, Calif. 94590)

3AP1 cathode-ray tube basing diagram and data needed. (Bob Palmer, 9612 Raytown Rd., Kansas City, Mo. 64134)

the International MO-23 citizens radio transceiver hides...



under the dash in the console in the glove compartment

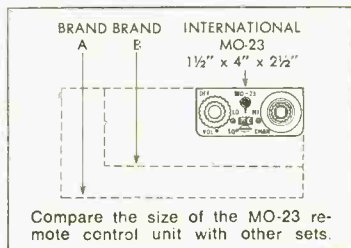
The MO-23 remote control unit is so small it will rest on the palm of your hand (1½" H x 4" W x 2½" D). You can install the MO-23 under the car dash . . . in the glove or console compartment. Compare this versatile mobile two-way radio with other makes. See for yourself how little space this unit really requires. Technically speaking, the MO-23 combines the best advantages of tubes and silicon transistors.

CHECK THESE FEATURES:

- 23 Crystal Controlled Channels
- Miniature Solid State Remote Control
- Illuminated Channel Selector
- Transmit/Receive Trunk Unit
- Transistor Power Supply

Ask your dealer to show you the International MO-23. We think it's a great new transceiver. You will too!

**WATCH FOR INTERNATIONAL "FLYING SHOWROOM '66",
WELCOME ABOARD!**



Compare the size of the MO-23 remote control unit with other sets.

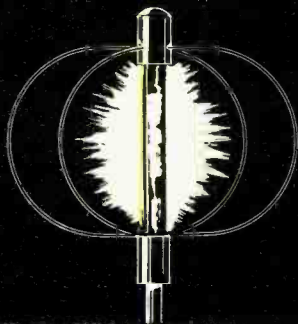
FCC Citizens Radio license required. All use must conform with Part 95, FCC Rules and Regulations.



CRYSTAL MFG. CO., INC.
18 NO. LEE • OKLA. CITY, OKLA. 73102

CIRCLE NO. 15 ON READER SERVICE PAGE

A bunch of us
were sitting around
trying to come up
with a really big new
idea in citizens band
base station antennas,
when suddenly . . .
a light went on!



Meet the **Speakin' Beacon**
—totally new idea in CB
base antennas from the idea
people!

Model M-148 CO-AX OMNI
ANTENNA WITH
**VISUAL RF OUTPUT
INDICATOR!**

- Neon light works on RF energy—no separate electrical connection!
- Stati-light ball dissipates static electricity, minimizes noise.
- Beautiful, brawny polished aluminum construction—built to withstand 90 MPH winds!
- Efficient co-axial design. No horizontal radials needed—easily installs anywhere you can mount a vertical pipe!
- Exceptionally low angle of radiation—maximum talk power down where you want it!
- Gamma matched—very low VSWR!
- Built-in lightning protector!

Lights up when you transmit! Here's a tremendously effective and rugged base antenna for all the range and performance you need, built to the highest quality standards in the industry—but with a sensational new feature never before available on a communications antenna.

Up topside, built right into the famous field-proven A/S "STATI-LIGHT BALL," there's a permanent-circuit neon light. Push to transmit—it *lights up*, triggered instantaneously by the keying of your microphone, visibly verifies your RF power output! Also helps to guide mobiles visually to your 10-20.

CB net price: \$29.95



**the antenna
specialists co.**
division of Anzac Industries, Inc.


12435 Euclid Ave., Cleveland, Ohio 44106

"Stripes of Quality"™

CIRCLE NO. 4 ON READER SERVICE PAGE

COVER STORY

UPDATE TO SOLID STATE



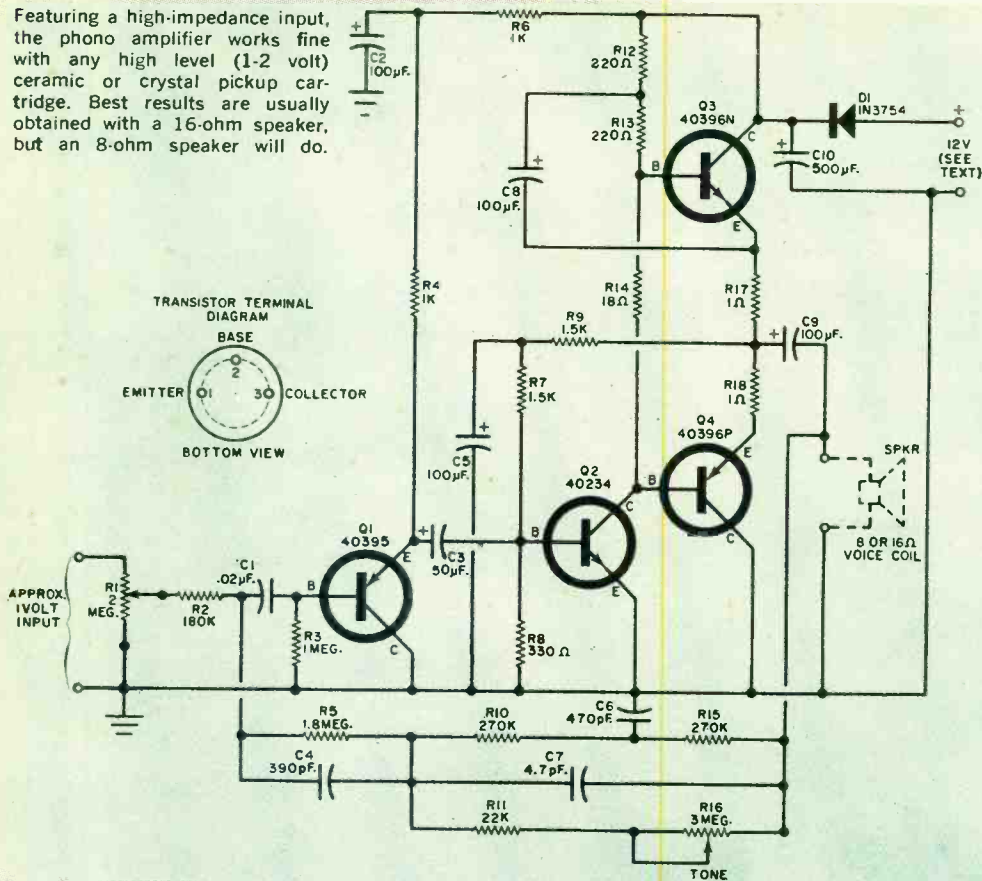
UNLIKE the proverbial "tempest in a teapot," this solid-state phonograph amplifier really kicks up a storm. Featuring push-pull output amplification for more power, less distortion, and truer fidelity, the unit has been designed to satisfy the need for an inexpensive, easy-to-build phonograph amplifier that will operate satisfactorily with most high-level, low-cost ceramic or crystal cartridges.

Whether you'd like to update that old discarded record player or assemble a new one around the solid-state amplifier design, this four-transistor unit is sure to please all but the most discriminating listener.

LOW-COST, INSTANT-PLAY
TRANSISTORIZED
PHONOGRAPH AMPLIFIER
IS IDEAL
REPLACEMENT FOR OLDER
TUBE TYPES

By **LOUIS E. GARNER, JR.**

Featuring a high-impedance input, the phono amplifier works fine with any high level (1-2 volt) ceramic or crystal pickup cartridge. Best results are usually obtained with a 16-ohm speaker, but an 8-ohm speaker will do.



How It Works. The amplifier input from a phono cartridge is applied to the base of emitter follower *Q1* (as shown in the schematic diagram, above) through volume control *R1*, limiter resistor *R2*, and coupling capacitor *C1*. With *Q1* serving as an impedance-matching device, this transistor provides a high input impedance to the source and a low output impedance to driver *Q2*.

Transistor *Q1*'s output, developed across *R4*, is applied to the base of *Q2* through *C3*. Bias for this stage is provided through *R3*. The output of *Q2* is then direct-coupled to push-pull amplifiers *Q3* and *Q4*. The *R7-R8* divider combination, together with *R9* and *C5*, provide a compensated base bias for *Q2*.

A common output from the push-pull amplifiers is developed across emitter resistors *R17* and *R18* and coupled through *C9* to the speaker voice coil.

Resistors *R12*, *R13*, and *R14*, together with *C8*, provide the base bias voltage for *Q3* and *Q4*.

A special type of feedback equalization network in the tone control circuit provides low-frequency roll-off compensation whenever the volume control is turned up fully. The network components consist of *C4*, *R5*, *R10*, *C6*, *R15*, *C7*, *R11* and *R17*. Potentiometer *R16* is the tone control. The main advantage of this equalization arrangement is that it improves tonal quality without introducing excessive losses. The amplifier can be powered directly by a 12-volt battery. However, since the attached record changer will usually be a.c.-operated, it will be advantageous to employ either a 12-volt filament transformer, or make a direct connection to the 12-volt auxiliary winding on the phonograph motor.

Diode *D1* and capacitor *C10* provide a

PARTS LIST

- C1*—0.02- μ F, 50-volt disc ceramic capacitor
C2, C5, C8, C9—100- μ F, 15-volt electrolytic capacitor
C3—50- μ F, 15-volt electrolytic capacitor
C4—390-pF disc or tubular ceramic capacitor
C6—470-pF disc or tubular ceramic capacitor
C7—4.7-pF disc or tubular ceramic capacitor
C10—500- μ F, 25-volt electrolytic capacitor
D1—50-volt PIV diode (RCA 1N3754 or equivalent)
Q1—RCA 40395 transistor
Q2—RCA 40234 transistor
Q3—RCA 40396N transistor (see text)
Q4—RCA 40396P transistor (see text)
R1—2-megohm potentiometer, audio taper (with s.p.s.t. switch *S1*)
R2—180,000-ohm resistor
R3—1-megohm resistor
R4, R6—1000-ohm resistor
R5—1.8-megohm resistor
R7, R9—1500-ohm resistor
R8—330-ohm resistor
R10, R15—270,000-ohm resistor
R11—22,000-ohm resistor
R12, R13—220-ohm resistor
R14—18-ohm resistor
R16—3-megohm potentiometer, audio taper
R17, R18—1-ohm resistor
S1—S.p.s.t. switch (on *R1*)
 1—3 $\frac{1}{4}$ " x 2 $\frac{3}{4}$ " x 3" (approx.) L-shaped aluminum chassis/panel
 2—Heat sink clips (RCA SA2100)
 Misc.—Knobs (2); $\frac{1}{2}$ "-long standoff spacers (4); screws, nuts, lock washers, solder, etc.

All resistors $\frac{1}{2}$ watt


NOTE: A complete kit of parts, including an etched circuit board, is available from DEMCO, 219 W. Rhapsody, San Antonio, Texas 78216, for \$9.50 postpaid


rectified d.c. output to operate the unit. For battery-powered motors, or when you want to use a battery supply for the amplifier, *D1* serves to protect the circuit from an accidental battery polarity reversal.

Construction. The amplifier can be assembled on the 3 $\frac{1}{4}$ " x 2 $\frac{3}{4}$ " x 3" L-shaped aluminum chassis, or on any other convenient-sized chassis. If you are doing a conversion job, investigate the possibility of using the existing chassis; in most cases, it will be quite adequate. You may even be able to use your old volume and tone controls—if these are of the proper resistance. But bear in mind that a metal chassis must be used to provide adequate heat-sinking for output transistors *Q3* and *Q4*. These transistors (RCA 40396N and 40396P) are matched pairs, and must be purchased as such.

It is far more convenient to mount the components on a printed circuit board or simply on a perforated phenolic board than to wire them directly to the chassis. The size board required will be determined essentially by available spacing, but a 3" x 3" board is usually suitable. If you prefer to use a printed circuit board, or want to work from a kit, these are available from DEMCO (see Parts List).

Except for *Q3* and *Q4*, which are mounted underneath the circuit board, all components are visible.



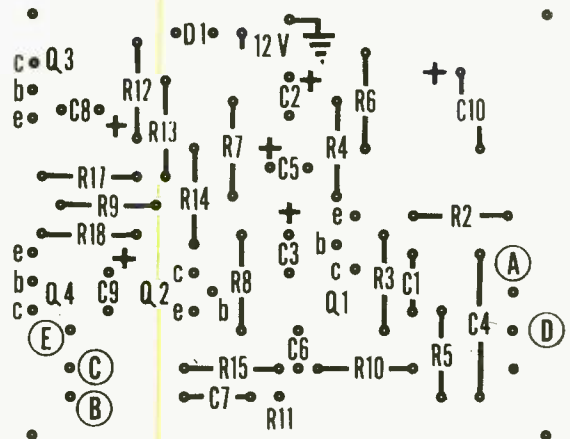


Actual size photos show foil side (left) and component side (below) of printed circuit board that can be used instead of point-to-point wiring. A packaged kit is also available (see Parts List).

It is recommended that the builder employ point-to-point wiring on the phenolic circuit board because of the simplicity of the circuit. Besides, you will get a greater feeling of accomplishment when the job is completed.

Transistors Q_3 and Q_4 are mounted directly on the chassis in any convenient location. The other transistors, Q_1 and Q_2 , can be mounted on the circuit board. As shown in the illustrations, both the volume and tone controls are panel-mounted.


The circuit board is mounted on spacers as shown, although this arrangement can be varied to suit any preferred installation. Connect the external wires from the pickup cartridge to the un-



grounded side of the volume control, and connect the ground shield to a good chassis ground. (Cartridges such as the Sonotone 2TA-S and Astatic 70-TS, 74-TS or 76-TSB can be used.) Connect the loudspeaker voice coil to the "C" and "E" terminals (see schematic).

If an auxiliary motor winding or a filament transformer is used as a power source, connect one lead of the 12.6-volt winding to diode D_1 's anode, and the other lead to ground. If a battery is being used instead, connect the positive lead through a s.p.s.t. switch installed on the volume control (R_1) to the anode terminal of D_1 . In this case, motor power is controlled by a separate switch.

After double-checking your work, apply power—and enjoy good listening.—50—



Transistors Q_3 and Q_4 can be inserted in small plastic cable clamps and installed underneath the standoffs used to support the printed circuit board.

WHY DID IT
TAKE 38 YEARS
TO BRING
COLOR TV INTO
THE
AMERICAN HOME?

THE COLORFUL HISTORY OF COLOR TV

By DANIEL M. COSTIGAN

FORCED by circumstances to lurk “just around the corner” for nearly four decades, color television broadcasting is now triumphing over a hapless past. By the end of 1966, about 10,000,000 homes will have color TV receivers. In fact, there are stories being told that in some cities color TV receivers are selling faster than they can be uncrated.

It has taken a lot longer for the color TV breakthrough to occur than most readers probably realize. The path that color TV had to follow in those four decades was far from smooth. In fact, it is a credit to the many men who persevered in the field as well as to the technology that color TV has become a real entertainment medium.

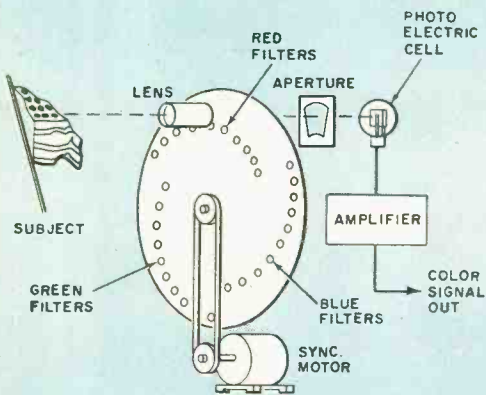
The First Decade. Talking movies and radio were novelties when the Scottish inventor John Logie Baird made England the site of the first color TV demonstration. Two-and-one-half years before the color demonstration in July 1928, Baird had startled the world with his black and white television transmission. Both systems used mechanical scanning, the difference being in the sequential color filtering on the scanning disc in the

color transmission. By today's standards, the original Baird apparatus was crude and cumbersome, but all those that viewed the pictures saw distinguishable colors, properly disposed.

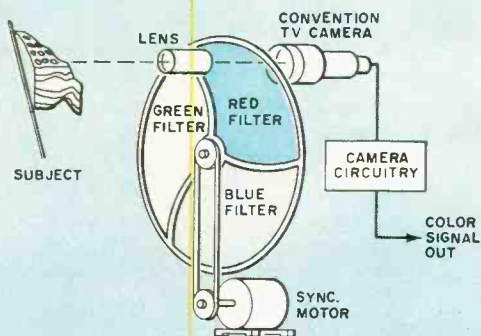
Here, in the United States, in June 1929, color TV was demonstrated by Dr. H. E. Ives of the Bell Telephone Laboratories. Doctor Ives had been working on a “visual telephone” and, using a device similar to Baird's, evolved a bulky array of gas discharge tubes and whirling discs. The essential difference between the Baird and Ives systems was that Ives conceived simultaneous transmission of separate colors within a restricted frequency passband—the idea basic to the system of color TV that would become an industry standard many years later.

Of course, there were other experimenters working with TV and even a few working with color TV, but all employed unwieldy apparatus and achieved inadequate results.

The Second Decade. For some strange reason, color TV lay dormant from about 1929 to 1940, when it was stirred to life again by a young Hungarian engineer,



SEQUENTIAL FILTERING;
MECHANICAL SCANNING



SEQUENTIAL FILTERING;
ELECTRONIC SCANNING

Both of the above illustrations show color field-sequential scanning (other techniques are dot and line). The photoelectric cell "sees" one element at a time as each line of one complete color field is scanned. The color TV camera tube in the electronic scanning system "sees" one complete field at a time, but scanning process within tube results in much the same color signal output as with the mechanical scanner.

Peter C. Goldmark. Working for the Columbia Broadcasting System, Goldmark modified a method proposed for color movies—spinning color wheels in front of the camera and projector lens. The wheels could be synchronized so that a rapid succession of pictures—one for each of the primary colors—could be integrated by the eye of the viewer to form a full color reconstruction of the original scene. This system became known as the "field sequential" system and was the center of heated controversy in the post World War II boom years.

The first CBS color TV broadcasts were transmitted over W2XAB from atop the Chrysler Building in New York City. Visitors to New York can still see the original TV antennas mounted on the four faces of the building.

It was evident that the CBS color TV transmissions suffered from the limitations imposed by the black and white TV scanning standards. With only a 343-line resolution and 120-field rate, there was severe flickering of the brilliant color-saturated images. But, before efforts could be made to solve this difficulty, color TV work was suspended as the United States entered World War II.

At the close of the war, color TV was being considered as a powerful adjunct to black and white TV. On December

9, 1946, with the majority of Americans having yet to see *any* TV, an FCC hearing was convened in Washington, D.C., to decide the future of color TV.

Heartened by successful colorcasts, CBS had petitioned the FCC for the immediate commencement of commercial color broadcasting. To overcome the flickering problem, CBS had moved into the UHF broadcasting band and changed its transmission system to 144 fields and 525 lines. The results were impressive, but practically the entire electronics industry questioned the shift to UHF broadcasting.





Photo from Bell Telephone Laboratories shows a woman being televised back in 1929, wearing a party hat. Color scanning equipment then consisted of a disc, gelatin filters, and multiple photocells.



For a while it looked like color TV would be relegated to an incompatible electromechanical system with a whirling disc as an integral part of the set. But the fact remains that commercial color TV signals were actually transmitted and received more than 15 years ago with this type of equipment. Shown here is a CBS system mounted on an RCA set.

Meanwhile, RCA was not standing by on the sidelines letting CBS steal all the thunder. RCA now entered the FCC hearing with a proposal for an all-electronic color TV transmission method that did away with the whirling disc. This was good news to many, but the RCA system amounted to a complete and separate TV system for each of the three primary colors—the cost of this TV set would be twice that of the CBS receiver. Understandably, the FCC rejected both the CBS and RCA proposed color TV systems. The Commission then initiated a quest for an acceptable color system that would work in the VHF broadcasting band and within the 6-MHz channels.

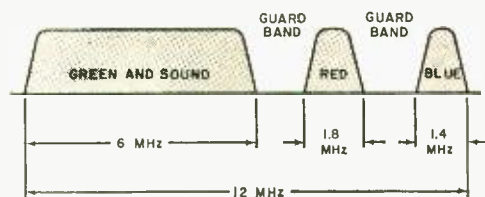
Color TV was going to be a battleground, not so much between the rival systems, but between the advocate of color TV (CBS) and those who insisted that the immediate emphasis of the TV industry should be on black and white. Although General Electric had experimented with mechanical color systems, and Philco and Hazeltine were working on different color TV systems, no company besides CBS thought color TV was ready to market.

The Third Decade. By 1949, the color TV protagonists were ready for another

“go” before the FCC. In renewing its original petition, CBS offered the same system of whirling discs, but modified to permit operation within the 6-MHz channel width of black and white TV. As an expedient, CBS had reduced the number of lines from 525 to 405, but through a technique called “crispensing” had improved the color TV picture; and over a closed circuit, the quality was considered excellent.

A brand-new all-electronic system was proposed by RCA. The revised RCA system—called “dot-sequential”—would broadcast the picture a color at a time, but instead of a whole field being transmitted before a color change (as in the CBS system), the color cycle occurred several times within a scan line.

Significantly, the RCA color signals were received as black and white pictures on black and white TV receivers. The system was “compatible”—the key word in the months to come.



Early color TV signals occupied more than the 6-MHz bandwidth of black and white channels. With the cooperation of the TV industry, the NTSC succeeded in specifying a compatible color TV signal standard also confined to the 6-MHz band width.

While the RCA dot-sequential principle was sound, the electronics were complex and critical of adjustment. Demonstrations were marred by “color crawl,” a form of signal interference between the main TV carrier and the color carrier, plus poor registration from the superimposed images of the three picture tubes.

A “line sequential” system offered by Color Television, Inc. was equally as complex as RCA’s, and also suffered from image registration woes.

Having listened to more than 50 witnesses and sifted through 10,000 pages of testimony, the FCC on October 10, 1950, voted to adopt CBS’s field-sequen-

(Continued on page 90)

WILL CATV REVOLUTIONIZE YOUR TV VIEWING HABITS?


MORE CHANNELS AND BETTER
SIGNALS ARE PROMISED
AS THIS FAST-GROWING
INDUSTRY ASSUMES
PUBLIC UTILITY PROPORTIONS

by **LON CANTOR**

ABOUT 16 years ago, back in the hills of Pennsylvania, a new industry was born. Community antenna TV (CATV) first saw the light of day in the fall of 1950. At that time, television had already become an important way of life for most Americans. Dealers were happily selling TV sets, antenna installations, and service contracts. But, not everywhere. A number of isolated communities were blocked from television reception by high mountains and other circumstances. Further, the FCC had imposed a freeze on new TV channels.

Bob Tarlton, a dealer in Lansford, Pa., was unhappy about the situation. Like dozens of other Pennsylvania towns, Lansford was cut off from the TV world by mountains. Tarlton decided to do something about it. He went to Jerrold Electronics with the idea of mounting an antenna high on a hill outside of town and piping the signals from Philadelphia into Lansford.

Jerrold engineers started to design amplifiers and other devices to make



such a system possible, and before long, the country's first commercially successful CATV system was a reality. The cost of erecting the antenna and cable system was defrayed by a high installation fee, plus a monthly subscription fee. A school holiday was declared in Lansford the day the system was turned on.

Before long, the idea was being copied all over Pennsylvania, and it soon spread to other states. Today, there are approximately 1700 CATV systems operating in 48 of the 50 states (all but Rhode Island and Alaska). The map on page 52 shows the number of systems by state. These systems serve approximately 1.7 million homes, including about 5 million people, or 3% of the viewing audience.

The world's largest CATV system is in Vancouver, Canada, serving 26,000 homes. In the United States, Williamsport, Pa., has the largest system, with 21,000 subscribers.

Costs and Channels. In the early days of CATV, installation rates were very high—sometimes in excess of \$150. This was because the CATV operators were afraid they would be put out of business when the channel freeze was lifted and a town would get local programming. Soon, however, they began to realize that the public was willing to pay for reception of outside programming even when local programming was available. Assured that their businesses were permanent, they lowered installation rates.

Today, hookup to a CATV system in some areas costs less than \$25, and subscribers are offered a free trial period. More important, once the operators were assured of the public's appetite for more programming via CATV, they began

moving into larger and larger communities. From totally isolated communities, CATV moved into towns having one or more local channels. This was possible because CATV offered an increase in the number of channels available.


The earliest CATV system carried only three TV channels, but technology has managed to keep pace with demand. Engineers developed 5-channel systems, then 7-channel systems, and 9-channel systems. Today's CATV systems are capable of carrying up to 12 TV channels, plus 40 FM stations. Thus, viewers in small towns like Williamsport, Pa., can get more and better television reception than people in New York City.

It is only during the past year or so that CATV has really begun to burgeon. New systems are presently being added at the rate of about 40 per month, with the pace increasing rapidly. And system size is growing, too. In 1963, the median system had only 850 subscribers. Now, the median is well over 1200.

Seventy-five percent of all CATV systems are owned by local independent operators, but there are also some giant multiple system companies. H & B American is the largest CATV system operator, followed by Teleprompter Corporation, RKO General Television, Cox Broadcasting and a number of others. Among the prominent equipment manufacturers are Jerrold Electronics, SKL, Entron, AMECO, Viking, and Blonder-Tongue.

Growing Pains. Like most rapidly growing industries, CATV has raised a storm of controversy. It has been opposed by a number of special interest groups including theater owners, TV technicians, and broadcasters, and some distributors and dealers fear that they will be put out of business. While it is true that TV dealers lose some antenna business, they more than make up for it by increased TV set sales and repair service.

Robert Schlosser of Pontiac, Ill., described the impact of CATV on his busi-



At left is the CATV tower and antenna installation at Ormond Beach, Fla. Small building houses head-end equipment, including FM and TV receivers, amplifiers, and power supplies. The various signals are carefully regulated to prevent interference, and to provide good reception.

ness in this way, "More people signed up for the service than we had expected. Some who are signing now, were much opposed to it earlier.

"For a number of years, police radio interference was a very difficult problem for a large part of the city. It was especially bad on the three UHF stations that were desired. Almost any set in our stock is now free of this interference in any location using the cable.

"Color TV and remote control sets are now selling. Very few color sets were in use before the cable came. Fading and interference could not be overcome even with expensive antenna installations.

"Our biggest surprise was the increase in repair service. With steady signals and program variety, people became more critical of their reception. We have had many complete overhauls, including new picture tubes."

Actually, CATV operators need the good will of local dealers and technicians in order to prosper. In Lafayette, Ind., for example, local dealers and technicians were responsible for 1500 of 6500 subscriptions which were sold before the system went into operation in February of last year.


Most CATV operators refuse to lease,

sell or service TV sets. And, in many systems, the rule is that employees of the cable company are not permitted to remove the back of a subscriber's TV set even on their own time, such action being grounds for dismissal.

Some industry experts estimate that 90% of all TV homes get very poor color TV reception. Cable systems, especially in areas like New York City, can overcome this problem. A good cable system can deliver perfect color pictures to its subscribers on several channels. Thus, color TV should help CATV, and CATV should spur sales of color receivers.

Broadcasters On The Fence. Broadcasters have taken a rather ambivalent stand on CATV. As a group, the National Association of Broadcasters (NAB) see CATV as a threat. They claim that community systems will drive weak stations off the air and keep new channels—especially UHF channels—from starting operations. Individually, many broadcasters support CATV. According

Final step in cable run is installation of drop line to the subscriber's home (below). In most areas, the CATV cable must be placed at least 40 inches below electric lines and 12 inches above the telephone lines.



Cable can be run underground or on poles. Space on existing poles is rented for about \$2.50 per pole, annually, plus insurance. Experienced crew can string up to 14 miles a day.

to Dr. Martin Seiden, an economist hired by the FCC to study CATV, nearly one-quarter of all television station licensees are actually in the CATV business themselves.

The broadcasters first raised the "economic injury" issue in 1959, when there were only about 800 CATV systems. Although the number of CATV systems has more than doubled since then, the broadcasting industry has also been enjoying a tremendous boom. As of a recent accounting, 111 new commercial channels, and 65 new educational channels have come on the air since 1959. Of these new stations, 33 commenced operations in areas served by CATV.

Dr. Seiden's report to the FCC stated that 86 stations in the U.S. reported declining revenue during 1963. More than three-fourths of these had no CATV systems operating even in the fringes of their signal areas. Dr. Seiden concluded, that "CATV penetration has not been a direct cause of declining revenue."

Public Service Elements. A new cable TV system has a profound effect on the community it serves. For example, Mayor R. K. Ellings of Winona, Minn., wrote: "Our local cable system started with eight channels of service, added a ninth, added the background music service, then the weather service, later added a tenth television channel and, most recently, five channels of Minneapolis FM radio—without ever changing the initial rates . . . We promote it (CATV service) in our industrial brochures . . . if it weren't a good service, people wouldn't buy it."

In addition to entertainment channels, CATV systems can supply any or all of the following services:

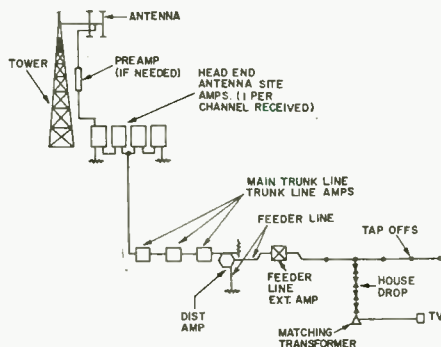
(1) A local Time-Weather-Music channel.

(2) Free cable service to libraries, schools, hospitals, police stations, etc.

(3) A direct line to the U.S. Weather Bureau. This feature enables an advisor at the weather bureau to pick up a "hot line" phone to report emergency weather information. The "hot line" overrides the audio on all channels carried by the cable. When a storm is due, people get instructions and information fast.

(4) A local channel for the use of fund drives, charitable institutions, municipal officials, etc.

HOW A CATV SYSTEM WORKS



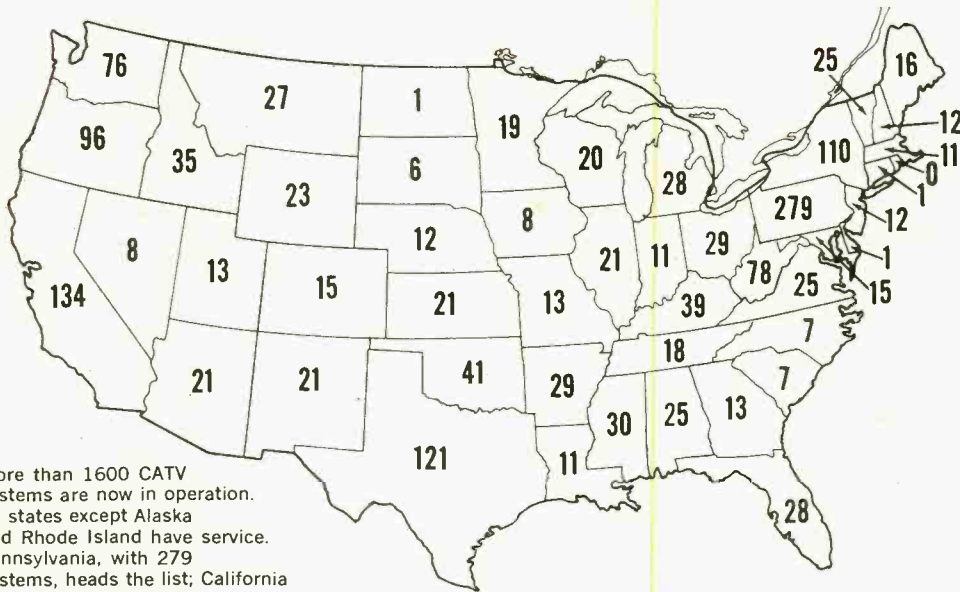
A tower is erected on a favored antenna site. Antennas for each channel to be received are mounted on the tower. The antenna signals are amplified by a preamplifier (if necessary) and then sent to the head-end of the system. The head-end, which is usually enclosed in a concrete "shack," amplifies and processes all of the signals. It eliminates interference and carefully balances and regulates all signals.

The output of the head-end then goes into trunk-line amplifiers. For reliability, most CATV systems use solid-state amplifiers. Spacing between amplifiers must be carefully calculated. Since cable attenuates some channels more than others, slope controls are necessary. Also, thermatic equalizers are used to compensate for changes in cable slope with changes in outside temperature. Finally, automatic gain-control units are used every third amplifier to keep the signal strength constant. Too much signal overloads the amplifier, causing "windshield wiper effect"—a dark vertical shadow moving back and forth across the TV screen. Too little signal can cause "snow."

Once the signal is brought into town by the trunk-line, it is split into feeder-lines by distribution amplifiers. Long feeder-lines require line extension amplifiers. Feeder-lines are sent all over town. Subscribers' homes are connected to the feeder-lines through tap-offs—devices which send a tiny amount of the signal into the feeder-line to a subscriber's TV set, yet provide high isolation between the set and the feeder-line.

The entire CATV system uses coaxial cable, which cannot be connected directly to an ordinary TV set. Therefore, a matching transformer is mounted on the back of each subscriber TV set. If the home has two or more TV sets, a splitting device is used inside the house. Special splitting devices are available for connecting FM receivers to the line from the tap-off.

Just in case you would like to buy a CATV system, costs range from \$150,000 to \$5,000,000, depending upon the number of channels and the size of the community. Average system costs more than \$300,000.



More than 1600 CATV systems are now in operation. All states except Alaska and Rhode Island have service. Pennsylvania, with 279 systems, heads the list; California is next with 134 systems.

One of the most impressive non-entertainment uses of CATV is as an aid to educational TV. Some 169 communities across the nation get educational TV programming by cable. All told, CATV systems serve about 156,000 students in 435 educational institutions including public schools, parochial schools, and colleges. In most cases, operators provide their services free to schools.

Future of CATV. CATV could eventually provide every person in the country with a variety of excellent TV reception. Already, systems are using microwave to bring in channels hundreds of miles away. Soon, it will be possible to bring in TV reception from other countries. One of these days a TV viewer in New York should be able to tune in on a live BBC broadcast from London featuring a group performing Shakespeare. Or an American soldier stationed in Japan might watch a live presentation of the "Miss America" contest.

CATV systems presently exchange programs between Canada, New York State, Ohio and Michigan. The French-speaking residents of Berlin, N.H., now enjoy French-language programming from Montreal via cable. Similarly, Spanish-language programs from Mexico are taken by cable to the Spanish-speaking minorities in southern California.

Although your TV dial has space for only 12 VHF channels (2 through 13), CATV can make it possible for you to receive as many as 20 or 40 channels. All you would need to tune them in, if the channels were on the cable, would be an inexpensive converter on the back of your TV set.

All of this indicates that CATV may well be the answer to the desire for more varied programming everywhere. The CATV operator with 40 channels at his disposal is not like a TV broadcaster with only one.

When there are many more channels available at any one time, it is possible to present highly specialized programs, even programs of interest to a limited number of people, on some channels, and the general interest programs on the other channels, to retain the entire audience. The broadcaster who can deliver only one program at a time usually strives to capture as many people as possible by presenting a middle-of-the-road program of broad general interest.

CATV—Present. CATV is presently fighting for its place in the total communications picture. In February, 1966, the FCC issued regulations covering nearly all CATV systems and freezing CATV's movement into the top 100 met-

(Continued on page 102)

BUILD A HANDFUL OF POWER

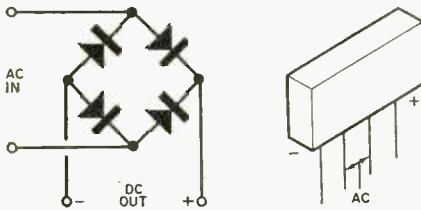


TINY MODULAR
RECTIFIER CIRCUITS
SIMPLIFY
CONSTRUCTION OF
A.C.-OPERATED
D.C. POWER SUPPLIES

By **EDWARD M. LONG**

A NEW generation of pre-packaged full-wave bridge rectifiers for a.c.-operated low-voltage d.c. power supplies has recently appeared on the horizon. Made of matched diffused-junction silicon rectifiers encased in epoxy, these units can be used with any filament transformer to provide a "handful" of d.c. power for operating transistorized circuits, low-voltage d.c.-operated equipment, or for test purposes.

These prepackaged rectifiers are cur-



Hardly bigger than a thumbnail, the new prepackaged bridge rectifiers offer numerous advantages to the circuit designer as well as to the experimenter.


rently being produced by a number of firms, and are being marketed through electronic parts distributors. The Mallory FW-50 unit, rated at 1.5 amperes, 50 PIV, was selected for illustrative purposes. It can be used with either a 12-volt or 24-volt miniaturized filament transformer.

The power supply in the photo shows the rectifier module mounted on the transformer (Olson Electronics T-290) and connected through a terminal strip. Both the rectifier and the terminal strip are fastened on the transformer with epoxy. The extra lugs on the terminal strip can be used for mounting a filter circuit, if one is desired.

As shown in the diagram, the a.c. input leads are connected to the center legs while the d.c. output leads are connected to the outer legs. If it is desired to improve the d.c. regulation of the power supply, a bleeder resistor can be connected across the d.c. output terminals. The value of the bleeder will depend on the load requirements. -50-

THE CRT SLAVES


By AL JOHNS



"First, I'll give you the good news! Your cabinet's in excellent shape."




"So long, Freddie... I'm running away from home."



"Hold that perfectly still—this is the delicate operation."



"What's in the survival kit?"



"Jimmy's set isn't working."

BUILD THE LITTLE HONKER

By LYMAN E. GREENLEE



ON YOUR BOAT or on the road . . . on your farm or in your plant—or wherever you may roam—the “Little Honker,” with its distinctive reverberant sound, will serve as an emergency siren, a foghorn or a come-’n’-get-it-horn. Small in size but big in performance, the unit incorporates a 12-volt-operated transistorized circuit that delivers an output of 15 watts to any attached horn or external speaker system.

The versatile Honker circuit provides two manually selectable tones in addition to a siren-like sound to add urgency to your call or alarm. The basic unit is equipped with an 8-ohm speaker that serves as a monitor but which can be used as a low-power signaling device.

How It Works. The circuit (Fig. 1) consists essentially of a low-frequency oscillator, $Q1$, which also doubles as a power amplifier. The oscillator frequency—and thus the pitch of the horn—is determined essentially by the value of base resistors $R3$ and $R4$ and capacitor $C1$. Thus, when $S2$ is pressed to remove the shunt across $R3$, the oscillator frequency is lowered because of a timing change. With switch $S3$ closed, flasher lamp $I1$ intermittently shunts the $R3$ - $R4$ combination, producing a siren-like effect. Resistor $R1$ provides operating bias for $Q1$.



HONK HONK

AN AMAZING, LOW-COST,
HIGH-POWER, TRANSISTORIZED
SIREN—PERFECT FOR
HOLIDAY CAMPING, PLEASURE
BOATING, OR WINTER SPORTS

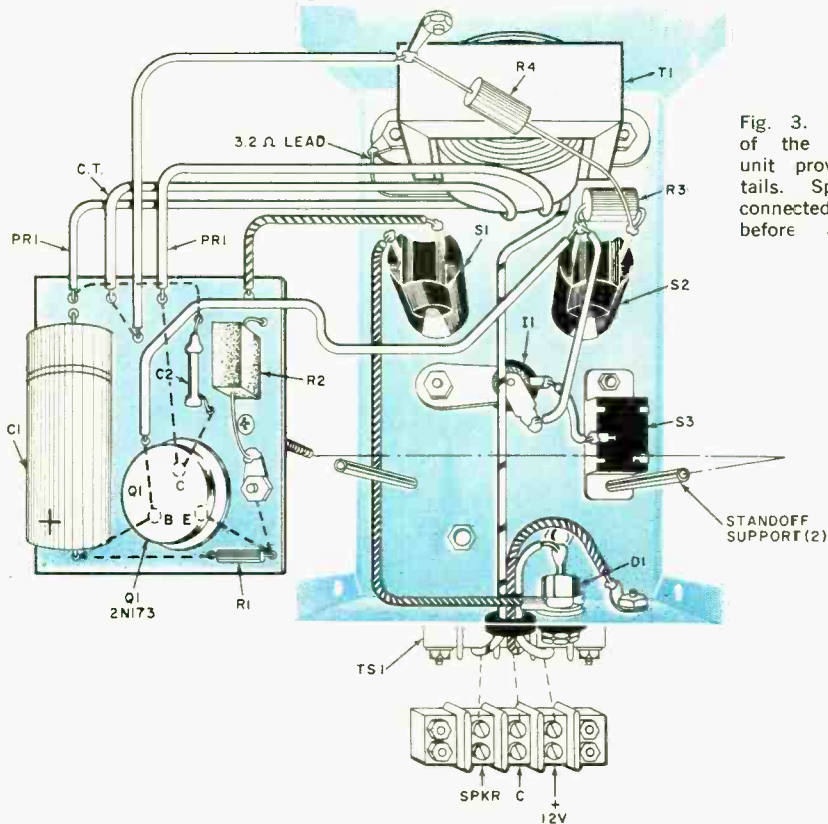




Fig. 3. Pictorial diagram of the fully assembled unit provides wiring details. Speaker must be connected to terminal strip before applying power.

PARTS LIST

- C1—500- μ F, 25-volt electrolytic capacitor
- C2—0.05- μ F, 600-volt ceramic capacitor
- D1—1N341A diode, 6 amperes, 50 PIV, with mounting kit
- I1—Flasher lamp (General Electric 257, available from auto supply stores)
- Q1—2N173 transistor
- R1—100-ohm, $\frac{1}{2}$ -watt resistor
- R2—1-ohm, 5-watt wirewound resistor
- R3—15-ohm, 2-watt carbon resistor
- R4—82-ohm, 2-watt carbon resistor
- S1—Normally open push-button switch
- S2—Normally closed push-button switch
- S3—S.p.s.t. slide switch
- SPKR 1—3-watt, 8-ohm speaker (Minibox S-602, Olson Electronics, Akron, Ohio)
- SPKR 2—3.2-ohm speaker
- T1—Output transformer: primary, 48 ohms center tap; secondary, 3.2 ohms (Lafayette AR-503 or equivalent)
- TS1—3-pin terminal strip (Cinch-Jones 3-540)
- 1— $5\frac{1}{4}$ " x 3" x $2\frac{1}{8}$ " Minibox (Bud CU-2106A)
- 2— $\frac{5}{8}$ "-long brass rivets for circuit board standoffs (use $\frac{3}{4}$ " No. 6 screws inside)
- Misc.—Bayonet socket for flasher lamp; $\frac{3}{8}$ "-o.d. rubber feet (4); $\frac{1}{2}$ "-o.d. rubber grommet; \mp 6 solder lugs (3)



Underchassis view shows component board mounted on $\frac{5}{8}$ "-long rivets used as standoff supports.



Full view of the Little Honker shows the operating switches, flasher and speaker mounted on Minibox.

forated phenolic board. The transistor has a $\frac{3}{8}$ " mounting stud with a nut and washer that secures it to the circuit board. When the board has been assembled, lay it aside for the time being, and get back to the Minibox.

Using two 8-32 x $\frac{3}{8}$ " screws, mount the transformer under the chassis. Install a #6 solder lug under one of the mounting screws as shown. Install the switches, diode (observe polarity, and do not overheat when soldering), and flasher lamp socket. Then install the terminal strip on the outside of the case.

Mount and secure the Minivox speaker bracket on the case. Connect and solder the two leads going from *I1* to *S2* and from *I1* to *S3* before mounting the component board under the chassis. As shown in Fig. 3, the board is mounted on the two $\frac{5}{8}$ "-long standoff spacers, and is secured with 6-32 x 1"-long screws, nuts, and lock washers.


Install *R3* and *R4* and complete the remaining wiring connections. Check all wiring against the pictorial (Fig. 3) and schematic (Fig. 1) to make sure your work is complete.

Insert the GE 3257 flasher bulb in its socket, mount *SPKR 1* in its support, and connect the voice coil wires of this

speaker to the *SPKR* and the common (C) terminals on the terminal strip. For maximum loudness, you can connect a large speaker in parallel with the monitor speaker. If you choose the proper series/parallel combination, several speakers within the unit's power rating can be used. Remember that for maximum efficiency, the combined speaker impedance should be in the 3- to 4-ohm range.

Installation and Operation. Connect a 12-volt d.c. power source between the "12V" and "C" terminals on the terminal strip. Your car battery, a lantern battery, or filtered a.c.-operated power supply will be quite suitable. Small transistor batteries can also be used although these may be quickly dissipated because of their low ampere/hour rating.

The Honker will sound whenever you press *S1*, the on-off switch. When the slide switch (*S3*) is flipped on, the flasher lamp is routed in the circuit, and a siren effect will be produced just as soon as the bulb warms up. Switch *S2* produces two different tones, depending on its setting. The Honker is virtually maintenance-free, and should give you many seasons of reliable service. —30—



Battery and speaker connections are made, respectively, to the "12V" and "S" taps on the terminal board. The "C" lug is grounded to the chassis.

CUTOFF/SATURATION QUIZ

By **ROBERT P. BALIN**

The pattern displayed on an oscilloscope can, if properly interpreted, tell you a great deal about the circuit operation. For example, it can tell you if an amplifier stage is distortion-free, or whether it is operating with too much or too little bias. Flattening or clipping of the positive or negative peak of an input sine wave is the most obvious indication. Other indications include the position of the waveform above or below the zero volt or base line in a d.c. oscilloscope function. In the illustrations below (1-8), a d.c. scope is shown connected

to various points in both tube and transistor circuits. From the displayed waveform, a skilled technician should be able to determine whether an amplifier is operating in its cutoff (C) or its saturation (S) region. HINTS: Remember that as a tube (or transistor) approaches saturation, its plate (or collector) voltage decreases; conversely, this voltage increases as the tube (or transistor) approaches cutoff. Note polarity of scope hookup. The encircled input sine wave is the symbol for generator and does not indicate signal phase.

| | |
|----------|----------|
| <p>1</p> | <p>2</p> |
| <p>3</p> | <p>4</p> |
| <p>5</p> | <p>6</p> |
| <p>7</p> | <p>8</p> |

**RCA'S
new career
book can
be your
success story.**




The Most Trusted Name in Electronics

Home Training

Find out about . . .

- RCA Institutes Career Programs.
TV Servicing • FCC License Preparation • Automation Electronics • Automatic Controls • Digital Techniques • Telecommunications • Industrial Electronics
- Nuclear Instrumentation • Solid State Electronics • Electronics Drafting.
- How RCA's "Autotext" programmed instruction teaches electronic fundamentals—the faster, easier, way to technical learning.
- RCA Institutes' liberal tuition plan—the economical way to learn electronics.
- The prime quality electronics kits students receive at no extra cost.
- How RCA Institutes Home Training has helped its students enter profitable electronics careers and continually advance in their fields.
- For your free copy of RCA Institutes 1966 Home Study Career Book, just mail the attached postage-paid card today.




*All RCA Institutes
programs and courses are
approved for veterans
under the new G.I. Bill.*

Classroom Training

- Located in New York City, RCA Institutes is one of today's largest of its kind, and provides excellent classroom and laboratory facilities.
- Previous technical training is not required . . . special preparatory classes are available for students who have not completed high school.
- Day and evening coeducational programs start four times a year.
- Free placement service has in recent years placed 9 out of 10 graduating students.
- Complete descriptive catalog free on request . . . check classroom training on attached card.


Both Home Training and Classroom Training programs are also available in Spanish. Check Spanish on attached card and appropriate information will be rushed to you.

RCA INSTITUTES, Inc., Dept. PE96 A Service of Radio Corporation of America,
350 West 4th Street, New York, N.Y. 10014



ZERO-BEATING THE NEWS

TALK ABOUT TRAFFIC—The ultrasonic traffic detectors shown below are destined for New York City's automated traffic control center. Developed by Sperry Rand, the radar-like devices use subaudible sound waves to detect the presence or motion of any type of vehicle. Mounted above or to the side of a thoroughfare, each can cover one, two, or three traffic lanes.




INFINITE IMPEDANCE—Perma-Nuclear battery by General Radioisotope Processing Corp. produces the same current (5×10^{-13} amperes) into a dead short as into a high-resistance load.





SIMULATED "ASTRONAUT"—An electronic acoustical testing dummy that "talks" and "listens" has been developed by CBS Laboratories for NASA's Manned Spacecraft Center. Representing every contour of the average astronaut's head to within 0.1", it will be used to evaluate personal communications systems such as space helmets, earphones, and microphones.



COMMUNICATION BY CABLE—Coded signals and telephone conversations are transmitted to moving cars directly over hauling cables of cable-car systems by new ITT communication system utilizing magnetic waves. Shown above is transformer coil of Dachstein aerial cableway (Vienna) launching a magnetic wave.

TESTING FOR MOON FLIGHT—Instrument unit for NASA's Saturn/Apollo launch vehicles is lowered into space simulation chamber (left) at Douglas Aircraft's Space Systems Center to undergo environmental testing in conditions typical of those which will be encountered during flights to the moon.



TWO-POUND RADAR—"Blind" firing of man-held weapons in jungle environments is now possible with a 2-pound radar developed by Radio Corporation of America. Only slightly larger than a pie box, the device can locate moving objects smaller than men and distinguish between such targets as walking and running men and animals, and between jeeps, trucks, and tanks. Sounds generated by the radar are created by Doppler effect—frequency change of radar's 9-gigahertz signal is converted to sound frequencies so operator can determine type of target.



THE WAR ON SKATING

By HANS FANTEL

IMPROVEMENTS IN TONE ARMS HAVE REVEALED A NEW FORCE TO PLAGUE HI-FI ENTHUSIASTS—BUT IS IT SO IMPORTANT?


LOOK AT some new-model hi-fi tone arms and you'll find them studded with odd little gizmos: dials; pointers; mysterious setscrews; and midget counterweights zooming up and down on strings and pulleys like pigmy elevators. With all this extra hardware, some tone arms look like a cross between the moon "Surveyor" satellite and a Polynesian outrigger.

All of these odd pieces of hardware are weapons in the new war on skating. When hi-fi fans talk about skating—and

Garrard's Lab series of automatic turntables incorporates an adjustable counterweight to provide anti-skating bias. Skating—as shown in the illustration above—is the tendency of a tone arm to "pull" toward the center of a disc. If the record has no grooves to hold the stylus, the arm will skate.

most of them do these days—it has nothing to do with ice or the roller rink. It happens on a record. The term "skating" refers to a sneaky force that makes the tone arm skid inward on a record even if the turntable is perfectly level. Without "anti-skating" countermeasures and if the arm is properly balanced, the skating force won't make the arm skitter all over the disc, but the stylus *will* push

The user sets both of the dials on the Dual 1019 auto/professional turntable to identical readings. The dial at the right sets stylus pressure and the dial in the center sets anti-skating compensation.



steadily on the inner wall of the record groove, trying to push toward the center. The result is lopsided groove tracking.


If you now have a good, low-friction tone arm, you can demonstrate the skating effect by a simple experiment. All you need is a smooth, grooveless record—a lacquered recording blank used for disc recording is ideal for the purpose. Start the skating test by leveling the turntable with a spirit level, then lower your tone arm and stylus on the spinning grooveless disc. With the turntable level and no grooves to guide the arm, you'd expect the arm to stay right where you put it or be flung out off the record. But an invisible force seems to grab the arm, and it "skates" toward the center.

Just what accounts for this uncanny skating force that seems to defy the laws of equilibrium? The answer is shown in the drawing on page 69. But the big question remains: What happens when you're playing a regular recording? What does the skating force do to the music?

Where the Squabbling Starts. Even expert opinions clash head-on. "It's at least as serious as any other factor known to introduce record playback distortion," insists Julian Gorski, President of United Audio Products, U.S. representatives for Dual automatic turntables. Acting on this conviction, Dual engineers equipped their top-rated Model 1019 record player with an anti-skate mechanism in the tone arm.

They could have saved themselves the trouble, thinks Edgar A. Villchur, who heads Acoustic Research, Inc. Taking

This British-designed tone arm introduced a new dimension in record playback. Among the many unique features of the Shure/SME tone arm is the anti-skating bias adjuster, which is a weight that varies its pull as tone arm travels across the record.



the opposite view, Villchur is convinced that skating makes no difference in the sound you hear. The only drawback of skating, he claims, is that it makes it necessary to increase the tracking force by about 10 to 15 percent.

"The question then becomes," says Villchur, "whether the inclusion of an anti-skating device is worth it." His own answer is clear. He didn't bother to put any anti-skate mechanism on the arm of the highly regarded Acoustic Research "AR" record player.

With the experts at odds, the average audio fan must weigh the facts for himself. He must sift the evidence, find out what happens and why.


What Happens. Picture the stylus riding the groove of a stereo disc. Ideally, it should contact both sides of the groove with equal pressure so that both stereo channels are precisely traced. Yet the skating force shoves the stylus up against the inner groove wall. The result is triple trouble:

(1) The extra push on the inner wall adds extra wear to that side—also the inner stylus surface wears out sooner.

(2) Pushed away from the other groove wall, the stylus no longer makes permanent contact with all groove wiggles, and for small fractions of a second, rattles loosely in the groove. This inability to follow the exact musical waveform results in distortion.

(3) With one-sided pressure constantly acting on the stylus, it gets pushed off-center. Riding on a bias may put a

A dangling weight is also used in the Thorens Model TP14 professional tone arm to counteract skating.



slight permanent kink in the stylus suspension and eventually unbalance the stereo effect by limiting the free stylus swing on one side.

The Fighters. One group of designers has come up with a variety of odd gismos—some working by weight, some by springs—to counteract the skating force. The idea is to apply an equal and opposite force to the tone arm to cancel out the skating force.

The trouble is that the skating force doesn't stay constant. It varies as the arm swings across the record. Also, it depends on the amount of stylus pressure, stylus diameter, and even on the type of record material. Anything alter-

ing the friction between stylus and record also alters the skating force. It took a lot of ingenuity to design anti-skate mechanisms to take account of all these variables, and in the latest crop of tone arms, you find various solutions to the problem.

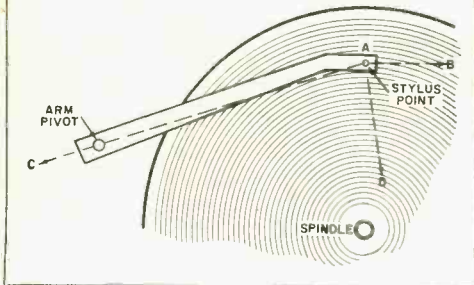
Among professional-type tone arms, the ADC "Pritchard" model, the Shure-SME 3009, and the new Thorens TP-14 sport peculiar-looking antiskate devices: tiny counterweights riding up and down on strings and pulleys as the tone arm moves across the disc. Among record changers, Garrard's Lab 80 has a calibrated sliding weight on a flip-type lever. And about the neatest and easiest-to-adjust anti-skate mechanism is built into the Dual 1019. You just set a dial to a figure corresponding to the tracking force required for your cartridge. A non-fatigue precision spring-and-lever arrangement takes care of the rest. Miracord recently adopted a similar arrangement for its Model 50-H changer. In each case, the instruction book tells exactly how to adjust these new devices.

WHY TONE ARM SKATES

The skating force stems from the strange geometry of tone arm tracking. If the stylus traveled in a straight radial line toward the center of the disc, the whole problem wouldn't come up at all. All forces would then be balanced and symmetrical. No side-thrust would develop.

But the stylus doesn't travel straight. It swings in an arc around the tone arm pivot. What's more, the cartridge rides crooked, offset by an angle on the arm. This offset angle is calculated to assure more accurate tracking—to keep the cartridge nearly tangent to the record groove at all points of the play. But at the same time, it makes the geometry nonsymmetrical. Therefore, the friction force on the stylus becomes nonsymmetrical also. As shown in the diagram below, side-thrust develops against the inner groove wall. That's the origin of the skating force.

As shown, record friction pulls the stylus in direction A-B. The reactive force of the arm pulls back in direction A-C. The result of the angle between these two lines is side-thrust D—the skating force. It's like tying a rope to a tree, then running it around a person, and pulling at the loose end. The rope will try to straighten out, pushing the person sideways. In tone arms, it's the stylus that gets pushed.




Con & Pro. All this ado is about nothing much, claims the opposition group of audio engineers. They have done some fancy figuring to prove that the sideways thrust of the skating force is only about one-tenth the downward stylus pressure. Since today's top cartridges ride at pressures of 2 grams or less, that leaves just about 0.2 gram skating thrust. Too little to bother about, they say.

Those are fighting words to hard-bitten hi-fi'ers who insist that the whole idea of high fidelity is the pursuit of perfection. No flaw, no matter how slight, can be ignored.

The anti-skaters argue that the better your cartridge, the more sensitive it is to skating distortion. The higher the stylus compliance, the more easily the stylus bends sideways under skating stress. And the better the bearings in your tone arm—with less friction drag to bind it—the more readily it skates.

"In the early days of stereo, when arms and cartridges were fairly stiff-jointed," says Gorski, "you could afford to ignore skating. But the best of today's equipment is so sensitive that even

(Continued on page 98)



BUILD A LONG-TAILED PHASE INVERTER

By DAVID B. WEEMS

NEW LABYRINTH-TYPE SPEAKER ENCLOSURE DESIGN ANSWERS OLD QUESTIONS WITHOUT RAISING NEW ONES

IF THERE'S one thing most audio experts seem to agree on, it's that the battle over the relative merits—or demerits—of different speaker enclosure designs rages on unabated.

Advocates of the labyrinth-type enclosure have long attested to its superior reproduction qualities at the lower limits of the speaker's frequency range. They also claim better transient response and less obvious effects of any mismatch.

Proponents of the bass reflex type enclosure counter by noting that one can easily correct a mismatch in a bass reflex cabinet without resorting to major surgery. They will even admit to superior low-frequency response in horns or pipes while claiming that the latter tend to impede reproduction in the midrange.

Many authorities have downgraded the bass reflex enclosure by stating flatly that if critics call the labyrinth a reso-

nant pipe, then the bass reflex is nothing more than a resonant box.

But even the most fanatic partisan will admit, privately, that not even his own pet speaker system is perfect. That being the case, any new speaker or enclosure design always evokes a great deal of interest—and suspicion.

A New Design. From England comes a new speaker enclosure design which has been dubbed an *acoustical transmission line* by its designer, A. R. Bailey, of the Bradford Institute of Technology. At first glance, it looks somewhat like a labyrinth enclosure, except that the length of the pipe—eight feet—suggests a departure from labyrinth design.

An unusual feature is that the cabinet is filled with long-fiber wool, in contrast to the common practice of just lining the wall surfaces of an enclosure. In all

probability, Bailey got his name for the enclosure from a theory for electrical transmission lines, which states that if a line of finite length is terminated in a resistance equal to the characteristic impedance of the line, disturbances along the line are not reflected back to the source, and such a line will behave as though it were of infinite length. The fiber wool acts as the terminating resistance in an acoustical transmission line.

But the more you look at Bailey's enclosure, the more it looks like a modified labyrinth. Recall that labyrinths provide maximum damping at one-quarter wavelength while maximum sound output is obtained at one-half wavelength. The 8' length specified by Bailey corresponds to a quarter-wavelength at 35 Hz—just about the resonant frequency specified for the woofer.

In reality, Bailey's contribution seems to be mainly the long-fiber wool which damps resonant frequencies and produces an ultra-low-pass filter that eliminates midrange interference. Also, with this design, speaker mismatch is difficult to detect.

Bailey's speaker enclosure design employs an oval-shaped British speaker that is not generally available. It has, therefore, been modified slightly by the author to accommodate an American-made low-resonance 12" speaker—the Allied Radio KN-888HC. Also, since long-fiber wool is not generally available, kapok has been substituted.

The enclosure presented here performs well in the 50 to 60 Hz range and has excellent transient response. But this doesn't mean that everybody will like it; after all, not everybody likes lobster, either.

Incidentally, this version of Bailey's enclosure is called the *long-tailed phase inverter* simply because it has an extra-long curled tube which reverses the phase of the low-frequency rear wave coming from the speaker to reinforce—rather than cancel—the sound coming from the front of the cone.

Construction. An important design feature of any speaker enclosure is its rigidity. And although labyrinths are not subject to unduly high pressures, every precaution must be taken during construction to insure the utmost in rigidity.

BILL OF MATERIALS

2—4' x 7' sheets of $\frac{3}{4}$ " plywood
 1—10' length of $\frac{3}{4}$ " x $\frac{3}{4}$ " clear pine (for cleats)
 1—5' length of $1\frac{1}{2}$ " x $\frac{3}{4}$ " clear pine (for cleats)
 1—Box of #8 x $1\frac{1}{4}$ " flathead wood screws
 24—#8 x 2" flathead wood screws (for sides)
 4— $\frac{1}{4}$ " x 2" bolts (for mounting speaker)
 3—Pounds of loose kapok
 Misc.—Grille cloth, wood trim, nails, glue, cheese-cloth, wool or cotton batting, clamps

This means that screws should be closely spaced and in tight, and that all joints should be glued in place.

Your first task, of course, will be to cut the plywood and pine cleats to the sizes specified in the Table Of Dimensions. One important rule of thumb is to *measure twice, cut once*. Also, a note of caution: when cutting out the 18" slot in panel K, be careful to make the slot just wide enough to accommodate panel J snugly.

Overall dimensions for the enclosure, including measurements for panel mounting, are given in Fig. 1. Additional construction details appear in Fig. 2. Note that panel H is first cut at 45° so that one side has a width of $5\frac{3}{4}$ " while the other is only $5\frac{1}{4}$ " wide. Then the longer side is trimmed down so that the thickness of the tapered edge is $\frac{3}{4}$ ".

After sanding down all the panels, and before assembly, draw a guide line through the middle of panels G, H, I, and

Table of Dimensions

| IDENTIFICATION | SIZE | QUANTITY |
|---|---|----------|
| $\frac{3}{4}$" Plywood | | |
| A, B | 22 $\frac{1}{2}$ " x 37 $\frac{1}{2}$ " | 2 |
| C, D | 18" x 37 $\frac{1}{2}$ " | 2 |
| E, F | 18" x 24" | 2 |
| G | 22 $\frac{1}{2}$ " x 14 $\frac{1}{2}$ " | 1 |
| H | 22 $\frac{1}{2}$ " x 6 $\frac{1}{4}$ " | 1 |
| I | 22 $\frac{1}{2}$ " x 6" | 1 |
| J | 22 $\frac{1}{2}$ " x 18" | 1 |
| K | 9 $\frac{3}{4}$ " x 23" | 1 |
| $\frac{3}{4}$" Clear Pine | | |
| Front (lower) | $\frac{3}{4}$ " x 23" | 2 |
| Front (bottom) | $\frac{3}{4}$ " x 10" | 2 |
| Front (top) | $\frac{3}{4}$ " x 22 $\frac{1}{2}$ " | 1 |
| Sides (upper) | $\frac{3}{4}$ " x 13 $\frac{1}{2}$ " | 2 |
| Sides (lower) & diagonal brace | | |
| for back | 1 $\frac{1}{2}$ " x 36" | 3 |
| Rear (top & bottom) | 1 $\frac{1}{2}$ " x 22 $\frac{1}{2}$ " | 2 |

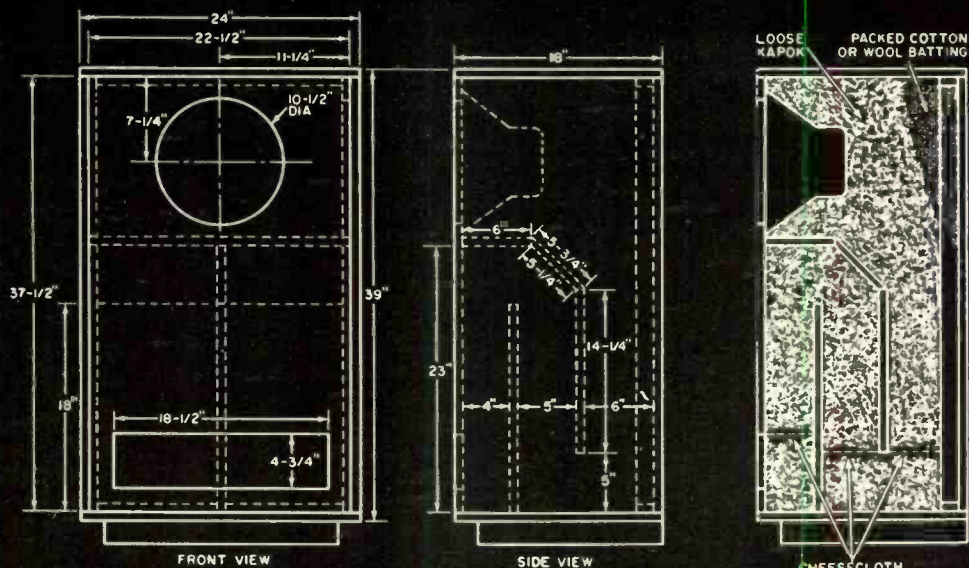


Fig. 1. Overall dimensions are provided in front view drawing of phase inverter enclosure (above). Location and mounting dimensions of interior panels are shown in the side view. At upper right, finished cabinet is packed with kapok, while interior surfaces are lined with a thin layer of cotton or wool batting.

Fig. 2. The slot in panel K (below) must be cut to close tolerances to insure a tight fit during assembly. Panel H is first cut at a 45° angle and then the points are cut off.

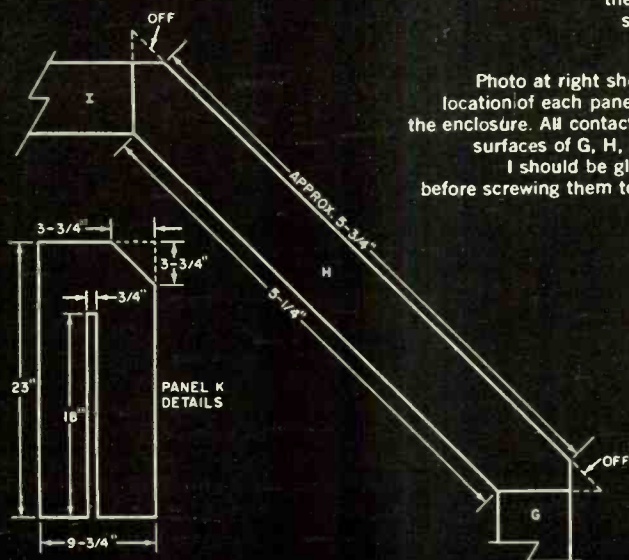

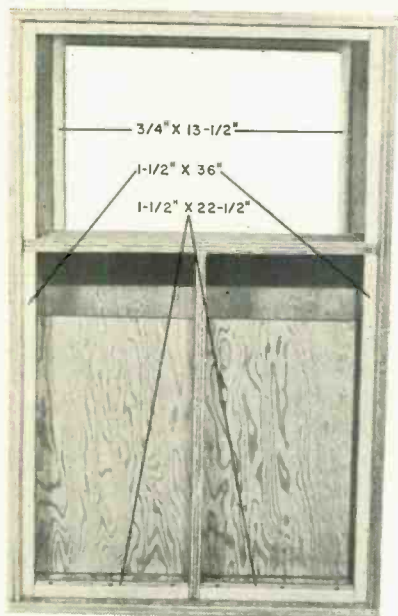



Photo at right shows location of each panel in the enclosure. All contacting surfaces of G, H, and I should be glued before screwing them to K.



After fitting panel J tightly into K, secure the cleat at the joint with both screws and glue.



After cutting and fitting the cleats, apply a little glue to the contacting surfaces, and nail them in place temporarily with small nails. Then secure them permanently with #8 x 1 1/4" flathead screws.



Rear view with back cover removed shows modified labyrinth appearance of phase inverter enclosure prior to packing of cabinet with kapok. The speaker shown is Allied Radio's KN-888HC, which replaces the British speaker used in the original design.

J where they will be attached to panel *K*. After panel *J* has been pushed into position, attach a 3/4" x 3/4" x 18" cleat to panels *J* and *K* (see photo) using glue and screws.

All contacting surfaces of panels *G*, *H*, and *I* should be liberally glued and then screwed to panel *K*. Screws should go diagonally through *H* into *I* and *G* (see Fig. 2).

Next, you can mount the previously assembled panels on the bottom piece, *E*, after which you add the sides, *C*, and *D*, and the top, *F*. Incidentally, you will find it a lot easier to add cleats to these parts before assembly. Note from the illustrations that the partitions are recessed 3/4" in from the front and sides of the baseboard in order to accommodate the front and side panels.

Apply glue to the edges of the partitions and then nail the front and side panels to the partitions. Then add a few 2"-long screws to give extra strength to the joints.


This is a good time to pack the middle section of the labyrinth with kapok. (Long-fiber wool is preferred, of course, if you can get it.) However, because kapok tends to settle, you should tack a single layer of cheesecloth from the bottom of panel *G* to the back of panel *J* (see Fig. 1).

After half-filling the partitions, make a pillow of loose kapok wrapped in cheesecloth and drape it over the top of *J* to fill the upper middle section as well as the front tube. Now you can attach the front panel using both glue and screws to secure it in place. Turn the cabinet upside down and finish filling the front tube with kapok right up to the level of the port. Tack another cheesecloth partition across from the top edge of the port to the front of panel *J*. Then fill the area behind the port with kapok.

Finishing Touches. Paint the side and front of the labyrinth with flat black paint and allow it to dry thoroughly before adding the grille cloth. It is advisable to cover the port with a piece of open-weave black cloth.

Because grille cloth is available only in 36" widths, and since the height of the cabinet is 39 inches—not including feet—it is necessary to use trim that

(Continued on page 96)



NEW! STATIC-FREE THERMISTORIZED AQUARIUM HEATER

NO MORE RADIO INTERFERENCE
FROM YOUR AQUARIUM HEATER . . .
THERMISTOR-CONTROLLED
SOLID-STATE DESIGN EMPLOYS
NOISELESS SCR SWITCHING

By A. E. DONKIN, W2EMF

WHETHER YOU'RE an amateur ichthyologist or just a fellow with a few tropical fish, you'll want to build this transistorized thermistor-controlled aquarium heater, and get rid of that annoying radio interference that your present bimetallic thermostat produces. What's more, you'll be able to maintain precise temperature control to within ± 0.5 -degree of setting.

When equipped with a standard 75-watt submersible heater, the unit will operate satisfactorily in small tanks—up to 20 gallons—and maintain the desired tank temperature within a differential of up to 10° F above or below ambient. For larger aquariums, or where greater temperature differentials exist, a larger heater can be employed or a full-wave rectifier substituted for the single rectifying diode used.

How It Works. As shown in Fig. 1, *Q1* functions as part of the sensing circuit while *Q2* acts as a triggering device to turn on *SCR1*. Thermistor *TH1* and *R1* form a voltage divider that provides a variable base bias for *Q1*. Potentiometer *R3* in *Q1*'s emitter establishes the operating range of the transistor, and thus serves as the temperature control adjustment.

In operation, if the tank temperature is below normal, the relatively large voltage drop across *TH1*—due to its

high resistance at low temperatures—places a high reverse base bias on *Q1*, cutting off the transistor.

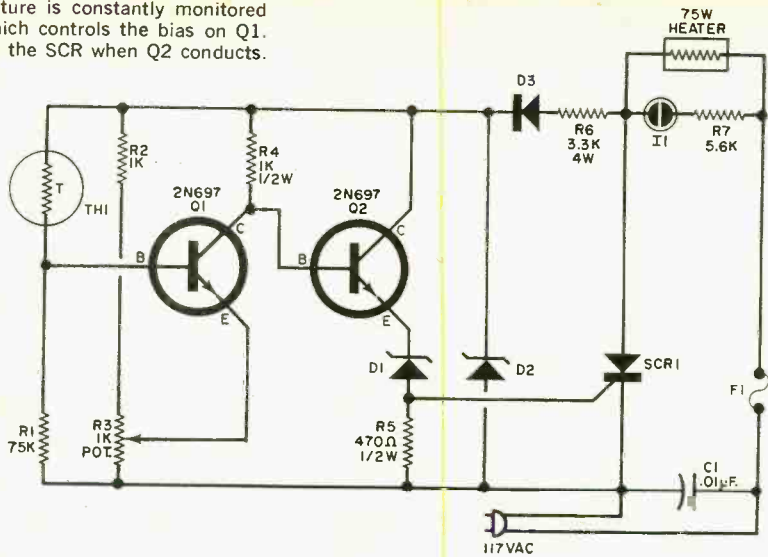
With *Q1* at cutoff, the forward bias developed across *R4* drives *Q2* in a high state of conduction and the zener or avalanche breakdown voltage of *D1* is exceeded. Thus, the emitter voltage across *R5* is applied to the gate of *SCR1* to turn on the device which energizes the heater in its anode circuit.

As the water temperature increases, causing the thermistor resistance to go down, *Q1* becomes forward-biased and conducts. The output at the collector overcomes *Q2*'s forward base bias, and this transistor is driven into cutoff. This turns off *SCR1* and the heater is de-energized.

Diode *D2* is a voltage regulator that maintains the d.c. at the cathode of rectifier *D3* at a constant 18-volt level. Neon lamp *I1*, in series with *R7*, is a test device used during initial adjustment of the unit.

Construction. To assure maximum operating safety, the thermostat's electronic circuitry is housed in a plastic freezer container rather than in a metallic box. Begin construction by preparing the aluminum panel shown in Fig. 2. It is made from a $1\frac{1}{2}$ " x $2\frac{3}{8}$ " by $\frac{1}{8}$ "-thick aluminum plate laid out and drilled to the dimensions given, and

Fig. 1. Water temperature is constantly monitored by thermistor TH1, which controls the bias on Q1. Heater is turned on by the SCR when Q2 conducts.



then made into an L-shaped bracket. Not shown are two small holes that must be drilled to mount the bracket.

Secure the bracket to the circuit board (see Fig. 3) using two 6-32 x 3/4" screws inserted from the bracket side of the board through two 3/8"-o.d. x 1/2"-long standoffs and nuts. Do not install the remaining two standoffs at this time.

Mount the fuse holder where shown, then install and wire up the remaining parts. In the model shown here resistor R6 consists of three 10,000-ohm, 2-watt resistors in parallel. This combination was used for no other reason than the fact that they were readily available. However, it is more convenient to use a single 3300-ohm, 4-watt resistor instead.

Also, if desired, Q1 and Q2 may be wired directly into the circuit, eliminating the transistor sockets. Be sure to use a low-wattage iron when soldering transistors and diodes, and avoid overheating these devices. And be sure to observe diode polarities.

When installing the SCR mounting kit, apply a little silicon grease between the aluminum panel and the mica washer to improve heat conduction. The thermistor must be mounted in a glass tube and the wires run through a small plastic air hose that you can get from an aquarium supply store. To seal the thermistor glass tube at one end, use a Bernz-O-Matic type torch to heat the tube until it is red-hot, and then draw

PARTS LIST

- C1—0.01-μF, 150-volt ceramic disc capacitor
- D1—24XL6.2 silicon zener diode (GE)
- D2—24XL18 silicon zener diode (GE)
- D3—1N3755 silicon diode (RCA)
- F1—3-ampere fuse (and fuse holder)
- I1—NE-2 neon lamp
- Q1, Q2—2N697 transistor
- R1—75,000-ohm, 1/2-watt resistor
- R2, R4—1000-ohm, 1/2-watt resistor
- R3—1000-ohm, 1/2-watt miniature molded composition potentiometer
- R5—470-ohm, 1/2-watt resistor
- R6—3300-ohm, 4-watt resistor
- R7—56,000-ohm, 1/2-watt resistor
- SCR1—2N3228 silicon-controlled rectifier
- TH1—Thermistor (Veco 51A1 from Newark Electronics, or Fenwal Electronics EMC4 from Allied Radio)
- 1—75-watt submersible aquarium heater
- 1—3 3/4" x 3 3/4" x 2 3/8" plastic freezer container with cover
- 1—2" x 7" piece of 1/4"-thick plexiglass
- 1—2 3/4" x 2 3/4" perforated phenolic board
- 1—1 1/2" x 2 3/8" piece of 1/16"-thick aluminum plate
- 6—1/8"-i.d. x 1/2"-long standoffs
- Misc.—6-32 x 1"-long screws with four flat washers and nuts (2); small plastic clamps (3); 6-32 x 3/4"-long screws with nuts (4)

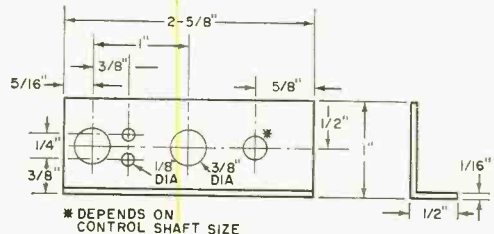


Fig. 2. Mounting bracket is made from 1/16"-thick aluminum plate cut to dimensions given. It acts as a heat sink for SCR1 and as a support for R3.

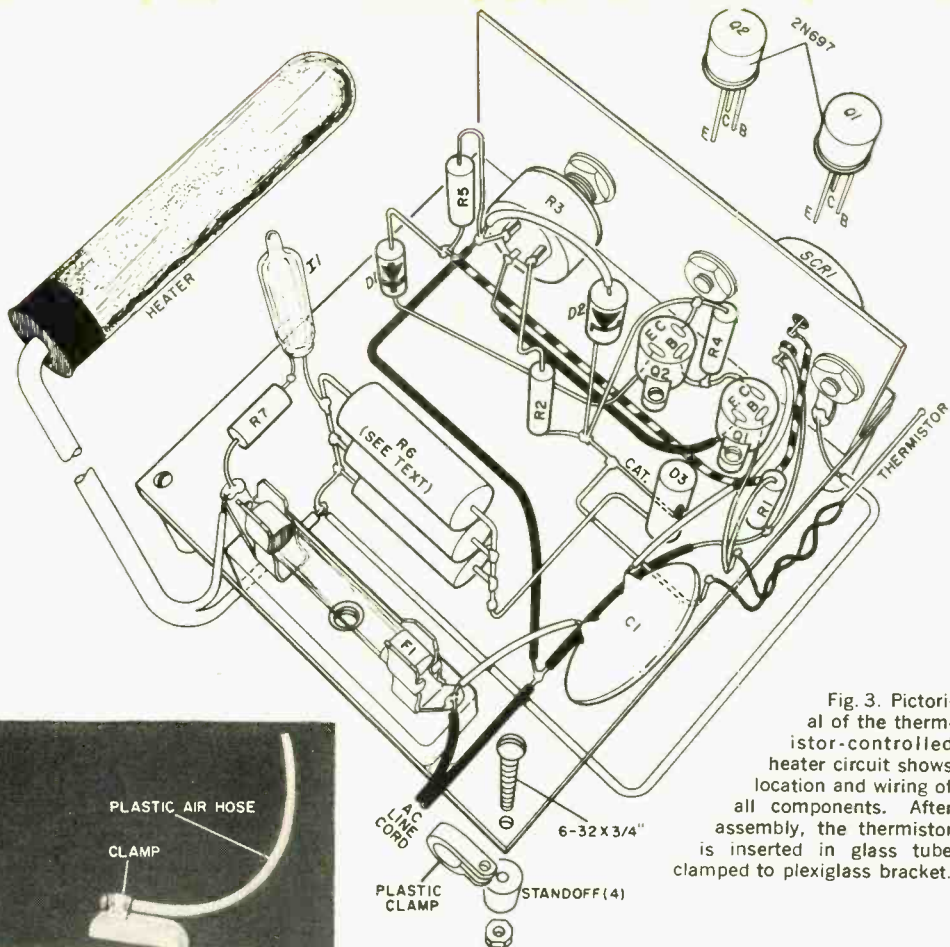


Fig. 3. Pictorial of the thermistor-controlled heater circuit shows location and wiring of all components. After assembly, the thermistor is inserted in glass tube clamped to plexiglass bracket.




Fig. 4. Mount formed plexiglass on plastic container cover using standoff supports and screws indicated. Use a flat washer on either side of the cover to prevent premature rupture of the plastic. Thermistor glass tube shield is secured under clamp.

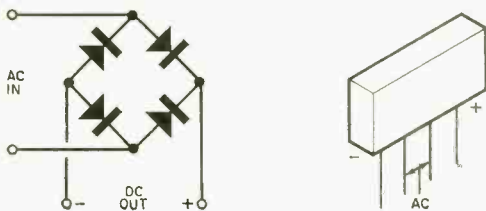


Fig. 5. Terminal connections for optional full-wave rectifier module can be used in place of D1 (see Fig. 1) in order to increase the heater output.

out the glass so that it seals itself. If you want to round off the sealed end of the tube, simply heat the end some more.

Testing. After carefully checking out your wiring, give the circuit a dry run—outside of the aquarium. Plug in the unit and adjust temperature control potentiometer R_3 until the neon light comes on, indicating that the heater is working.

Now place the thermistor glass tube in the palm of your hand and squeeze the tube gently to apply a little heat. If the light goes out, the indication is that all is working well. If the light stays on, try readjusting R_3 slightly until it goes out.

Caution: Do not operate the heater out of water for any extended period of
(Continued on page 94)



SOLID STATE

By LOU GARNER, Semiconductor Editor

HOLY HOWLING chatter chopper," exclaimed the teen-ager whose telephone conversation—normally a three-hour affair—had just been interrupted by a continuous tone signal after a mere ten minutes of gossip. The culprit—or "parent's friend," depending on your viewpoint—was not some fiendish device concocted by an arch criminal, but a small transistorized circuit dubbed a *Call Limiter* by its manufacturer, Pulse Communications, Inc. (100 S. Early St., Alexandria, Va.)

First introduced at the 1966 Armed

Forces Communications and Electronics Association Convention in Washington, D.C., last June, the *Call Limiter* is a solid-state timer/switch circuit that first switches a brief warning tone into the telephone conversation after a preselected period of time, and later switches to a continuous tone that cuts off further communication.

Designed for use by telephone companies, the device will be available, one day, to individual subscribers on a monthly fee basis. Currently, however, it is being used primarily in long-distance private tie-line systems.

Basically, the *Call Limiter* is an electronic package embodying miniaturized solid-state components in printed card circuitry. One such card, which measures 4" x 6", is installed for each phone circuit; up to 20 cards can be mounted in a standard rack. Operating power is furnished by the 24- or 48-volt battery used by most telephone systems.

In operation, the device automatically switches on a one- to three-second warning tone after a time period of from five to ten minutes of telephone conversation. If the call is not terminated within one to three minutes after the warning, the unit switches on a continuous tone which prevents further conversation.

A second version of the *Call Limiter* switches on a periodic "reminder" tone rather than a continuous tone signal. In both versions, the timing intervals are preselected by the individual telephone subscriber, but the tone, once started, continues until a disconnect takes place. The unit "resets" in less than a half-second after a line disconnect.

Reader's Circuit. *Put that pencil down, Mister!* No use writing to complain that Fig. 1 is wrong, for even though it may seem a bit unusual to the newcomer to the art, there's nothing wrong with connecting Q1's base to ground as shown. The circuit, submitted by reader J. Rodney Clark (1586 Liveoak Dr., Port Credit, Ontario, Canada) represents a practical application of what was, at one time, the most popular of the three basic transistor circuit arrangements—the *common-base configuration*.

Seldom encountered in present-day de-



The young lady's lengthy telephone call has just been interrupted by the "Call Limiter" (above), a device designed to limit long telephone conversations.

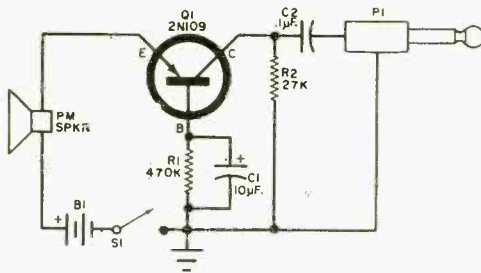


Fig. 1. Moderate-to-high gain common-base transistor amplifier, submitted by reader J. Rodney Clark, features low-input and high-output impedances.

signs, which use the common-emitter hookup almost exclusively, the common-base circuit features low-input and high-output impedances. This makes it ideal for matching a low-impedance source to a high-impedance load. Furthermore, the circuit is quite stable, and provides moderate-to-high gain. Reader Clark has taken advantage of these characteristics and designed a high-output dynamic microphone.

The audio signal developed by the permanent magnet loudspeaker, used as a microphone, is applied to Q1's base-emitter circuit. Base bias is furnished by the drop across R1, bypassed by C1. The amplified output signal developed across collector load R2 is coupled to an audio amplifier or other external load through d.c. blocking capacitor C2. Operating power is furnished by B1, controlled by s.p.s.t. switch S1.

The speaker can have a 4- or 8-ohm voice coil; cone size is not critical. While larger speakers can provide higher output than smaller ones, a miniature speaker is usually preferred for this application. Resistors R1 and R2 are half-watters. Capacitor C1 is a 10-volt electrolytic, and C2 is a small ceramic or paper type capacitor. Transistor

Q1 is a general-purpose *pn*p audio type such as the CK722 or 2N109. An *npn* type can be used instead, but B1 and C1 polarities must be reversed in that case. The battery is any 9-volt unit. Switch S1 can be either a NO push-button type (for push-to-talk operation) or a slide, toggle or rotary switch.

The circuit can be assembled on a perforated phenolic board, on an etched circuit board, or on a small metal chassis, as preferred. Observe the usual precaution of *not* overheating the transistor when soldering the leads. To provide shielding and minimize hum pickup, the microphone should be housed in a metal case such as a Mini-box.

The completed microphone/preamplifier should have a signal output level comparable to that of sensitive carbon microphones, and thus can be used in similar applications such as with a CB or ham radiotelephone rig, in a p.a. or paging system, or as a general-purpose unit for lab and workshop tests.

Manufacturer's Circuit. If you've examined the newer imported transistor receivers, you may have found that some of them have no i.f. transformers. After a double-take, you may have scratched your head, shrugged your shoulders, and decided that you were looking at an old-fashioned TRF set in modern regalia rather than at an up-to-date superhet. And the chances were equally good that you were wrong, for you had probably encountered the very latest in i.f. amplifier circuit design—a transformerless i.f. amplifier strip using frequency-selective electromechanical ceramic filters.

Although these ceramic filters—dubbed “transfilters”—are also being manufactured in the United States by at least one manu-

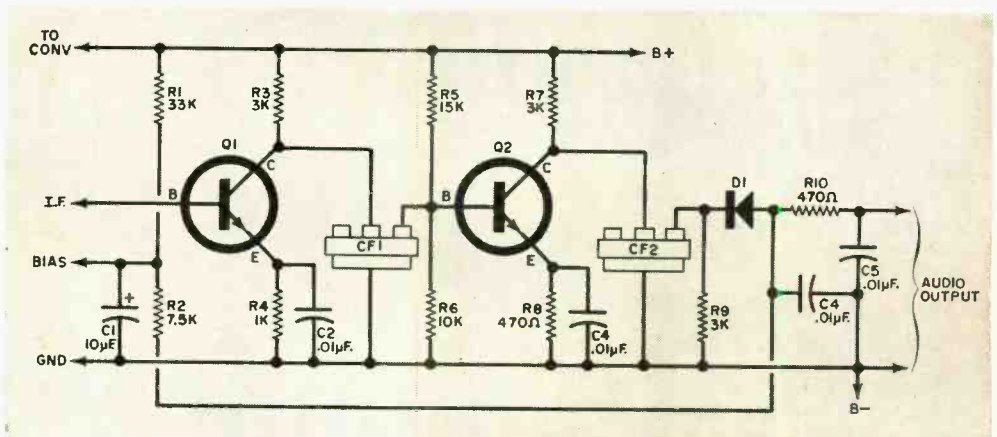


Fig. 2. Typical transformerless i.f. amplifier strip employing frequency-selective electromechanical filters shows Q1 and Q2 in common emitter configuration, and conventional diode D1 as second detector.

facturer (Clevite Electronic Components, Bedford, Ohio), they are not widely available as individual components. However, more and more distributors are starting to carry these items in stock. Smaller in size than conventional i.f. transformers, they require no alignment, yet feature low loss and good selectivity. Transfilters are also inexpensive (about \$1.50 apiece), and can be used in relatively simple circuits.

A typical i.f. amplifier strip using transfilters (Fig. 2.) is presented by the Murata Mfg. Co., Ltd. (Kyoto, Japan) in its catalog No. 660-E. It is similar to the circuits used in many imported receivers, and can be used as a guide when assembling home-built sets. The circuit features a two-stage i.f. amplifier with $Q1$ and $Q2$ in the common-emitter configuration and a conventional diode ($D1$) as a second detector. An a.g.c. bias voltage is produced by the filtering action of $C1$ and $R2$, and limited by the $R1$ - $R2$ voltage divider.

The i.f. signal from the converter is applied to $Q1$'s base-emitter circuit. The amplified output at the collector is coupled through ceramic filter $CF1$, to second i.f. amplifier $Q2$. Base bias for this stage is provided by voltage divider $R5$ - $R6$ and varied by emitter resistor $R8$, bypassed by $C3$. The output of $Q2$ is coupled through a second ceramic filter, $CF2$, to diode detector $D1$. Resistor $R9$ serves as the diode load and $R10$, in conjunction with bypass capacitors $C4$ and $C5$, functions as the audio filter.

Except for ceramic filters $CF1$ and $CF2$, which are Murata SF-455B units, the circuit is a conventional i.f. amplifier/detector using standard parts. Only a converter and audio output stage must be added to complete the receiver.

New Developments. Commercial laser applications have moved a giant step towards reality with General Electric's recent introduction of a low-cost solid-state laser diode, type H1D1. Selling for less than a hundred dollars, the H1D1 is a gallium arsenide unit capable of producing 300 nanosecond infrared light pulses with a peak power of 5 watts and peak current of 100 amperes at room temperature. Typical potential commercial applications include use in communications links, instrumentation, night surveillance, intrusion alarms and optical range finders.

Electronic "aspirin?" Not quite, but scientists at Western Reserve University Medical Center have developed an electronic pain killer that can be implanted in the body. Essentially a thin metal plate implanted at a point in the spinal cord where pain impulses can be blocked, it is powered

by a transistorized stimulator which, in turn, receives its power from an external pocket-sized radio transmitter.

The IIT Research Institute demonstrated a completely transistorized home tape recorder for color TV at a recent NAB convention. Using a standard 7-inch reel of $\frac{1}{4}$ -inch tape, the recorder could be used with a suitable TV camera (also being developed) to take "home movies" in color and to play them back immediately through your TV set.

London police officers—Bobbies—are now equipped with pocket-sized two-way FM transceivers, permitting instant communication with their headquarters. Each set has a lapel microphone which is worn inside the police uniform, and a tiny earpiece which resembles a hearing aid earphone. Transistorized, the sets are manufactured by the Cossor Communications Company, a subsidiary of the Raytheon Company. Confidential message to London lawbreakers: *take it easy!*

Transistips. Are you lazy? Don't feel insulted, for laziness can be a virtue rather than a shame. Quite often it's the lazy man who comes up with an idea for a great invention. The lazy man would rather work with his mind than with his hands, and in an effort to avoid work, often develops new inventions which make life easier and more rewarding.


But, true laziness has no virtue if it means just sitting on our hands—a log or stone is just as bad. The virtue comes from being able to accomplish a maximum of work with a minimum of effort. And this type of laziness can pay off in the electronics industry.

Do you organize your projects? A hard worker does not. But the lazy man realizes that he'll work less—and accomplish more—if he makes sure he has all the parts needed for his project before he starts, that all his tools are in order, and that he has ample space to work in.

Do you design your own circuits? Most of us do from time to time. For there's a real joy in being creative. But the hard worker starts "from scratch," spending many a sweating hour over the slide rule or breadboard. The lazy man first checks circuit handbooks, magazine articles, and other sources for a proven circuit he can "borrow" and adapt to his needs. And, he often does a better job in much less time.

Do you install "used" parts in your projects. You bet you do! That is, unless you have a private mint. The hard worker takes his parts directly from the junk bin and wires them in place. The lazy man, on the

(Continued on page 102)



AMATEUR RADIO

By **HERB S. BRIER**, W9EGQ
Amateur Radio Editor

CERTIFICATE CHASING

SOONER OR LATER most amateurs get the urge to work "all" of something. The goal might be a Worked All States (WAS) certificate, a Worked All Continents (WAC) certificate, or a Worked All Counties in _____ (you name the state) certificate. Going a step further, whatever the amateur activity involved, the odds are that you can find a certificate for doing it among the over-700 certificates and awards offered by various amateur clubs, societies, and magazines throughout the world.

If you are not interested in certificates, the whole thing may sound like kid stuff to you, but thousands of amateurs get their greatest pleasure in amateur radio from collecting certificates.

Certificate Nets. Many certificate chasers congregate daily in nets on several different amateur bands. The most active groups meet on 7223 kHz, 14,330 kHz, and 14,340 kHz at 1800 GMT, daily, and often stay in operation all afternoon and into the evening. On 75-meter phone, there are nets on


3980 kHz at 2000 GMT (Illinois); on 3948 kHz at 0430 GMT (Missouri); and on 3943 kHz at 0100 GMT (East Coast). Three CW frequencies used are 3575, 7030, and 14,075 kHz, the latter two being most active after 1800 GMT, and the former after dark locally. Still other certificate nets are sometimes active on the 21-, 28-, and 50-MHz amateur bands.

The fact that these nets meet daily for hours at a time is indicative of their popularity. One of their claimed advantages is that, with many certificate chasers clustered together, it is easier to locate stations required for certain awards than it is to ferret them out individually. But some critics complain that the main activity on these nets is waiting for a chance to call the desired stations while they fade out or leave the air. Others complain about whip-cracking and bickering by net control stations. These complaints cause some operators to avoid the nets.

Working All States. One of the most sought-after amateur certificates is the

Operating as a Novice, Robert Duncan, WN4AJR, of Decatur, Ga., has worked 80 and 40 meters for a total of 47 states, including Alaska and Hawaii, and nine countries on four continents. He is expecting his General ticket momentarily. Bob's equipment includes a Knight-Kit T-60 transmitter and a R-55A receiver used in conjunction with an 80-meter dipole and a 40-meter Hy-Gain 18-V vertical antenna. He is very proud of his 20-wpm code certificate. Bob will receive a free one-year subscription to POPULAR ELECTRONICS for submitting the winning September photo in our Amateur Station of the Month contest. If you would like to enter the contest, send us a clear picture of your station with you at the controls, accompanied by some details on your ham career and on the equipment you use. Mail your entry to: Amateur Radio Contest, c/o Herb S. Brier, Amateur Radio Editor, P. O. Box 678, Gary, Ind. 46401.

AMATEUR STATION OF THE MONTH





Shan Jackson, WN6RBL, in Long Beach, Calif., transmits on 7191 kHz with a Globe Chief feeding a Hy-Gain 14-AVQ antenna. His receiver is a Lafayette HA-230. Shan has 50 of 98 contacts confirmed.

ARRL's WAS (Worked All States) certificate. Earning it is difficult enough to challenge the skill of any amateur operating on the frequencies below 50 MHz; yet it is not so difficult as to prevent an amateur with average equipment from earning it.

On the other hand, you can make earning WAS as difficult as you wish. For example, you can try doing it within a year in the Novice bands with a power under 75 watts. Several Novices do it every year. Or try to WAS on 50 MHz; if you succeed, you will not be the first one to do so, but the field is not overcrowded.

Whatever bands you use, the first step in earning a WAS certificate is to listen and listen and listen some more for stations in missing states. When you find one, call it every time its operator calls CQ or signs off after another contact. If you don't make any contacts the first day, keep a record of the new states heard, and look for these stations around the same times and frequencies on subsequent days, because most amateurs have pretty regular operating habits.

After working a new state, the surest way to obtain the QSL card is to airmail your own card immediately. Enclose it in an en-

velope with a stamped return envelope. You will probably get a return of about 90% on cards sent in this manner, compared to a return of about 60% on cards mailed with simply a four-cent stamp affixed. If you want to wait for the other operator to QSL first, you had better plan on working ten or more stations in each of the rarer states to be reasonably sure of receiving a QSL card.

When you are ready to apply for your WAS certificate, carefully check your cards against a list of the 50 U. S. states (the ARRL reports that many applications are accompanied by missing or duplicate cards), and double-check each card for accuracy and completeness, because each one will be carefully inspected by the ARRL before the certificate is issued.

Finally, mail the cards and your application—with sufficient postage for their return—to the American Radio Relay League, Inc., 225 Main St., Newington, Conn. 06111. It usually takes about 10 days for the certificate to arrive.

"Three Witches Award." A just-for-fun certificate is the "Three Witches Award." To obtain it, the applicant must work Roberta, K9IVG; Yolanda, WA9CCP; and Pauline, WA9CNU; and exchange QSL cards with them. He must then find the "Three Witches" on the air at the same time and work them again before he will be awarded an attractive certificate showing the three witches on their brooms.

Information on other operating awards can be found in the *Radio Amateur's Handbook* and in other amateur publications.

News From Here and There. In the March, 1966, issue of *Bandspread* published by the Cedar Valley Amateur Radio Club, Cedar Rapids, Iowa, Ben, W1NXJ, described an ultrasimple modification of the Hallicrafters HA-1 electronic keyer for use with a standard telegraph key. It consists of mounting a 2-terminal jack which matches the plug on the key cord at a convenient spot on the HA-1 chassis and connecting the jack between pin #2 (control grid) of tube V4A, which is half of a 12AU7, and the keyer chassis. Plugging the key into the jack permits keying the transmitter via the HA-1 keying relay while monitoring one's sending on the HA-1 code monitor. The modification does not affect the normal keyer operation.

The *Indiana Amateur TV and UHF Club Newsletter*, put out by the NAFI Radio Club, Naval Avionics Facility, 21st and Arlington, Indianapolis, Ind., reports that on April 17 six different amateur TV stations in the Indianapolis area were in contact with each other both by picture and voice

(Continued on page 107)



Can you find the "Three Witches" on the air? See text for details on this just-for-fun certificate.

JUST
WHEN I
FORGOT



MY (SOLDERING) GUN!

Sequel I

IF YOU JUDGE the success of a contest by number of entries received, the "No Gun" contest (POPULAR ELECTRONICS, July, 1966, page 38) is a resounding one. Hundreds of letters and postcards have poured in with nonsensical remarks about electronics. Choosing winners has been a difficult task; and with so many good stories to tell, we have decided to continue the contest for a few months more. Listed below are the winners of soldering guns for this month.

This month's "classic" was submitted by Larry Brown, who claims that, while checking electronics repair work by repairmen fresh out of military schools, he heard on several occasions, "*Hey! I found what's wrong with this set—the fuse is shorted!*"

Stories about TV installation and servicing constituted about half of the "No Gun" contest entries. Although many were duplications, and some as old as TV itself, a few of the better stories bear repeating—especially the "old saw" about the newly installed TV receiver whose owner complained that the TV picture was better in the store. To which the TV installer/repairman replied (as he rolled the picture with the vertical hold control), "*Lady, stop me when you see the best picture.*"

Another TV installer explained away 300-ohm twin lead running to the antenna by informing a customer that *one wire was for sound and the other for the picture*. Color TV has added new woes to the proponents of 300-ohm twin lead, and to dramatize the price differential between coax and twin lead, one bright store clerk stated, "*... with 300-ohm lead, the colors in your color TV won't run when it rains.*"

And then there's the story of the old-timer who, when paying his monthly TV cable fee (CATV), loftily informed one of the engineers, "*My first radio set was a 6-tube Neutrodyne—we didn't have electrons in those days.*"

THIS MONTH SOLDERING GUNS GO TO:

| | |
|-----------------------|----------------------|
| Thomas E. Bishop, Sr. | Harvey L. Coontz |
| Fred Perlman | Luther Hoffman |
| Maxwel Sklar | John Tucciarone, Jr. |
| Fred Ziegler | C. A. Sampson |
| John Doepke | Larry Brown |

The best place to overhear colorful, but inane, comments on electronics is at a radio parts store. Some of the questions asked, and many of the answers given, are priceless gems. One salesman reported that he had given up truthful answers to questions about battery life in transistor radios and now, with a straight face, he solemnly states that *the batteries will last 2 months, 4 days, and 7 hours*. A satisfying answer to most people.

At Harvey Radio in New York City a woman customer reportedly asked the clerk for a "six by five" radio tube (to which the clerk probably replied "inches or feet?"). But not all "funny" remarks are made by customers—one clerk in a Newark, N.J., store, when asked for a 2-watt, 750-ohm resistor, returned to the counter with two 1-watt, 750-ohm resistors, saying that *the two resistors needed only to be put in parallel to make up the wattage rating*.

Hams and CB'ers were overheard making scores of implausible remarks. In number of entries, hams and CB'ers came out about equal, though the CB'ers were many times as "funny." Probably the funniest remark made by a CB'er was in a Waterloo, Iowa, electronics supply house. The CB'er was returning a 60' length of RG-8/U 52-ohm coax cable. In addressing the clerk, the CB'er complained, "*I measured the value of this cable with my VOM and it's nowhere near 50 ohms. It's an open circuit. I want some 52-ohm cable that works.*"

Over-the-air remarks by "knowledgeable" CB'ers are frequently ridiculous, not so much because of what is said, but because the advice given is simply guesswork. Examples? One CB'er to another on increasing power: "*... take out that 6AQ5 and stick in a 12AQ5. It has twice the power.*" Or, "*... those sideband riffs are great. Man, that PEP means 'Plenty of Extra Power.'*"

We are still looking for wild, implausible, or inane remarks about anything electronic. Each entry we print earns the writer a soldering gun kit.

Send your entries to the "Gun Contest," POPULAR ELECTRONICS, One Park Ave., New York, N.Y. 10016. No entries will be returned or acknowledged. In cases of duplication, the entry with the earliest postmark is the winner.

-30-

ENGLISH-LANGUAGE BROADCASTS TO NORTH AMERICA

FOR THE MONTH OF SEPTEMBER

Prepared by **ROBERT LEGGE**

TO EASTERN AND CENTRAL NORTH AMERICA

| COUNTRY | CITY | TIME—EST | TIME—GMT | FREQUENCIES (MHz) |
|---------------------------|--------------|---|---------------------------------------|-----------------------|
| MORNING BROADCASTS | | | | |
| AUSTRALIA | Melbourne | 7:15-8:15 a.m. | 1215-1315 | 9.58 |
| CANADA | Montreal | 7:15-8:15 a.m. | 1215-1315 | 5.97, 15.32 |
| DENMARK | Copenhagen | 7:30-8 a.m. | 1230-1300 | 15.165 |
| FINLAND | Helsinki | 7:15-7:45 a.m. | 1215-1245 | 15.185 (Tues., Sat.) |
| GREAT BRITAIN | London | 9:30-11:30 a.m. | 1430-1630 | 15.35, 17.81 |
| SWEDEN | Stockholm | 9:30 a.m. | 1400-1430 | 15.42 |
| EVENING BROADCASTS | | | | |
| ALBANIA | Tirana | 7-7:30 p.m. | 0000-0030 | 7.265 |
| BULGARIA | Sofia | 7-8 p.m. | 0000-0100 | 9.70 |
| CHINA | Peking | 8-10 p.m. | 0100-0300 | 11.945, 15.06, 17.68 |
| CUBA | Havana | 8-11 p.m. | 0100-0400 | 6.17 |
| CZECHOSLOVAKIA | Prague | 8-9 p.m. | 0100-0200 | 5.93, 7.115, 7.345 |
| ECUADOR | Quito (HCJB) | 9-11:30 p.m. | 0200-0430 | 9.745, 11.915, 15.115 |
| EGYPT | Cairo | 8:30-10 p.m. | 0130-0300 | 9.595 |
| GERMANY | Berlin | 8-9 p.m. | 0100-0200 | 6.16, 9.73 |
| | Cologne | 8:30-9:50 p.m. | 0130-0250 | 6.075, 9.64 |
| GREAT BRITAIN | London | 4:15-10:30 p.m. | 2115-0330 | 7.13, 9.51, 11.78 |
| HUNGARY | Budapest | 8:30-9:30 p.m. | 0130-0230 | 6.235, 9.833 |
| ITALY | Rome | 8-8:20 p.m. | 0100-0120 | 9.63, 11.81 |
| JAPAN | Tokyo | 6:45-7:45 p.m. | 2345-0045 | 15.135, 17.825 |
| LEBANON | Beirut | 9:30-10 p.m. | 0230-0300 | 9.575 |
| NETHERLANDS | Hilversum | 8:30-9:30 p.m. | 0130-0230 | 9.59 (Bonaire relay) |
| PORTUGAL | Lisbon | 9-9:45 p.m. | 0200-0245 | 6.025, 6.185 |
| ROMANIA | Bucharest | 8:30-9:30 p.m. | 0130-0230 | 6.15, 9.57 |
| SOUTH AFRICA | Johannesburg | 7:30-8:30 p.m. | 0030-0130 | 9.525, 11.90 |
| SPAIN | Madrid | 8-9:30 p.m. | 0100-0230 | 6.13, 9.76 |
| SWEDEN | Stockholm | 8:15-9:45 p.m. | 0115-0245 | 9.705 |
| SWITZERLAND | Berne | 8:15-9:15 p.m. | 0115-0215 | 6.12, 9.535 |
| U.S.S.R. | Kiev | 7:30-8 p.m. | 0030-0100 (Tues. & Fri.) | 9.665, 9.685 |
| | Moscow | 5-5:30 p.m. & hourly to 12-1 a.m. | 2200-2230 & hourly to 0500-0600 | 7.15, 9.665, 9.685 |
| VATICAN | Vatican | 7:50-8:10 p.m. | 0050-0110 | 5.985, 7.25, 9.645 |

TO WESTERN NORTH AMERICA

| COUNTRY | CITY | TIME—PST | TIME—GMT | FREQUENCIES (MHz) |
|----------------|--------------|---------------------------|---------------------------|----------------------|
| ARGENTINA | Buenos Aires | 10-11 p.m. (Mon.-Fri.) | 0600-0700 (Tues.-Sat.) | 9.69 |
| AUSTRALIA | Melbourne | 5-7 p.m. | 0100-0300 | 15.22, 17.84 |
| BULGARIA | Sofia | 8-8:30 p.m. | 0400-0430 | 9.70 |
| CHINA | Peking | 7-9 p.m. | 0300-0500 | 9.457, 11.82, 15.095 |
| | Taipei | 6:50-7:50 p.m. | 0250-0350 | 11.86, 15.345 |
| CZECHOSLOVAKIA | Prague | 7:30-8:30 p.m. | 0300-0430 | 5.93, 7.115, 7.345 |
| GERMANY | Berlin | 7:45-8:15 p.m. | 0345-0415 | 6.16, 9.73 |
| | Cologne | 9-9:40 p.m. | 0500-0540 | 6.145, 9.735 |
| HUNGARY | Budapest | 7-8 p.m. | 0300-0400 | 6.235, 9.833 |
| JAPAN | Tokyo | 6-7 p.m. | 0200-0300 | 15.135, 17.825 |
| KOREA | Seoul | 7-7:30 p.m. | 0300-0330 | 15.125 |
| PORTUGAL | Lisbon | 8-8:45 p.m. | 0400-0445 | 6.025, 6.185 |
| SOUTH AFRICA | Johannesburg | 6:30-7:30 p.m. | 0230-0330 | 9.525, 11.90 |
| SWEDEN | Stockholm | 7:15-7:45 p.m. | 0315-0345 | 9.705 |
| SWITZERLAND | Berne | 8:15-9:15 p.m. | 0415-0515 | 6.12, 9.535 |
| U.S.S.R. | Moscow | 7-10:30 p.m. | 0300-0730 | 9.735, 11.755, 11.85 |



SHORT-WAVE LISTENING

By **HANK BENNETT**, W2PNA/WPE2FT
Short-Wave Editor

INTERNATIONAL DX PROGRAMS

THE FOLLOWING LIST notes by country SWL DX'ing programs which should be of particular interest to the readers of **POPULAR ELECTRONICS**:

AUSTRALIA—*R. Australia*; "Australian DX'ers Calling"; Saturdays at 1900 and 2200, Sundays at 0500 and 0715.

BULGARIA—*R. Sofia*; Fridays at 1930 and 2130, Saturdays at 0000 and 0400.

CANADA—"Radio Canada Shortwave Club"; Saturdays at 1235, 1835, 2130, 2320, and Sundays at 0750.

CZECHOSLOVAKIA—*R. Prague*; "Around The World"; alternate Fridays at 0100 and 0330.

DENMARK—*Voice of Denmark*; Tuesdays at 1920 and 2035, Wednesdays at 0220 and 1250, Thursdays at 0950 and 1520.

ECUADOR—*HCJB*; "DX Party Line"; first and third Monday of month at 0230, first and third Wednesday at 0930.

FINLAND—*Finnish Broadcasting Co.*; Fridays at 1600, 2100, Saturdays at 1215.

GERMANY—*Deutsche Welle*; second Monday of month at 0915, 1520, 1830, 1945, and second Tuesday at 0100, 0230, 0415, 0530.

HAITI—*4VEH*; "DX Corner"; Fridays at 1215.

HOLLAND—*R. Nederland*; Thursdays at 0742, 1442, 1942, 2042, 2142, and Fridays at 0142.

HUNGARY—*R. Budapest*; Tuesdays at 1930, Sundays at 2200 and 2330, Mondays and Wednesdays at 0030 and 0300.

JAPAN—*R. Japan*; "DX News"; fourth Saturday of month at 1015-1545, 1755, 1925, and fourth Sunday at 0045, 0815, 1300, and 1545.

KOREA (SOUTH)—*KBS*; last Thursday of month at 0315, 0515, 0645, 1045, 1545, and 2115.

NEW ZEALAND—*R. New Zealand*; "Arthur Cushen's DX World"; first Wednesday of month at 0640 and 1030, following Sunday at 0100.

POLAND—*Polskie Radio*; second Friday of month at 1830, following Monday at 2130.

PORTUGAL—"Radio Portugal DX Club"; second Friday of month at 1400, 1830, 2030, 2330, and second Saturday at 0215, 0315, 0400, 0745, 0830.

RUMANIA—*R. Bucharest*; Wednesdays and Fridays at 0130, 0300, 1930, and 2230.

SWEDEN—*R. Sweden*; "Sweden Calling DX'ers" (last part of Eng. xmsn); Tues-
(Continued on page 109)



Doug Hammock, Jr., who SWL's from Morehouse, Mo., is more familiarly known as WPEØEOF. His receiver is a Knight-Kit "Star Roamer." To date, Doug has 42 countries verified out of a total of 72 logged.



Garnet Frank, WPE2MWM, Pctsdam, N.Y., has four receivers. For primary service he uses a Hallicrafters SX-122 and SX-110; for FM tuning, a Magnavox FM-13; and for camping, a Zenith Royal 3000-1.

U.F.O.'s OR "KUGELBLITZ"?

KNOWN
NATURAL FORCES
USED TO EXPLAIN
BALL LIGHTNING

PEOPLE SAY they have seen ball lightning (or "kugelblitz") dancing along fences, drifting through open doors and windows, perching on telephone wires, floating inside high-flying airplanes, and dropping down stovepipes and chimneys. It is reported to have slipped from a room by way of a keyhole; drifted inside an iron stove and blown it to bits; fallen into a four-gallon cask of water and brought it to a steady boil. Is there really such a phenomenon as ball lightning? Two scientists at Westinghouse Research Laboratories say that there is!


Aided by an electronic computer, Drs. M. A. Uman and C. W. Helstrom have shown mathematically that known natural forces will explain ball lightning, and they have drawn a model that predicts many of its strange properties which amazed eye witnesses have described on and off for years.

Although lightning strokes apparently give it birth, ball lightning is not at all like the short, brilliant, jagged flashes familiar to all of us. It usually appears as a round, moving blob of light about the size of an orange or small grapefruit. It can be white, or almost any color of the rainbow. It drifts through the air or hovers near the ground for periods of a few seconds to several minutes. Then it collapses and disappears, sometimes quietly, sometimes with a bang.

Drs. Uman and Helstrom describe ball lightning as a luminous, high-temperature region of air having high electrical conductivity. The heating occurs when direct currents of electricity funnel through a particular region between storm clouds and the ground, making the air in that region hot enough to glow. According to the theory, ball lightning of a 5000-degree centigrade central temperature and 20-centimeter (8") diameter should appear to the human eye to be about as bright as a 1000-watt light bulb!

When the cloud-to-ground currents are symmetrical about the ball and flow symmetrically through it, the ball will hang stationary in space. Any change in these symmetrical forces will cause the ball to move. It will disappear quietly when the electric currents through it gradually fade away. But it will collapse or blow up with a bang whenever the current is rapidly shut off or increased.

-30-





ON THE CITIZENS BAND

By MATT P. SPINELLO, KHC2060, CB Editor

THERE ARE approximately two dozen U.S. Citizens Band newspapers published each month that are well worth the effort put into them. Subscribers, club members, and electronic publications have received these CB papers regularly ever since they were first shakingly put together. And well-organized CB clubs have grown to realize that their individual publications draw attention from other communications enthusiasts, and more important, reflect on the association's record of activities and assists.



**CANADIAN
CB'ER
TAKES
A
STAND**

On the unfortunate side of the picture, too many CB'ers have found themselves with lengthy unfulfilled subscriptions—no more issues received, and no refunds! The reasons are numerous. In most cases the club publication has been assigned to an energetic few (sometimes only one) who must write, edit, and print the club's news. In addition, they have to gather the news, solicit advertisers, and handle subscriptions and corre-

spondence. In the long run, lack of interest by the majority—despite pleas from the publication staff for help—usually smashes the press.

Harold Merton, XM-44-042 (see photo above), a highly active CB'er in Canada since that country first established the General Radio Service, ran into a little different publishing problem. He did something about it, and today is publishing probably one of the finest, most informative non-profit CB/GRS bi-monthlies available in either country.

When a national electronics publication in Canada dropped the GRS column Harold was writing, as well as the ham and SWL column, Harold decided it was time Canadian CB'ers had a publication of their own that would keep them posted on General Radio Service news and information from

coast to coast. His idea was generated into what Canadian CB'ers now know as *SCOPE* (Serving Canadian Operators of Personal-radio Equipment).

The Canadian government gave the green light to the GRS service in April, 1962, and Harold was the 42nd CB'er in the country to be issued a license. Since then his photographic efforts and editorial comments have appeared in three American publications and two Canadian ones, including material in this column. He has also published two annual directories for the South Western General Radio Association and is currently compiling a national directory to be published next year.

There isn't a bad CB newspaper to come out of Canada (the few that are available are well-planned, well-written), but *SCOPE*, in its second issue, came out—in a word—clean! The distribution of the issue was 5000, a pretty envious record after only a second try, considering that Canada's licensed CB users only number near 10,000.

SCOPE is sent free of charge to GRS members through requests from GRS clubs, equipment dealers, and individuals interested in passing out quantities. The printing costs are to be defrayed by advertising revenue and a GRS/CB identifier program re-

(Continued on page 103)



Harold Merton's photographic ability (he is currently president of the Western Ontario Branch of the Professional Photographers of Canada), plus his ten years of experience with the London/Ontario Daily News, would seem to thoroughly qualify him to put out *SCOPE*—Canada's newest CB scoop-sheet.

Choose Your Tailor-Made Course in N.T.S. "PROJECT METHOD" ELECTRONICS

Now! N.T.S. — one of America's oldest leading home-study and resident technical schools—offers you **GREATER CAREER OPPORTUNITIES IN ELECTRONICS.**



You can install and maintain electronic circuitry in missiles and rockets . . . specialize in microwaves, radar, and sonar.



You can succeed in TV-Radio Communications . . . prepare for F.C.C. License, service advanced satellites for industry and defense.



You can service and repair the electronic "brains" of industry — computers, data processing and other automation equipment.



You can become a highly-paid TV-Radio Technician, an electronics field engineer, or succeed in your own sales and service business.

CHOOSE YOUR FIELD—INSURE YOUR FUTURE!

1 ELECTRONICS-TV-RADIO SERVICING AND COMMUNICATIONS

A basic course thoroughly covering fundamentals of electronics, radio, TV servicing and communications.

2 MASTER COURSE IN ELECTRONICS-TV-RADIO, ADVANCED TV AND INDUSTRIAL ELECTRONICS

Qualifies you as a Master Electronics Technician — the Man in Demand.

3 FCC LICENSE COURSE

Preparation for this government license essential for many interesting jobs in radar, radio, television, communications, guided missiles, many others. Upon completion of this course, if you do not pass the FCC exam, your tuition will be refunded in full.

4 RADIO SERVICING (AM-FM-TRANSISTORS)

Train for radio sales and service with dealer or distributor.

5 TELEVISION SERVICING (INCLUDING COLOR)

Covers installation, adjustment, repair and servicing of black and white and color television . . . prepares you for your own sales and service business.

6 STEREO, HI-FI AND SOUND SYSTEMS

A growing field. Prepares you to build, install and service modern sound equipment for home or industry.

7 BASIC ELECTRONICS

Gives you the fundamentals you must know to build on for a future Electronics career. Also offers an excellent background for Salesmen, Purchasing Agents, and others in Electronics.


8 ELECTRONICS MATH

Simple, easy-to-follow instructions in the specialized math you need in many electronics jobs.

INDUSTRY WELCOMES N.T.S. STUDENTS AND GRADUATES

N.T.S. HOME TRAINING: QUICK, PRACTICAL WAY TO HIGHER PAY, LIFELONG BENEFITS

N.T.S. "Project Method" Courses can help you get a new and better job — or move up to higher pay in your present one.



N.T.S. "Project Method" home training lessons are shop-tested in the Resident School in Los Angeles. You work on practical job projects, learn to use shop manuals and schematics. Your N.T.S. training is individual. You proceed at your own pace. The Schools' practical methods plus more than 60 years of experience have helped thousands of students all over the world to successful careers.

Most courses include Equipment Kits. There are no Kit Deposits. Everything included in your low tuition.



HIGH SCHOOL AT HOME

Learn easily. New modern method. National also offers accredited high school programs for men and women. Take only subjects you need. Study at your own pace. Latest approved textbooks — yours to keep — everything included at one low tuition. Check High School box in coupon for information.



BENEFIT NOW AND ALL YOUR LIFE WITH N.T.S. HOME TRAINING

The personal guidance you receive during your training can be very helpful to your progress. Many N.T.S. students are able to earn more money within a few months. You can pick and choose your career. Work in industry or go into business for yourself.

Your services will always be in demand wherever you go — and you can pick your spot!

N.T.S. Graduate Advisory Service can help you answer technical questions in establishing your own business and in countless other ways after you've completed your training.

MAIL REPLY CARD
OR COUPON FOR
FREE BOOK AND
SAMPLE LESSON

In Field of Your Choice

You Enroll by Mail — and Save Money.
No Salesmen: This means lower tuition for you.
Accredited Member N.H.S.C.



CLASSROOM TRAINING AT LOS ANGELES

If you wish to take your Electronics-TV-Radio training in our famous Resident School in Los Angeles — the oldest and largest School of its kind in the world — write for special Resident School catalog and information, or check coupon.



NATIONAL TECHNICAL SCHOOLS
WORLD-WIDE TRAINING SINCE 1905
4000 S. Figueroa St., Los Angeles, Calif 90037

NATIONAL TECHNICAL SCHOOLS

4000 S. Figueroa St., Los Angeles, California 90037

Please Rush FREE ELECTRONICS "OPPORTUNITY BOOK" and SAMPLE LESSON on Course Checked Below:

- ELECTRONICS-TV-RADIO Servicing & Communications
- Master Course in ELECTRONICS-TV-RADIO Color TV & Industrial Electronics
- FCC LICENSE
- RADIO SERVICING (AM-FM-Transistors)
- TELEVISION SERVICING (Including Color)
- STEREO, HI-FI and SOUND SYSTEMS
- BASIC ELECTRONICS ELECTRONICS MATH
- HIGH SCHOOL Department

Dept.
205-96

Name _____ Age _____

Address _____

City _____ State _____ Zip _____

- Check for Veteran Training under new G.I. BILL.
- Check here if interested ONLY in Classroom Training at Los Angeles.

HISTORY OF COLOR TV

(Continued from page 47)

tial system as the national standard for color TV. At the time, the decision was the best that could be made.

The outcry that went up from the TV industry was loud and pitiful. Advocates for all-electronic systems predicted the return of TV to the electromechanical mold from whence it came. And, there remained the question of compatibility—the CBS color system would require modification of all black and white TV receivers to permit even monochrome reception of colorcasts. Undaunted by the clamor, CBS began limited color TV broadcasting, and on June 25, 1951, launched commercial color TV.*

Just when it looked as though color had finally gotten its cue to step out from the wings, the Korean War began dominating the headlines. No sooner had the first trickle of color sets and converters reached the market than a government order was issued restricting the use of certain materials vital to TV manufacturing. It was 1941 all over again, and commercial color TV was back on the shelf.

Meanwhile, RCA had continued to refine and simplify the dot-sequential system with which it had failed to impress the FCC at the 1949-50 hearings. At the same time, the National Television System Committee (NTSC), representing a cross-section of the TV industry, had been preparing a set of detailed specifications for a standard color TV system that would be acceptable to all broadcasters and manufacturers. The RCA-developed system influenced, to a large extent, the NTSC proposals that were taking shape.

As time passed, and the number of black and white receivers in use continued to grow, it became more and more evident that the FCC's 1950 decision to adopt an *incompatible* color system had been a bit hasty. Consequently, in December, 1953, following an exhaustive

series of field trials, the decision was reversed in accordance with a stipulation that had been made at the time of rendering, and the industry-supported NTSC proposals were adopted as the new national standard. CBS was among the industry participants who approved the actions.

Using the NTSC system, simultaneous transmission of all three primary colors was achieved without need for wider broadcasting channels. Instead of colors being sampled in a rigid sequence, they are broken down, as they appear, into three basic components: luminance (or brightness), saturation (or vividness) and hue (or tint). In transmission, the luminance variations amplitude-modulate the main carrier (as in a monochrome system), while variations in saturation and hue modulate a "chrominance" subcarrier. Saturation and hue are kept separate by combining ampli-

SPECIAL DEFINITIONS

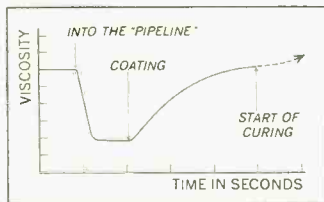
| | |
|------------------------|--|
| Line Resolution | Measure of the narrowest line width which can be transmitted or received. |
| Field Rate | Number of fields per second. Standard rate is 60 per second (30 odd line fields interlaced with 30 even line fields—odd and even fields are sequentially scanned and transmitted). |
| Brightness | How bright or dim the dominant color appears to the eye. It is not the same as saturation, which has to do with the amount of white light simultaneously present. |
| Saturation | Purity of color, freedom from mixture of white or grey. Deep red has little or no white light and is fully saturated. Pink is diluted red and has low red saturation. |
| Chrominance | Collective term referring to color, hue, saturation, etc. |
| Hue | Dominant wavelength which distinguishes a color such as red, yellow, etc. Deep red and pink are of the same hue, but differ in saturation. |
| Luminance | Brightness of a given unit of picture area irrespective of colors. It produces a conventional black and white picture. |

*The writer recalls having fashioned his own color wheel and cardboard and colored cellophane. By adjusting the sweep controls, the CBS transmission could be broken into four separate small pictures. Any one of these could be selected for viewing through the crude motor-driven filter.

Some plain talk from Kodak about tape:

The binder that ties things together... and how to sound in the pink

"La sauce, c'est tout,"—the sauce is everything, say the French. An oversimplification perhaps. Still, as far as sound recording tape goes, the sauce—our "R-type" binder—counts for a lot. First off, there must be a mutual affinity between binder and oxide. It must be a good oxide mixer, while still keeping individual oxide particles at arm's length, you might say. Of course, fast drying, superior chemical stability, and a dozen other mechanical and chemical properties are a must. One very interesting point involves the "R-type" binder's viscosity characteristics . . .



"R-type" Binder Viscosity Graph

A Sticky Problem. Familiar with no-drip house paints? They're thick in the can . . . thin when you apply them (for low effort) . . . yet thicken again as soon as applied, so they won't drip. Somewhat the same thing has to happen when one applies the binder-oxide mix to the tape backing. It's got to go on smoothly—low viscosity . . . then it's got to stay put—high viscosity. To thicken the plot, once the coating is on, the tape is passed through a very strong magnetic field to physically align the oxide particles—low viscosity again. Once aligned, the particles have got to stay locked in "at attention!"—high viscosity. That's asking a lot of a binder. And ours delivers.

It's Loaded. Our "R-type" binder not only gives you a more disciplined, smoother, more efficient oxide layer . . . but it allows us to incorporate a high oxide density in the magnetic dispersion. High output is the "proof" of this density. That's why KODAK tapes give you from 1 to 3 db extra output compared to equivalent competitive tapes.

Pink Noise Testing . . . or how hi-fi is your room? Room acoustics certainly color the sound you hear . . . may even produce effects you have ascribed to electronics. Take test tapes, for example. They frequently make use of pure tones, even pure sine waves that easily go through your amplifier yet give a most confusing impression to your sound-level meter or ears. The culprit? Standing waves caused by hard parallel surfaces—like walls, floor and ceiling—which reflect the sound back and forth. At the point of reinforcement, the sound is loud; at the null point, it's low. What to do? Persian wall-hangings, bearskin rugs and soft rounded forms—if you're lucky enough—help keep standing waves down. But to develop the very best in KODAK Sound Recording Tapes, our engineers turn to "pink noise" testing.



Why Pink? Unlike pure tones that make for easy instrumentation, musical sounds are complex—very similar to narrow bands of "white noise." But a white noise generator produces a mixture of all possible tones with equal energy-per-unit frequency. By breaking this white noise down into one-third octave bands of equal energy, we can study portions of the sound spectrum separately, yet have sound waves that are sufficiently complex so standing waves no longer confuse the issue. We call this type of white noise "pink". We're working on a practical sim-



plification that will let you do something of this sort for your own checkout. But meanwhile, relax to the music of KODAK Tape, secure in the knowledge that it is even "Pink Noise Tested!"

KODAK Tapes—on DUROL Base and polyester base—are available at most electronic, camera, and department stores. To get the most out of your tape system, send for free, 24-page "Plain Talk" booklet which covers the major aspects of tape performance. Write: Dept. 940, Eastman Kodak Company, Rochester, N. Y. 14650.

EASTMAN KODAK COMPANY, Rochester, N. Y.

CIRCLE NO. 8 ON READER SERVICE PAGE



Your copy is waiting
**The do-it-yourselfer's
 newest catalog**

Here's your new catalog of quality electronic kits and assembled equipment . . . your shopping guide for TV set kits, transistor radios, voltmeters, scopes, tube testers, ham gear, PA systems, and a host of other carefully engineered products. Every item in the Conar catalog is backed by a no-loopholes, money-back guarantee. It's not the biggest catalog, but once you shop its pages you'll agree it's among the best. For years of pleasurable performance, for fun and pride in assembly, mail the coupon. Discover why Conar, a division of National Radio Institute, is just about the fastest growing name in the kit and equipment business.

CONAR

MAIL NOW!

CONAR

JAGC

3939 Wisconsin Avenue, Washington, D.C. 20016

Please send me your new catalog.

Name _____

Address _____

City _____ State _____ Zip Code _____

tude- and phase-modulation of the common subcarrier.

Along with the NTSC system came the tricolor picture tube, which eliminated the need for separate picture tubes and an optical system in the receiver. A prototype of this tube had been demonstrated by RCA at the 1950 FCC hearing.

In 1954, NBC and CBS joined in putting the NTSC system on the air commercially, and RCA marketed its first commercial color set in March of that year. By the year's end, NBC had broadcast a total of 68 color hours as against 46 for CBS. The figure tripled for NBC the following year and has continued to increase gradually through subsequent seasons. However, CBS began to lag in its color scheduling, and by 1960 had ceased broadcasting color entirely except for an occasional special program.

Meanwhile, the rosy prophecies of spectacular sales of color receivers were not materializing. Apparently, TV set owners were skeptical of color and had adopted a "wait and see" attitude. They were not about to scrap their present sets and spend \$600 to \$1000, or more, for the dubious privilege of being able to watch a handful of shows in colors that were often smeary and unnatural.

By early 1956, a cumulative total of only 50,000 color TV receivers had been sold—less than 15% of the figure that



Latest in studio color cameras from RCA costs over \$70,000, is fully transistorized, and has 4 camera tubes—1 for each primary color, 1 for luminance.

POPULAR ELECTRONICS

YOU Can Build An Organ As Well As Thomas Does And Save Up To \$350!



GD-983
\$849⁰⁰
(including bench)



GD-325B
\$394⁹⁰
(including bench)

Deluxe Heathkit®/Thomas "Coronado" ... 17 Voices, Chimes, Full Features

Just touch a tab and you create any one of 17 rich organ voices ... Saxophone 8', French Horn 8', Violin 8', English Horn 8', Oboe 8', Flute 8', Cello 8', Bass Clarinet 16', Trumpet 16', Bourdon 16', Flute D'Amour 4', Quint 5-1/3' and Diapason 16' and 8'. And you'll soon learn combinations to produce additional voices like the hawaiian guitar, vibraharp, harpsichord, zither, calliope, bagpipes, etc. It's like having an entire orchestra at your fingertips.

Other features include 28 notes of chimes — worth \$500 to \$2000 as an extra on other organs; 2-speed rotating Leslie plus 2-unit main speaker system; two 44-note keyboards; 13-note bass pedals; attack and repeat percussion; handcrafted walnut cabinet and bench; all-transistor circuit.

Kit assembly takes around 70 hours and you enjoy savings up to \$350. Liberal credit terms available on both Heathkit®/Thomas organs.

Kit GD-983, Organ & matching bench, 245 lbs. \$849.00

Low-Cost Heathkit®/Thomas "Artiste" ... Instant-Play COLOR-GLO And 10 Voices

Thanks to exclusive Color-Glo, you and every member of your family can play melody, harmony and bass notes instantly. Just match up the colors with your left hand, the letters with your right ... and you play complete songs ... even if you've never played an organ before!

And when you're finished, just flip a switch and the Color-Glo key lights disappear, leaving a beautiful spinet organ. Other features include 10 organ voices, two 37-note keyboards; 13-note base pedals; variable repeat percussion; all-transistor circuitry; 12" speaker; plus handsome walnut cabinet and bench.

The simple Heathkit assembly takes around 50 hours, and you save up to \$150 over a comparable factory-built model.

Discover how easy a Heathkit/Thomas organ is to build and play ... mail coupon below for the FREE Heathkit catalog.

Kit GD-325B, 171 lbs. Organ & matching bench \$394.90



FREE! World's Largest Electronic Kit Catalog!

108 pages ... many in full color ... over 250 easy-to-build kits for stereo/hi-fi, amateur radio, shortwave, color TV, test, marine, CB educational. Mail coupon or write Heath Co., Benton Harbor, Mich. 49022.

HEATH COMPANY, Dept. 10-9
Benton Harbor, Michigan 49022

Enclosed is \$ _____, plus shipping.

Please send model _____

Please send FREE Heathkit Catalog

Name _____

Address _____

City _____ State _____ Zip _____

Prices & specifications subject to change without notice.

CL-252

had been forecast two years earlier! Magnavox, Motorola, General Electric, Emerson, and two or three other manufacturers entered the market with color receivers of their own, but bowed out as soon as it became apparent that color TV was not selling.

The Turning Point. Technological progress went on, nonetheless, and RCA, having already sunk close to \$100 million into color TV, persevered. In 1960 a supersensitive camera tube was introduced to overcome the 80% light loss through the camera's color filters. This broadened the range of subjects that could be televised in color. Meanwhile, improvements continued to be made in the tricolor (shadow-mask) picture tube.

The turning point came late in 1961. Color receiver sales were up and other manufacturers were again tempted to enter the market. By early 1962, RCA had been joined by Zenith and ten other manufacturers in producing color TV receivers, and the average price was down to \$600. As the number of sets in use approached the million mark and annual sales continued to mount at an ever-increasing rate, advertisers began eyeing color with renewed interest. By the year's end, the ABC network had begun broadcasting color, and twelve more manufacturers had entered the receiver market.

On the surface, the upturn appeared to have little immediate impact. Annual sales of monochrome sets continued to grow and, in 1964, reached the first new high in nine years. But, at the same time, the demand for color sets had already begun to exceed the supply, and

there were mounting backlogs of orders for cameras and other color TV broadcast equipment.

If, by the fall of 1965, any doubt remained that color TV had finally arrived, it was quickly dispelled by the return of the pioneer—CBS—with half of its prime time programs being offered in compatible color.

As this story goes to press, there are more than nine million color sets in use in American homes, half of which were purchased only within the past year. There's still a long way to go before color TV sets will have entirely replaced the 70 million monochrome sets now in use throughout the country. But the way things look at the moment, by 1968—color's 40th anniversary—black and white TV should be well on its way to becoming a relic of a bygone era. —30—

AQUARIUM HEATER

(Continued from page 75)

time since this can cause the heater to overheat and probably damage the glass tube.

Final Assembly. You are now ready to install the circuit in the plastic container. First, align the ¼"-thick piece of plexiglass on the plastic cover as shown in Fig. 4. Measure out the locations for two mounting holes and then drill holes with a ⅛" bit. Drill a third hole at the opposite end where the thermistor will be mounted.

To form the plexiglass, place the end

"Best CB Microphone on the market!"

TURNER +2

THAT'S WHAT ONE OF OUR CUSTOMERS SAID, AND OF COURSE, THE CUSTOMER IS ALWAYS RIGHT.

For more information about the +2 CB (and amateur) microphone, use the Reader Service Card or Write:



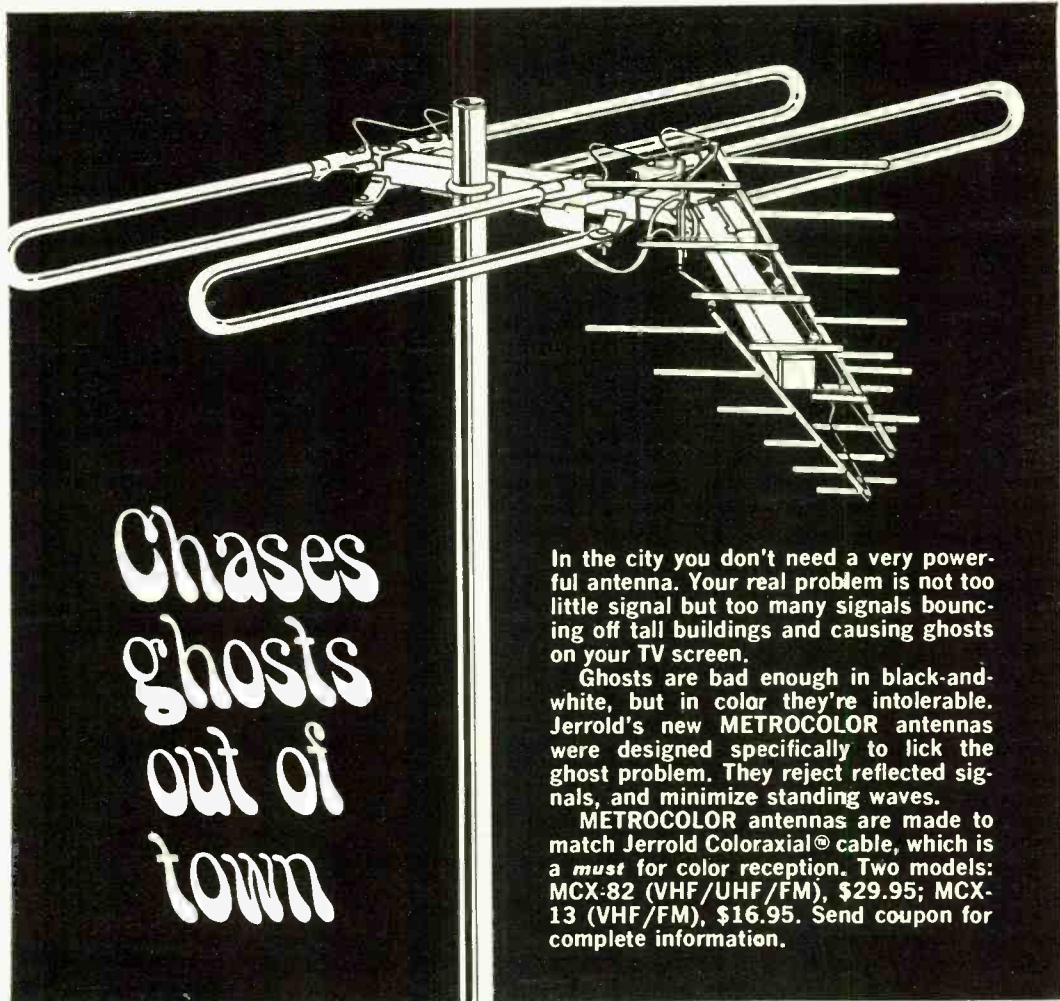
THE TURNER MICROPHONE COMPANY

946 17th Street N.E. • Cedar Rapids, Iowa

In Canada: Tri-Tel Associates, Ltd. Export: Ad Auriema Inc., 85 Broad Street, New York, N.Y. 10004



CIRCLE NO. 31 ON READER SERVICE PAGE



Chases
ghosts
out of
town

In the city you don't need a very powerful antenna. Your real problem is not too little signal but too many signals bouncing off tall buildings and causing ghosts on your TV screen.

Ghosts are bad enough in black-and-white, but in color they're intolerable. Jerrold's new METROCOLOR antennas were designed specifically to lick the ghost problem. They reject reflected signals, and minimize standing waves.

METROCOLOR antennas are made to match Jerrold Coloraxial[®] cable, which is a *must* for color reception. Two models: MCX-82 (VHF/UHF/FM), \$29.95; MCX-13 (VHF/FM), \$16.95. Send coupon for complete information.

NEW JERROLD

metro color[™]

82-CHANNEL ANTENNAS



JERROLD ELECTRONICS, Dept. PE-9
4th & Walnut Sts.
Philadelphia, Pa. 19105

Send me complete information on Jerrold METRO-COLOR Antennas, and the name of my nearest dealer.

Name _____

Address _____

City _____ State _____ Zip _____

CIRCLE NO. 16 ON READER SERVICE PAGE

with the two holes in a vise. Then heat the other end with a torch until it becomes soft enough to bend. Using heavy long-nose or gas pliers, bend the heated end into a hook with an opening large enough to fit over the fish tank wall.

When the plexiglass cools off, screw it onto the plastic cover using two spacers and 6-32 x 1"-long screws. Use flat washers over both sides of the cover to prevent it from tearing prematurely.

Now mount the remaining two standoffs on the circuit board using 6-32 x 3/4" screws and #6 nuts. Be sure to place a plastic cable clamp around the heater cable and another one around the line cord before securing the clamps in place between the circuit board and the standoffs as shown in Fig. 3.

Run the thermistor through the short piece of air hose, slip the glass case over it, and then secure the entire assembly on the plexiglass with the remaining clamp. The thermistor should be adjusted so that, when mounted on the fish tank, it sticks down as far in the water as possible, without water being allowed to seep through the top opening of the glass.

The entire installation must be watertight for water is a very good conductor of electricity, and unless every precaution is taken to separate this lethal combination, your entire project could wind up being a disaster.

Installation. If your circuit passes the "squeeze test," you are ready to install it in your aquarium. Just in case you haven't used one of these thermostats before, here are a couple of hints:

(1) Hang the thermostat on the outside of the fish tank, and allow the heater to rest at the bottom of the tank. Keep the thermistor well down in the water to avoid faulty operation that could cause the tank to overheat.

(2) Be sure to use a circulating pump. Even in a small tank, there may be temperature differences of five degrees or more between the top and bottom of the tank.

The heat required to maintain the desired water temperature depends, essentially, on the difference between the water temperature and the room temperature. Since the SCR is a half-wave device, it supplies current to the heater

for only half of the *on* cycle. Thus, a 75-watt heater consumes only about 37½ watts. If your heater never turns off (allow a couple of days for stabilization), you need more heat.

The easiest solution to this problem is to add another heater in parallel with the first. Another solution is to full-wave rectify the line voltage to provide power to the heater during the complete cycle of operation. A fully assembled bridge rectifier, such as the Motorola MDA-952-4, or equivalent, can be wired up as shown in Fig. 5.

Under normal operating conditions, your new thermostat should provide your tropical fish with true living comfort for years to come. Your reward is to sit back and let your little pets enjoy all the *transistorized* heat they need. -30-

LONG-TAILED PHASE INVERTER

(Continued from page 72)

extends at least 1¾" from the top and bottom edges to cover the grille cloth. But be sure to complete your finishing work on the trim before you mount the speaker, so that dust particles will not get into the speaker.

Also, cover all interior surfaces of the speaker enclosure above panel *H* with a 1"-2" layer of cotton or wool batting. Pack the tube behind *G* with loose kapok pillows. Then make a tightly packed pillow of wool batting and attach it to the inside of the cabinet, behind the speaker.

If you find it necessary to alter some of the dimensions given in order to accommodate a different speaker, or for effects, you can do so under controlled conditions; but in no case should the cross-sectional area of the tubes be made smaller. In fact, a subtle improvement may be achieved by adding about three inches to the depth of the enclosure and by making each tube about an inch deeper. For this modification, the port should be enlarged to 18½" x 6".

If you have carefully followed the instructions, and have installed a reasonably good low-frequency speaker, your *long-tailed phase inverter* will provide good listening. -30-

A complete line of CB accessories for all around operating convenience and improved station performance from...



JOHNSON



ANTENNA METER and CB MATCHBOX

Measure and correct high SWR from antenna-transmitter mismatch with two of the most important CB accessories ever offered. The Johnson Antenna Meter reads SWR up to 10:1. Inserts temporarily in feedline with two SO 239 coaxial connectors. The CB Matchbox corrects SWR up to 5:1 to proper match of 1:1 or less.

Cat. No. 250-849 Antenna Meter \$14.95 NET
 Cat. No. 250-49 CB Matchbox \$15.95 NET



STONE ALERT SELECTIVE CALLING UNIT

Silence skip, noise and other distractions with the Johnson Tone Alert selective calling unit. Tone Alert silences your receiver until another tone alert station calls you. Red light and tone indicate when you are called. Simple, one-switch operation. For any Messenger (except "350") and most other tube-type CB units.

Cat. No. 250-810
 Tone Alert for 6V filaments \$59.95 NET
 Cat. No. 250-811
 Tone Alert for 12V filaments \$59.95 NET
 Cat. No. 250-819-1
 Tone Alert Kit for Messenger I \$ 9.95 NET
 Cat. No. 250-819-2 Tone Alert Kit
 for other manufacturers CB units \$ 7.75 NET
 Cat. No. 250-827 Tone Alert for
 Messenger III and Messenger 100 \$69.95 NET




VOLTAGE REGULATOR and IN-CONVERTER

The Voltage Regulator and In-Converter are two of the handiest accessories to be made available to CB operators. Now you can convert any DC power source from 6 volts to 32 volts, regardless of polarity into a usable voltage for transistorized CB radios or other electronic equipment requiring 14 watts or less. The In-Converter converts 6 Volts DC to 12 or 18 ... 12 Volts DC to 24 ... and inverts polarity from positive to negative or negative to positive. The Voltage regulator converts any DC voltage in the range of 24-32 volts to 13 Volts DC. Compact size—installs anywhere.

Cat. No. 239-120-1 In-Converter \$22.95 NET
 Cat. No. 239-119-1
 Voltage Regulator (Pos. Grd.) \$14.95 NET
 Cat. No. 239-119-2
 Voltage Regulator (Neg. Grd.) \$17.95 NET

POWER PACK



Convert any transistorized Johnson Messenger into a full power hand-carried portable unit with the Power Pack. Uses rechargeable nickel-cadmium batteries for long life. Attaches to rear of Messenger. Adds only 2 lbs. to weight and 3" to length. Operates 8 hours or more between charges.

Cat. No. 250-845-1
 Power Pack Messenger III \$69.95 NET
 Cat. No. 250-854-1
 Power Pack Messenger 100 \$69.95 NET
 Cat. No. 250-855-1
 Power Pack Messenger 350 \$69.95 NET
 Cat. No. 250-846-1
 Battery Charger for Power Pack \$17.50 NET

WRITE TODAY! for complete literature or see your JOHNSON Distributor.



The most reliable name in communications

E. F. JOHNSON COMPANY

2446 10th Ave. S.W. • Waseca, Minn. 56093

CIRCLE NO. 17 ON READER SERVICE PAGE

WAR ON SKATING

(Continued from page 68)

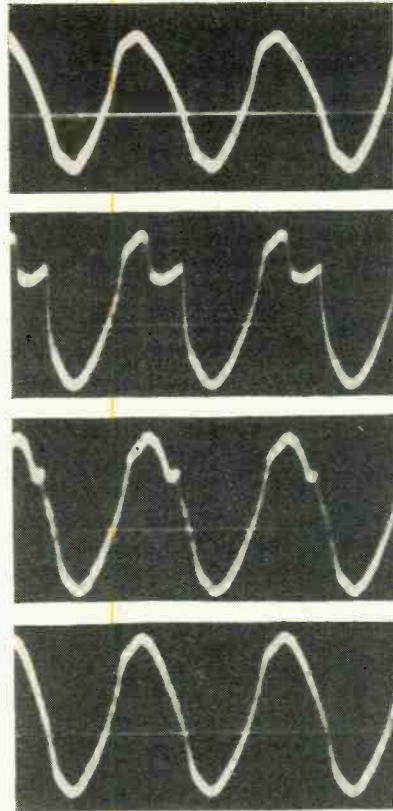
slight unbalances must be corrected.”

Other experts bear him out. “We’ve found that skating compensation helps tracking in some of the new cartridge models with an elliptical stylus,” reports Len Chase of New York City’s Electronic Workshop. “Skating problems are more severe with that stylus shape.” The reason, most likely, is that the thin ridge of the elliptical stylus digs deeper into the record material, so the added friction increases the skating force.

The Evidence. Julian Hirsch, well-known audio engineer, reported in *HiFi/Stereo Review* (May, 1966, page 33) that the effects of anti-skating devices can be observed on test equipment. Using the *HiFi/Stereo Review* test record, a high compliance cartridge, and a tone arm with an adjustable anti-skating feature, Hirsch fed the stereo cartridge output to a high gain oscilloscope (see illustrations at right). Sure enough, without skating compensation, the scope clearly showed distortion in one channel, apparently the result of haphazard tracking along the outer groove wall. As soon as the anti-skate dial was adjusted to the proper setting, the distortion disappeared on the scope.

But can you really hear the difference? On high-level test tones, the ear confirmed what the eye saw on the scope screen. As the waveform on the scope smoothed out after proper anti-skate adjustment, the sound of the affected stereo channel cleared up also. However, this happened only: (a) if the cartridge was tracking at its minimum recommended pressure; (b) if the test tone was recorded at an extremely loud level, making tracking conditions far more critical than normally encountered in musical material.

Oddly enough, these results prove that both sides in the current skating squabble have a legitimate point. The evidence on the scope left no doubt that anti-skating devices provide better tracking, just as claimed by Gorski and like-minded engineers. Yet the evidence also bears out the opposition claim that the



In the Hirsch-Houck tests on skating distortion, the two uppermost oscilloscope pictures show the response along the inner (top photo) and outer (second photo) walls. Distortion is visible in the outer wall trace since the stylus is losing contact with the groove. The two remaining photos show the addition of anti-skating force to counteract the generation of distortion. In the third photo, some distortion is visible, and in the bottom photo, we can see optimized anti-skating compensation.

improvement is slight and occurs only in very loud passages, only at minimum tracking force, and only with high-compliance cartridges.

So what conclusions can be drawn? It stands to reason that the average listener with only a casual interest in fidelity just isn't going to bother about anti-skating. In any case, chances are that his equipment is too crude to show up such subtleties. But there's another type of listener—the man who takes pride in a first-rate rig, who cares about the fine points in audio design and likes to keep up with technical advances. He'll root out harm in the arm and tolerate no stylus skate.

-30-

punchy galore



Was it possible to put *extra* punch, *extra* power and *extra* performance into a 5 watt CB mobile radio . . . and sell it for only \$99.95? B&K, creators of the famous Cobra CAM 88, thought so—and built the new Cobra V. The 5 channel Cobra V is solid state, all-the-way. Those who have heard it and tested it say it is a most remarkable achievement in miniaturization—in CB technology—in selectivity, sensitivity and 100% modulation. It's true; this one's got punch galore. We've proven it . . . now you can. At B&K Distributors.



A DIVISION OF DYNASCAN

1801 W. Belle Plaine, Chicago, Illinois 60613

WHERE ELECTRONIC INNOVATION IS A WAY OF LIFE

Olson

* **FREE**

Fill in coupon for a **FREE** One Year Subscription to **OLSON ELECTRONICS'** Fantastic Value Packed Catalog—Unheard of **LOW, LOW PRICES** on Brand Name Speakers, Changers, Tubes, Tools, Stereoa Amps, Tuners, CB, and other Values. Credit plan available.

NAME _____
ADDRESS _____
CITY _____ ZONE _____ STATE _____

If you have a friend interested in electronics send his name and address for a **FREE** subscription also.

OLSON ELECTRONICS
INCORPORATED

511 S. Forge Street Akron, Ohio 44308

CIRCLE NO. 44 ON READER SERVICE PAGE

Plan and build your speaker system of tomorrow today!

The P.S.E. Way

University's PSE — Planned Speaker Expansion is a master blueprint for better stereo speaker systems. See your University Dealer today, or write for your **FREE** PSE Technigrams.



UNIVERSITY SOUND
A DIVISION OF LTV LING ALTEC, INC.

Dept. I 64 P.O. Box 1056, Oklahoma City, Okla.

Name _____
Address _____
City _____
State _____ Zip _____

CIRCLE NO. 32 ON READER SERVICE PAGE

TV COLOR-BAR GENERATORS

COMING UP!

MOST TV SETS in the homes of experimenter/hobbyists that are in need of servicing or other adjustments will have their innards exposed long before a serviceman is called, and that goes for color TV sets, too. The apparent complexity of a color TV set will serve as a bar to an electronically minded person only for a very short time.

With color TV firmly entrenched on the American scene, color bar generators are coming into their own, and they will soon share the spotlight with the other types of test equipment now in general use. It is practically impossible to converge a color picture tube without a dot or line display, and that is only one of the many functions of this particular type of test equipment.

We don't predict that there will be two color bar generators "in every pot," but we do think there is one in your very near future, perhaps as soon as next month, when we will present a comprehensive, up-to-the-minute round-up of available equipment.

Which one will you go for? What features will you seek out? Will it be a kit, or a factory-wired job. How much money will you have to spend?

There are many features, and quite a few test equipment manufacturers are working feverishly to have enough equipment on hand to satisfy the demand. Among them are Allied, Amphenol, B & K, EICO, Heath, Hickok, Jackson, Lectrotech, Mercury, Precision, RCA, Seco, and Sencore.

There are NTSC signal and rainbow generators; tube and transistor types; battery- and line-operated versions; units with and without gun killers; and units with many different types of test patterns. Some have audio and video signals as well as r.f. signals.

Don't miss this "must" reading in the October issue, especially if you want to be sure that your color TV set is in good working order. A "How It Works" section will be included in the article.

-30-

QUIZ ANSWERS

(Quiz appears on page 59)

- 1 CUTOFF.** Initially, because the collector side of load R_1 is positive with respect to the other side of the resistor, the waveform appears above the base line. As the transistor approaches cutoff, the drop across R_1 is reduced. This causes the display to move down toward the center of the screen. At cutoff, the current ceases and the drop across R_1 is at a minimum, producing a flattening of the sine wave peak near the base line.
- 2 SATURATION.** Although the voltage at the plate is positive with respect to the cathode, the scope "sees" a negative voltage since its leads are reversed. Thus, the trace appears below the base line. As the tube approaches saturation, the plate-to-cathode voltage decreases, and the display moves up toward the base line. During saturation, the plate-to-cathode voltage remains constant, and the waveform flattens out at the top to reflect this condition.
- 3 CUTOFF.** The voltage at the collector is equal to the battery voltage minus the drop across R_L . With the collector negative with respect to ground, the displayed waveform is below the base line. At cutoff, the drop across R_L is at minimum and the collector becomes even more negative, and causes the peak farther away from the base line to flatten out.
- 4 CUTOFF.** Since the signal at the cathode is positive with respect to ground, the displayed waveform appears above the base line. As the tube approaches cutoff, the cathode current decreases—and the cathode becomes less positive, allowing the beam to move down to the scope's base line. At cutoff, current ceases and the drop across the cathode resistor is zero; and the waveform flattens out at the base line.
- 5 SATURATION.** In this arrangement, the collector is negative with respect to the emitter, and the waveform is displayed below the base line. As the transistor approaches saturation, the collector voltage becomes less negative, and the display approaches the base line. At saturation, the collector voltage is at its minimum value and can decrease no further. Thus, a leveling off occurs at the base line.
- 6 SATURATION.** The voltage across R_1 is such that the plate end of the resistor is always negative or zero with respect to the battery end; thus, the signal appears below the base line. As the tube approaches saturation, the drop across R_1 increases and the trace moves farther away from the base line. At saturation, the drop across R_1 remains constant, resulting in a flattening out of the waveform at the level farthest away from the base line.
- 7 CUTOFF.** Except for the transformer coupling to the scope, this circuit is the same as the one discussed in problem 1. The use of a transformer modifies the waveform by (1) reversing the polarity of the voltage across the secondary, and (2) removing the d.c. component from the signal, causing the display to be essentially centered on the screen.
- 8 SATURATION.** The plate voltage with respect to ground is, of course, equal to the battery voltage, less the drop across R_1 . Being positive, the plate voltage causes the display to appear above the base line. As the tube approaches saturation, the plate voltage becomes less positive because of an increase in the drop across R_1 and the trace moves down toward the base line. At saturation the plate voltage remains constant at its lowest level, and the signal peak near the base line is clipped.

for the critical ear

SHURE

Stereo Dynamic®

HIGH FIDELITY PHONO CARTRIDGES

THE "FLOATING" CARTRIDGE



M80E GARD-A-MATIC® WITH ELLIPTICAL STYLUS

Bounce-proof, scratch-proof performance for Garrard Lab 80 and Model A70 Series automatic turntables. Especially useful for applications where floor vibration is a problem. Spring-mounted in tone arm shell. Unique safety feature retracts stylus and cartridge when force exceeds 1½ grams . . . prevents scratching record and damaging stylus. \$38.00

Write for literature:

SHURE BROTHERS, INC.

222 HARTREY AVE., EVANSTON, ILLINOIS

CIRCLE NO. 27 ON READER SERVICE PAGE

LEARN Electronics AT HOME

Fix TV, design automation systems, learn transistors, complete electronics. College level Home Study courses taught so you can understand them. Earn more in the highly paid electronics industry. Computers, Missiles, theory and practical. Kits furnished. Over 30,000 graduates now employed. Resident classes at our Chicago campus if desired. Founded 1934. Catalog.

AMERICAN INSTITUTE OF ENGINEERING & TECHNOLOGY
1137 West Fullerton Parkway, Chicago, Illinois 60614

FREE CATALOG!

148 PAGES • NEARLY 4,500 BARGAINS
OPTICS • SCIENCE • MATH



Completely new 1968 edition. New items, categories, illustrations. Dozens of electrical and electromagnetic parts, accessories. Enormous selection of Astronomical Telescopes, Microscopes, Binoculars, Magnifiers, Magnets, Lenses, Prisms. Many war surplus items for hobbyists, experimenters, workshop.

CLIP AND MAIL COUPON TODAY

EDMUND SCIENTIFIC CO., Barrington, N. J.
PLEASE SEND ME FREE CATALOG "AV"

Name
Address
City State ZIP



PERMANENT PROTECTION!

**POPULAR
ELECTRONICS**

**Deluxe Magazine Files that
hold a full year's copies!**

Designed to keep your periodicals orderly and easy to refer to. These durable files guard against soiling, tearing, wear or misplacement of issues. They look, feel like leather and are washable! 23kt. gold lettering and exquisite 2-color binding make them highly-decorative additions to your bookshelves.

Shipped POSTPAID! FULLY GUARANTEED!

Only \$3.50 each—3 for \$10, 6 for \$19!

Jesse Jones Box Corp., Box 5120, Dept. PE
Philadelphia 41, Pa.

Enclosed is \$_____. Please send me _____ Popular
Electronics Magazine Files in the colors checked below:

- Black backing/maroon sides
- Maroon backing/black sides

NAME _____

ADDRESS _____

CITY _____ STATE _____ ZIP CODE _____

Orders outside U.S.A. please add \$1 additional for each file ordered.

(Payment must accompany order)

New sound column



**High Fidelity
Speaker System**

Looks beautiful, sounds excitingly different! Sound column design uses scientific focusing principle to add extra projection to high tones, re-create music with startling fidelity. Ideal for stereo. 33 1/4" h. x 10 1/2" w. x 4" d. 4 Jensen speakers — 2 specially-designed high compliance woofers, 2 direct radiator tweeters. 50 to 17,000 cps. Cabinet of genuine walnut with oiled finish . . . designed to hang on the wall like a picture.

The Astra

SAVE
Stereo pair only
\$89.95

\$49.95 each
audiophile
net

Argos
PRODUCTS COMPANY

Write for free catalog showing Argos systems for every purpose

Dept. C 600 S. Sycamore St., Genoa, Ill. 60135

CIRCLE NO. 5 ON READER SERVICE PAGE

CATV

(Continued from page 52)

ropolitan markets. At the same time, the FCC gave CATV a relatively free hand in other markets. The FCC's right to assume jurisdiction over CATV was confirmed by the House Commerce Committee in June.

Also in June, a Federal court decision declared that CATV was liable for payments to copyright holders on any programs they transport to subscribers. The ruling was handed down by U.S. District Judge William Herlands in a suit brought by United Artists against Fornightly Corporation, a West Virginia CATV operator.

But the fight is far from over. Subscribers who have enjoyed the benefits of CATV are not likely to hold still for any curtailment of service. And people in present non-CATV areas are finding it hard to understand why they must get along with only a few channels while other areas enjoy great television diversity.

According to a bill introduced in Congress by Representative Oren Harris, the purpose of government control of the airwaves is to provide "a national television policy stressing viewer access to the greatest practicable diversity of local, network, educational and other television programs." When the dust of the battle has settled, CATV is sure to play a big part in meeting this objective. In years to come, CATV may indeed revolutionize viewing habits. —50—

SOLID STATE

(Continued from page 78)

other hand, checks used components first, for it's a lot easier to locate a defective part this way than to troubleshoot a finished circuit. And who wants to work that hard?

Do you prepare clip-lead parts in advance? Not unless you're lazy. For I know a very lazy man who has a stock of assorted capacitors equipped with alligator clips, and a few pots similarly equipped with short leads and alligator clips. If he's in doubt about a bias resistor value, for instance, he simply clips a pot in place, ad-

justs it for optimum results, then measures the resistance setting with an ohmmeter, and installs the nearest fixed value resistor in its place. On the other hand, if you prefer to work, just solder and unsolder a hatful of fixed resistors until you find the proper value.

Do you double-check your wiring before applying power? The lazy man does. After all, why go to the extra work of rewiring a circuit to replace a blown transistor or burnt out resistor or two caused by a wiring error?

Until next month, then, relax, have fun . . . but do things the lazy man's way.

—Lou

ON THE CITIZENS BAND

(Continued from page 85)

cently instituted. To date the unpaid staff of the journal includes Harold as publisher, a brother, Ray Merton, XM-44-1948, circulation manager; and Mrs. Betty McGuffin, XM-44-1979, identifier coordinator.

General layout, art work, and printing of the new Canadian publication are excellent. Editorial and news content are equally good, not merely several thousand loosely chosen words simply designed to fill several pages. The Department of Transport (Canada's FCC) column is chock full of the latest regulatory information; club news is informative and complete, usually accompanied by Merton photography.

The Department of Transport appears to be looking favorably upon *SCOPE*. In a letter to Harold, DOT Director F. G. Nixon said in part, ". . . We would appreciate being favoured with a copy of future editions

FREE CB USER'S GUIDE

The "User's Guide to Citizens Band 2-Way Radio" published by Amphenol is a 20-page "handbook" full of useful information for the would-be CB'er. Material covered includes the safety, control, and convenience features of CB equipment in general, how to select the type of unit most suitable for a specific purpose, information on antenna installation, a glossary of CB radio terms, and the Amphenol line of equipment. The Amphenol people have offered to supply reasonable quantities of the booklet to clubs for use in public relations projects, demonstrations, etc., provided that a club's presiding officer makes the request on club stationery. Write to Melvin A. Snyder, Amphenol Distributor Division, Amphenol Corporation, 2875 S. 25th Ave., Broadview, Illinois 60153, for single or multiple copies.

BECOME A RADIO TECHNICIAN
For ONLY \$26.95

BUILD 20 RADIO
CIRCUITS AT HOME

with the New
Progressive Radio "Edu-Kit"®
ALL Guaranteed to Work!

only
\$26.95
Reg. U. S.
Pat. Off.

A COMPLETE HOME RADIO COURSE

- BUILD**
- 12 RECEIVERS
 - 3 TRANSMITTERS
 - SIGNAL TRACER
 - SIGNAL INJECTOR
 - CODE OSCILLATOR
 - SQ. WAVE GENERATOR
 - AMPLIFIER

- No Knowledge of Radio Necessary
 - No Additional Parts or Tools Needed
 - Excellent Background for TV
- Training Electronics Technicians Since 1946



FREE SET OF TOOLS, PLIERS-CUTTERS, TESTER, SOLDERING IRON.

WHAT THE "EDU-KIT" OFFERS YOU

The "Edu-Kit" offers you an outstanding PRACTICAL HOME RADIO COURSE at a rock-bottom price. You will learn radio theory, construction and servicing; you will learn how to build radios, using regular schematics; how to solder and wire in a professional manner; how to service and trouble-shoot radios. You will learn how to work with punched metal chassis as well as the new Printed Circuit method. You will learn the principles of RF and AF amplifiers and oscillators, detectors, rectifiers, test equipment. You will learn and practice code, using the Progressive Code Oscillator. You will build 20 Receiver, Transmitter, Code Oscillator, Signal Tracer, Square Wave Generator, Amplifier and Signal Injector circuits, and learn how to operate them. You will receive an excellent background for TV. In brief, you will receive a basic education in Electronics and Radio, worth many times the small price you pay, only \$26.95 complete.

PROGRESSIVE TEACHING METHOD

The Progressive Radio "Edu-Kit" is the foremost educational radio kit in the world, and is universally accepted as the standard in the field of electronics training. The "Edu-Kit" uses the modern educational principle of "Learn by Doing." You begin by building a simple radio. Gradually, in a progressive manner, and at your own pace, you construct more advanced multi-tube radio circuits, learn more advanced theory and techniques, and do work like a professional radio technician. These circuits operate on your regular AC or DC house current.

THE KIT FOR EVERYONE

You do not need the slightest background in radio or science. The "Edu-Kit" is used by young and old, schools and clubs, by Armed Forces Personnel and Veterans Administration for training and rehabilitation.

One of the most important aspects of the "Edu-Kit" is the Consultation Service which we provide. We welcome students to send us their problems, whether related to any of the material covered in the "Edu-Kit" course, or encountered in other experiences in the field of electronics.

THE "EDU-KIT" IS COMPLETE

You will receive all parts and instructions necessary to build 20 different radio and electronic circuits, each guaranteed to operate. Our kits contain tubes, tube sockets, variable, electrolytic, mica, ceramic and paper dielectric condensers, resistors, tie strips, coils, hardware, tubing, punched metal chassis, Instruction Manuals, hookup wire, selenium rectifiers, volume controls, switches, etc. In addition, you receive Printed Circuit materials, including Printed Circuit Chassis, special tube sockets, hardware and instructions. You also receive a useful set of tools, pliers-cutters, professional electric soldering iron, and self-powered, dynamic Radio and Electronics Tester. The "Edu-Kit" also includes Code instructions and the Progressive Code Oscillator. You will also receive lessons for servicing with the Progressive Signal Tracer and the Progressive Signal Injector, a High Fidelity Guide, FCC Amateur License Training, and a Quiz Book.

All parts, components, etc., of the "Edu-Kit" are 100% unconditionally guaranteed, brand new, carefully selected, tested and matched. Everything is yours to keep. The complete price of this practical home Radio and Electronics course is only \$26.95.

TROUBLE-SHOOTING LESSONS

You will learn to trouble-shoot and service radios using the professional Signal Tracer, the unique Signal Injector, and the dynamic Radio and Electronics Tester. Our Consultation Service will help you with any technical problems.

J. Stasaitis, of 25 Poplar Pl., Waterbury, Conn., writes: "I have repaired several sets for my friends, and made money. The 'Edu-Kit' did for itself! I was ready to spend \$240 for a course, but I found your ad and sent for your kit."

FREE EXTRAS

- Set of Tools • Radio Book • Radio and Electronics Tester • Electric Soldering Iron • Pliers-Cutters • Tester Instruction Book • Hi-Fi Book • TV Book • Quiz Book • Memberships in Radio-TV Club • Consultation Service • FCC Amateur License Training • Printed Circuitry Certificate of Merit • Valuable Discount Card

ORDER FROM AD—RECEIVE FREE BONUS
RADIO & TV PARTS JACKPOT WORTH \$15

- "Edu-Kit" Postpaid. Enclosed full payment of \$26.95.
- "Edu-Kit" C. O. D. I will pay \$26.95 plus postage.
- Send me FREE additional information describing "Edu-Kit."

Name


Address

PROGRESSIVE "EDU-KITS" INC.

1186 Broadway Dept 667D Hewlett, N. Y. 11557

CIRCLE NO. 23 ON READER SERVICE PAGE

SELLING YOUR TRANSCEIVER? BUYING THAT AMPLIFIER?



The 400,000 Live Wires who buy POPULAR ELECTRONICS each month will make it worth your while to place a classified ad at the low personal rate of only 55¢ a word.

This, the largest readership in its field in the world, offers the perfect market for making contacts. It's possible a great many of these readers are practically neighbors of yours, yet it is only through the medium of our classified columns that your mutual needs may be met.

Take advantage of our special personal rate of 55¢ a word (including name and address)

NO MINIMUM REQUIRED

a saving of 35¢ a word from
our commercial rate of 90¢.

A small investment is sure to bring large results. Write your ad today and mail it with your payment, to:

Hal Cymes
Classified Advertising Manager
POPULAR ELECTRONICS
One Park Ave., New York, N. Y. 10016

NOVEMBER ISSUE CLOSSES SEPTEMBER 1ST

of SCOPE and take this opportunity to wish you success in your venture." Ditto!

Club Chatter. Maumee Valley CB Radio Club, Fort Wayne, Indiana, has changed the date of its CB Radio Roundup to September 25. The event will be held, as scheduled, at the Memorial Coliseum from 10 a.m. to 5 p.m. For more information, contact MVC-BRC president Jack Dold, KHA9478, P. O. Box 1031, Fort Wayne, Indiana.

The Cereal City Citizens Radio Club, Inc., Battle Creek, Mich., published its first newspaper, the *CB Chatter Box*, in December, 1962. After the second issue hit the mail, the editor resigned, and club president Don Cortright, KPM0665, took over the job. Now, after 41 monthly issues, during which time there were no tardy, omitted or abbreviated papers, Don has resigned his post due to business commitments.

1966 OTCB CLUB ROSTER

The following clubs are represented on the OTCB Club Roster for the first time. Active CB clubs not yet registered with this column are urged to fill us in on their operation, giving us the club history, membership totals, public service assists that have been made, and a listing of current officers. Include a good, clear photograph if you can shake your publicity chairman loose, and we'll show the rest of the CB world what your operation really looks like. Send all material to Matt P. Spinello, CB Editor, POPULAR ELECTRONICS, One Park Avenue, New York, N. Y. 10016.

San Pablo, California—Circuit Breakers of the Bay Area. Membership: 49. Current officers: James Saltkill, KFD4399, president; John Hairgrove, KLA7069, vice president; Ruby Miranda, KNA1941-2, secretary; Martha Seymour, KFD4165-2, treasurer; John Louis, KFC0005, sergeant at arms. Club publishes monthly newspaper edited by Al Brogan, KNA4201.

Stockton, California—The Stockton CB'ers. Membership: 79. Officers: Carl McHenry, KFD6217, president; Dean Barker, KFD4313, vice president; Jim Cox, KLA3648, secretary; Jim Sperry, KFD2307, treasurer; and board members Bill Fortine, KNA3350; Sparkey Smith, KNA1900; Bob Morris, KFD2761; and Otto Rathjen, KNA0500.

Flint, Michigan—Michigan Wolverine Radio Club. Group has associate chapters in Livingston and Frankfort, with two to be added soon. All chapters are equipped with emergency units trained in civil defense and Red Cross emergency rescue and treatment work. Club publishes MWRC News Monthly, well-prepared and informative. State chairman is Larry Sneden, KNM6617.

Montreal, Quebec, Canada—Greater Montreal REACT Teams, Reg'd. Brothers Jack and S. Reeves Coleman, XM-52-4155, took it upon themselves to organize a REACT control for the entire city of Montreal after a trip to the U.S. a year ago; a stateside REACT control unit sent the Canadians home well versed and highly impressed with the REACT program. Team members are made up of club members from the Montreal Bilingual Radio Club, XM Mont-Royal Club, the XM'ers, Beaver Radio Association, and other GRS clubs in the area. Group has been involved with fire fighting work and with the St. Johns Ambulance center. They also inaugurated the idea for a CB blood bank through the Canadian Red Cross which they hope will spread throughout Canada and the United States.

I'll CB'ing you,

—Matt, KHC2060

CIRCLE NO. 19 ON READER SERVICE PAGE→

FREE!

Mail This Card Today For Your
FREE
1967 Lafayette Catalog 670

LAFAYETTE 1967 Catalog 670



*Now
BETTER
THAN
EVER*

Over
500
Pages

Featuring Everything in Electronics for
• HOME • INDUSTRY • LABORATORY
from the
"World's Hi-Fi & Electronics Center"

Use Lafayette's Easy-Pay Budget Plan
No Money Down ... Up to 24 Months to Pay
Satisfaction Guaranteed or Money Refunded

STORE LOCATIONS

| | | |
|-----------------|----------------------|--------------------------|
| NEW YORK | NEW JERSEY | (WASH. D.C. AREA) |
| Bronx | Newark | Falls Church, Va. |
| Brooklyn | Paramus | Mt. Rainier, Md. |
| Jamaica | Plainfield | CONNECTICUT |
| Manhattan | MASSACHUSETTS | Hamden W. Hartford |
| Scarsdale | Boston | PENNSYLVANIA |
| Syosset | Natick | Pittsburgh |
| | Saugus | |

Mail the Coupon Today for Your **FREE** 1967
Lafayette Catalog 670

LAFAYETTE Radio ELECTRONICS
Dept. 11-6 P.O. Box 10
Syosset, L.I., N.Y. 11791
Send me the Free 1967 Lafayette Catalog 670

Name

Address

City State

Zip

(Please Give Your Zip Code No.)



Name

Address

City

State

Zip

Dept. 11-6 (Please Give Your Zip Code No.)

Mail This Card Today for Your Friend's
FREE
1967 Lafayette Catalog 670



Friend's
Name

Address

City

State

Zip

Dept. 11-6 (Please Give His Zip Code No.)

Live Better Electronically With

LAFAYETTE RADIO ELECTRONICS

Mail The Card Today for Your

FREE!

1967 Catalog 670

Shop At The
"World's Hi-Fi &
Electronics Center"
For Widest Selection,
Low Prices



Stereo Hi-Fi • Citizens
Band • Ham Gear •
Tape Recorders • Test
Equipment • TV and
Radio Tubes and Parts •
Cameras • Auto Acces-
sories • Musical Instru-
ments • Tools • Books

Everything In Electronics For
Home • Industry • Laboratory

Exclusively Yours at Lafayette

A Complete Assort-
ment of Musical
Instruments



25-Channel,
Solid-State C.B.
Transceiver
Model HB-600



New! Criterion Hi-Fi
Bookshelf Speakers



No Money Down • Up to 24 Months to Pay

New 65-Watt AM-
FM Solid-State
Stereo Receiver,
Model LR-900T



New! 2-Channel
6-Transistor
Walkie-Talkie
Model HA-62



New! All Solid-State
Tape Recorders and
Decks—Model RK-830



Satisfaction Guaranteed or Money Refunded

Lafayette
Mobil-Ade™ 12-
Channel Solid-State
CB Transceiver,
Model HB-555



50-Watt Solid-State
Stereo Amplifier,
Model LA-248



New Complete Line
of Lafayette
TV Antennas



Do A Friend A Favor...

Have a friend interested in hi-fi or electronics?
Send us his name and address and we will send
him his own personal copy of the 1967 Lafayette
Catalog 670.

FREE! MAIL THE CARD TODAY!

PLACE
STAMP
HERE

PLACE
STAMP
HERE

LAFAYETTE RADIO ELECTRONICS
P.O. BOX 10
SYOSSET, L.I., N.Y. 11791

LAFAYETTE RADIO ELECTRONICS
P.O. BOX 10
SYOSSET, L.I., N.Y. 11791

AMATEUR RADIO

(Continued from page 80)

—video on 432 MHz and audio on 147.3 MHz. Club members are now planning to set up an amateur TV relay network between Louisville, Ky., and Chicago, Ill., following in the footsteps of British amateur TV'ers who regularly relay their pictures over as many as five stations.

On Sunday, August 28, the Southern Counties Amateur Radio Association of Southern New Jersey will hold its annual outing at Egg Harbor Lake, Egg Harbor City, N.J., starting at 9 a.m. This family-type affair will include pie eating contests and potato sack races for the youngsters, and lockers and showers will be available along with protected lake bathing. And, of course, there will be transmitter hunts, door prizes, and the classic swap shop. The SCARA station, K2BR, will be on at 3.85, 50.55 and 147 MHz to provide talk-ins to the campsite. Admission is \$1 per person, or \$1.50 for the family.


NEWS AND VIEWS

Robert Beaudoin, WN1FCN, 104 Cleveland St., Manchester, N. H., needs contacts and QSL's from Hawaii and Alaska for his Novice WAS. He doesn't pass up the DX while looking for the KH's and KL's, however; he has 18 countries in his log. Bob uses a Johnson "Ranger" transmitter, a National NC-155 receiver, and three antennas—a 3-element, 15-meter beam, a 40-meter dipole, and an end-fed wire on 80 meters. . . . **Kim Stuber, WB4CQJ**, 200 N. W. 40 Ct., Pompano Beach, Fla., did not "get on the ball" fast enough when he was WN4WWJ; consequently, his Novice license expired before he earned his General ticket. As WB4CQJ, Kim manipulates a Heathkit DX-100 transmitter, a National NC-183D receiver, and three antennas on 80, 40, 20, and 15 meters. He'll sked you if you need Florida or Broward County. . . . **Walt Kornienko, WN2WID**, 129 Culver St., Somerset, N. J., uses a secret weapon in the form of a 40-meter, inverted-V antenna in his attic to make contacts. His electron generator is a home-brew 15-watt transmitter, and the receiver is a Hammarlund HQ-150. In two weeks Walt has made 16 contacts in six states.

Al Noone, WN6SAZ, 1189 S. Muirfield Rd., Los Angeles, Calif., certainly didn't take long to find the secret of getting out. In 10 weeks, he has worked 49 states (Vermont is the hold-out), with 48 confirmed. On the DX front, his total is 32 countries worked in all continents; 19 of the countries in five continents have QSL'ed. With a record like that, you would naturally expect something pretty special in the way of equipment at WN6SAZ. Well, his transmitter is a Heathkit DX-60 running 75 watts, and it feeds a Hy-Gain 18-AVQ vertical roof-mounted with separate radials for 15, 40, and 80 meters. A Hy-Gain 3-element, 15-meter beam is in the works now. . . .

Dan Ruffer, WN85QA, 1541 Cornell Dr., S.E., Grand Rapids, Mich., receives with a Heathkit HR-10 and transmits on a Heathkit DX-40. A 40-meter dipole, 40' high, acts as the go-between in both transactions. Dan's logbook shows 35 states and 9 countries worked, and he is a member of the QRP Club.

if you
snap with
this...



it's a
snap with
this!

1966 POLAROID LAND PHOTOGRAPHY

If you own a Polaroid Land camera, or are in the market for one, sign up now for the most important "excursion" of your picture-taking career. An exciting tour through the miraculous world of "instant" pictures.

Your guide is the all-new 1966 edition of POLAROID LAND PHOTOGRAPHY — the only comprehensive and up-to-date handbook on the subject. The one knowledgeable guide that delivers the skill and know-how for the most rewarding Polaroid Land photographs you've ever taken!

Your tour begins the moment you open your copy . . . with a detailed inspection of the complete line of Polaroid Land cameras, accessories and film . . . next, a valuable course in photography basics . . . an important discussion on Polacolor . . . followed by 77 fascinating uses for Polaroid Land photography.

PLUS—gallery after gallery of masterful, enchanting Polaroid Land photographs—including 16 pages in glorious color.

All in all, 116 fact-and-photo-packed pages of the most extensive, authoritative, important-to-you information available. **Sign up today.** Just clip the coupon below and return it with your remittance. **\$1.25**

ALSO AVAILABLE—AN EXQUISITE LEATHERFLEX-BOUND EDITION FOR JUST \$3 POSTPAID!

Ziff-Bradley Service Division • Dept. PLP
589 Broadway • New York, N.Y. 10012

YES! Send me a copy of the 1966 POLAROID LAND PHOTOGRAPHY, as checked below:

\$1.25 enclosed, plus 15¢ for shipping and handling. Send me the regular edition. (\$1.50 for orders outside the U.S.A.)

\$3.00 enclosed. Send me the Deluxe Leatherflex-bound edition, postpaid. (\$3.75 for orders outside the U.S.A.) Allow three additional weeks for delivery.

name please print PE-96

address

city state zip code

--- PAYMENT MUST BE ENCLOSED WITH ORDER. ---

Back Issues Available

Use this coupon to order back issues of POPULAR ELECTRONICS

We have a limited supply of back issues that can be ordered on a first-come, first-served basis. Just fill in the coupon below, enclose your remittance in the amount of 50¢ each and mail.

ZIFF-DAVIS SERVICE DIVISION

Dept. BCPE, 589 Broadway

New York 12, New York

Please send the following back issues of POPULAR ELECTRONICS.

I am enclosing..... to cover cost of the magazine, shipping and handling.

Month Year

Month Year

Month Year

Name

Address

City Zone State

No charge or C.D.D. orders please. PE

AM/FM VHF RECEIVERS POLICE • FIRE • AIRCRAFT AMATEUR • GENERAL COVERAGE

The new 364B is a completely self contained highly sensitive receiver offering the user continuous AM/FM coverage from 26 to 54 and 88 to 174 MC in eight bands. Features: superhet circuitry, full vision calibrated dial with vernier drive, speaker, power transformer, ready to use for 110/120 V AC.



364B
\$49.95



348A Transistorized tuneable converter for use with car, home or portable radio. Ranges: 30-50, 115-130, 150-162 MC. Bat. incl. Same but crystal controlled for 12 V car use. (345A) \$29.95. Economy tuneable model (315T) same ranges \$18.95

348A
\$34.95



361C AUDIO EQUALIZER
\$44.95

Variable equalizer necessary for professional quality recording or playback. Ideal for use between mixer and tape recorder or tape to tape, etc. Write for details or send \$2.00 for LP demonstration record. Covers tape and disc recording techniques. Refunded with purchase.

Order direct or write for information

KUHN ELECTRONICS

20 GLENWOOD CINCINNATI 17, OHIO

CIRCLE NO. 18 ON READER SERVICE PAGE

David Proper, WB2PMP, 139 Thompson Ave., Oceanside, N. Y., works AM, CW, and SSB on all bands between 80 and 2 meters. A Hallicrafters SX-117 receiver and HT-44 transmitter cover the amateur bands up to 30 MHz, and Hallicrafters HA-6 and HA-2 transverters extend the coverage to the 50- and 144-MHz bands. Dave uses a 6-and-2 meter beam about 25' high on the higher frequencies and dipoles on the other bands. Although the dipoles are only 15' high, Dave has worked 48 states, New Zealand, and other Pacific DX on 40 meters, his favorite DX band. . . . **Lloyd Wright, VE3CFR**, 30 Rosel Crescent, London, Ontario, Canada, spends most of his waking hours on the air. Professionally, he is Commercial Director for CFPL-FM and CFPL-TV; on the amateur bands, he is the Ontario Phone Net Manager, Emergency Coordinator, and Official Bulletin Station; and he likes to chase certificates on CW. Among his three walls full of certificates are WAS, WAVE, Worked All Bermuda, and DXCC. An E. F. Johnson "Valiant" runs 200 watts on AM, and a Johnson "Invader" drives a Hammond 500 to 1000 watts on SSB. Lloyd has been an amateur for eight years and an SWL for "39."

Jim Rushing, WN5NTE, 602 San Patricio, Taft, Texas, has a 40-meter dipole antenna only 10' high. But with it he has worked 35 states and 5 countries—with the help of a Johnson "Ranger" running 75 watts and a Drake 1-A receiver. As you may have guessed, Jim spends most of his time on 15 and 40 meters, although he does get on 80 meters at times. . . . **Lee Barrett, WN2UKO**, 17 Crescent Dr., Potsdam, N.Y., proved that you can make lots of contacts with a simple receiver by working 18 states and six countries using a Knight-Kit "Star Roamer" receiver. He transmitted on a Heathkit DX-60A via an all-band "trap" dipole or a 15-meter dipole. We speak in the past tense about Lee's Novice career, because his license also expired before he took the General exam, but his General license and new call letters are on the way.

The first step toward seeing your "News and Views" in these pages is to write that letter to us. Include a good sharp picture, and your station will be considered for selection as the Amateur Station of the Month. Thank you for sending us your club paper. The address is: Herb S. Brier, Amateur Radio Editor, POPULAR ELECTRONICS, P. O. Box 678, Gary, Ind. 46401.

73. Herb, W9EGQ



"It's from Bill. The finance company repossessed his sideband rig."

SHORT-WAVE LISTENING

(Continued from page 83)

days at 1100, 1230, 1400, 1445, 1615, 1945, 2200, and 2330, and Wednesdays at 0145 and 0315.

SWITZERLAND—"Swiss Shortwave Service Merry-Go-Round"; Saturdays at 0730, 0919, 1215, 1400, 1515, 1615, and Sundays at 0215, 0519.

U.S.A.—WNYW; "DX'ing Worldwide"; Saturdays at 1330 and 2130.

Station WNYW. Did you notice something strange about that last item listed above? *Radio New York Worldwide* has changed its call-sign. For nearly 30 years the station has been known as WRUL. Before that, when it was first formed, it had the experimental call of W1XAL. Now, in keeping with the name of the station, the new call-sign is WNYW.

From WNYW comes word that the Russians are developing a mini-radio transmitter which will keep tabs on tourists in that country. The small radio units are to be attached "inconspicuously" to the travelers' cars during customs inspection. The signals from the "thing" can then be picked up by a network of police patrol stations which can check if a car deviates from its prescribed course.

CURRENT STATION REPORTS

The following is a resume of current reports. At time of compilation all reports are as accurate as possible, but stations may change frequency and/or schedule with little or no advance notice. All times shown are Greenwich Mean Time (GMT) and the 24-hour system is used. Reports should be sent to **SHORT-WAVE LISTENING**, P.O. Box 333, Cherry Hill, N.J., 08034, in time to reach your Short-Wave Editor by the fifth of each month; be sure to include your WPE identification, and the make and model number of your receiver. We regret that we are unable to use all the reports received each month, due to space limitations, but we are grateful to everyone who contributes to this column.

Austria—A regular short-wave service of the *Austrian Radio* was recently inaugurated with this schedule: 6000 kHz at 0430-2300; 6155 kHz at 0500-1100, 1700-2200, and 2300-0430; 7245 kHz at 0600-1300 and 1700-2000; 9525 kHz at 0900-0500 and 1300-1700; 9610 kHz at 1700-1900 (Sundays only); 9770 kHz at 2300-0400; 11,785 kHz at 1100-1700; 11,895 kHz at 1100-1300; 11,900 kHz at 1100-1400 (Saturdays only); 15,210 kHz at 1700-1900; 15,410 kHz at 0600-0900; 17,750 kHz at 1500-1700; 17,755 kHz at 0900-1100; 17,800 kHz at 1300-1500 and 17,855 kHz at 0500-0900. Report forms and schedules are available and reports are requested. Send them to *Austrian Radio*, Short-Wave Service, P. O. Box 700, A-1041, Vienna, Austria.

Bechuanaland—The BBC Central African Relay Station, Francistown, is operating at 0915-2045 on 7295 kHz as well as on 602 and 926 kHz (medium waves). Another report also lists it as being on 4845 kHz.

Bolivia—R. *Pio XII* has been noted on 5960 kHz

Silence IS Golden

(In Mobile Installations)

Only the Squires-Sanders Noise Silencer eliminates noise caused by ignition, power lines, etc. Only two transceivers have this exclusive feature—the Squires-Sanders "23'er" with full 23-channel capability (all crystals supplied) at \$235 and the "S5S" 5-channel model at \$185. Other features include an ultra-sensitive receiver and a powerful, long-range transmitter (special high efficiency RF output amplifier clipped and filtered audio, 100% modulation). 12 VDC power supply. Squires-Sanders Inc., Millington, N. J. 07946.



Squires Sanders

CIRCLE NO. 46 ON READER SERVICE PAGE

Get Your First Class Commercial

F.C.C. LICENSE

and your

A.S.E.E. DEGREE

Move up. Take advantage of the good pay and security now offered by an electronics career. Grantham can train you quickly, in resident classes or by correspondence.

We offer the following courses—all of which are approved under the new *G.I. Bill*. Select the course you are interested in, and write or phone for free details.

- Electronics Engineering Technology* (resident course, which leads to the A.S.E.E. degree)
- Basic Electronics Engineering Technology* (correspondence course, which covers the first 1/3 of the EET course listed above, and credit for which can be applied toward the A.S.E.E. degree)
- Communications Electronics* (resident course which leads to the FCC first class license and trains you to be a communications technician)
- F.C.C. License Course* (correspondence course, which leads to the FCC first class license)
- Radio & Television Servicing* (resident course, which trains you to be a service technician)

For complete information without obligation, write or telephone the School at any of the addresses listed below, and indicate the course you are interested in.

Dept. 63-P

Grantham School of Electronics

1505 N. Western Ave., Hollywood, Cal. 90027

Phone: (213) 469-7878

408 Marion Street, Seattle, Wash. 98104

Phone: (206) 622-7227

818-18th St., NW, Washington, D.C. 20006

Phone: (202) 298-7460

CIRCLE NO. 12 ON READER SERVICE PAGE



212 MAGNIFICENT PAGES!
24 IN GLORIOUS FULL-COLOR!

THE 1966 PHOTOGRAPHY ANNUAL

PHOTOGRAPHY ANNUAL—the favorite photographic showcase of camera enthusiasts the world over! It's an issue you'll enjoy and learn from...one you'll want to add to your collection of valuable photographic editions! To receive your copy by mail, thereby avoiding any chance of disappointment, be sure to send your order today!

PARTIAL CONTENTS include these portfolios...

- Ralph Morse—"Biographer of the Space Age."
- Book Preview! John Rawlings' figure studies.
- Gary Winogrand's amusing "Look at the Animals."
- Story of the Year—dramatic Civil Rights photos.
- An extensive International Portfolio.
- Best News Pictures of the Year...and more!

PLUS...the full story behind each photo

Enjoy the convenience of having this year's edition delivered directly to your home!

\$1.25
only

GET THE LEATHERFLEX-COVERED EDITION for just \$3.00—POSTPAID!



FILL IN, DETACH & MAIL THIS FORM TODAY!

ZIFF-DAVIS SERVICE DIVISION • Dept. PA
589 Broadway • New York, N.Y. 10012

Please send my copy of the 1966 PHOTOGRAPHY ANNUAL as I've indicated below:

- Send me the regular edition. My \$1.25, plus 15¢ for shipping and handling (25¢ outside U.S.), is enclosed.
- Send me the Deluxe Leatherflex-Covered edition, postpaid. My \$3.00 is enclosed. (Orders outside U.S. add 75¢ to partially defray postage and handling costs.) Allow three weeks additional for binding and mailing.

name _____ please print _____ PE-96

address _____

city _____ state _____ zip-code _____

(Payment must be enclosed with order.)

SHORT-WAVE ABBREVIATIONS

| | |
|--------------------------------------|--------------------------|
| anmt—Announcement | N.A.—North America |
| BBC—British Broadcasting Corporation | QRM—Station interference |
| Eng.—English | R.—Radio |
| ID—Identification | RTTY—Radioteletype |
| IS—Interval signal | s/off—Sign-off |
| kHz—Kilohertz | s/on—Sign-on |
| kW—Kilowatts | xmsn—Transmission |

around 0200. There is some question as to its location, which was given as Siglo Viente when monitored.

Brazil—Station ZYK41, *Radiodifusora de Petrolina*, Petrolina, has been heard in Portuguese on 5025 kHz to 0300/close. One of the rarer Brazilians, at least in West Coast areas, is ZYR58, *R. Difusao de Sao Paulo*, 6165 kHz; noted with a soccer game at 0030, it suffered QRM from XEWW, Mexico City, and at 0100 from Havana. *R. Excelsior*, Sao Paulo, is now active on 15,265 kHz in dual to 9585 kHz. *R. Nove de Julho*, Sao Paulo, is active on 17,705 kHz and in the clear generally from 0030 to 0100 s/off with German songs.

Canada—West Coast monitors might try to log the First Narrows Signal Station, VAS, West Vancouver, B.C., Canada. Look for it on 1650 kHz (port operations), 2182 kHz (calling and distress), and 2366 kHz (intership). The station is equipped to transmit and receive on 1630, 2318 and 2638 kHz, and verification is by letter. (Your Short-Wave Editor recalls that years ago "VAS" was assigned to a medium-wave outlet at Glace Bay, N. S.)

Canary Islands—*R. Nacional Espana*, Tenerife, is good from 0200 to 0307 s/off on 11,800 kHz, with all-Spanish language but with some U. S. records.

China—A presumably new outlet of the *R. Peking Home Service* was noted with s/on at 1025 on 9755 kHz, music by a cappella and orchestra, then Chinese talk and music to 1100 when the familiar "Peking pips" were sounded. This is dual to 11,290 and 11,330 kHz.

Another station, possibly *Inner Mongolia A*, is heard on 6974 kHz at 1400 with Peking's IS, an ID in unknown language, and the Peking opening march. The programming does not resemble Peking's Home Service.

Colombia—Seldom-heard HJNE, *R. Sol*, Cali, 6140 kHz, shows up well at times around 0525 with a complete ID and typical programming. Station HJLW, *R. Ecos del Combeima*, Ibaque, has been heard on 4785 kHz, under severe RTTY QRM from 0300, with mostly Latin American music and commercials; s/off is at 0400.

Congo (East)—As of July 1, Leopoldville has been renamed Kinshasa; Stanleyville is now Kisangani, and Elisabethville is now Lubumbushi.

Cuba—At press time, the Eng. schedule from Havana reads: to northern Europe at 2010-2140 on 15,155 kHz; to South America at 2050-2150 on 15,300 and 15,340 kHz; to Africa at 1800-1900 on 17,735 kHz; and to N. A. at 0100-0600 on 9525 kHz and at 0330-0600 on 6135 kHz.

Egypt—English is broadcast from Cairo as follows: to Middle East and northern Africa on 7075 kHz at 0630-0700; to Europe on 9475 kHz at 2245-2315 and on 11,915 kHz at 2145-2315; to South America on 11,710 kHz at 0130-0230; to western Africa on 15,135 kHz at 2045-2215; to South Asia on 17,690 kHz at 1300-1430; and to eastern Africa on 17,690 kHz at 1930-2015.

Ethiopia—Test xmsns were noted recently from Addis Ababa on 15,400 kHz from 0500 to 0530 s/off with a missionary program in an African language, and on 11,890 kHz at 0430-0500 in Eng. and asking for reports. Another new frequency is 15,370 kHz; it was noted in use to the Persian Gulf area in Arabic with close at 0425.

Formosa—*The Voice of Free China*, Taipei, announces that Eng. is broadcast at 0250-0350 on BED7, 7130 kHz; BED69, 11,825 kHz; BED45,

11,860 kHz; BED60, 15,125 kHz; BED49, 15,345 kHz; BED39, 17,720 kHz; and BED95, 17,780 kHz. Reports indicate best reception on 17,720 and 15,345 kHz.

Germany (East)—*R. Berlin International* has Eng. to N. A. at 0100-0130 and 0230-0300 (East Coast) on 9730 and 11,890 kHz. and at 0345-0415 and 0445-0515 (West Coast) on 11,875 and 11,920 kHz.

Italy—A new schedule from Rome lists Eng. as follows: to N.A. at 0100-0120 on 11,800 and 15,385 kHz. to Egypt at 2020-2040 on 7235, 9710, and 11,810 kHz. and at the same time to Malta on 5990, 7275, and 9710 kHz; to Great Britain at 2115-2135 on 9575 and 11,905 kHz; to the Middle East at 1200-1230 on 9575 and 11,905 kHz. and to Japan at 2205-2225 on 11,905 and 15,310 kHz. Other xmsns were heard on 11,710 kHz at 0200 in Arabic, on 11,865 kHz at 0300 (new frequency) and on 21,560 kHz at 1705 in Italian.

Japan—*R. Japan* is beamed to eastern N.A. at 2345-0045 on 15,135 and 17,825 kHz. with DX news on Saturdays at 0030. News in Eng. is given on 9580 kHz at 1810 and during the 1955-2015 xmsn on 15,195 kHz.

Lebanon—Beirut's program to N.A. is at 0130-0400 with Eng. at 0230-0300 on 11,760 kHz. Spanish was noted being broadcast to South America at 0030 on 15,235 kHz.

Netherlands—*R. Nederland* has a special Eng. xmsn for CJRC, Toronto, and WUOM, Ann Arbor (Mich.) at 2030-2050 on 15,425 and 11,950 kHz on Tuesdays and Fridays. The West Indies beam at 2305-2345 is now on 15,320 kHz (replacing 11,920 kHz) and 9715 kHz. The Spanish "Happy Station Program" is on the same channel Sundays at 2200.

New Zealand—Daily Eng. xmsns from Wellington go to the Pacific Islands at 0600-0845 on 9540 and 6080 kHz, with Home Service at 1700-1945 on 9540 and 6080 kHz and at 2000-0545 on 11,780 kHz; to Australia at 0900-1145 on 9540 and 6080 kHz, with Home Service at 2000-2230 on 9540 kHz and at 2230-0545 on 15,110 kHz; to members of the New Zealand scientific party in the Ross Sea area of Antarctica on Sundays only at 0215-0245 on 9540 kHz and at 0815-0845 on 6080 kHz.

Nigeria—The *Voice of Nigeria* is being heard on 9690 and 15,255 kHz with an Eng. newscast at 2200. This station also operates at 1300-1700 on 15,255, 11,915, 9690, and 7275 kHz (and until 1600 on 4990 kHz).

Pakistan—*R. Pakistan*, Karachi, is heard with its Home Service on 4690, 6242, 7042, and 15,095 kHz; Eng. news is at 1500-1515, and s/off at 1545.



This is the listening post of Morris Goldman, in Chicago, Ill. Otherwise known as WPE9FTZ, Morris is an enthusiastic TV DX'er. His primary SWL receiver is a Hammarlund HQ-110; for broadcast monitoring, he uses a Philco table model. His SWL record to date: 27 countries logged, 23 verified.

September, 1966

POPULAR ELECTRONICS SUBSCRIBER SERVICE

Please include an address label when writing about your subscription to help us serve you promptly. Write to: Portland Place, Boulder, Colo. 80302

Change of Address:

Please let us know you are moving at least 4 weeks in advance. Affix magazine address label in space to the right and print new address below. If you have a question about your subscription, attach address label to your letter.

← AFFIX LABEL →

If you have no label handy, print OLD address here.

name
Please print

address

city

state

zip-code

To Subscribe:

Check boxes below.

- New Renewal
- 5 years \$20
- 3 years \$13
- 1 year \$5

Specify

- Payment enclosed
— You get 1 extra issue per year FREE!
- Bill me later.

name please print 0177

address

city

state zip-code

WORLD'S FINEST CORED SOLDER

**ERSIN MULTICORE
5-CORE SOLDER**

BUY IT AT
RADIO-TV
PARTS STORES

EASY DISPENSER
ONLY 69¢

GET INTO ELECTRONICS


V.T.I. training leads to success as technicians, field engineers, specialists in communications, guided missiles, computers, radar, automation. Basic & advanced courses. Electronic Engineering Technology and Electronic Technology curricula both available. Associate degree in 33 months. B.S. obtainable. G.I. approved. Start September, February. Dorms, campus. High School graduate or equivalent. Catalog.

VALPARAISO TECHNICAL INSTITUTE
DEPARTMENT PE, VALPARAISO, INDIANA



What most camera owners don't know about picture-taking could fill a 116 page volume...

and here it is!



INVITATION TO PHOTOGRAPHY, by the editors of Popular Photography, is a unique 116 page guide to better picture taking filled with basic, down-to-earth advice that helps you eliminate costly trial and error, time-consuming guesswork. Plagued by fuzzy pictures? Poorly exposed film? Drab color shots? Invitation To Photography is your answer. Whether you are a beginner, a hobbyist, or someone who just likes to take pictures—no matter what kind of camera you use—everything you need to know about getting the best out of your camera is now clearly defined in one concise, easy-to-understand guidebook. Including: How to choose the right equipment . . . suiting the film to the occasion . . . using the correct exposure . . . artificial vs. natural lighting . . . getting the most from color . . . creative composition . . . darkroom work. 20 complete, fact-and-photo-packed articles in all! Each written by an expert for people who want to take better pictures. You'll progress quickly, easily and confidently—with pros like Rothschild, Pierce and Hattersley looking over your shoulder on every shot.

So take the first important step toward those perfect quality photos you're shooting for...by ordering your **INVITATION TO PHOTOGRAPHY!** Use the coupon below **Only \$125** and R.S.V.P. today!

GET THE HANDSOME LEATHERFLEX-BOUND EDITION for just \$3 POSTPAID!



INVITATION TO PHOTOGRAPHY is also available in a splendid deluxe edition. Rugged Leatherflex cover provides lasting protection yet is softly textured and gold-embossed for the look of elegance. A collector's item—a superb addition to your permanent photo reference library. And it's yours, for just \$3 postpaid, when you check the appropriate box on the order form.

Ziff-Davis Service Division • Dept. IP
589 Broadway • New York, N. Y. 10012
YES! Please send my copy of Invitation To Photography as checked below:

- \$1.25 enclosed, plus 15¢ for shipping and handling. Send me the regular edition. (\$1.75 for orders outside the U.S.A.)
- \$3.00 enclosed. Send me the Deluxe Leatherflex-bound edition, postpaid. (\$3.75 for orders outside the U.S.A.) Allow three additional weeks for delivery.

NAME please print

ADDRESS PE-96

CITY

STATE ZIP CODE

PAYMENT MUST BE ENCLOSED WITH ORDER.

The 17,705-kHz channel, dual with 15,202 kHz (both new), is good with Eng. at 0030-0115 (news at 0045) beamed to Southeast Asia.

Peru—Station OAX2S, R. Jaen, is now on 5004 kHz, and is heard around 0300 with typical Peruvian music and few anmts; WWV, Washington, and an RTTY station offer heavy QRM. Station OBZ4I, R. Prelatura Nullius de Yauyos, Canate, is good at times around 0345 with Spanish music and talk on 3320 kHz.

Senegal—Look for Dakar on 11,895 kHz (its old frequency of years ago) at 2200-2300 with pop music, anmts in French and the "talking drums," and on 7160 kHz at 0730 with "Chaine Nationale."

South Africa—A schedule from Johannesburg shows *Radio RSA, The Voice of South Africa*, to be on the air from Monday to Saturday on this schedule: 0415-0427 to Kenya, Uganda and Tanzania on 7270 and 9525 kHz; and 0500-0512 to Rhodesia, Zambia and Malawi on 5980 and 7270 kHz. Daily xmsns: 1000-1455 to all of Africa on 7270, 9525, 11,900, and 15,220 kHz; 1600-1655 to Rhodesia, Zambia, and Malawi on 5980 and 7270 kHz; and 1700-1755 to Kenya, Uganda, and Tanzania, 2100-2155 to Nigeria and Ghana, and 2200-2255 to United Kingdom and Europe, all on 7270 and 9525 kHz. A service to the U. S. and Canada, with four xmsns daily, will begin "in the future" as well as broadcasts to Europe in French, German, Portuguese, Spanish and Dutch, and at a still later date to the Far East, Southeast Asia, Australasia, and Latin America.

Switzerland—Berne's newest Eng. schedule reads: to Australia and New Zealand at 0700-0830 and 0415-0545 on 11,775 and 9595 kHz and at 0115-0245 on 11,775 kHz; to Africa at 0845-1015 on 17,830, 15,430, and 15,305 kHz; to United Kingdom and Ireland at 1145-1315 on 11,865 and 9665 kHz and at 1845-2015 on 9665 and 7110 kHz; to Asia, India, Pakistan, China, Japan, and Southeast Asia at 1330-1500 on 17,830, 15,395, 15,305, and 11,855 kHz; to the Middle East at 1515-1645 on 17,830, 15,305, 15,255, and 11,880 kHz; and to N.A. at 0115-0245

SHORT-WAVE CONTRIBUTORS

- Roger Camire (WPE1GK), Manchester, N. H.
- Stan Mayo (WPE1GMF), Portland, Maine
- Eric Lebowitz (WPE2JY), Jackson Heights, N. Y.
- Kenneth Coyne (WPE2LSJ), Long Beach, N. Y.
- Robert Kaplan (WPE2MIR), Bronx, N. Y.
- Alan Raylesberg (WPE2MKW), Bayside, N. Y.
- Albert Sauerbier (WPE2YDA), Washington, N. J.
- Roger Greene (WPE2NFC), Bronx, N. Y.
- J. R. McAleer (WPE2OE), Whitestone, N. Y.
- Steve Slusar (WPE2OFC), Hicksville, N. Y.
- Peter Macinta (WPE2ORB), Kearny, N. J.
- Ed Kowalski (WPE3AK), Philadelphia, Pa.
- Norman Griffin (WPE3GUM), Croydon, Pa.
- John Wilson (WPE3NB), Wilmington, Del.
- Grady Ferguson (WPE4BC), Charlotte, N. C.
- Kenneth Alyta, Jr. (WPE4FXB), Charlotte, N. C.
- Bob Conder (WPE4HQT), Winston-Salem, N. C.
- Steve Scott (WPE4JBG), Palm Harbor, Fla.
- Del Hirst (WPE5CFU), Snyder, Texas
- Stewart Mac Kenzie (WPE6A4), Huntington Beach, Calif.
- Shaler Hanisch (WPE6BPN), Pasadena, Calif.
- Trev Clegg (WPE6FAF), Fresno, Calif.
- Laurence Hansford (WPE6FKA), Auburn, Calif.
- Jack Alexander, Jr. (WPE6FQU), Anaheim, Calif.
- Bob Noll (WPE6HXS), Sandwich, Ill.
- A. R. Niblack (WPE6KM), Vincennes, Ind.
- John Beaver, Sr. (WPE6AE), Pueblo, Colo.
- Dave Carlson (WPE6EOB), St. Louis, Mo.
- Hector Borreos (KP4PE1G), Bayamon, P. R.
- Jack Perolo (PY2PE1C), Milwaukee, Wis.
- Daniel Thomas (VE3PE2IR), Burlington, Ont., Canada
- Trevor Burke (VE7PE1AW), Victoria, B. C., Canada
- Mike Thompson (VE7PE1BE), Vancouver, B. C., Canada
- David Alpert, Morton Grove, Ill.
- Bob Hill, Washington, D. C.
- Bill McDaniel, Markham, Ill.
- Kenneth Watson, Thornhill, Ont., Canada
- Sweden Calling DX'ers Bulletin, Stockholm, Sweden

SHORT-WAVE MONITOR CERTIFICATE APPLICATION

ALL radio listeners interested in furthering the hobby of SWL'ing—regardless of whether you DX on the BCB, VHF, TV, SW, or FM bands—are eligible to apply for a POPULAR ELECTRONICS "Certificate of Registration." You must have verified (have QSL cards from) a minimum of five radio stations, of which one was outside the borders of the United States. There is no age limit, or special equipment qualification; the only requirement is that the applicant have a sincere interest in radio communications.

All certificates are filled in and lettered before mailing; they are mailed flat and unfolded. If you want to register and receive your WPE identification sign, fill in the application blank below. Mail with 50 cents in coin (or stamps) to: MONITOR, P.O. Box 333, Cherry Hill, N.J. 08034. (Personal checks will not be acceptable). Canadians should use their own currency, and other applicants not in the U.S.A. should use 10 International Postal Reply Coupons. Allow 4-6 weeks for processing.

| | |
|--|-------------------|
| (Please Print) | (Do not fill out) |
| Name | |
| Street, City and Zone | |
| State and Zip | |
| Receivers in use Make Model Make Model | |
| Age Occupation | |
| Ham/CB call -letter assignment(s) | |
| I listen mostly to SW Broadcast Hams CB BCB VHF VLF | |
| I use the following antennas | |
| I have QSL cards and countries verified. Check if subscriber to P.E. | |
| Signature | Date |



Power-Packed! Engineered for Rugged Business Use!

FM-40 SONAR BUSINESS RADIO

Excellent performance and dependability provided by the experience and design ability that has made Sonar the leader in business radio. Greater range—Voice-Power designed circuitry • Compact and lightweight • Easily installed in smallest vehicles • Smartly styled for office use • Noise free squelch for crisp communication • Accessory plug for Sonar Call, Selective Calling, H.P. Linear Amplifier • 12 VDC & 117 VAC • Size: 4¾"Hx9½"Wx11¼"L • Wt.: 10 lbs.

SONAR RADIO CORP. 73 Wortman Ave., Brooklyn 7, N.Y.
 Please send me complete information on Business Radio FM-40

Dept. 498

Name _____
 Address _____
 City _____ State _____

CIRCLE NO. 28 ON READER SERVICE PAGE

on 11.715, 9535 and 6120 kHz and at 0415-0545 on 11,715 and 9535 kHz.

Vatican City—*Vaticano Radio* is noted on 11,770 kHz at 0027 with bell IS, ID at 0030, and a call to Latin America in Spanish. The station uses Spanish to 0044 close, then opens again at 0050 in English.

Venezuela—*Escuelas Radiofonicas*, San Fernando, is now on 2440 kHz (replacing 2430 kHz) and on 4910 kHz (6110 kHz) at 0100 with ID and typical Venezuelan music.

Zambia—Call-signs and frequencies for Zambia's International Telephone Service are as follows: 9JV9, 7765 kHz; 9JA20, 10,107 kHz; 9JA4, 10,280 kHz; 9JA21, 12,120 kHz; 9JA5, 13,390 kHz; 9JA6, 13,828 kHz; 9JA7, 15,760 kHz; 9JA8, 18,845 kHz; 9JA9, 19,987 kHz; and 9JA22, 20,120 kHz. Reports should go to Republic of Zambia G.P.O., Telecommunications Division, G.P.O. Headquarters, P. O. Box 1660, Ndola, Zambia. A correct report will bring a letter signed by the Postmaster General of Zambia.

DX COUNTRIES AWARDS PRESENTED

To be eligible for one of the DX Countries Awards designed for WPE Monitor Certificate holders, you must have verified stations in 25, 50, 75, 100, or 150 different countries. The following DX'ers recently received their awards.

ONE HUNDRED AND FIFTY COUNTRIES VERIFIED

Richard Markell (WPE6DXC), Los Angeles, Calif.
James Young (WPE6ENA), Wrightwood, Calif.
Edward Fellows (WPE7BLN), Seattle, Wash.

ONE HUNDRED COUNTRIES VERIFIED

Serge Neumann (WPE6AKA), Santa Monica, Calif.
Jack Winther (WPE6BJD), Moraga, Calif.

SEVENTY-FIVE COUNTRIES VERIFIED

David Lund (WPE0AUO), Sioux City, Iowa
George Hemingway (WPE1DYC), Taftville, Conn.
David Skinner (WPE2GHO), Belleville, N. J.
Martin Schneider (WPE2SV), Watertown, N. Y.

FIFTY COUNTRIES VERIFIED

Jack Page, Jr. (WPE5DXH), Pontotoc, Miss.
Dan Henderson (WPE4GW), Silver Spring, Md.
Alan Petersen (WPE0EHF), Hampton, Iowa
Robert Kaplan (WPE2MJR), New York, N. Y.
Bernard Greene (WPE2MNJ), Brooklyn, N. Y.
Bob Gordon (WPE3FHW), Clairton, Pa.
Michael Busse (SV1PE1E), Athens, Greece
C. N. Coombe (WPE2MOB), Trenton, N. J.
Ira Schultz (WPE2NGG), White Plains, N. Y.
John Greenfield (WPE2LVF), APO, New York, N. Y.
Roger Camire (WPE1GEK), Manchester, N. H.
Paul Slater (WPE1FRT), Medford, Mass.
John Sgrulletta (WPE2MXF), Bedford Hills, N. Y.
William Via (WPE3FHB), Baltimore, Md.

TWENTY-FIVE COUNTRIES VERIFIED

Frank Fowler, Jr. (WPE2NUO), APO, New York, N. Y.
William Woodfield (WPE4HGT), Norfolk, Va.
Mike Finigan (WPE4ISQ), Monroe, N. C.
David Miller (WPE3GMH), Pittsburgh, Pa.
Henry O'Meara (WPE2OCG), Brockport, N. Y.
Gerald Larocque (WPE1GED), Greenfield, Mass.
Don Summerhill (WPE5EJJ), El Dorado, Ark.
Richard Cooper (WPE1GHI), Wayland, Mass.
Walter Pratt (WPE1FHE), Shrewsbury, Mass.
John Swenson (WPE4ITV), Annandale, Va.
David Lalor (WPE5EIQ), Corpus Christi, Texas
Martin Brenner (WPE2FXP), Jersey City, N. J.
Gary Wilburn, Jr. (WPE8IFT), Cincinnati, Ohio
Richard Kindt (WPE3GKQ), Cleona, Pa.
Gary Kieffer (WPE5DZD), Tecumseh, Okla.
Warren Peabody (WPE1GGI), Marblehead, Mass.
Victor Lipinski (WPE4HTV), Alexandria, Va.
David Gamble (VE3PE1WB), Sudbury, Ont., Canada
Werner Breitkopf (VE2PE1JA), Montreal, Que., Canada
Brent Holcomb (WPE4HLH), Clinton, S. C.
Arthur Krass (WPE2NEX), Richmond Hill, N. Y.
Lothar Koening (WPE2NTB), Brooklyn, N. Y.
Ronnie Tamagni (WPE2NUK), Vineland, N. J.
David Hallidy (WPE2MUA), Camillus, N. Y.

Brent Stackhouse (WPE8IBS), Bronson, Mich.
Stephen Budensiek (WPE8ISI), Salem, Ohio
Thomas Park (VE1PE9T), New Glasgow, N. S., Canada
Bill Marple (WPE6FVU), Los Angeles, Calif.
Edward Pyatt (WPE4IGG), Conway, S. C.
Robert Beaudoin (WPE1GGC), Manchester, N. H.
W. E. Moyer (WPE8ILJ), Dayton, Ohio
Douglas Smith (WPE4IFN), APO, New York, N. Y.
Gary Welch (WPE1GFJ), Atkinson, N. H.
John Megas (WPE1GJL), Ellsworth, Maine
Tom Frost (G2PE6A), Goodmayes, England
Allan Gardner (WPE2NBV), Carlstadt, N. J.
Bruce Nazarian (WPE8IAH), Detroit, Mich.
Tim Vorel (WPE9FIB), Westchester, Ill.
Mark Hosmer (WPE9HPM), Carmel, Ind.
Leonard Shobar (DL4PE1BC), Landstuhl, West Germany
Tom Taggart (WPE8IHL), Lakewood, Ohio
H. A. Strothers (WPE4INW), Arlington, Va.
John Kuc (WPE1GFM), Indian Orchard, Mass.
Charles Angell (WPE3TP), Collegeville, Pa.
Robert N. Mayer (WPE9HQQ), Winnetka, Ill.
Ronald Engelbrecht (WPE0EOZ), Jefferson City, Mo.
Gus Spreitzer (WPE8HRY), Cleveland, Ohio
Gary Schwartz (WPE6GGG), Rossmoor, Calif.
George Zeller (WPE8HLX), Salem, Ohio
D. Kent (VE3PE2GG), Rexdale, Ont., Canada
Robert Johnston (VE3PE1SX), Oshawa, Ont., Canada
Charles Yeager (WPE1FGM), Fairfield, Conn.
Alan Rich (WPE1GMR), Northboro, Mass.
John Kroll (WPE8IFO), Flint, Mich.
Art Glover (WPE7CGL), Port Angeles, Wash.
Perry Davis (WPE2MQS), Jamaica, N. Y.
C. Rasin (WPE2ORL), Bloomfield, N. J.
George Sprout (WPE3GMW), Reading, Pa.
Harry Dence (WPE4IKY), Cynthiana, Ky.
Russell Feran (WPE5CXT), New Orleans, La.
Steve Barley (WPE4IEL), Bassett, Va.
Ronald Miller (WPE9HCG), Peoria, Ill.
Wayne Harrell (WPE5EKB), El Dorado, Ark.
Thomas Olshark (WPE3GJT), Luzerne, Pa.
Merrill Meyer (WPE2NEC), New York, N. Y.
Edward Suffern (WPE4IUIZ), Jacksonville, N. C.
Walter Miscichowski (WPE2BEH), Buffalo, N. Y.
Glen Jenkins (WPE4IUV), Camp Lejeune, N. C.
Steve Kennedy (WPE4IAX), Sarasota, Fla.
Robert Astmann (WPE2LWS), Kenmore, N. Y.
Charles Bailey (WPE4IXM), Athens, Ga.
Howard Beaton (WPE2OGX), Port Chester, N. Y.
Roger Collinge (WPE2NPN), Milford, N. J.
Bob Huber (WPE3GUN), Wilmington, Del.
Harold Don Allen (VE2PE1JM), Arvida, Que., Canada
Joe Prine (WPE4HRU), Lakeland, Fla.
Joram Dester (WPE2MBK), Madison, N. J.
Bruce De Vlieger (WPE2IVS), Newark Valley, N. Y.
Coy Overton (WPE4DO), Durham, N. C.
Bruce Kesselman (WPE2OGO), Woodbridge, N. J.

DX AWARDS PROGRAM RULES

Here's an easy way to get a copy of the rules and regulations for each of the three phases of the DX Awards Program to date (Countries, States, and Provinces). Just supply a postage stamp or return envelope, and your Short-Wave Editor will send you a leaflet containing the rules for all three phases—plus a copy of the official Countries List for DX Awards. The stamp or envelope, with your request, should go to: DX AWARD RULES, P. O. Box 333, Cherry Hill, N. J. 08034.

Clandestine. *R. Euzkadi* was caught on the new frequency of 15,080 kHz at strong level from 2030 to 2110 s/off. This station has dropped 11,260 kHz but still operates parallel to 13,245 kHz. S/off is with an anthem, then the Euzkadi IS twice.

R. Libertad's frequencies, as announced, are 15,050, 11,865, 9325, 7308, 6240, and 1400 kHz. Actual monitoring finds the station on 9290, 7300, 1406, and the other announced channels. S/on is at 0000.

International Waters—Here are a few brief notes on the many stations in the waters around England. *R. Caroline South* is now back on "MI Amigo" with 25 kW on 1187 kHz at 0500-2300. *R. Caroline North* relays *Caroline South* (same times) from vessel "Cheetah II," the ship once used by Swedish pirate *Radio Syd*. *R. Britain & R. England*, are broadcasting, both with 55 kW.; the former has pop music, the latter has light music (no frequencies listed). *R. City* is on 1033 kHz with 20 kW at 0600-1800 but has been noted as late as 0000. *R. Scotland*, up from 1241 kHz to 1260 kHz, operates 24 hours daily; plans are afoot to raise power from 20 to 50 kW. *R. Essex* can be heard on 1351 kHz; reports should go to T. P. Bates, Westcliffe-On-Sea, Essex, England. *R. Dynavision Calling* was noted at 1430-1530 on 1280 kHz—it may be a new station testing. *R. 270* is probably back in operation now after repairs to broken mast. *R. Channel*, anchored off Bexhill, Sussex, England, will begin "very soon." *R. Tower*, 1266 kHz, is scheduled to operate at 0600-1800.

-30-

PIGTAILS

A radio-wave signal generator the size of a *grain of rice!* Hard to believe, isn't it? But a unit has been developed by the U. S. Army in which the essential material—gallium arsenide—is a speck invisible to the naked eye. Experiments have shown the device to be highly efficient, to have unusual frequency stability, and to be easy to tune. It operates over wide frequency ranges in the microwave and millimeter portions of the spectrum.

The origin of the human hearing mechanism has been traced back 350 million years by Willem A. van Bergeijk of Bell Telephone Laboratories—some 50 million years earlier than previously determined. His findings indicate that a middle ear, or air-filled "spiracular pouch," existed then in some members of a family of prehistoric fish called Rhipidistia, ancestors of the amphibians. According to Dr. van Bergeijk's theory, these fish should have been able to hear sounds not only through water but through the air as well.

POPULAR ELECTRONICS

SEPTEMBER 1966

ADVERTISERS INDEX

| READER SERVICE NO. | ADVERTISER | PAGE NO. |
|--------------------|--|-----------------|
| 1 | Allied Radio 122, 123, 124, THIRD COVER | |
| | American Institute of Engineering & Technology | 101 |
| 2 | Amperex Electric Corporation | FOURTH COVER |
| 3 | Amphenol | 29 |
| 4 | Antenna Specialists Co., The | 40 |
| 5 | Argos Products Company | 102 |
| 6 | Artisan Organs | 38 |
| 41 | B & K | 99 |
| 42 | C/P Corporation | 8 |
| | Capitol Radio Engineering Institute, The | 34, 35, 36, 37 |
| | Cleveland Institute of Electronics | 16, 17, 18, 19 |
| 7 | Cleveland Institute of Electronics | 21 |
| | Conar | 92 |
| 36 | Delta Products, Inc. | 20 |
| | DeVry Technical Institute | 3 |
| 37 | E.C.I. Electronics Communications Inc | 30 |
| 8 | Eastman Kodak Company | 91 |
| | Edmund Scientific Co | 101 |
| 9 | Electro-Voice, Inc | 12 |
| 10 | Finney Company, The | 31 |
| 11 | Garrard | 6 |
| | Gernsback Library Inc | 9 |
| 12 | Grantham School of Electronics | 109 |
| 13 | Hallicrafters | 11 |
| 38 | Heath Company | 26, 27 |
| 39 | Heath Company | 93 |
| 14 | Hy-Gain Electronics Corporation | 13 |
| 15 | International Crystal Mfg. Co., Inc | 39 |
| 16 | Jerrold Electronics Corporation | 95 |
| 17 | Johnson Company, E.F. | 97 |
| 35 | Knight-Kit Div., Allied Radio | 7 |
| 18 | Kuhn Electronics | 108 |
| 19 | Lafayette Radio Electronics | 105, 106 |
| 20 | Milwaukee School of Engineering | 14 |
| 43 | Mosley Electronics, Inc | 38 |
| | Motorola Semiconductor Products, Inc | 25 |
| 21 | Multi-Elmac Company | 33 |
| | Multicore | 111 |
| | National Radio Institute | SECOND COVER, 1 |
| | National Technical Schools | 86, 87, 88, 89 |
| 44 | Olson Electronics Incorporated | 100 |
| 23 | Progressive "Edu-Kits" Inc | 103 |
| 24 | RCA Electronic Components and Devices | 5 |
| | RCA Institutes, Inc | 60, 61, 62, 63 |
| 45 | Round Hill Associates Inc | 32 |
| 26 | Sams & Co., Inc., Howard W | 10 |
| 27 | Shure Brothers, Inc | 101 |
| 28 | Sonar Radio Corporation | 113 |
| 29 | Sonotone Corporation | 4 |
| 46 | Squires-Sanders, Inc. | 109 |
| 31 | Turner Microphone Company, The | 94 |
| 32 | University Sound | 100 |
| | Valparaiso Technical Institute | 111 |
| 33 | Weller Electric Corp | 28 |
| 34 | Wen Products | 23 |

CLASSIFIED ADVERTISING 116, 117, 118, 119, 120, 121

ELECTRONICS MARKET PLACE

COMMERCIAL RATE: For firms or individuals offering commercial products or services. 90¢ per word (including name and address). Minimum order \$9.00. Payment must accompany copy except when ads are placed by accredited advertising agencies. Frequency discount: 5% for 6 months; 10% for 12 months paid in advance.

READER RATE: For individuals with a personal item to buy or sell. 55¢ per word (including name and address). No Minimum! Payment must accompany copy.

GENERAL INFORMATION: First word in all ads set in bold caps at no extra charge. Additional words may be set in bold caps at 10¢ extra per word. All copy subject to publisher's approval. Closing Date: 1st of the 2nd preceding month (for example, March issue closes January 1st). Send order and remittance to: Hal Cymes, POPULAR ELECTRONICS, One Park Avenue, New York, New York 10016.

FOR SALE

FREE! Giant bargain catalog on transistors, diodes, rectifiers, SCR's, zeners, parts. Poly Paks, P.O. Box 942, Lynnfield, Mass.

MESHNA'S TRANSISTORIZED CONVERTER KIT \$5.00. Two models converts car radio to receive 30-50 mc or 100-200 mc (one mc tuning). Meshna, Lynn, Mass. 01904.

GOVERNMENT Surplus Receivers, Transmitters, Sniperscopes, Radios, Parts, Picture Catalog 25¢. Meshna, Nahant, Mass. 09108.

"SPECIAL! WPE-SWL-CB-QSL cards, 3 colors, \$2.50 per 100—Free Samples, Garth, Jutland, New Jersey."

CANADIANS—GIANT Surplus Bargain Packed Catalogs. Electronics, Hi-Fi, Shortwave, Amateur, Citizens Radio. Rush \$1.00 (Refunded). ETCO, Dept. Z., Box 741, Montreal, CANADA.

WEBBER LAB'S Police—Fire Transistorized Converter kit 30-50mc. & 100-200mc. (1 mc. spread) \$5.00 each. 26-200mc. on broadcast band using any type radio, crystal controlled \$23.00 wired pp. tunable—crystal controlled \$11.00 kit. 72 Cottage Street, Lynn, Mass.

JAPAN & Hong Kong Electronics Directory. Products, components, supplies. 50 firms—just \$1.00. Ippano Kaisha Ltd., Box 6266, Spokane, Washington 99207.

CANADIANS, TRANSISTORS AND PARTS. Free catalogue contains reference data on 300 transistors. J. & J. Electronics, Dept. PE, Box 1437, Winnipeg, Manitoba.

TRANSISTORS—Miniature Electronic Parts. Send for free Catalog. Electronic Control Design Company, P. O. Box 1432K, Plainfield, N.J.

INVESTIGATORS, FREE BROCHURE, LATEST SUBMINIATURE ELECTRONIC SURVEILLANCE EQUIPMENT, ACE ELECTRONICS, 11500-LN W 7TH AVE., MIAMI, FLA. 33168.

TELEPHONE VOICE SWITCH: (LS-500). ACTUATES AUTOMATICALLY AND UNATTENDED ANY TAPE OR WIRE RECORDER. PICTORIAL INSTALLATION INSTRUCTIONS INCLUDED. \$23.75. POST PAID USA, WJS ELECTRONICS, 737 NORTH SEWARD, HOLLYWOOD, CALIF. 90038.

INVESTIGATORS: KEEP IN STEP WITH ADVANCEMENTS IN THE ART OF ELECTRONICS FOR THE PROFESSIONAL. SEND \$1.00 FOR EQUIPMENT BROCHURE. WJS ELECTRONICS, 737 NORTH SEWARD, HOLLYWOOD, CALIF. 90038.

BUG DETECTOR: WILL DETECT AND LOCATE SURREPTITIOUS TRANSMITTING DEVICES IN CONFERENCE ROOMS, HOME AND OFFICES, ETC. WRITE FOR DETAILS. WJS ELECTRONICS, 737 NORTH SEWARD, HOLLYWOOD, CALIF. 90038.

CB-WPE-QSL CARDS. Same High Quality, Beautiful, Glossy multi-color cards. New **LOW PRICES.** 26 SAMPLES, 25¢. Dick, W8VXX, 19QA0625, Gladwin, Mich. 48624.

DIAGRAMS—SENT AIRMAIL—TELEVISION \$3.00. RADIO 1919-1965 \$2.00. GIVE MODEL DIAGRAMS, BOX 55, WILLIAMSPORT, PA. 17704.

ELECTRONIC "CRACKAJACKS," relays, transistors, photocells, etc. Guaranteed prizes. \$1.00 ppd. **DART ELECTRONICS, Box 214, Jericho, N.Y.**

WE SELL CONSTRUCTION PLANS. Telephone Equipment: \$40 Answering Machine, \$15 Bell System Type Speaker Phone, \$10 Legal Telephone Connector, Telephone Extension in your car, \$25 Automatic Dialer, Central Dial System. Phono-vision. Television Equipment: \$50 Camera, \$30 3DTV Converter, \$35 All Electronic Color Converter, Video Recorder. Hobbyist: \$50 Ultrasonic Dishwasher, Transistorized Teletype and Morse Code Copier, \$75 Electron Microscope, Electronic Tranquilizer, Private Eye Tail Transmitter, Police Radar Detector plus Legal Jammer. Plans \$4.95 each. Telephone Engineering Course \$39.50. **SUPER HOBBY CATALOG 25¢.** Don Britton Enterprises, 7906 Santa Monica Blvd., Hollywood, Calif. 90046.

TRANSISTOR TV CAMERA KIT NOW AVAILABLE! 17 transistor circuit, printed circuit construction, self-contained sync generator and power supply, RF and VIDEO outputs, large EASY-TO-FOLLOW instructions. EXCELLENT PERFORMANCE. COMPLETE KIT ONLY \$149.50 less vidicon tube. Be the first in your neighborhood to experience the fun of televising your friends and relatives on the living room TV. Many other tube and transistor **STARTER KITS** also available—\$18.95 up. Rush 10¢ for **IMMEDIATE DELIVERY** of our **NEW** information-packed 1966 **TV CATALOG.** Don't buy any other TV camera until you've seen our **UNBELIEVABLE PRICES! ATV RESEARCH, Box 396P, South Sioux City, Nebr. 68776.**

R.F. CONVERTERS. World's largest selection. Also CCTV cameras, transmitters, etc. Lowest factory prices. Catalog 10¢. Vanguard 196-23 Jamaica Ave., Hollis, N.Y. 11423.

INVESTIGATORS—DETECTIVES—INDUSTRIAL SECURITY OFFICERS: New 1966 line of Electronic Surveillance Devices. Incorporating most advanced subminiature design. Greater range; lower battery drain; unique sophisticated circuitry; extremely durable. **HIGH QUALITY PROFESSIONAL EQUIPMENT AT ROCK BOTTOM PRICES.** Fool-proof wireless units are extremely **SIMPLE TO USE!** You **DO NOT** have to be an engineer to get **PROFESSIONAL** results with **THIS** equipment. **TROL 1966** models ready **NOW!** Take advantage of Special Introductory Offer. Don't delay! For **FREE** details write **TROL ELECTRONICS-PE, 31 West 8th Street, New York, N.Y.**

RECTIFIERS, transistors, other components. Catalog free. Electronic Components Co., Box 2902C, Baton Rouge, La.

TRANSISTORIZED Products Importers catalog. \$1.00. Intercontinental, CPO 1717, Tokyo, Japan.

RADIO - T.V. Tubes—33¢ each. Send for free catalog. Cornell, 4213 University, San Diego, Calif. 92105.

007 ELECTRONIC devices. Straight from James Bond's **GOLDFINGER** and **THUNDERBALL.** Reasonable prices. Free catalog. Baker Electronics, R.R. 3, Greencastle, Indiana 46135.

ORIENTAL Electronics Directory. 200 Japanese—Hong Kong Manufacturing Exporters. All products. \$2. Dee, Box 211, Beverly Hills, Calif. 90213.

CIRCUIT Boards, Parts for "Poptronics" projects. Free catalog. DEMCO, Box 16297, San Antonio, Texas 78216.

GIANT TESLA COIL—FORTY-INCH SPARKS! Complete plans \$5.00. Details, color photo 50¢. Huntington Electronics, Inc., Dept. A, Box 9 Huntington Station, Shelton, Conn. 06484.

HOBBYISTS, EXPERIMENTERS, AMATEUR SCIENTISTS, STUDENTS . . . CONSTRUCTION PLANS—All complete including drawings, schematics, parts lists, prices, parts sources . . . **LASER**—Build your own coherent-light optical laser. Operates in the pulsed mode, in the visible light range—\$6.00 . . . **DIODE LASER**—Invisible light (infrared) can be continuously modulated—\$3.00 . . . **REVERBERATOR (ECHO) UNIT**—Build your own. Use with your automobile radio, home radio or hifi, electric guitar, etc.—\$3.00 . . . **RADAR**—Build your own ultrasonic doppler radar. Detect motion of people, automobiles, even falling rain drops. Transistorized, uses standard small 9-volt battery—\$4.00 . . . **TV CAMERA**—Build your own. The real thing—no rotating disc. Uses 5 tubes plus videon tube. Output: 72 ohms or receive on any TV set channel 2-6. Excellent circuit—good picture—\$6.00 . . . **STROBOSCOPE**—Flash rate variable from about 10 to 1,000 flashes per second. Stop effect will allow you to view rotating or oscillating objects while in motion—\$3.00 . . . **STEREO AMPLIFIER**—Uses two 6T9 compactrons—for stereo phono, tuner, etc.—\$3.00 . . . **TWO-WAY TALK OVER FLASHLIGHT BEAMS**—Hand-held microphone, loudspeaker volume. Use in daylight or darkness—\$3.00 . . . **VIBRATO UNIT**—Use with electric guitar and other musical instrument amplifiers. Uses two transistors and two 9V batteries—\$3.00 . . . **VOLUME COMPRESSOR/EXPANDER**—Use with your HiFi—\$4.00 . . . **LONG-RANGE "SOUND TELESCOPE"**—This amazing device can enable you to hear conversations, birds and animals, other sounds hundreds of feet away. Very directional. Transistorized. Uses 9V battery—\$3.00 . . . **CIGAR BOX ELECTRIC ORGAN**—Portable, self-contained battery. Eight notes, one octave. Two transistors, 9V battery—\$3.00 . . . **ANALOG COMPUTER**—Multiply, divide, add, subtract, square and find square roots. Uses two flashlight batteries—\$3.00 . . . **BINARY READOUT**—Program in decimal numbers and readout binary—\$3.00 . . . **SOLID STATE BINARY COUNTER (COMPUTER-ADDER)**—Uses transistor flip-flop stages. Lightbulb readout. Punch in pulses, read binary count. Five stage. Includes easy to understand discussion of decimal to binary arithmetic conversion. Excellent start in digital computer technology—\$6.00 . . . **TECHNICAL WRITERS GROUP**, Box 5501, STATE COLLEGE STATION, RALEIGH, N.C. 27607.

ROCKETS: Ideal for miniature transmitter tests. New illustrated catalog, 25¢. Single and multistage kits, cones, engines, launchers, trackers, rocket aerial cameras, technical information. Fast service. Estes Industries, Penrose 18, Colorado.

ELECTRONIC Ignition Kits, Components, Free Diagrams. Anderson Engineering, Epsom, New Hampshire 03239. **"GREAT BUYS"** Catalog 10¢ Multimeter 20,000 Ω /V \$9.95. 1001 Bargains. Fertik's, 5249 "D" St., Phila., Pa. 19120.

COMPONENTS? Kits? Hardware? For catalogue write Trans-Vu-Pacs, Box 267, Chelsea, Mass. 02150.

NEW supersensitive transistor instrument detects buried gold, silver, coins. Kits, assembled models. \$19.95 up. Free catalog. Relco-A33, Box 10563, Houston 18, Texas.

CONVERT any television to sensitive, big-screen oscilloscope. Only minor changes required. No electronic experience necessary. Illustrated plans, \$2.00. Relco-A33, Box 10563, Houston 18, Texas

110VAC 60cy from car generator. Powers lights, refrigerator, transmitter, receiver, etc. Simple, easy to convert. Plans, \$2.00. Tedco, P.O. Box 12098, Houston, Texas 77017.

LOWEST Prices Electronic Parts. Confidential Catalog Free. KNAPP, 3174 8th Ave. S.W., Largo, Fla.

SURVEILLANCE EQUIPMENT—NEW HIGH PERFORMANCE SUBMINIATURE MODELS. ELECTRONIC COUNTERMEASURE DEVICES TO PROTECT PRIVACY. FREE DATA: SECURITY ELECTRONICS-PE, 15 EAST 43RD STREET, NEW YORK, N.Y. 10017.

SAFEGUARD your privacy. Learn the facts, procedures and techniques in the art of de-bugging your home, office, boardroom or auto, \$7.95. Tron-X, Post Office Box 38155, Hollywood, Calif. 90038.

DIAGRAMS for repairing Radios \$1.00. Television \$2.50. Give make model. Diagram Service, Box 1151 PE, Manchester, Connecticut 06042.

GERMAN/ENGLISH Ham's Vocabulary only \$1.00. Christian Zangerl, 0E9CZ1 Dornbirn, (Austria). 6850.

DAZZLING CB-QSL cards. Unsurpassed quality. Send 25¢ for catalog. Lasch Printing and Specialty Company, P. O. Box 94, North Ridgeville, Ohio 44035.

NEW! SOLID STATE 18 TRANSISTOR AM FM AIRCRAFT POLICE AFC PORTABLE RADIO, AM BAND 535 TO 1605 KC, FM BAND 88 TO 108 MC, AIRCRAFT BAND 108 TO 135 MC, POLICE EMERGENCY BAND 148 TO 174 MC. THIS POWERFUL 4 BAND LOW DRAIN PORTABLE OPERATES ON ORDINARY FLASHLIGHT BATTERIES OR REGULAR AC CURRENT. WEIGHS LESS THAN 5 POUNDS, COMES COMPLETE AND READY TO OPERATE FOR ONLY \$58.00 PREPAID. OR WRITE MARKO DISTRIBUTORS, 3015 MONROE, TOLEDO, OHIO.

USED Variacs 4,000 watt, \$18.00. Used electronic parts hardware 50 lbs, \$10.00. Eitz, Juniata, Nebraska.

15 DISTANCE one-tube plans—25¢. "One Tube Handbook"—50¢. Includes Transistor experiments, catalog. Laboratories, 993-L, Redwood City, Calif. 94064.

DETECTIVES! Free Brochures! Electronic Surveillance Devices. SILMAR ELECTRONICS, 3476 N.W. 7th Street, Miami, Fla. 33125.

FREE ELECTRONICS (new and surplus) parts catalog. We repair multimeters. Bigelow Electronics, Bluffton, Ohio 45817.

ATOM SMASHERS. Simple construction plans for particle accelerators. \$3.00. Includes free booklets on radiation hazards and experiments. Formula Research, Box 147-PS, Lafayette, Indiana 47902.

WHOLESALE: microphones 89¢, speakers 49¢, amplifiers \$4.39. Hundreds of items. Catalog 25¢. Royal, 8632 La Mesa Blvd., La Mesa, Calif.

DIAGRAMS with voltages, layouts, troubleshooting information. **RADIO \$1.00, TELEVISION, etc. \$2.50.** Add 50¢ for AIR MAIL. Send make, model: Healy Enterprises, 2436 Delafield, Houston, Texas 77023.

WORLD'S TINIEST RADIOS. Recorders, transceivers, AM/FM/SW portables. Free catalog. MINITRONICS, 1983-965 Via Del Rio, Corona, California 91720.

SURPRISE electronics equipment \$5.00, \$10.00 package. Tang, Box 162, Framingham Center, Mass. 01701.

HONGKONG gifts. Catalog, 10¢. Modern Merchandise, Box 77531-Z, Los Angeles, Calif. 90007.

QSL's all types. Send stamped envelope for samples. George, 93 Akron St., Valparaiso, Florida.

CB-QSL CARDS. New Designs, Record Books, Blabbermouth Awards, Gag Signs, Warning Decals, Novelties. Free Brochure. WOODY, 8474 Watson, St. Louis, Mo. 63119.

SAFEGUARD PRIVACY! New instrument detects electronic 'bugs,' wire-tapping and snooping devices. Free information. Dee Equipment, Box 7263-E7, Houston 8, Texas.

CRYSTALS . . . largest selection in United States at lowest prices. 48 hr. delivery. Thousands of frequencies in stock. Types include HC6/U, HC18/U, FT-241, FT-243, FT-171, etc. Send 10¢ for catalog with oscillator circuits. Refunded on first order. Jan Crystals, 2400F Crystal Dr., Fort Myers, Fla. 33901.

DIAGRAMS, service information, Radio \$1.00, Television \$2.00. BEITMAN, 1760 Balsam, Highland Park, Ill. 60035.

HAM EQUIPMENT

CBers, HAMS, SWL's! 3-30 MC Preselector kit, \$18.98. CB booster Kits. Novice transceiver kit, \$29.95. Free catalog. HOLSTROM, Box 8640-E, Sacramento, Calif. **BROADCAST RADIO A SENSITIVE CALIBRATED SHORT-WAVE RECEIVER? Yes! With TUNAVERTER! \$19.95.** Tunaverters, Woodsboro, Texas 78393.

SHORTWAVE LISTENING

SEE PAGE 83 JULY POPULAR ELECTRONICS. SWL Guide. 218 Gifford. Syracuse 2, N.Y.

HIGH FIDELITY

"LOW, Low quotes: all components and recorders. HiFi, Roslyn 9, Penna."

HI-FI Components, Tape Recorders, at guaranteed "We Will Not Be Undersold" prices. 15-day money-back guarantee. Two-year warranty. No Catalog. Quotations Free. Hi-Fidelity Center, 239 (P) East 149th Street, New York 10451.

FREE! Send for money saving stereo catalog #P9E and lowest quotations on your individual component, tape recorder, or system requirements. Electronic Values, Inc., 200 W. 20th St., New York, N.Y. 10011.

WANTED

CASH Paid! Unused tubes, electronic equipment. Barry, 512 Broadway, N.Y.C. 10012.

QUICKSILVER, Platinum, Silver, Gold. Ores Analyzed. Free Circular. Mercury Terminal, Norwood, Mass.

TUBES

BEFORE You Buy Receiving Tubes, Transistors, Diodes, Electronic Components and Accessories . . . send for Giant Free Zalytron Current Catalog, featuring Standard Brand Tubes: RCA, GE, etc.—all Brand new Premium Quality Individually Boxed, One Year Guarantee—all at Biggest Discounts in America! We serve professional servicemen, hobbyists, experimenters, engineers, technicians. Why Pay More? Zalytron Tube Corp., 469-E Jericho Turnpike, Mineola, N. Y. 11502.

TUBE Headquarters of World! Send 10¢ for Catalog (tubes, electronic equipment) Barry, 512 Broadway, N.Y.C. 10012.

TUBES "Oldies", latest. Lists free. Steinmetz, 7519 Maplewood, Hammond, Indiana 46324.

FREE Catalog. Electronic parts, tubes. Wholesale. Thousands of items. Unbeatable prices. Arcturus Electronics ZD, 502-22 St., Union City, N.J. 07087.

RADIO & T.V. Tubes—33¢ each. Send for free list. Cornell, 4213 University, San Diego, Calif. 92105.

TUBES, FREE LIST. Gamma, 140 West 26th, Hamilton, Ont.

PLANS AND KITS

SCHEMATICS, kits, parts. Experimenters, broadcasters, amateurs. Hi-Fi. Catalog 10¢. Master Control, Box 177, Liberty, Mo. 64068.

BUILD FM TUNER. European front ends, IF strips, dial glasses, dial light holders, finished metal cases. Kit 10¢. First thirty orders get additional parts free. TNI, 1616 Victory Blvd., Glendale, California.

CLAP-CLAP and your transistorized Genie-Switch obeys your command. Electronically turns on your TV, Stereo, etc. Clap your hands twice again and it's off. Complete plans \$1.00. Omicron Electronics, P.O. Box 2473, Sherwood Station, Mesa, Arizona.

BUILD A CODETYPER. Transistorized electronic computer-typewriter for Morse teaching or keying your rig with fb fist. For schematic, parts list and technical dope send \$2 to Computronics Engineering, Box 6606 Metropolitan Station. Los Angeles 90058.

EQUIPMENT

FREE electronics catalog. Tremendous bargains. Send postcard. Electrolabs, Department C-668D, Hewlett, New York 11557.

CLASSIFIED ADVERTISING ORDER FORM

Please refer to heading on first page of this section for complete data concerning terms, frequency discounts, closing dates, etc.

| | | | | |
|----|----|----|----|----|
| 1 | 2 | 3 | 4 | 5 |
| 6 | 7 | 8 | 9 | 10 |
| 11 | 12 | 13 | 14 | 15 |
| 16 | 17 | 18 | 19 | 20 |
| 21 | 22 | 23 | 24 | 25 |
| 26 | 27 | 28 | 29 | 30 |
| 31 | 32 | 33 | 34 | 35 |

Words { @ 55¢ (Reader Rate) }
 { @ 90¢ (Commercial Rate) } = \$ _____

Insert _____ time(s) Total Enclosed \$ _____

NAME _____

ADDRESS _____

CITY _____ ZONE _____ STATE _____

Signature _____

WORD COUNT: Include name and address. Name of city (Des Moines) or of state (New York) counts as one word each. Zone or Zip Code numbers not counted. (Publisher reserves right to omit Zip Code if space does not permit.) Count each abbreviation, initial, single figure or group of figures or letters as a word. Symbols such as 35mm, COO, PO, AC, etc., count as one word. Hyphenated words count as two words.

PE-966

TOOLS

NEW SOLDERING EFFICIENCY—Remarkable one hand gun. Guaranteed. Free information—Value Products, Dept. C, Box 208, Hamilton, Montana 59840.

RECORDS

REPLACE worn LP Jackets—white 20¢, colors 25¢. Min shipment 20, samples 50¢. Jacket Supplies, Hillburn P.O., New York.

TAPE AND RECORDERS

BEFORE Renting Stereo Tapes try us. Postpaid both ways—no deposit—immediate delivery. Quality—Dependability—Service—Satisfaction—prevail here. If you've been dissatisfied in the past, your initial order will prove this is no idle boast. Free Catalog. Gold Coast Tape Library, Box 2262, Palm Village Station, Hialeah, Fla. 33012.

RENT Stereo Tapes—over 2,500 different—all major labels—free brochure. Stereo—Parti, 1616-PE Terrace Way, Santa Rosa, California.

STEREO TAPES. Save up to 60% (no membership fees, postpaid anywhere U.S.A.). Free 60 page catalog. We discount batteries, recorders, tape accessories. Beware of slogans "not undersold," as the discount information you supply our competitor is usually reported to the factory. **SAXITONE**, 1776 Columbia Road, Washington, D.C.

TAPE RECORDER SALE. Brand new, latest models, \$10.00 above cost. Arkay Sales, 1028-C Commonwealth Ave., Boston, Mass. 02215.

TAPE RECORDERS, Hi-Fi, components, Sleep Learning Equipment, tapes. Unusual Values Free Catalog. Dressner, 1523PE, Jericho Turnpike, New Hyde Park 11, N. Y.

TAPE-MATES now offers **ALL TAPES—ALL LABELS** at **TRE-MENDOUS SAVINGS** plus **FREE** Tape-Mates membership. For **FREE** brochure write **TAPE-MATES**, 5280-PE W. Pico Blvd., Los Angeles 90019.

RENT 4-TRACK STEREO TAPES—When narrowed down **TRIMOR** becomes the wide choice—Goodbye to partial satisfaction. Service and Dependability our keynote—**ALL MAJOR LABELS—FREE CATALOG** (48 states)—**TRIMOR** Company, P. O. Box 748, Flushing, N.Y. 11352.

TAPES. TAPE RECORDERS—sold, exchanged. Free catalog. Tower, Lafayette Hill, Pa. 19444.

TAPE transport. NAB recording studio quality. Build yourself for amazingly low cost. Detailed plans \$5.00. Free particulars. Pepke Laboratories, 309-B West 19 Street, New York, N.Y. 10011.

AUTOMATIC telephone connection for Concord and other transistorized recorders. **SURVEILLANCE** and Privacy Protection Devices. Free Data: Security Electronics-PER, 15 East 43rd Street, New York, N.Y. 10017.

GOVERNMENT SURPLUS

"GOVERNMENT SELLS"—Surplus Electronics; Oscilloscopes; Transceivers; Test Equipment; Radar; Walkie-Talkies; Boats; Jeeps; Aircraft; Misc.—Send For—"U.S. Depot Directory-Procedure"—\$1.00—Service, Box 425 (ZE), Nanuet, N.Y.

GOVERNMENT Surplus. Complete Sales Directory \$1.00. Surplus Publications, Box 45781E, Los Angeles 45, Calif.

INSTRUCTION

LEARN ELECTRONIC ORGAN SERVICING at home all makes including transistors. Experimental kit—troubleshooting. Accredited NHSC, Free Booklet. **NILES BRYANT SCHOOL**, 3631 Stockton, Dept. A, Sacramento 20, Calif.

LEARN While Asleep, hypnotize with your recorder, phonograph. Astonishing details, sensational catalog free! Sleep-Learning Association, Box 24-ZD, Olympia, Wash.

FCC License in 6 weeks. First Class Radio telephone. Results Guaranteed. Elkins Radio School, 2603B Inwood, Dallas, Texas.

REI First Class Radio Telephone License in (5) weeks Guaranteed. Tuition \$295.00. Job placement free. Radio Engineering Institute, 1336 Main Street, Sarasota, Fla.

BEGINNERS code. 5wpm at 33 $\frac{1}{3}$. Guided sending. Three 12" records, \$6.85. Page Electronics Institute, 1158 W. 54 St., Los Angeles 90037.

FCC LICENSE THROUGH TAPE RECORDED INSTRUCTION. Bob Johnson Audio-Visual Training, 1060D Duncan, Manhattan Beach, Calif. 90266.

F.C.C. LICENSE (first class) in seven weeks. Resident classes or correspondence. Grantham, 1505 N. Western, Hollywood, California 90027.

HIGHLY—effective home study review for FCC commercial phone exams. Free literature! Cook's School of Electronics, P.O. Box 10634, Jackson, Miss. 39209.

REPAIRS AND SERVICES

TV Tuners rebuilt and aligned per manufacturers specification. Only \$9.50. Any make UHF or VHF. We ship COD. Ninety day written guarantee. Ship complete with tubes or write for free mailing kit and dealer brochure. JW Electronics, Box 51C, Bloomington, Indiana.

INVENTIONS WANTED

INVENTIONS wanted. Patented; unpatented. Global Marketing Service, 2420-P 77th, Oakland 5, Calif.

INVENTIONS—IDEAS developed: **CASH/ROYALTY SALES.** Member: United States Chamber of Commerce. Raymond Lee, 130-G West 42nd, New York City 10036.

INVENTIONS WANTED; patented, unpatented. Extensive manufacturers lists. Free details. Pioneer Invention Service, Dept. 79; 150 Broadway, New York, N.Y. 10038.

INVENTORS! Sell your invention for cash or royalties! Our client manufacturers eagerly seek new items. Patented. Unpatented. Financial assistance if needed. 25 years proven performance. For free information, write Dept. 20, Gilbert Adams, Invention Broker, 80 Wall St., New York 5, N.Y.

INVENTORS! Don't sell your invention, patented or unpatented, until you receive our offer. Eagle Development Company, Dept. P, 79 Wall Street, N.Y. 5, N.Y.

PATENT Searches including Maximum speed, full airmail report and closest patent copies, \$6.00. Quality searches expertly administered. Complete secrecy guaranteed. Free Invention Protection forms and "Patent Information." Write Dept. 9, Washington Patent Office Search Bureau, 711 14th Street, N.W., Washington 5, D.C.

INVENTORS. We will develop, help sell your idea or invention, patented or unpatented. Our national manufacturer clients are urgently seeking new items for outright cash sale or royalties. Financial assistance available. 10 years proven performance. For free information, write Dept. 41, Wall Street Invention Brokerage, 79 Wall Street, New York 5, N.Y.

INVENTORS! Outright cash sale or royalties for your inventions. Patented. Unpatented. Active demand from our client manufacturers. Financial assistance available. Write Dept. 35, United States Invention Brokerage, 78 Wall Street, New York 5, N.Y.

MOVIE FILMS

ORDER NOW—'66 INDY 500; 8mm **COLOR** . . . Most Incredible in 50 years of Speedway History. \$12.95 ppd (Super 8mm \$13.95). Other **INSTRUCTIONAL/COLOR ACTION SPORTS FILMS—8/16mm.** Catalog Available. Write: **SPORTLITE FILMS-PE**, 20 North Wacker Drive, Chicago, Illinois 60606.

BOOKS

FREE Book. Prophet Elijah Coming Before Christ. Wonderful Bible Evidence. PE Megiddo Mission, Rochester, New York 14619.

FREE Catalog Aviation/Electronics/Space books. Aero Publishers, 329PE Aviation Road, Fallbrook, Calif. 92028.

"1966 **DIRECTORY** of Book Collectors." 120 Pages. \$2.00. Hussey, Box 157-16, Webster, New York 14580.

HELP WANTED

CHRISTMAS CARDS—Business and Personal. Customer's name imprinted. Earn unusually high commissions from this medium—and high-priced line. Free Sample Album. Process Corp. (our 45th Year). 3468D S. 54th Ave., Chicago. Ill. 60650.

RUBBER STAMPS

RUBBER ADDRESS STAMP \$1.00. Signature \$2.88. Free catalog. Jackson Products, 1433 Winnemac, Chicago, Ill. 60640.

PHOTOGRAPHY—FILM, EQUIPMENT, SERVICES

MEDICAL Film—Adults Only—"Childbirth"—1 reel 8mm \$7.50—16mm \$14.95. International-E, Greenvale, L.I., New York.

SCIENCE Bargains—Request Free Giant Catalog "CJ"—148 pages—Astronomical Telescopes, Microscopes, Lenses, Binoculars, Kits, Parts. War surplus bargains. Edmund Scientific Co., Barrington, New Jersey.

AUTHORS' SERVICES

AUTHORS! Learn how to have your book published, promoted, distributed. **FREE** booklet "ZD," Vantage, 120 West 31 St., New York 1.

SONGWRITERS WANTED. Send songs for recording—royalty contract. Tin Pan Alley, 1650-H Broadway, New York 10019.

WANTED WRITERS! Short stories, articles, books, plays, poetry. Will help place, sell your work. Write today, free particulars! Literary Agent Mead, Dept. C-45, 915 Broadway, New York 10, N.Y.

MUSIC

POEMS wanted for new songs. Nashville Music Institute, Box 532-E, Nashville, Tennessee.

POEMS wanted for songs. Send poems. Crown Music, 49-EL West 32nd, New York 1.

EDUCATIONAL OPPORTUNITIES

LEARN While Asleep. Remarkable, Scientific, 92% Effective. Details Free. ASR Foundation, Box 7021, Dept. e.g., Lexington, Kentucky.

ENGINEERING and Electronics—send \$1.00 for 100 page Career Opportunities. C.I.S.T., Suite 694, 263 Adelaide St., West, Toronto, Canada.

DO-IT-YOURSELF

SAVE! Build Transistorized Treasure Finder. Details Free. Del Research, Box 436A, Centerville, Georgia 31093.

PERSONALS

INVESTIGATORS. FREE BROCHURE, LATEST SUBMINIATURE ELECTRONIC SURVEILLANCE EQUIPMENT. ACE ELECTRONICS, 11500-K NW 7th AVE., MIAMI, FLA. 33168.

BORROW \$1,233 AIRMAIL! Repay \$54 for 29 months. State licensed. Postal Finance, Dept. 84-P, Kansas City, Kansas 66117.

BILL PROBLEMS? Poor credit no trouble. Not a loan company. Send for free application. Automatic Acceptance, 307PE, Pocasset Ave., Providence, R.I.

VIDEO TAPE exchange correspondence, pen pal type, with anyone, anywhere using Ampex 1" tape system. Ed Cushman, Eniwetok M.I., APO San Francisco 96333.

BUSINESS OPPORTUNITIES

INVESTIGATE Accidents—Earn \$750 to \$1,400 monthly. Men urgently needed. Car furnished. Business expenses paid. No selling. No college education necessary. Pick own job location. Investigate full time. Or earn \$6.44 hour spare time. Write for Free literature. No obligation. Universal, CZ-9 6801 Hillcrest, Dallas, Texas 75205.

VENDING Machines—No Selling. Operate a route of coin machines and earn amazing profits. 32-page catalog free. Parkway Machine Corporation, 715PE Ensor Street, Baltimore 2, Md.

ELECTROPLATING Equipment and supplies. All types for home workshops and industrial. Send \$1.00 (refundable) for equipment guide formulas, operating data, catalog. HBS Equipment Division 90, 3543 East 16th, Los Angeles, California. 90023.

FREE Book "990 Successful, little-known Businesses." Work home. Plymouth-945J, Brooklyn, N.Y. 11218.

I MADE \$40,000.00 Year by Mailorder! Helped others make money! Start with \$10.00—Free Proof. Torrey, Box 63566-N, Oklahoma City, Oklahoma 73106.

PIANO Tuning learned quickly at home. Tremendous field! Musical knowledge unnecessary. Information free. Empire School of Piano Tuning. Dept. PE, Box 327, Shendoah Station, Miami, Florida 33145. (Founded 1935.)

CITIZENS BAND Radio Dealerships Available. Sell Full or Part Time. Knox Electronics, Dept. 274, Galesburg, Ill. 61401.

IT'S FUN to sell by Mailorder! Free catalogue. Methods, 1405-FD, Lafayette Hill, Pa. 19444.

FREE \$125 MACHINE HELPS EARN AS YOU learn locksmithing! Professional's key machine sent you as part of course. Earn 90% on keys for cars, homes and offices while learning this needed, high-pay craft. All tools and supplies sent you with working lessons. Write for **FREE BOOK**—no obligation. **BELSAW INSTITUTE**, 2179 Field Bldg., Kansas City, Mo. 64111.

RAISE RABBITS for us on \$500 month plan. Free details. White's Rabbitry, Mt. Vernon 52, Ohio.

MONEYMAKING mailorder opportunities, offers, bargains. 25¢. Litton, 33EW, Randallstown, Maryland.

FREE REPORT, "Home Business Opportunities." Immediate earnings! Wyman, H-101, Congers, New York 10920.

EARN \$240.00 a Month at home, spare time, doing only two \$5.00 Invisible Mending jobs a day. Big money paid for service that makes cuts, tears disappear from fabrics. Steady demand. Details free. Fabricon, 1572 Howard, Chicago 26, Ill.

PHOTOGRAPHS

PHOTOGRAPHS and transparencies wanted, to \$500.00 each. Valuable information free—Write Intrapphoto-PE, Box 74067, Hollywood 90004.

STAMPS

FREE! 110 BRITISH Empire Stamps (worth over \$2.50 at standard catalog prices) when you send only 10¢ for mailing costs! Get this big, valuable collection—from Antarctica, to Zambia! Spectacular issues picturing Conquest of Ice Continent, Papuan Cannibal, Flying Dragon of Wales; plus many others from Tanganyika, Sharjah, Dubai, South Georgia, Christmas Island, etc. A Sensational offer to introduce you to World's Most Rewarding Hobby. 110 genuine, all-different stamps plus Special **FREE Bonus**—a Complete Set of England's 42 Kings and Queens. Also, selections of attractive and unusual stamps from our Stamps-on-Approval Service for Free Examination. You may return selections without buying and cancel service any time. Plus **FREE** "How to Recognize Rare Stamps" booklet, and Big Illustrated Collectors' Catalog! Send 10¢ to: Kenmore, Milford QR-58, New Hamp. 03055.

COINS

50¢ CALIFORNIA Gold Pieces! 1849—1858: 75¢ Each. Seven Different \$4.00: 25 Assorted \$12.00; Plastic Holders: Metropolitan Coin Exchange, 1380-Z Penobscot Bldg., Detroit, Mich. 48226.

MUSICAL INSTRUMENTS

ACCORDIONS, GUITARS, BAND INSTRUMENTS! Save to 50%. Terms. Trades. Free trial. Free catalog. Mention instrument. **MUSIC MART**, 5535-PE Belmont, Chicago 60641.

SWISS MUSICAL MOVEMENTS. Electrical—mechanical. Spielman, 131 West 42nd, New York 10036.

REAL ESTATE

FREE FALL CATALOG! Big NEW 180 pages! Selected Best thruout the U.S. Thousands of properties described, pictured—Land, Farms, Homes, Businesses—Waterfront, Recreation, Retirement. 66 Years' service, 490 Offices, 36 states Coast to Coast. Mailed **FREE** from the World's Largest! **STROUT REALTY**, 50-ZD East 42nd St., N.Y., N.Y. 10017.

CANADIAN VACATION LANDS: Full price \$385.00. 40 acres, \$10 month. Suitable cottage sites, hunting, fishing, investment. Free information, Land Corporation, 3768-P, Bathurst, Downsview, Ontario, Canada.

FREE!!! NEW 160-page FALL-WINTER catalog! Over 1800 **PICTURES!** Farms, Ranches, Homes, Businesses, Vacation and Retirement Properties in 29 states coast to coast! **UNITED FARM AGENCY**, 612-EP West 47th St., Kansas City, Mo. 64112.

EMPLOYMENT INFORMATION

FOREIGN Employment. Construction, other work projects. Good paying overseas jobs with extras, travel expenses. Write only: Foreign Service Bureau, Dept. D, Bradenton Beach, Florida.

FOREIGN Employment: South America, Africa, Europe, Australia, USA. Earnings to \$2,000.00 monthly. Construction, all trades, professions, occupations. Many companies pay fare, housing, benefits, bonuses. Write: Universal, Dept. B-8, Woodbridge, Conn. 06525.

EMPLOYMENT Resumes. Get a better job & earn more! Send only \$2.00 for expert, complete Resume Writing Instructions. J. Ross, 80-34 Kent St., Jamaica 32, N.Y., Dept. PE.

CAPE KENNEDY area and overseas. Sample resumes. Application forms. Information \$2.00. Interocean, Dept. E9, Box 1883, Cocoa, Florida 32922.

CIVIL Service jobs. Free details. Alena, 1513 64th Street, Brooklyn, New York 11219.

PROFESSIONAL resume writing instructions. \$1.25 Tech natron, P.O. Box 4149, Torrance, California.

HYPNOTISM

HYPNOTIZE UNNOTICED! PATENTED new hand device makes you a Hypnotist first day or refund! Hypnotist's Handbook included! \$2.00 Hypnosis Foundation, Box 487, La Mesa 9, California.

FREE Hypnotism, Self-Hypnosis, Sleep Learning Catalog! Drawer H400, Ruidoso, New Mexico 88345.

"FEMALE HYPNOTISM" Exposed, explained! "Secret Method"—they never know! \$2, rushed. Guaranteed! Isabella Hall, Silver Springs, Florida.

MISCELLANEOUS

WINEMAKERS: Free illustrated catalog of yeasts, equipment. Semplex, Box 7208, Minneapolis, Minn. 55412.

BEERS, PEACH BRANDY, WINES—Strongest Formulas, \$2.00. (complete brew supplies hydrometers catalog 10¢) —Research Enterprises, 29-D Samoset, Woburn, Mass.

RETRACTABLE, Removable Wheels For Boats—Plans, Kits, Complete Units. Brochure 25¢. Trailco, Clayton, Ohio 45315.

BEER, ALE, WINES! Powerful Methods! Secrets! Illustrated Booklet, \$2.00. (supplies catalog 10¢). Interstate Products, Box 1-VF3, Pelham, New Hampshire.

\$130 PROFIT Race Day average with \$50.25. Years results. Details: Hitchings, Box 5715-PE-A, Carmel, Calif. 93921.

STAMMER—Stutter—No More. (Dr. Young.) Write: Gaucho, Box 9309-E8, Chicago 90.

ATTENTION CLASSIFIED ADVERTISERS

Ziff-Davis Electronics Division Annuals Bring You More Reader Response!

If you advertise in Ziff-Davis Electronics Publications, additional Classified Advertising in the Annuals will assure additional inquiries and sales. If you do not presently advertise regularly in Ziff-Davis Electronics Publications . . . you can't afford not to be in the several Annuals published by the Electronics Division.

1967 ELECTRONICS INSTALLATION AND SERVICING HANDBOOK . . . The unique and complete servicing manual. Rate: 50¢ per word. Closing: August 22nd, 1966. On Sale: October 20th.

1967 TAPE RECORDER ANNUAL . . . Your best classified buy of the year. Rate: 50¢ per word. Closing: August 29th, 1966. On Sale: October 20th.

1967 COMMUNICATIONS HANDBOOK . . . The Complete Source for all communications information for the electronics enthusiast. Rate: 75¢ per word. Closing: October 24th, 1966. On Sale: December 20th.

Make Certain Your Classified Advertising Copy Appears in One or All of these outstanding Publications. Write Now to:

Hal Cymes, Classified Advertising Manager
ELECTRONICS ANNUALS
One Park Avenue, New York, N. Y. 10016

**MAIL
CARD
NOW!**

NEW 1967 ALLIED CATALOG

See everything new in electronics . . . featured first at Allied, the world's largest electronics headquarters!

New! for the audiophile . . .




Knight-Kit® Deluxe Stereo FM-AM Tuner. Easy-to-build solid-state design.

New! for the ham operator . . .



Knight-Kit® 6-Meter Amateur Transceiver with universal solid-state power supply.

New! for the serviceman . . .



Knight-Kit® Portable Solid-State Color/Bar Pattern Generator. A top value!

New! for the CB user . . .



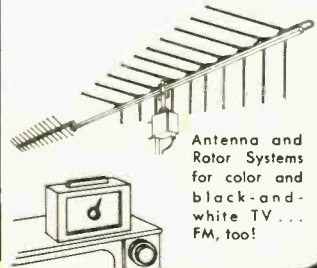
Knight® 2-Way Radio. Compact solid-state design at amazingly low cost!

New! for everyone . . .



Ampex 6200HVR Home Video-tape Recorder. Make video-tapes at home!

New! for the TV and FM owner . . .



Antenna and Rotor Systems for color and black-and-white TV . . . FM, too!

FREE!

Send for new 1967 ALLIED Catalog

ALLIED RADIO, Dept. 3J
P.O. Box 4398, Chicago, Ill. 60680

Send FREE 1967 Allied Catalog

Name _____
PLEASE PRINT

Address _____

City _____ State _____ Zip _____

Printed in U.S.A.

Plus hundreds more new and exclusive items, and scores of special Allied values!

NO MONEY DOWN! 24 MONTHS TO PAY!

Enjoy the things you want now, while you take 24 months to pay for them on the convenient, easy-on-the-budget Allied Credit Fund Plan.

ALLIED RADIO

P.O. Box 4398, Dept. 3J
Chicago, Illinois 60680