

BUILD HI-POWER HI-FI COLOR ORGAN

POPULAR ELECTRONICS

JULY
1966

50
CENTS

DO CAPACITORS BUG YOUR PROJECTS?

**BUILD
Swimming Pool
Splash Alarm**

(See page 41)

**BUILD
Hydronics Receiver
To Pick Up Fish Talk**

**QUICKIE
SUMMER
PROJECTS**


- **Electric Dice Game**
- **\$2 Intrusion Alarm**
- **Integrated Stereo Record Player**
- **Sure-Shot Q5'er**
- **2-Wire, 3-Way Circuits**



sands Who Gained ough NRI

TRAINING KITS XCITING, FAST

of NRI gradu-
Industrial Elec-
tion and Radio
er futures and
Training men to
ronics has been
NRI pioneered
ome instruction,
equipment fur-
me-proved way
rain. With NRI
er position with
on to greater
tter how much
have,
plans



Make \$3 to \$5 An Hour in Spare Time

You don't have to wait until you get an NRI diploma to start earning. As many others have done, you can be making \$3 to \$5 an hour in your spare-time as you train, fixing radios and TV sets for friends and neighbors. You learn how to install, maintain and service stereo hi-fi, radios, TV sets (including color), even how to charge for service and how to set up your own spare-time or full-time business. Many students pay for their NRI training out of spare-time earnings long before they graduate.

Skilled Technicians Are in Demand

There has never been a time when ambitious men with specialized Electronics knowledge were as much in demand as they are today. From television service shops to launching pads, there's a profitable place for you as a skilled technician to help service, operate, install and supervise Electronically-controlled equipment. The NRI diploma is respected and recognized in business and industry. It can be your key to success in America's "glamor" industry.

Achievement Kit Gets You Started Fast

As soon as you enroll with NRI we deliver to your door everything you need to make a fast start in the Electronics training of your choice. This new Achievement Kit is an unparalleled example of the value of NRI home-study training. No other school has anything like it. Find out about the NRI Achievement Kit, about NRI training equipment, about NRI courses, about opportunities for success in Electronics. Send for the NRI catalog. There's no obligation. No salesman will call. NATIONAL RADIO INSTITUTE, Electronics Division, Washington, D. C. 20016.

MAIL POSTAGE-FREE CARD NOW

PICK YOUR FIELD FROM NRI'S SPECIALIZED INSTRUCTION PLANS

1 TELEVISION-RADIO SERVICING
Complete training from basic fundamentals of electricity to home entertainment equipment. You learn to fix radios, hi-fi and stereo sets, black-and-white and color TV, etc. A profitable field full or part time.

2 INDUSTRIAL-MILITARY ELECTRONICS
From basic principles to computers. A comprehensive training plan that teaches you the fundamentals, then takes you into such modern-day miracles as servos, telemetry, multiplexing, pulse circuitry, data processing, other important subjects.

3 COMPLETE COMMUNICATIONS*
Designed to teach and provide you with actual practice in operation, service and maintenance of AM, FM and TV broadcasting stations. Also covers marine, aviation, mobile radio, facsimile, microwave, radar.

4 FCC LICENSE*
Specifically designed short course to prepare you for your First Class FCC Radiotelephone License examinations. You begin with a thorough background in fundamental Electronic principles, advance to required subjects covering equipment and procedures.

5 MATH FOR ELECTRONICS
A brief course for engineers and technicians who need a quick review of the essential mathematics used in industry, communications, in government jobs. Basic arithmetic review, shortcut formulas, modern digital number system, much, much more.

6 BASIC ELECTRONICS
A concise course to teach modern Electronics terminology and components. A wealth of practical, useful information to help you better understand the field, to give you some technical knowledge. For anyone who wants basic understanding of Radio-TV Electronics.

7 ELECTRONICS FOR AUTOMATION
This course is not for beginners. Offered for men with some fundamental knowledge of Electronics who want better understanding of Automation in present day use. Covers process control, ultrasonics, telemetering, and remote control, electromechanical measurements, other subjects.

8 AVIATION COMMUNICATIONS*
This course prepares you to install, maintain, service aircraft communications equipment. Covers direction finders, ranges, markers, Loran, Shoran, Radar, landing systems. Earn your First Class FCC License with Radar Endorsement.

9 MARINE COMMUNICATIONS*
Covers transmitters, direction finders, depth indicators, radar, sonar, other equipment used on commercial ships and thousands of pleasure boats. Prepares you for a First Class FCC License with Radar Endorsement.

10 MOBILE COMMUNICATIONS*
Learn to install and maintain mobile equipment and associated base stations. Covers transmitters and receivers used by police and fire departments, public utilities, construction projects, taxis, etc. Prepares you for a First Class FCC License.

*NOTE: You must pass your FCC License exam (any Communications course) or NRI refunds in full the tuition you have paid.

Available Under
NEW
GI BILL

If you served since January 31, 1955, or are in service, check GI line in postage-free card

THE BIG SWITCH IS ON!

RAYTHEON

PRODUCT POWER GOES INTO ACTION

A brilliantly conceived array of dynamic Citizens Band designs

Raytheon, in one great upward surge, introduces not merely one or two but **seven** bright, entirely new 2-way C-B designs plus a host of functional accessories including an entirely new tone signaling device. Fact! Each of the seven models has from two to six performance, operational

or appearance features that have not appeared previously in any other C-B equipment! At the same time, prices throughout are **lower**—not higher. These are some customer benefits that accrue when one of America's leading manufacturers of electronic equipment goes into high gear.

TWR-7 MOBILE RADIO

Retained in the Product Power C-B Line, still unchallenged as the style and concept pace setter for all solid-state mobile designs. 5 channels, 5 watts. Very low current drain. **129.95**



TWR-9 BASE STATION

C-B base station of the future for home or office, available **now**. Introducing new operating simplicity for busy people. No unwieldy microphone! 2-way panel speaker has directional acoustic lens grill structure. Focuses voice, reduces background noise. Exclusive! Unit tip touch switches in wired single station or all-call intercom! Many other all-new features. 5-watts, 6 channels. 117V AC operation. **99.95**



TWR-8 2 WATT, 2 CHANNEL PORTABLE

Powerful! "Packaged" — supplied with 2 antennas, 51" telescoping whip and short, base loaded plug-in "stubby," leather carrying case, earphone in case, ni-cad batteries, battery charger, crystals for Channel 11. No other hand-held unit offers such power, versatility, and operating range in so small a housing or at so low a "package" price. **119.95**



TWR-11, TWR-11T MOBILE/BASE STATION

Truly de luxe 10-channel unit with push button selection. Fully solid-state for low battery drain. Converts quickly to 117V AC for base station using pedestal power supply accessory. Exclusive! Accepts new Ray-tel all-solid-state tone signaling accessory inside cabinet with push buttons on panel! **Tone accessory is half the price of equivalent-quality tone units!** Also available: TWR-11T with tunable receiver for 23 channels and optional supplies for 117V AC and 24/32V DC. **TWR-11, 159.95 TWR-11T, 169.95**



100 MILLIWATT TRANSCEIVERS

Three brilliant new 100 milliwatt transceivers offer many never-before combinations of features and outstanding values. Features include: **Tone signaling—AM BC band plus full-featured C-B transceiver — 117V AC adaptors for fixed station/portable operation — 2 and 3 channels — Earphones.**



RAYTHEON

RAYTHEON COMPANY

213 East Grand Avenue,
South San Francisco, California 94080

WRITE FOR "QIK FACTS" GIVING DETAILS ON ANY RAY-TEL EQUIPMENT DESCRIBED HERE
CIRCLE NO. 34 ON READER SERVICE PAGE

POPULAR ELECTRONICS

WORLD'S LARGEST-SELLING ELECTRONICS MAGAZINE

VOLUME 25

JULY, 1966

NUMBER 1

SPECIAL FEATURE

- C. G. CUNNINGHAM **41** **CAPACITOR KNOW-HOW SIMPLIFIES ELECTRONIC CIRCUITS**
Don't let capacitors bug your projects

ELECTRONIC CONSTRUCTION PROJECTS

- FRED MAYNARD **48** **SWIMMING POOL SPLASH ALARM**
The sentry that never sleeps
- R. L. WINKLEPLECK **50** **\$2 INTRUSION ALARM**
- JAMES E. ROHEN **51** **INEXPENSIVE INTEGRATED SOLID-STATE STEREO RECORD PLAYER**
- DONALD E. LANCASTER **56** **MUSETTE COLOR ORGAN**
Music to watch by—in color, too
- KEN GREENBERG **78** **ELECTRIC DICE GAME**
- BRADLEY J. THOMPSON **87** **SURE-SHOT Q5-ER HOOKUP**
- R. C. HITCHCOCK & G. E. WEBER **88** **TWO-WIRE THREE-WAY SWITCHING CIRCUIT**

COMMUNICATIONS


- MARSHALL LINCOLN **68** **HOW TO GET THE MOST OUT OF YOUR KEY AND BUG**
Accuracy, not speed, is the keynote
- GARY OLSON **73** **RIDING THE TV DX TRAIL**
- MATT P. SPINELLO, KHC2060 **79** **ON THE CITIZENS BAND: WRIST RADIO AND COMMUNICATIONS**
- HANK BENNETT, W2PNA **83** **SHORT-WAVE LISTENING: NOTES FROM SHORT-WAVE EDITOR'S DESK**
- ROBERT LEGGE **84** **ENGLISH-LANGUAGE BROADCASTS TO NORTH AMERICA**
- HERB S. BRIER, W9EGQ **85** **AMATEUR RADIO: INSTALLING ANTENNAS IN RESTRICTED SPACES**
- E. H. MARRINER, W6BLZ **92** **BC-454 GOES MARITIME**
- 107** **SHORT-WAVE MONITOR CERTIFICATE APPLICATION**

ELECTRONIC FEATURES AND NEW DEVELOPMENTS

- CARL KOHLER **38** **JUST WHEN I FORGOT MY (SOLDERING) GUN**
- 53** **THE CONNUBIAALLY-ORIENTED COMPUTER OF OTTO TRONIX**
Can a shy electronics wizard find a mate?
- J. DRUMMOND **63** **IS PLASMONICS FOR THE BIRDS?**
Not really; it lets you listen in on fish talk
- 66** **ZERO-BEATING THE NEWS**
- 72** **EXTENSION SPEAKERS ARE NO PROBLEM**
- HANS F. KUTSCHBACH **72** **GERMAN TV PIONEER**
- THOMAS F. KIRBY **75** **INFRINGERS BEWARE!**
- ROBERT P. BALIN **77** **TV TROUBLE QUIZ**
- LOU GARNER **80** **SOLID STATE**

DEPARTMENTS

- 6** **LETTERS FROM OUR READERS**
- 14** **TIPS & TECHNIQUES**
- 15** **READER SERVICE PAGE**
- 22** **NEW PRODUCTS**
- 28** **ELECTRONICS LIBRARY**
- 32** **NEW LITERATURE**
- 90** **HAM HOBBY CLEARINGHOUSE**
- 93** **OPERATION ASSIST**



What is he—a genius or a nut? **53**



You can build this color organ in your home **56**

POPULAR ELECTRONICS is indexed
in the Readers' Guide
to Periodical Literature

Copyright © 1966 by ZIFF-DAVIS PUBLISHING COMPANY. All rights reserved.

This month's cover photo by
Bruce Pendleton

POPULAR ELECTRONICS, July 1966, Volume 25, Number 1 is published monthly at 307 North Michigan Avenue, Chicago, Illinois 60601. One year subscription rate for U.S., U.S. Possessions and Canada, \$5.00; all other countries, \$6.00. Second class postage paid at Chicago, Illinois and other mailing offices. Subscription Service: Portland Place, Boulder, Colorado 80302.

ELECTRONICS

WHERE CAN YOU EQUAL THIS OPPORTUNITY

TO EARN A GOOD PAYING JOB IN A FAST GROWING FIELD?

DeVRY'S "BIG 3" AIDS TO PROGRESS ARE DESIGNED TO SPEED YOU QUICKLY TO A REAL FUTURE IN ELECTRONICS

1. **EFFECTIVE TRAINING!** Learn AT HOME in spare time, or day or evening in one of our RESIDENT SCHOOLS.
2. **INDUSTRY RECOGNITION!** DeVry programs, prepared with industry's help, are "JOB-AIMED."
3. **EMPLOYMENT SERVICE!** for ALL graduates through our contacts with many large, respected companies across North America.

ELECTRONICS is one field that spells OPPORTUNITY in big capital letters for many men 18 to 45. This widespread but FAST GROWING field offers trained men some of today's finest, good-paying job opportunities — or a chance to start a profitable servicing shop!

Even if you don't have previous technical experience or an advanced education, DeVry's "BIG 3" aids to progress may very well be YOUR stepping stones to a BETTER FUTURE. You can learn at home in your spare time, while keeping your present job. Or, in a day or evening program in our U.S. or Canadian resident school, you can develop the very skills needed to make wonderful progress. We even work to get resident students part-time jobs to help with tuition or living expenses, if necessary!

Regardless of how you complete your educational program with DeVry, you can count on industry-recognized, effective training aimed directly at providing on-the-job-type "know-how." This is followed by actual EMPLOYMENT SERVICE to help you get started in Electronics. Or, if you are in the field already, remember that a DeVry recommendation has meant plenty of ADDED DOLLARS in income to many who made themselves more valuable to employers.

See for yourself how you, too, may prepare for the INCOME, the PRESTIGE and the FINE FUTURE that goes with the title of Electronics Technician. Mail the coupon NOW for facts without obligation.

WE PREPARE YOU NOT FOR ONE JOB BUT FOR JOBS IN MANY DIVISIONS OF THE FASCINATING FIELD OF ELECTRONICS



SPACE & MISSILE



TV — RADIO



RADAR



MICROWAVES



AUTOMATION




COMMUNICATIONS



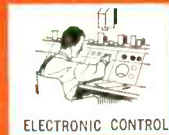
COMPUTERS



BROADCASTING



INDUSTRIAL ELECTRONICS



ELECTRONIC CONTROL

MOVIES, TEXTS AND EQUIPMENT HELP YOU LEARN FASTER



DeVry includes training movies AT HOME, "programmed" texts and many shipments of Electronic parts — to help you learn quickly, remember more.

FREE

Send coupon for these two actual booklets NOW!



MAIL COUPON TODAY!

DeVRY TECHNICAL INSTITUTE

4141 Belmont Avenue, Chicago, Ill. 60641 Dept. PE-7-W

Please give me your two free booklets, "Pocket Guide to Real Earnings," and "Electronics in Space Travel"; also include details on how to prepare for a career in Electronics. I am interested in the following opportunity fields (check one or more):

- | | |
|--|---|
| <input type="checkbox"/> Space & Missile Electronics | <input type="checkbox"/> Communications |
| <input type="checkbox"/> Television and Radio | <input type="checkbox"/> Computers |
| <input type="checkbox"/> Microwaves | <input type="checkbox"/> Broadcasting |
| <input type="checkbox"/> Radar | <input type="checkbox"/> Industrial Electronics |
| <input type="checkbox"/> Automation Electronics | <input type="checkbox"/> Electronic Control |

Name _____ Age _____

Address _____ Apt. _____

City _____ State _____ Zip _____ Code _____

Check here if you are under 16 years of age.

HOME STUDY AND RESIDENT SCHOOL TRAINING
AVAILABLE IN CANADA

2101

DeVry Technical Institute

4141 Belmont Avenue
Chicago, Illinois 60641

Accredited Member of National Home Study Council

POPULAR ELECTRONICS

PHILLIP T. HEFFERNAN
Publisher

OLIVER P. FERRELL
Editor

ROBERT CORNELL, WA2HDQ
Managing Editor

JOHN D. DRUMMOND
Technical Editor

WILLIAM GALBREATH
Art Director

MARGARET MAGNA
Associate Editor

ANDRE DUZANT
Technical Illustrator

NINA KALAWSKY
Editorial Assistant

PATTI MORGAN
Editorial Assistant

H. BENNETT, W2PNA

H. S. BRIER, W9EGQ

L. E. GARNER, JR.

M. P. SPINELLO, KHC2060
Contributing Editors

LAWRENCE SPORN
Advertising Sales Manager

ARDYS C. MORAN
Advertising Service Manager

ZIFF-DAVIS PUBLISHING COMPANY

Editorial and Executive Offices
One Park Avenue, New York, New York 10016
212 679-7200

Eastern Advertising Manager, RICHARD J. HALPERN

Midwestern Office

307 North Michigan Avenue, Chicago, Illinois 60601
312 726-0892

Midwestern Advertising Manager, JAMES WEAKLEY

Western Office

9025 Wilshire Boulevard, Beverly Hills, California 90211

213 CRestview 4-0265; BRadshaw 2-1161

Western Advertising Manager, BUD DEAN

Japan: James Yagi

c/o Sekihara

1, Sakamachi, Shinjuku-ku
Tokyo, Japan

Circulation Office

Portland Place

Boulder, Colorado 80302

William B. Ziff, Chairman of the Board (1946-1953)

William Ziff, President

W. Bradford Briggs, Executive Vice President

Hershel B. Sarbin, Vice President and General Manager

Philip Sine, Financial Vice President

Walter S. Mills, Jr., Vice President, Circulation

Stanley R. Greenfield, Vice President, Marketing

Phillip T. Heffernan, Vice President

Frank Pomerantz, Vice President, Creative Services

Arthur W. Butzow, Vice President, Production

Ziff-Davis also publishes Skiing, Flying, Business/Commercial Aviation, Boating, Car and Driver, Popular Photography, HiFi/Stereo Review, Electronics World, Modern Bride, Skiing Trade News, and Skiing Area News.

All subscription correspondence should be addressed to POPULAR ELECTRONICS, Circulation Department, Portland Place, Boulder, Colorado 80302. Please allow at least six weeks for change of address. Include your old address, as well as new—enclosing if possible an address label from a recent issue.

EDITORIAL CONTRIBUTIONS must be accompanied by return postage and will be handled with reasonable care; however, publisher assumes no responsibility for return or safety of art work, photographs or manuscripts.



Member Audit Bureau
of Circulations



Good starting point for any performance worth recording...

Sonotone full fidelity microphones

Wondering why your "live" home recorded tapes sound dead, lack professional quality? Stop wondering.

That accommodation mike given with your tape recorder just isn't in the same league with your recorder's pick-up capabilities.

Want results you'll be proud of? Plug a full fidelity Sonotone microphone into your tape recorder. The improvement will delight you! Because Sonotone microphones capture all the richness and vibrancy of live sound to take full advantage of your tape recorder's output capabilities.

For fine dynamic, as well as ceramic microphones... ask for a Sonotone microphone at your hi-fi dealer. Or write to

SONOTONE
audio products

SONOTONE CORPORATION, ELMSFORD, N.Y. 10523
ELECTRONIC APPLICATIONS DIVISION
EXPORT: SINGER PRODS. CO., INC., N. Y. C.,
CABLE: EXREGNIS; N. Y.

CIRCLE NO. 29 ON READER SERVICE PAGE

Choose Your Tailor-Made Course in N.T.S. "PROJECT METHOD" ELECTRONICS!

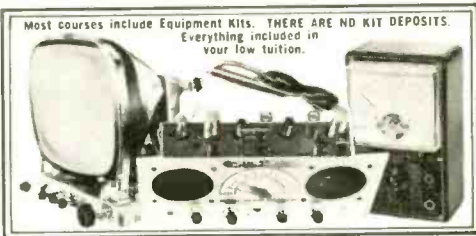
Now! N.T.S. — one of America's oldest leading home-study and resident technical schools — offers you **GREATER CAREER OPPORTUNITIES IN ELECTRONICS.** N.T.S. "Project Method" home training lessons are shop-tested in the Resident School in Los Angeles. You work on practical job projects, learn to use shop manuals and schematics. Your N.T.S. training is individual. You proceed at your own pace. The Schools' practical methods, plus more than 60 years of experience, have helped thousands of students all over the world to successful careers. Prepare now for a secure future in one of 8 N.T.S. Electronics Courses designed to fit your own particular needs.



Work on the electronic "brains" of industry — computers, data processing and other automation equipment. Become a TV-Radio Technician, an electronics field engineer, or succeed in your own business.

CHOOSE YOUR FIELD — INSURE YOUR FUTURE!

- 1 ELECTRONICS-TV-RADIO-SERVICING & COMMUNICATIONS** A basic course thoroughly covering fundamentals of electronics, radio, TV servicing and communications.
- 2 MASTER COURSE IN ELECTRONICS-TV-RADIO, PLUS ADVANCED TV & INDUSTRIAL ELECTRONICS** This course covers everything included in Course No. 1 plus Automation and every phase of the Electronics industry.
- 3 FCC LICENSE** Preparation for this government license essential for interesting jobs in radar, radio, television, communications, guided missiles, many others. Upon completion of this course, if you do not pass the FCC exam for a 1st Class Commercial Radiotelephone License your tuition will be refunded.
- 4 RADIO SERVICING (AM-FM-Transistors)** Train for radio sales and service with dealer or distributor.
- 5 TELEVISION SERVICING (Including Color)** Covers installation, adjustment, repair and servicing of black and white and color television . . . prepares you for your own sales and service business.
- 6 STEREO, HI-FI AND SOUND SYSTEMS** A growing field. Prepares you to build, install and service modern sound equipment for home or industry.
- 7 BASIC ELECTRONICS** Gives you the fundamentals you must know to build on for a future Electronics career. Also offers an excellent background for Salesmen, Purchasing Agents, and others in Electronics.
- 8 ELECTRONICS MATH** Simple, easy-to-follow instructions in the specialized math you need in many electronics jobs.



Most courses include Equipment Kits. THERE ARE NO KIT DEPOSITS. Everything included in your low tuition.

CLASSROOM TRAINING AT LOS ANGELES

You can take classroom training in our famous Resident School at Los Angeles in Sunny Southern California. N.T.S. is the oldest and largest school of its kind. Associate In Science Degree also offered in our Resident Program. Check Resident School box in coupon for full details.

HIGH SCHOOL AT HOME

Learn easily. New modern method. National also offers accredited high school programs for men and women. Take only subjects you need. Study at your own pace. Latest approved textbooks — yours to keep — everything included at one low tuition. Check High School box in coupon for information.



MAIL COUPON TODAY FOR FREE BOOK AND SAMPLE LESSON

In Field of Your Choice. You enroll by Mail — and Save Money. No Salesmen: This means lower tuition for you. Accredited Member N.H.S.C.



NATIONAL TECHNICAL SCHOOLS
WORLD-WIDE TRAINING SINCE 1905
4000 S. Figueroa St., Los Angeles, California 90037

NATIONAL TECHNICAL SCHOOLS

4000 S. Figueroa St., Los Angeles, California 90037

Please Rush **FREE** Electronics "Opportunity Book" and sample lesson on course checked below:

- Electronics-TV-Radio Servicing & Communications
- Master Course in Electronics-TV-RADIO Advanced TV & Industrial Electronics
- FCC License
- Radio Servicing (AM-FM-Transistors)
- Television Servicing (Including Color)
- Stereo, Hi-Fi and Sound Systems
- Basic Electronics
- Electronics Math

Dept. 205-76

Name _____ Age _____

Address _____

City _____ State _____ Zip _____

- Check here if Interested **ONLY** in Classroom Training at L.A.
- Check here for High School Department Catalog only.



tapes sound fuzzy & distorted?

STEREO REQUIRES MATCHED MICROPHONES . . .

Pianos sound like barrel organs? Violins like musical saws? Voices lost in a welter of "hollow" background sound? Friend—look to your microphone! You'll be amazed by the clear, life-like tapes you can make with the new Shure Unidyne A . . . a low-cost, fine quality unidirectional microphone that picks up sound from the front uniformly while rejecting sounds from the rear. Equipped with plugs to match most tape recorder inputs. Unidyne A matched pairs can detect the subtle differences that "localize" sound for realistic, spatially-correct stereo tapes.



NEW!

SHURE
UNIDYNE / A

MATCHED STEREO MICROPHONES

In the quality tradition of the famed Unidyne family of unidirectional dynamic microphones . . . at a new dramatically low price. Never before such quality at so low a price! Model 580SA(MP)—Only \$70.80 net for the pair.



**LOOKING FOR
"PROFESSIONAL"
QUALITY?**

SHURE
UNIDYNE III

The favorite of performers and public speakers. Dual impedance, ultra-small size, true-cardioid pick-up pattern, symmetrical about the axis in all planes, at all frequencies. Wide-range response. Amazingly faithful voice and music reproduction. Model 545S (with On-Off switch) \$53.97 net. (Matched pairs available).

Shure Brothers, Inc.
222 Hartrey Avenue, Evanston, Illinois
CIRCLE NO. 27 ON READER SERVICE PAGE

LETTERS

FROM OUR READERS

Address correspondence for this department to:
Letters Editor, POPULAR ELECTRONICS
One Park Avenue, New York, N. Y. 10016

COMPUTERIZED MATE SELECTION

Your article on computerized mate selection (March, 1966) was interesting and informative, but your reporter left out the most advanced and effective system of all—Selectronics. The Selectronics organization has offices in San Diego and Seattle, and is now negotiating franchises in many other Western cities. Unlike most other methods, which merely apply computers (and often only card sorters) to speed up long-available and marginally effective methods, the Selectronic system bypasses the psychologists' old-fashioned preoccupation with hypothetical personality "traits" and concerns itself with the client's actual everyday choices and behaviors.

BERNARD RIMLAND, Ph.D.
San Diego, Calif.

SWIMMING POOL SPLASH ALARM

I would like to build a pool warning system, and wonder if you could run an article containing a circuit for this purpose. I'm sure a



lot of your other readers have outside pools, too, and would appreciate such an article.

LOUIS W. KOGLEMANN
Milwaukee, Wis.

Your request and our editorial efforts are on the same frequency, Louis. You'll find exactly what you want on page 48 of this issue.

MINIATURE ROBOT READOUT

The digital readout circuit in "Parts Profiles" (May, 1966) was just what I've been looking for. About six months ago, I started designing an electromechanical robot which called for digital readouts in many of its systems. By substituting "flea-power lamps" for the 12-volt pilot lamps in the original circuit, I managed to put together an assembly of lights that made up a matrix only one-inch square.

RANDY WOOD
Cahokia, Ill.

(Continued on page 8)

Why does one of these men earn so much more than the other?

More brains? More ambition?

No, just more education in electronics.

You know that two men who are the same age can work side-by-side on the same project, yet one will earn much more than the other.

Why? In most cases, simply because one man has a better knowledge of electronics than the other. In electronics, as in any technical field, you must learn more to earn more. And, because electronics keeps changing, you can never stop learning if you want to be successful.

But your job and family obligations may make it almost impossible for you to go back to school and get the additional education you need. That's why CREI Home Study Programs are developed. These programs make it possible for you to study advanced electronics at home, at your own pace, on your own schedule. You study with the assurance that what you learn can be applied on the job to make you worth more money to your employer.


CREI Programs cover all important areas of electronics including communications, servo-mechanisms, even spacecraft tracking and control. You're sure to find a program that fits your career objectives.

You're eligible for a CREI Program if you have a high school education and work in electronics. FREE book gives all the facts. Mail coupon or write: CREI, Dept. 1207-D, 3224 Sixteenth Street, N.W., Washington, D.C. 20010.

Send for Free Book

Accredited Member of the National Home Study Council

CREI
Founded 1927



NOW! 2 NEW PROGRAMS!

- Industrial Electronics for Automation
- Computer Systems Technology

The Capitol Radio Engineering Institute
Dept. 1207-D, 3224 Sixteenth Street, N.W.
Washington, D.C. 20010

Please send me FREE book describing CREI Programs. I am employed in electronics and have a high school education.

NAME _____ AGE _____

ADDRESS _____

CITY _____ STATE _____ ZIP CODE _____

EMPLOYED BY _____

TYPE OF PRESENT WORK _____

GI BILL

- I am interested in Electronic Engineering Technology
 Space Electronics Nuclear Engineering Technology
 NEW! Industrial Electronics for Automation
 NEW! Computer Systems Technology

Is the installation job keeping you from going mobile?



Don't let it,
..... **Mr. CB'er!**

With the All New Mosley SUC-1 Cadet, 'Hole Drilling' is unnecessary. And here's why. Mosley features a suction cup within the Cadet base making the installation job a snap. Just moisten the antenna suction cup, plop on the antenna, make your connection and you're ready for mobile action. Antenna grips tightly.

Use it on all smooth surfaces - - even wood and fiberglass. Operates as an electrical half wave. No ground required. Antenna is center loaded. Length 3'. Ideal for boats, cars, trailers, campers or wherever a communication antenna is needed temporarily. Quick to use in emergencies.

Why wait? Go mobile today!

Code 104 Mosley Electronics Inc.
4610 N. Lindbergh Blvd., Bridgeton Mo. 63042

Please send me complete information on your Mosley Citizens Band: No. 104

- Cadet SUC-1 (for temporary mounting)
- Cadet PER-1 (for permanent mounting)
- Entire CB line

- Tell me how I may become a CB'er.

Mosley Electronics Inc.

4610 N. Lindbergh Blvd., Bridgeton Mo. 63042

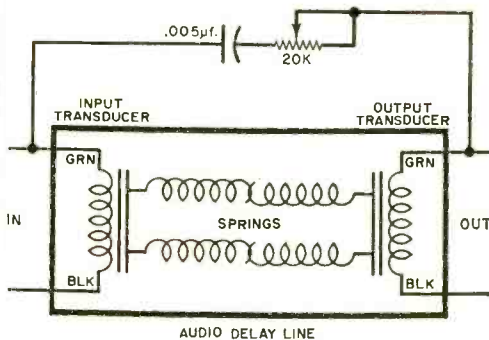
CIRCLE NO. 21 ON READER SERVICE PAGE

LETTERS

(Continued from page 6)

"REVERB" LONG AWAITED

Congratulations to Daniel Meyer for a long-awaited construction project. I built the "Reverb for Your Car" (February, 1966) and have been well pleased with the results. I added two components, however, to improve the listening quality of the unit, as per the enclosed diagram. High frequencies can now bypass



the mechanical delay without any ill effect on the lower frequency sounds.

FRANKLIN W. WILSON
Wichita, Kan.

Can you tell me how I can adapt the "Reverb for Your Car" for use with a guitar amplifier?

J. C. ROBERTS
Yuba City, Calif.

In modifying the reverb unit for my electric guitar, I found it easier to replace *SI*, and the input and output terminals with phone jacks.

STEVEN C. GREEN
Livingston, N. J.

I placed a small 100-pf. capacitor across the base-to-collector of *Q3* to eliminate a very high frequency oscillation on the negative peaks.

JAMES T. ANAGNOST
Culver City, Calif.

Jim, parasites can creep into the best of places; apparently you caught one right in the act . . . nice going. J.C., you can consider your guitar amplifier as the car radio—the balance of the hookup is the same. Steve, meet J.C. Frank, it's a matter of taste as to what sounds better, but if you're happy—we are, too.

WOOFER IMPROVEMENT

There was an omission in the article "Put an Air Brake On Your Woofer" (March, 1966) that may bother people who want to use the system "as is" without testing. About 80 ¼" holes (8 rows of 10 each) should be located

FINCO-AXIAL[®]

COLOR-KIT

VHF • UHF • FM • PASSES AC & DC



FINCO-AXIAL COLOR-KIT, Model 7512 AB

High performance Indoor and Outdoor Matching Transformers convert old-fashioned and inefficient 300 ohm hook-ups to the new Finco-Axial 75 ohm color reception system.

List price for complete kit . . .
7512AB \$8.95

7512-A Mast mounted matching transformer . . . list \$5.40

7512-B TV Set mounted matching transformer . . . list \$4.15

FINCO-AXIAL SHIELDED COLOR CABLE, CX Series

Highest quality, 75 ohm swept coaxial cable (RG 59/U) complete with Type F fittings, weather boot ready for installation.

Available in 25, 50, 75 and 100 foot lengths. List price . . . \$5.55, \$8.65, \$11.50 and \$14.20.

the
complete
color TV
reception
system

For the best color TV picture

*eliminates color-fade, ghosting and smearing!
Improves FM and Stereo, too!*

QUICK, EASY INSTALLATION

ENJOY brilliant "TV-Studio" color reception today by changing over to the new Finco-Axial Color Reception System. NOW, color fade, ghosts and smears are a thing of the past. Finco-Axial shields color sets against signal loss . . . eliminates outside interference and mismatch problems.

Bubble packaged on beautiful 4 color card

Write for Color Brochure #20-349

THE FINNEY COMPANY 34 WEST INTERSTATE STREET, DEPT. PE BEDFORD, OHIO

GET ACTION

WITH  PRECISION
MADE, POPULAR PRICED CB
UNITS! **CITI-FONE**



FULL 23 CHANNEL SS • AC/DC • Double Tuned RF • Triple Tuned RF • "Dual" Function Panel Meter • Illuminated Meter and Channel Selector • Compact 8" x 11" x 4 1/4"

• "Noise Immune" Squelch • Double Tuned IF's • \$169⁹⁵

Ready to Operate




8 CHANNEL OPERATION 99 • AC/DC • 2-Stage Preamp • Electronic Switching • Transistorized "Noise Immune" Squelch • Delayed-AVC • Illuminated "S" Meter • Complete with Crystals for 1 Channel

\$99⁹⁵

Ready to Operate

WRITE, WIRE or PHONE TODAY FOR COMPLETE INFORMATION



MULTI-ELMAC COMPANY
21470 COOLIDGE HIGHWAY OAK PARK 37, MICH.

Citi-Fone SS Citi-Fone 99

Name

Address

City Zone State

CIRCLE NO. 22 ON READER SERVICE PAGE

LETTERS (Continued from page 8)

within the woofer compartment. The holes in each row should be spaced one inch apart (center-to-center), and the rows should be 1/2" apart.

DAVID B. WEEMS
Neosho, Mo.


ONE ELECTROMAZE SOLVED

Just thought I'd write and tell you that I completed the April "Electromaze Puzzle" successfully without peeking. I believe that doing this unique type of crossword puzzle truly expresses how much one knows about all fields of electronics, and I find the "Electromazes" both challenging and entertaining. I hope you continue to have them in the future.

WILLIAM B. FARNSWORTH
West Springfield, Mass.

TWO "SWEET SIXTEENS," NO LESS

I combined two "Sweet Sixteens" with a University "Sphericon" tweeter in one unit—per channel—and have obtained the best results I have ever heard as far as sound reproduction without coloration is concerned. Your articles, "Sweet Sixteen" (January, 1961) and "Sweeter with a Tweeter" (April, 1961) inspired the idea. Enclosed is a picture



of one of the units (grille cloth not yet attached) taken during construction and testing.

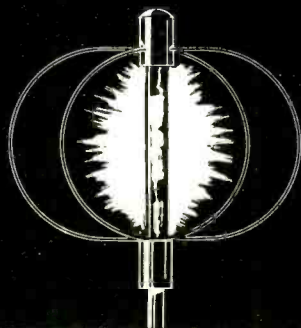
WILLIAM JENSEN
Gardena, Calif.

Nice work, Bill. But what's "Jensen" doing with a "University" speaker?

DAMAGING QSL's

I have been an SWL for years. I DX'ed a few communist countries in the past and always received polite non-political answers. In 1964 I joined the Air Force and continued with my hobby on a limited basis. Last year

**A bunch of us
were sitting around
trying to come up
with a really big new
idea in citizens band
base station antennas,
when suddenly . . .
a light went on!**



**Meet the Speakin' Beacon
—totally new idea in CB
base antennas from the idea
people!**

Model M-148 CO-AX OMNI
ANTENNA WITH
**VISUAL RF OUTPUT
INDICATOR!**

- Neon light works on RF energy — no separate electrical connection!
- Stati-light ball dissipates static electricity, minimizes noise.
- Beautiful, brawny polished aluminum construction—built to withstand 90 MPH winds!
- Efficient co-axial design. No horizontal radials needed — easily installs anywhere you can mount a vertical pipe!
- Exceptionally low angle of radiation — maximum talk power down where you want it!
- Gamma matched — very low VSWR!
- Built-in lightning protector!

Lights up when you transmit! Here's a tremendously effective and rugged base antenna for all the range and performance you need, built to the highest quality standards in the industry—but with a sensational new feature never before available on a communications antenna.

Up topside, built right into the famous field-proven A/S "STATI-LIGHT BALL," there's a permanent-circuit neon light. Push to transmit—it *lights up*, triggered instantaneously by the keying of your microphone, visibly verifies your RF power output! Also helps to guide mobiles visually to your 10-20.

CB net price: \$29.95



**the antenna
specialists co.**
division of Anzac Industries, Inc.

12435 Euclid Ave., Cleveland, Ohio 44106

"Stripes of Quality"™

CIRCLE NO. 4 ON READER SERVICE PAGE

POPULAR SAMS BOOKS



USE THIS HANDY ORDER FORM

RECENTLY PUBLISHED! TIMELY!

- ABC's of Citizens Band Radio.** NEWLY REVISED & UPDATED. All you need to know about planning and setting up a CB 2-way radio system. Explains functions, principles, setup and operation, latest rules and regulations. Order **ACR-2**. \$2.25
- ABC's of Modern Radio.** NEWLY REVISED & UPDATED. Makes the principles of radio transmission and reception easily understandable. Traces the entire path of the radio wave from the station to the home receiver. Covers AM, FM, and Stereo radio. Order **ARS-2, only**. \$1.95
- Color-TV Servicing Guide.** Shows you how to troubleshoot color-TV receivers using author Middleton's famous system based on analysis of symptoms illustrated by full-color picture tube photos. Packed with troubleshooting and servicing hints. Order **SGC-1, only**. \$3.95
- Second-Class Radiotelephone License Handbook.** New 3rd edition; complete study course for elements I, II and III of the latest FCC exams. Helps you earn the license you need for communications and two-way radio work. Order **QAN-2, only**. \$4.75
- How to Read Schematic Diagrams.** Not only shows you how to read and interpret diagrams, but analyzes each component, its construction, and its circuit purpose and use. Order **RSD-1, only**. \$2.25
- TV Servicing Guide.** Tells you how to apply proper trouble shooting procedures based on analysis of symptoms, illustrated by picture tube photos. Packed with troubleshooting and servicing hints. Order **SGS-1, only**. \$2.00
- Color-TV Servicing Made Easy.** Full explanation of color principles, circuitry, setup adjustments, and servicing of all color-TV sets. Takes the mystery out of servicing color-TV. Order **CSL-1, only**. \$3.25
- 101 Ways to Use Your VOM & VTVM.** Shows you how to get the most from these popular instruments, how to make required connections, how to test properly, how to evaluate results. Order **TEM-3, only**. \$2.00
- Transistor Ignition Systems Handbook.** **IGS-2**. \$2.95
- TV Tube Symptoms & Troubles.** **TVT-2**. 1.95
- Citizens Band Radio Handbook.** **CBH-2**. 3.50
- Tape Recorders—How They Work.** **TRW-2**. 3.95
- Modern Dictionary of Electronics.** **DIC-2**. 7.95
- Handbook of Electronic Tables & Formulas.** **HTF-2**. 3.95
- Troubleshooting With the Oscilloscope.** **TOS-1**. 2.50
- Color TV Trouble Clues.** **COL-1**. 1.95
- Tube Substitution Handbook.** **TUB-9**. 1.50
- Solving TV Tough-Dogs.** **TDM-2**. 3.25

FAMOUS ABC'S BOOKS

- Short Wave Listening. **SWL-1**. \$1.95
- Lasers & Masers. **LAL-2**. 2.25
- Computers. **ABC-2**. 2.50
- Computer Programming. **CPL-1**. 1.95
- Transistors. **TRA-2**. \$1.95
- Electronic Organs. **ECO-1**. 1.95
- Hi-Fi & Stereo. **HSF-1**. 1.95
- Tape Recording. **TAP-2**. 1.50

— HOWARD W. SAMS & CO., INC. —

Order from any Electronic Parts Distributor, or mail to Howard W. Sams & Co., Inc., Dept. PE-7 4300 W. 62nd St., Indianapolis, Ind. 46206

Send books checked above. \$ _____ enclosed.

Send FREE Sams Book Catalog.

Name _____
PLEASE PRINT

Address _____

City _____ State _____ Zip _____

CIRCLE NO. 26 ON READER SERVICE PAGE

LETTERS (Continued from page 10)

I sent a report to *Radio Havana*, Cuba, and ever since have been deluged by a wave of trash in the form of communist propaganda. I implore your readers not to make the mistake I made. I have jeopardized my security clearance and possibly my military career. So please, SWL's, don't send reception reports to *Radio Havana*.

AN AIRMAN
U. S. Air Force

While we generally do not publish anonymous letters, the overall message this one contains is of vital importance to people in sensitive jobs. Unfortunately, there are numerous opportunities for anyone to unknowingly get into trouble . . . signing a petition, joining a club, donating money to an organization, subscribing to a newspaper, or even associating with people, and listening to the radio. It is wrong to adopt an ostrich-like attitude to shut out knowledge about opposing political philosophies, and to pass up opportunities to get to know the other fellow, but it is just as wrong to disregard the temper of the times and to place your career or ability to support yourself in jeopardy.

BARIUM TITANATE OUT OF DATE

In your "Electrochemistry Quiz" (March 1966), you indicate that barium titanate is supposed to match up with a ceramic phonograph cartridge. This is no longer true and has not been for several years. Barium titanate or rather modified barium titanate compositions are still used in some transducer applications, but by and large they have been replaced by PZT (Clevite Corporation trade-



mark) or equivalent ceramic. The "newer" ceramic is basically a lead titanate-zirconate composition similar to barium titanate but far superior to it.

C. P. GERMANO
Clevite Corporation
Bedford, Ohio


PROMISE KEPT

When will you publish the article on transistorized voltage regulators that you promised to run?

CLARENCE H. HANSON
Santa Barbara, Calif

Just in case you missed it, Clarence, check the June, 1966, issue, page 39.

the International MO-23 citizens radio transceiver hides...



under the dash in the console in the glove compartment

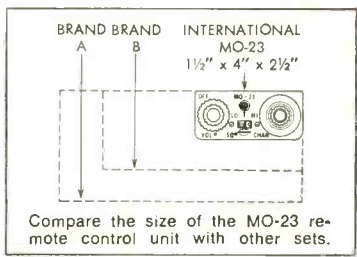

The MO-23 remote control unit is so small it will rest on the palm of your hand (1½" H x 4" W x 2½" D). You can install the MO-23 under the car dash . . . in the glove or console compartment. Compare this versatile mobile two-way radio with other makes. See for yourself how little space this unit really requires. Technically speaking, the MO-23 combines the best advantages of tubes and silicon transistors.

CHECK THESE FEATURES:

- 23 Crystal Controlled Channels
- Miniature Solid State Remote Control
- Illuminated Channel Selector
- Transmit/Receive Trunk Unit
- Transistor Power Supply

Ask your dealer to show you the International MO-23. We think it's a great new transceiver. You will too!

**WATCH FOR INTERNATIONAL "FLYING SHOWROOM '66",
WELCOME ABOARD!**



Compare the size of the MO-23 remote control unit with other sets.

FCC Citizens Radio license required. All use must conform with Part 95, FCC Rules and Regulations.



CRYSTAL MFG. CO., INC.
18 NO. LEE - OKLA. CITY, OKLA. 73102



Your copy is waiting
**The do-it-yourselfer's
 newest catalog**

Here's your new catalog of quality electronic kits and assembled equipment . . . your shopping guide for TV set kits, transistor radios, voltmeters, scopes, tube testers, ham gear, PA systems, and a host of other carefully engineered products. Every item in the Conar catalog is backed by a no-loopholes, money-back guarantee. It's not the biggest catalog, but once you shop its pages you'll agree it's among the best. For years of pleasurable performance, for fun and pride in assembly, mail the coupon. Discover why Conar, a division of National Radio Institute, is just about the fastest growing name in the kit and equipment business.

CONAR

MAIL NOW!

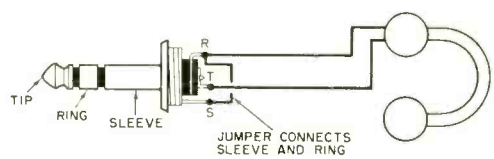
CONAR GA6C
 3939 Wisconsin Avenue, Washington, D.C. 20016
 Please send me your new catalog.
 Name _____
 Address _____
 City _____ State _____ Z-code _____

PARTS
METHODS
IDEAS
GADGETS
DEVICES

**TIPS
 &
 TECHNIQUES**

**THREE-CONDUCTOR PHONE PLUG
 HOOKUP FOR MONO HEADSETS**


If you are in need of a 2-conductor phone plug and you happen to have only a 3-conductor type, you can try this simple modification. All you have to do to convert a 3-conductor plug



for use with a 2-conductor mono headset is to jump the plug's sleeve (S) and ring (R) connectors as shown. Solder the headset leads to the ring and lug tips (T). —Carl Dunant

**CARDBOARD BOX SERVES AS
 QUICKIE ELECTRONIC CHASSIS**

Small cardboard boxes can be turned into quick, temporary chassis for electronic projects such as the one-transistor radio shown in the photo. Component leads are pushed through appropriately spaced holes in the cardboard, and potentiometers, switches, and other hardware are mounted in the normal manner. Batteries can be taped inside the box. You can also use this cardboard box idea to optimize component layout before assembling a project on a more permanent type of chassis. —Robert E. Kelland



**RE-USE OLD LICENSE PLATES
 TO DISPLAY CALL LETTERS**

Hams living in those states which require but one license plate on a car, and where it isn't illegal to re-use an old plate, can display their call letters on the other bumper. (Actually, any piece of metal cut to the size and shape of a license plate will do.) Paint the whole plate a dark color and, as artistically as you can, (Continued on page 20)

POPULAR ELECTRONICS

READER SERVICE PAGE

**You can get
additional information promptly
concerning
products advertised or mentioned
editorially
in this issue**

1

Circle the number on the coupon below which corresponds to the key number at the bottom of the advertisement or is incorporated in the editorial mention that interests you.

2

Mail the coupon to the address indicated below.

3

Please use this address only for Product Service requests.

**POPULAR ELECTRONICS
P. O. BOX 8391
PHILADELPHIA, PA. 19101**

Please send me additional information about the products whose code numbers I have circled

1 2 3 4 5 6 7 8 9 10 11 12 13 14 15 16 17 18 19 20 21 22 23 24 25
26 27 28 29 30 31 32 33 34 35 36 37 38 39 40 41 42 43 44 45 46 47 48 49 50
51 52 53 54 55 56 57 58 59 60 61 62 63 64 65 66 67 68 69 70 71 72 73 74 75
76 77 78 79 80 81 82 83 84 85 86 87 88 89 90 91 92 93 94 95 96 97 98 99 100

NAME (Print clearly) _____

ADDRESS _____

CITY _____ STATE _____ ZIP CODE _____

VOID AFTER AUGUST 31, 1966

7



This important job (and its big salary) is reserved for a qualified electronics technician. It can be you!

It's a fact. There are *thousands* of jobs like this available *right now* for skilled electronics technicians. What's more, these men are going to be in even *greater* demand in the years ahead. But how about you? Where do you fit into the picture? Your opportunity will never be greater . . . so act *now* to take advantage of it. The first step? Learn electronic fundamentals . . . develop a practical understanding of transistors, troubleshooting techniques, pulse circuitry, micro-electronics, computers and many other exciting new developments. Prepare yourself now for a job with a bright future . . . unlimited

opportunity . . . lasting security . . . and a steadily-increasing salary.

Over 15,500 ambitious men are using Cleveland Institute Electronics Training Programs as a stepping stone to the good jobs in electronics. Why not join them? You will learn at home, in your spare time, and tuition is remarkably low. Read the important information on the facing page. Then fill out the postage-free reply card and drop it in the mail today. Without obligation we'll send you all the details. But act now . . . and get *your* high-paying job just that much sooner.

How You Can Succeed In Electronics

. . . Select Your Future From Five Career Programs

The "right" course for your career

Cleveland Institute offers not one, but five different and up-to-date Electronics Home Study Programs. Look them over. Pick the one that is "right" for you. Then mark your selection on the reply card and send it to us. In a few days you will have complete details . . . without obligation.

1. Electronics Technology

A comprehensive program covering Automation, Communications, Computers, Industrial Controls, Television, Transistors, and preparation for a 1st Class FCC License.



2. First Class FCC License

If you want a 1st Class FCC ticket *quickly*, this streamlined program will do the trick and enable you to maintain and service all types of transmitting equipment.



3. Broadcast Engineering

Here's an excellent studio engineering program which will get you a 1st Class FCC License and teach you all about Program Transmission and Broadcast Transmitters.



4. Electronic Communications

Mobile Radio, Microwave, and 2nd Class FCC preparation are just a few of the topics covered in this "compact" program . . . Carrier Telephony too, if you so desire.



5. Industrial Electronics & Automation

This exciting program includes many important subjects such as Computers, Electronic Heating and Welding, Industrial Controls, Servomechanisms, and Solid State Devices.



An FCC License . . . or your money back!

In addition to providing you with comprehensive training in the area indicated, programs 1, 2, 3, and 4 will prepare you for a Commercial FCC License. In fact, we're so certain of their effectiveness, we make this *exclusive offer*:

The training programs described will prepare you for the FCC License specified. Should you fail to pass the FCC examination after completing the course, we will refund *all* tuition payments. You get an FCC License . . . or your money back!

CIE's **AUTO-PROGRAMMED** lessons help you learn faster and easier

Cleveland Institute uses the new programmed learning approach. Our **AUTO-PROGRAMMED** lessons present facts and concepts in small, easy-to-understand bits . . . reinforce them with clear explanations and examples. Students learn more thoroughly and faster through this modern, simplified method. You, too, will absorb . . . retain . . . advance *at your own pace.* *TRADEMARK

Lifetime job placement service for every CIE graduate . . . at no extra cost

Once enrolled with CIE, you will get a bi-monthly listing of the many high-paying interesting jobs available with top companies throughout the country. Many Cleveland Institute students and graduates hold such jobs with leading companies like these: American Airlines, American Telephone and Telegraph, General Electric, General Telephone and Electronics, IBM, Motorola, North American Aviation, New York Central Railroad, Raytheon, RCA and Westinghouse.

CIE lessons are always up-to-date

Only CIE offers new, up-to-the-minute lessons in all of these subjects: Logical Troubleshooting, Laser Theory and Application, Microminiaturization, Single Sideband Techniques, Pulse Theory and Application, Boolean Algebra.



Full accreditation . . . your assurance of competence and integrity

Cleveland Institute of Electronics is accredited by the Accrediting Commission of the National Home Study Council. You can be assured of competent electronics training by a staff of skilled electronics instructors.

NEWS FOR VETERANS: New G. I. Bill may entitle you to Government-paid tuition for CIE courses if you had active duty in the Armed Forces after Jan. 31, 1955. Check box on reply card for complete information.


CIE

Cleveland Institute of Electronics

1776 East 17th Street, Dept PE-42, Cleveland, Ohio 44114

\$169.

**Courier's 23-channel
solid-state CB rig.
Guaranteed for 10 years!**



Look for everything you've ever wanted in a CB rig in Courier's TR-23S. Silicon-transistors throughout bring the size down to 5 $\frac{3}{4}$ " W x 6 $\frac{1}{4}$ " D x 1 $\frac{1}{8}$ " H. Crystals supplied for all 23 channels. Complete with microphone. Illuminated S meter. Illuminated channel selector. PA system. Auxiliary speaker jack. Single-knob tuning. Modulation indicator. DC cord. Exclusive Courier "Safety-Circuit" to protect against mismatched antenna, incorrect polarity, and overload. Plus the biggest guarantee in the business—10 full years!



e.c.i. electronics communications inc.
56 Hamilton Avenue, White Plains, N. Y.

Yes! I'd like to know all about the \$169
Courier TR-23S with the 10-year guarantee.

Name _____

Address _____

City _____ County _____ State _____

Dept. PE-67

CIRCLE NO. 8 ON READER SERVICE PAGE

TIPS

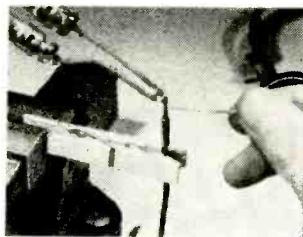
(Continued from page 14)

letter in your call-sign in a bright color. You can also use this type of plate to dress up your rig—and you may want to hang one outside your shack. —Ross A. Sheldon, K4HKD

SPRING-TYPE CLOTHESPIN LEND A GENTLE THIRD HAND

When you hold a soldering iron in one hand, and solder in the other, you may need a friend to lend another hand to hold the component.

A spring-type clothespin will do it for you. Just cut off one end of clothespin and clamp the adjacent end in a vise as shown. The opposite end will hold the component. When you want to




support two components or wires, two clothespins clamped back-to-back can be employed. If you don't want to use a vise to hold the clothespins, you can mount one or more pins on a small block of wood.—Robert E. Kelland

SINK WASHERS HELP KEEP TABLE TOPS CLEAN

You can avoid scratching your workbench or table top simply by installing small "bump-

ers" on the bottom of your radio or other electronic equipment. Ordinary sink washers and countersunk flat-head machine screws or self-tap screws can be used. Drill a hole in each corner of the base of the chassis or cabinet and attach the washers. Be sure that the screws are countersunk deep enough to prevent contact with the table top. Almost any size of washer will do. Actually, you could

use almost any other type of rubber, plastic, or nylon washer. —R.A. Boyll, W9IFG




LAMINATING PLASTIC PROTECTS FRONT PANELS


The lettering and finish on the front panels of often-used equipment become scratched and worn with time. But they can be protected by applying self-adhering clear plastic to the panels—the type used for laminating photos. Available at most camera and stationery stores, it can be cut to any shape with a pair of scissors. —Tim Callan

LOOK!

A New Electronics Slide Rule with Instruction Course



Front




Back

This amazing new "computer in a case" will save you time the very first day. CIE's patented, all-metal 10" electronics slide rule was designed *specifically* for electronic engineers, technicians, students, radio-TV servicemen and hobbyists. It features special scales for solving reactance, resonance, inductance and AC-DC circuitry problems... an exclusive "fast-finder" decimal point locator... widely-used formulas and conversion factors for instant reference. And there's all the standard scales you need to do multiplication, division, square roots, logs, etc.

Best of all, the new CIE Slide Rule comes with an Instruction Course of four **AUTO-PROGRAMMED** lessons. It includes hundreds of illustrations, diagrams and practice problems. You'll learn ingenious short cuts... whip through exacting electronics problems quickly and accurately. This course alone is worth far more than the price of the entire package!

Electronics Slide Rule, Instruction Course, and handsome, top-grain leather carrying case... a \$50 value for less than \$20. Send coupon for **FREE** illustrated booklet and **FREE** Pocket Electronics Data Guide, without obligation. Cleveland Institute of Electronics, 1776 E. 17th St., Dept. PE-122, Cleveland, Ohio 44114.

*TRADEMARK



GET BOTH FREE!



Send coupon today →

Cleveland Institute of Electronics

1776 E. 17th St., Dept. PE-122, Cleveland, Ohio 44114

Please send **FREE** Illustrated Booklet describing your Electronics Slide Rule and Instruction Course.

SPECIAL BONUS! Mail coupon promptly... get **FREE** Pocket Electronics Data Guide too!

Name _____ (PLEASE PRINT)

Address _____ County _____

City _____ State _____ Zip _____

A leader in Electronics Training... since 1934.

CIRCLE NO. 7 ON READER SERVICE PAGE

NEW PRODUCTS

Additional information on products covered in this section is available from the manufacturers. Each new product is identified by a code number. To obtain further details on any of them, simply fill in and mail the coupon on page 15.

HOME TAPE CARTRIDGE PLAYBACK

So far as we know, *Roberts Electronics'* Model 838 eight-track stereo cartridge playback is the first such unit designed for use in the home. Compact and lightweight, it was engineered specifically to play back Lear Jet auto cartridges in the home. Housed in a



hand-rubbed walnut cabinet, it plugs into any hi-fi component, console system, or home phonograph. Features include manual and remote control program track selection, and both high and low preamp output.

Circle No. 75 on Reader Service Page 15

CLOSED-CIRCUIT TV CAMERA


Is a closed-circuit TV camera out of your price range? Maybe not. *Squires-Sanders* has put on the market a unit which employs solid-state circuitry, is simple to install and operate, and is said to use less space than a telephone. Intended for both commercial and hobbyist applications, the Model SS-310 delivers high-resolution pictures on video monitors or conventional TV receivers, and may be linked to as many screens as desired. A clear picture can be obtained with a minimum amount of illumination, using f1.4 lens supplied with the camera, and a special automatic electronic circuit instantly compensates for wide and sudden lighting changes. A complete complement of accessories is also available.



Circle No. 76 on Reader Service Page 15

MOTOR SPEED CONTROL

Automatic torque compensation is featured in the SCR-1 solid-state speed and power controller announced by *Scientific Equipment Co.*, providing high torque at all settings.



Mounted in a rugged, vinyl-coated, shock-resistant, steel, electrical "handy box," the SCR-1 controls the speed of universal type a.c./d.c. motors such as are found in many hand drills, Sanders, saws, stirrers, beat-

ers, etc. Once set for a speed, it will maintain that speed even under varying loads. The SCR-1 is supplied with a 6', 3-wire grounded line cord, automatic circuit breaker, and pilot light.

Circle No. 77 on Reader Service Page 15

Q-MULTIPLIER

With the *Heathkit* GD-125 Q-multiplier, the i.f. selectivity of any communications receiver having an i.f. frequency between 450 and 460 kHz can be greatly increased (effective "Q" of 4000). The GD-125 will produce a sharply peaked i.f. curve for CW reception, a broad peaked i.f. for phone operation, or a deep rejection notch to eliminate a closely



interfering heterodyne. Both peak and notch positions are tunable to any point on the receiver's i.f. bandpass. The GD-125 comes complete with a built-in power supply, connecting i.f. cable, plug, and socket.


Circle No. 78 on Reader Service Page 15

SPEAKER SYSTEMS

Two air-suspension speaker systems formerly supplied as part of *Harman-Kardon's* complete music systems are now available separately: the HK-40 with 10" woofer and 3½" tweeter, and the bookshelf HK-30 with 8" woofer and 3" tweeter. The HK-40 has a virtually flat frequency response from 30 to 18,000 Hz and measures 23" x 13½" x 10½". The HK-30 has a virtually flat frequency response from 40 to 18,000 Hz and is only 17" x 11¼" x 8". Both speakers have continuously variable high-frequency controls for adjustment to room environment and personal taste. They are housed in oiled walnut cabinets with

Direct line to the world

with the world's first high fidelity multi-band tuner.



No matter where in the world the excitement is, the Fisher R-200-B will bring it right into your living room. Noise-free and with pleasure. Because the R-200-B is the first multi-band tuner built to high fidelity standards.

The R-200-B is an accomplished world traveler. With its three AM bands it can receive long-wave, medium-wave and short-wave broadcasts. Everything from local news and weather to live broadcasts from concert halls throughout the world. Wide-band for full concert fidelity, regular bandwidth for normal broadcasts, narrow-band to eliminate interference.

But the R-200-B is also an elegant stay-at-

home. It includes a magnificent FM-stereo tuner with automatic mono-stereo switching and the famous Fisher STEREO BEACON® multiplex decoder.

Behind the remarkable Nuvistor front end, the R-200-B is completely solid state. And completely reliable. Because Fisher is the largest and most experienced manufacturer of high fidelity components.

You would expect a tuner this fine to be very costly. But the price of the Fisher R-200-B is surprisingly modest. Only \$349.50. That's really not much to pay for a direct line to the world.

The Fisher R-200-B

1966 Edition
with REVISIONS AND ENLARGED
**The Fisher
HANDBOOK**



Fisher Radio Corporation, 11-35 45th Road, Long Island City, N. Y. 11101

FREE! \$2.00 VALUE! Send for your free copy of the new 1966 edition of *The Fisher Handbook*. This revised and enlarged version of the famous Fisher high fidelity reference guide is a magnificent 80-page book. Detailed information on all Fisher components is included.

Name _____

Address _____

City _____ State _____ Zip _____

107

CIRCLE NO. 11 ON READER SERVICE PAGE

PRODUCTS (Continued from page 22)

changeable snap-out grille cloths, have furniture protection pads, and 24 feet of plug-in speaker leads.

Circle No. 79 on Reader Service Page 15

ALL-SILICON STEREO TUNER

Said to be the first solid-state tuner to utilize silicon transistors exclusively, the *Sherwood* Model S-3300 achieves a sensitivity of 1.6 μv . (IHF) with circuitry which is immune to overloading. A unique stereo noise filter reduces high-frequency background noise with-



out affecting frequency response, and a specially designed dual a.g.c. system maintains selectivity under the strongest signal conditions. Other features include: noise-threshold-gated automatic FM stereo/mono switching; a D'Arsonval zero-center tuning meter; and a front panel level control. *Sherwood* is offering a 3-year warranty against defects in materials and workmanship.

Circle No. 80 on Reader Service Page 15

UNUSUAL SOUND TRANSDUCER

"Rolen-Star" can transform an entire wall surface into a speaker. Developed by *Rolen Electronics*, Rolen-Star is a sound transducer that transfers sound from its original source to any flat surface to which it is attached. When attached to a wall, ceiling, table, door, etc., it projects even, non-directional sound, and an equal volume from both sides of the flat surface. A full stereo effect can be obtained by connecting two Rolen-Star units to a stereo sound source. Each unit weighs approximately two pounds.

Circle No. 81 on Reader Service Page 15

MULTI-PROBE

Actually four probes in one, the Model MP-1 multi-probe introduced by *Mercury Electronics* offers unusual convenience. A rotating probe head with detent action enables you to select the function needed with just a quick quarter turn of the probe head. The MP-1 provides isolation for all d.c. measurements; as an a.c./ohms probe, it can be used for all low-impedance, low-frequency voltages and

waveforms; it serves as a demodulator for checking r.f. voltages, waveforms and signals in TV/radio r.f. and i.f. stages; and as a low-capacity probe, it can be used for high impedance sync circuits where ordinary probes would load the circuit.

Circle No. 82 on Reader Service Page 15


"CONVERTIBLE" SPEAKER SYSTEM

With louvered front panels and a hand-rubbed satin walnut finish, *Empire Scientific's* new 8400 "Convertible Grenadier" speaker system is designed for either standard shelf placement or mounting on its own custom-made walnut bench. Speakers include a low-frequency hyperbolic horn, and a mid-range direct radiator and ultrasonic domed tweeter, both coupled to die-cast acoustic lenses. Frequency response is 25 to 20,000 Hertz; nominal impedance, 8 ohms; and power handling capacity, a maximum undistorted 100 watts. The matching bench is optional.

Circle No. 83 on Reader Service Page 15

DELUXE D.C. OSCILLOSCOPE

If you want to own a "sophisticated" precision oscilloscope, you might investigate *Heath's* new IO-14 d.c. model which is available either as a kit or factory-assembled.



The vertical channel of the IO-14 has a d.c. to 8 MHz bandwidth, a sensitivity of 0.05 volt/cm a.c. or d.c., a rise time of 0.04 μsec ., a precision delay line with 0.25 μsec . delay, and a 9-position, fully compensated vertical attenuator. The horizontal channel has 18 triggered sweep rates in 1, 2, 4 sequence from 0.5 sec./cm to 1 μsec ./cm with an accuracy of $\pm 3\%$. The IO-14 provides all of the features you would expect in a superior scope.

Circle No. 84 on Reader Service Page 15

CARDIOID MICROPHONE PLUS

Turner Microphone has introduced the Model 505 cardioid microphone, an advanced version of the Model 500, which also has the acoustical advantages of an adjustable bass response dynamic unit. Adjustable bass response is achieved by the use of a rotary switch marked "Normal" and "Less Bass." It switches in a ferrite core inductor to modify the low frequency response. When the switch is in the "Normal" position, frequency response is 40-15,000 Hz. When the switch is in the "Less Bass" position, the response is 100-15,000 Hz. Model 505 is furnished with 20 feet of cable; impedance is Hi or 150 ohms adjustable at the free end of the cable.

Circle No. 85 on Reader Service Page 15

Faulty, fragile, filament failures.

Phooey.


Yes, phooey to filament failures and costly tube replacements. CB radios should be solid state to take the bumps and knocks of mobile use.

That's why *all* Amphenol Citizens Radios are solid state. We don't believe in thin filaments that heat up and short or snap. Or in fragile glass enclosures. Or in tubes at all, when transistors have

more than ten times the life and warm up instantly. That's why Amphenol has the broadest line of solid state equipment available today.

Take the new Spokesman 650 for example. This ten crystal-controlled channel receiver is complete with spot button, S and RF meter, squelch control, 23 channel RF tuner, solid state switching (no relay, making it possible to provide communications even at 25°F below zero), and most important, Amphenol dependability.

Remember, when you want the reliability of solid state circuitry, think of the industry's broadest line, Amphenol. See your local Amphenol distributor for more information on Amphenol solid state, and the Spokesman 650, or write us direct.



AMPHENOL DISTRIBUTOR DIVISION

AMPHENOL CORPORATION
2875 South 25th Avenue, Broadview, Illinois 60153

CIRCLE NO. 3 ON READER SERVICE PAGE

8 HEATHKIT® Values...See The

New! Deluxe 10-Band AM/FM/Shortwave Portable


Tour The Voice Capitals Of The World! 7 bands cover 2-22.5 mc to bring you the intrigue of foreign shortwave, amateur and weather stations . . . a 550-1600 kc AM band keeps you posted on the latest news, weather and sports . . . and a 88-108 mc FM band offers you quiet, relaxed listening of high fidelity music. There's even a 150-400 kc longwave band for aircraft and marine broadcasts, plus a logging scale for relocating unknown frequencies.

Boasts 16 Transistors, and 44 Prebuilt & Aligned RF Circuits; separate FM tuner & IF strip (same as used in deluxe Heathkit hi-fi components); 2 built-in antennas; 4" x 6" speaker; battery-saver switch. Operates anywhere on 7 flashlight batteries, or on 117 v. AC with optional charger/converter, \$6.95. Build in only 10 hours. 19 lbs.

Kit GR-43
\$159⁹⁵




Deluxe 5-Band Shortwave Radio! Low Cost AM/Shortwave Radio!



Compare it to \$150 sets! Covers 200-400 kc, AM and 2-30 mc. Tuned RF stage, crystal filter for greater selectivity, 2 detectors for AM and SSB, tuning meter, bandspread tuning, code practice monitor, automatic noise limiter, automatic volume control, antenna trimmer, built-in 4" x 6" speaker, headphone jack, gray metal cab., FREE SWL antenna. 25 lbs.

Kit GR-54
\$84⁹⁵



4 bands cover 550 kc to 30 mc. Built-in 5" speaker; bandspread tuning; signal strength indicator; 7" slide-rule dial; logging scale; BFO control for code & SSB; 4-tube circuit plus 2 rectifiers; noise limiter; external antenna connectors; Q-multiplier input; gray metal cabinet; AM antenna. 15 lbs.

Kit GR-64
\$37⁵⁰



23-Channel 5-Watt Solid-State CB Transceiver!


Kit GW-14
\$89⁹⁵

Assembled GWW-14
\$124⁹⁵

23 crystal-controlled transmit & receive channels for utmost reliability. Low battery drain . . . 0.75 A transmit, 0.12 A receive. Only 2 7/8" H x 7" W x 10 1/2" D . . . ideal for car, boat, any 12 v. neg. gnd. use. "S" meter, adjustable squelch, ANL, built-in speaker, PTT mike, aluminum cabinet. 8 lbs. Optional AC power supply, Kit GWA-14-1, 5 lbs. \$14.95. Optional 6 to 12 v. DC converter, Kit GWA-14-4, 3 lbs. . . . \$14.95. Special 23-Channel Crystal Pack (46 crystals), GWA-14-2, reg. \$137.50 value, only \$79.95. CB crystals \$1.99 each with any Heathkit CB transceiver order.

Other 242 In FREE Catalog!


New 30-Watt Transistor FM Stereo Receiver



\$99⁹⁵
 Kit AR-14
 (less cabinet)

31 transistors, 11 diodes for transparent transistor sound; 20 watts RMS, 30 watts IHF music power @ ± 1 db, 15-60,000 cps; wideband FM/FM stereo tuner, two pre-amplifiers, & two power amplifiers; compact 3 $\frac{1}{8}$ " H x 15 $\frac{1}{4}$ " W x 12" D size. Assemble in around 20 hours. Mounts in a wall, or optional Heath cabinets (walnut \$9.95, beige metal \$3.95). 16 lbs.


Best Hi-Fi News of '66 . . . New Low Cost Transistor Stereo Twins!



New Transistor FM/FM Stereo Tuner

Assembles in only 4 to 6 hours! 14 transistor, 5 diode circuit; 5 uv sensitivity; less than 1% distortion; phase control for best stereo; 4-stage IF; filtered outputs; automatic stereo indicator light; preassembled & aligned "front-end". Install in a wall or either Heath cabinet (walnut \$7.95, beige metal \$3.50). 6 lbs.

Kit AJ-14
\$49⁹⁵
 (less cab.)



Matching 30-Watt Stereo Amplifier

Assembles in 10 hours! 17 transistor, 6 diode circuit 20 watts RMS, 30 watts IHF music power @ ± 1 db from 15-50,000 cps; Handles tuner, phono, auxiliary. No audio transformers . . . assures lower distortion, minimum phase shift. Install in a wall, or either Heath cabinet (walnut \$7.95, beige metal \$3.50). 10 lbs.

Kit AA-14
\$59⁹⁵
 (less cab.)



Deluxe 6-Transistor AM Portable!

Kit GR-24
\$28²⁵

Surpasses miniatures in performance and economy! Boasts large 4" x 6" speaker for a crisp, bold sound; slide-rule dial; "thumb-touch" controls; smooth vernier tuning; tuned RF stage & double-tuned IF stage for greater sensitivity and selectivity; big $\frac{1}{2}$ " diameter rod antenna for distant station pickup; handsome black simulated leather case. Build in 4 to 6 hours. Uses long-life "D" size flashlight batteries (not included). 5 lbs.



FREE 1966 Catalog!

Describes these and over 250 electronic kits . . . world's largest selection. Mail coupon, or write Heath Company, Benton Harbor, Michigan 49022.

Heath Company, Dept 10-7
 Benton Harbor, Michigan 49022

Enclosed is \$_____ plus shipping. Please send model(s)

Please send FREE 1966 Heathkit Catalog.

Name _____


Address _____

City _____ State _____ Zip _____

Prices & Specifications subject to change without notice. CL-242

CIRCLE NO. 14 ON READER SERVICE PAGE

SELLING YOUR TRANSCEIVER? BUYING THAT AMPLIFIER?



The 400,000 Live Wires who buy POPULAR ELECTRONICS each month will make it worth your while to place a classified ad at the low personal rate of only 55¢ a word.

This, the largest readership in its field in the world, offers the perfect market for making contacts. It's possible a great many of these readers are practically neighbors of yours, yet it is only through the medium of our classified columns that your mutual needs may be met.

Take advantage of our special personal rate of 55¢ a word (including name and address)

NO MINIMUM REQUIRED

a saving of 35¢ a word from our commercial rate of 90¢.

A small investment is sure to bring large results. Write your ad today and mail it with your payment, to:

Hal Cymes
Classified Advertising Manager
POPULAR ELECTRONICS
One Park Ave., New York, N. Y. 10016

SEPTEMBER ISSUE CLOSES JULY 1ST

ELECTRONICS LIBRARY

ELIMINATING ENGINE INTERFERENCE

by John D. Lenk

If you're a ham or CB'er and have a couple of bucks lying around, get out and snap up this handy little book. John Lenk has been collecting information on mobile noise suppression problems for many years (he has written about this subject in POPULAR ELECTRONICS) and this volume is the distillation of his experience and library/reference facilities. If you have a noise problem in your mobile rig that he doesn't cover—get a horse.

Published by Howard W. Sams & Co., Inc.,
4300 W. 62 St., Indianapolis, Ind. 46206.
112 pages. Soft cover. \$1.95.



ELECTRONICS CONSTRUCTION TECHNIQUES

by George L. Ritchie

Detailed information on home or lab construction of prototype electronic equipment is contained in this workbook. Tools, chassis bending, layouts, and printed circuits are discussed as junior college level assignments.

Published by Holt, Rinehart and Winston, Inc., 383 Madison Ave., New York, N. Y. 10017. Soft cover. 222 pages. \$4.95.



ABC'S OF SILICON CONTROLLED RECTIFIERS

by Allan Lytel

Silicon-controlled rectifiers (SCR's) are finding increasing application in electric motors and production machinery, and in electric irons, mixers, motor-driven hand tools, and countless other items that are a part of everyday living. This book is intended to provide a basic knowledge of SCR's—how they work, what they can do, and where they can be used. Many typical circuits illustrating various applications are included.

Published by Howard W. Sams & Co., Inc.,
4300 W. 62 St., Indianapolis, Ind. 46206.
Soft cover. 128 pages. \$1.95.

(Continued on page 30)

**Hallicrafters' new CB-19 transceiver
is about as sleek and trim and compact
as an infantry boot.**



That's why there's room for the "S" meter,
the receiver tuning VFO, the king-size communications
speaker and unsurpassed basic performance
—for only **\$149.95**

- 8 crystal-controlled channels. 23-channel receiver tuning with frequency spotting switch.
- Built-in, amateur-type "S" meter. ■ All-electronic push-to-talk circuitry. ■ Dual conversion, superheterodyne receiver. Superior sensitivity—less than 1 microvolt for 10 db S/N.
- Hallicrafters' exclusive "Racket Buster" built-in noise limiter.



hallicrafters

5th and Kostner Aves.
Chicago, Ill. 60624

Export: International Div. Available in
Canada through Gould Sales Co.

"Quality through Craftsmanship"

CIRCLE NO. 13 ON READER SERVICE PAGE

LIBRARY (Continued from page 28)

BASIC ELECTRICITY FOR ELECTRONICS

by Robert G. Middleton and Milton Goldstein

Here is an exceptionally well prepared and comprehensive book for the hobbyist and electronics experimenter. The breadth of the material contained in its 23 chapters is a little awesome. Although written to illustrate "electricity" in "electronics," this book turns out to be one of the very best beginner's texts that has crossed our desk in many a day. Everything in it is up to date and has been written with a distinct "feel" for the novice experimenter, or anyone who might need a refresher course in the fundamentals of both electricity and electronics.

Published by Holt, Rinehart and Winston, Inc., 383 Madison Ave., New York, N.Y. 10017. 694 pages. Hard cover. \$9.95.



ELECTRONIC BRAINS

by Rolf Lohberg and Theo Lutz

This book—originally published in Germany—is a non-technical explanation of the

how and why of electronic computers. The reader is carefully guided along in an entertaining, but very elementary, fashion. Ideal for junior high school level students and readers.

Published by Sterling Publishing Co., Inc., 419 Park Ave. S., New York, N.Y. 10016. 220 pages. Hard cover. \$4.95.



TRANSISTOR RADIO SERVICING MADE EASY, Revised Edition

by Wayne Lemons

Written from practical, on-the-job experience, this book tells you how to find the causes for noise, squeals, poor sensitivity, and distortion; how to substitute transistors and check circuit performance; and how to minimize the hard-to-find parts problem. A new chapter has been added to cover the FM circuits that are now included with many transistor radios, and the book has been updated to provide the latest information on troubleshooting and repair techniques.

Published by Howard W. Sams & Co., Inc., 4300 W. 62 St., Indianapolis, Ind. 46206. Soft cover. 144 pages. \$2.50.

-30-



FREE! HOW TO IMPROVE YOUR TWO-WAY RADIO!

The right communications microphone may double the talk power of even the finest transmitters! Learn how unwanted noise can be eliminated—reliability improved—intelligibility increased by proper microphone selection.

Write for our helpful free booklet today!

ELECTRO-VOICE, INC., Dept. 762P
630 Cecil Street, Buchanan, Michigan 49107
Please send the free E-V booklet on choosing communications microphones. I am interested in the following areas of two-way radio: Amateur Aviation CB Business.

NAME _____

COMPANY _____

ADDRESS _____

CITY _____ STATE _____

Electro-Voice

SETTING NEW STANDARDS IN SOUND

CIRCLE NO. 9 ON READER SERVICE PAGE



Why We Make the Model 211 Available Now

Although there are many stereo test records on the market today, most critical checks on existing test records have to be made with expensive test equipment.

Realizing this, HiFi/STEREO REVIEW decided to produce a record that allows you to check your stereo rig, accurately and completely, just by listening! A record that would be precise enough for technicians to use in the laboratory—and versatile enough for you to use in your home.

The result: the HiFi/STEREO REVIEW Model 211 Stereo Test Record!

Stereo Checks That Can Be Made With the Model 211

- ✓ Frequency response — a direct check of eighteen sections of the frequency spectrum, from 20 to 20,000 cps.
- ✓ Pickup tracking — the most sensitive tests ever available to the amateur for checking cartridge, stylus, and tone arm.
- ✓ Hum and rumble — foolproof tests that help you evaluate the actual audible levels of rumble and hum in your system.
- ✓ Flutter—a test to check whether your turntable's flutter is low, moderate, or high.
- ✓ Channel balance — two white-noise signals that allow you to match your system's stereo channels for level and tonal characteristics.
- ✓ Separation—an ingenious means of checking the stereo separation at seven different parts of the musical spectrum—from mid-bass to high treble.

ALSO: ✓

- Stereo Spread
- Speaker Phasing
- Channel Identification

PLUS SUPER FIDELITY MUSIC!

The non-test side of this record consists of music recorded directly on the master disc, without going through the usual tape process. It's a superb demonstration of flawless recording technique. A demonstration that will amaze and entertain you and your friends.

NOW...GET THE FINEST STEREO TEST RECORD

ever produced

for just...\$4.98

Featuring Tests Never Before Available To The Hobbyist

UNIQUE FEATURES OF HiFi/STEREO REVIEW'S MODEL 211 STEREO TEST RECORD

- Warble tones to minimize the distorting effects of room acoustics when making frequency-response checks.
- White-noise signals to allow the stereo channels to be matched in level and in tonal characteristics.
- Four specially designed tests to check distortion in stereo cartridges.
- Open-air recording of moving snare drums to minimize reverberation when checking stereo spread.

All Tests Can Be Made By Ear

HiFi/STEREO REVIEW's Model 211 Stereo Test Record will give you immediate answers to all of the questions you have about your stereo system. It's the most complete test record of its kind—contains the widest range of check-points ever included on one test disc! And you need no expensive test equipment. All checks can be made by ear!

Note to professionals: The Model 211 can be used as a highly efficient design and measurement tool. Recorded levels, frequencies, etc. have been controlled to very close tolerances — affording accurate numerical evaluation when used with test instruments.

DON'T MISS OUT—ORDER NOW

The Model 211 Stereo Test Record is a disc that has set the new standard for stereo test recording. There is an overwhelming demand for this record and orders will be filled by POPULAR ELECTRONICS promptly upon receipt. At the low price of \$4.98, this is a value you won't want to miss. Make sure you fill in and mail the coupon together with your check (\$4.98 per record) today.

FILL IN AND MAIL TODAY!

Stereo Test Record
Popular Electronics—Dept. SD
One Park Ave., New York 16, N.Y.

Please send me _____ test records at \$4.98 each. My check (or money order) for \$ _____ is enclosed. I understand that you will pay the postage. (Orders from outside the U.S.A. add 50c to partially defray postage and handling costs.) N.Y.C. residents please add 5% sales tax. N.Y. State residents 2% sales tax.

Name _____ (Please Print)

Address _____

City _____ Zone _____ State _____

Sorry—No charges or C.O.D. orders!

PE-76



FAMOUS
WALKIE-TALKIE
KNIGHT KIT®
\$5⁸⁸ each Postpaid

Buy a pair for two-way fun

- Tens of thousands sold at \$8.88 each! • No license needed; operates hours on one battery.
- Complete with Ch. 7 transmit crystal • Fun to build yourself.

Even Allied has never before offered such value in a walkie-talkie kit! Sends and receives messages up to ¼ mile with 3-transistor circuit. Takes just a few hours to assemble. Sensitive super-regenerative receiver, push-to-talk transmitter. Telescoping antenna. Blue case 5 3/8 x 2 7/8 x 1 3/4". Add 27c for each battery.

- Use coupon below to order your kit now.
- Check box to receive latest Allied catalog.

Allied Radio, Dept. 3G 100 N. Western Ave. Chicago, Ill. 60680		<input type="checkbox"/> Yes, send new free catalog!
Please send me _____ Knight walkie-talkie kits (83PB 804 RPW). Also send _____ batteries (83PB 005 RPW). I enclose \$5.88 for each unit ordered and 27c for each battery. Satisfaction guaranteed or money back.		
NAME _____	(please print)	
ADDRESS _____		
CITY, STATE _____	ZIP _____	

CIRCLE NO. 1 ON READER SERVICE PAGE

Get Your First Class Commercial
F.C.C. LICENSE
 and earn your
A.S.E.E. DEGREE

Move up. Make more money, and enjoy your work more. How? By getting your first class F.C.C. license, and then your A.S.E.E. degree. Grantham offers *resident* and *home study* training, as follows:

In *resident* training, each four-month semester prepares you for an employment objective. Semester I—communications technician with a first class F.C.C. license. Semester II—television technician. Semester III—computer technician. Semester IV—electronics *engineering* technician with an A.S.E.E. degree.

By *home study*, Grantham offers F.C.C. License Preparation, and Electronics Technology.

Get the facts from our free catalog. Then, with our assistance, get the knowledge. Your F.C.C. license, your A.S.E.E. degree, and higher-paid employment follow naturally. Ask for *Catalog 63-K*.

Grantham School of Electronics

1505 N. Western Ave., Hollywood, Cal. 90027

(Phone: HO 9-7878)

408 Marion Street, Seattle, Wash. 98104

(Phone: MA 2-7227)

818-18th St., NW, Washington, D.C. 20006

(Phone: 293-7460)

CIRCLE NO. 12 ON READER SERVICE PAGE

NEW LITERATURE

To obtain a copy of any of the catalogs or leaflets described below, simply fill in and mail the coupon on page 15.

Computer-programmed in a matter of minutes, the 1966 Cartridge Replacement Manual released by *Sonotone Corporation* cross-references a total of 5700 cartridges. Sonotone cartridges are related to competitive cartridges in Section I, to phonographs in Section II. All listings are arranged in alphabetical order and there is an index for fast and easy reference. While the three-hole punched manual carries a price of 50 cents, it is being offered *free* for a limited period of time.

Circle No. 86 on Reader Service Page 15

A condensed 20-page "Catalog of Compactrons" has been announced by *General Electric Company*. Ninety-seven GE compactrons and their essential characteristics are listed and compared to conventional tubes. Advantages cited for the compactrons are economy, space savings, higher reliability, ease of connection, and higher voltage capabilities.

Circle No. 87 on Reader Service Page 15

Over 4000 useful home, hobby, workshop, photographic, scientific, and educational items are represented in *Edmund Scientific's* latest catalog, No. 665. Among the products featured are their new vacuum base, a vacuum-base vise with removable metal jaws and slipover rubber jaws, a fully transistorized metal detector, flip-flop computer toy, diffraction jewelry, and a wire bending-cutting jig.

Circle No. 88 on Reader Service Page 15

The 1966 Summer Catalog put out by *Lafayette Radio* is now available. Within its 110 pages you'll find auto tape players, marine accessories, and garden tools, in addition to the complete line of CB 2-way radio, hi-fi equipment, cameras, power tools, amateur gear, and many other interesting items.

Circle No. 89 on Reader Service Page 15

Krauter & Co., Inc., has a 20-page catalog describing the complete line of Krauter tools. Those shown include a broad selection of solid joint pliers, alloy wrenches, slip joint pliers, snips, wrench sets, punches, and chisels.

Circle No. 90 on Reader Service Page 15

NEW! H.E.L.P.

FOR SALESMEN, HOUSEWIVES,
VACATIONERS, ETC.

■ EMERGENCY ■ CONVENIENCE



2-Way Radio
Communication ...

5 3/4" x 4 3/8" x 1 1/2" FITS IN GLOVE COMPARTMENT

CITI-FONE II is designed for use with your car radio and modification or dismantling of the radio is not required. The standard car antenna (with matching accessory) can be used.

\$49⁹⁵
Complete
with crystals
for one channel

SOLID STATE

9-transistors—2 diodes
5 watts input — 100%
modulation. Operates
directly from cars' 12
volt system.

TO BE USED
IN ACCORDANCE WITH PART 15 F.C.C. RULES AND REGULATIONS

Mail Today for Complete Information!



Please send further information on
"Citi-Fone II".

NAME _____
ADDRESS _____
CITY _____
STATE _____ ZONE _____

THE IDEAL

way to utilize your existing receiver for entertainment or for two-way radio communications with superior performance at a cost far below conventional units.

ANOTHER FIRST for




21470 Coolidge
Oak Park, Michigan 48237

MULTI-ELMAC COMPANY


CIRCLE NO. 35 ON READER SERVICE PAGE

SOMEONE SHOULD DEVELOP AN EASY WAY TO LEARN ELECTRONICS AT HOME



RCA INSTITUTES DID!

Here is a whole new approach to learning electronics at home! RCA Institutes, one of the nations' largest schools devoted to electronics, has developed a faster, easier way for you to gain the skills and the knowledge you need for the career of your choice. Here for the first time, is a student-proved, scientifically designed way to learn. If you have had any doubts in the past about home training in electronics—if you have hesitated because you thought you might not be able to keep up—or that electronics was too complicated to learn—here is your answer! Read how RCA Institutes has revolutionized its entire home training ideas!



NEW CAREER PROGRAMS BEGIN WITH "AUTOTEXT" INSTRUCTION METHOD!

Start to learn the field of your choice immediately!

No previous training or experience in electronics needed!

With this new revolutionized method of home training you pick the career of your choice—and RCA Institutes trains you for it. RCA's Career Programs assure you that everything you learn will help you go directly to the field that you have chosen! No wasted time learning things you'll never use on the job! The Career Program you choose is especially designed to get you into that career in the fastest, easiest possible way!

And each Career Program starts with the amazing "AUTOTEXT" Programmed Instruction Method—the new, faster way to learn that's almost automatic! "AUTOTEXT" helps even those who have had trouble with conventional home training methods in the past. This is the "Space Age" way to learn everything you need to know with the least amount of time and effort.

CHOOSE A CAREER PROGRAM NOW

Your next stop may be the job of your choice. Each one of these RCA Institutes Career Programs is a complete unit. It contains the know-how you need to step into a profitable career. Here are the names of the programs and the kinds of jobs they train you for. Which one is for you?

Television Servicing. Prepares you for a career as a TV Technician/Service man; Master Antenna Systems Technician; TV Laboratory Technician; Educational TV Technician.

FCC License Preparation. For those who want to become TV Station Engineers, Communications Laboratory Technicians, or Field Engineers.

Automation Electronics. Gets you ready to be an Automation Electronics Technician; Manufacturer's Representative; Industrial Electronics Technician.

Automatic Controls. Prepares you to be an Automatic Controls Electronics Technician; Industrial Laboratory Technician; Maintenance Technician; Field Engineer.

Digital Techniques. For a career as a Digital Techniques Electronics Technician; Industrial Electronics Technician; Industrial Laboratory Technician.

Telecommunications. For a job as TV Station Engineer, Mobile Communications Technician, Marine Radio Technician.

Industrial Electronics. For jobs as Industrial Electronics Technicians; Field Engineers; Maintenance Technicians; Industrial Laboratory Technicians.

Nuclear Instrumentation. For those who want careers as Nuclear Instrumentation Electronics Technicians; Industrial Laboratory Technicians; Industrial Electronics Technicians.

Solid State Electronics. Become a specialist in the Semiconductor Field.

Electronics Drafting. Junior Draftsman, Junior Technical Illustrator; Parts Inspector; Design Draftsman Trainee Chartist.

SEPARATE COURSES

In addition, in order to meet specific needs, RCA Institutes offers a wide variety of separate courses which may be taken independently of the Career Programs, on all subjects from Electronics Fundamentals to Computer Programming. Complete information will be sent with your other materials.

LIBERAL TUITION PLAN

RCA offers you a unique Liberal Tuition Plan—your most economical way to learn. You pay for lessons only as you order them. No long term contracts. If you wish to stop your training for any reason, you may do so and not owe one cent until you resume the course.

VALUABLE EQUIPMENT

You receive valuable equipment to keep and use on the job—and you never have to take apart one piece to build another. **New—Programmed Electronics Breadboard.** You now will receive a scientifically programmed electronic bread-

board with your study material. This breadboard provides limitless experimentation with basic electrical and electronic circuits involving vacuum tubes and transistors and includes the construction of a working signal generator and superheterodyne AM Receiver.

Bonus From RCA—Multimeter and Oscilloscope Kits. At no additional cost, you will receive with every RCA Institutes Career Program the instruments and kit material you need to build a multimeter and oscilloscope. The inclusion of both these kits is an RCA extra.

CLASSROOM TRAINING ALSO AVAILABLE

RCA Institutes maintains one of the largest schools of its kind in New York City where classroom and laboratory training is available in day or evening sessions. You may be admitted without any previous technical training; preparatory courses are available if you haven't completed high school. Coeducational classes start four times a year.

FREE PLACEMENT SERVICE

In recent years, 9 out of 10 Resident School students who used the Free Placement Service had their jobs waiting for them when they graduated. And many of these jobs were with top companies in the field—such as IBM, Bell Telephone Labs, General Electric, RCA, and radio and TV stations and other communications systems throughout the world.

SEND ATTACHED POSTAGE PAID CARD FOR COMPLETE INFORMATION, NO OBLIGATION. NO SALESMAN WILL CALL. FREE BOOK INCLUDED. CHECK HOME STUDY OR CLASSROOM TRAINING.

RCA INSTITUTES, Inc., Dept. PE-76
A Service of Radio Corporation of America
350 West 4th St., New York, N.Y. 10014



The Most Trusted Name in Electronics

BECOME A RADIO TECHNICIAN
For ONLY \$26.95

BUILD 20 RADIO CIRCUITS AT HOME

with the New
Progressive Radio "Edu-Kit"®
ALL Guaranteed to Work!

only
\$26.95

Reg. U.S.
Pat. Off.



A COMPLETE HOME RADIO COURSE

- BUILD**
- 12 RECEIVERS
 - 3 TRANSMITTERS
 - SIGNAL TRACER
 - SIGNAL INJECTOR
 - CODE OSCILLATOR
 - SQ. WAVE GENERATOR
 - AMPLIFIER

- No Knowledge of Radio Necessary
- No Additional Parts or Tools Needed
- Excellent Background for TV Technicians Since 1946

FREE SET OF TOOLS, PLIERS-CUTTERS, TESTER, SOLDERING IRON.

WHAT THE "EDU-KIT" OFFERS YOU

The "Edu-Kit" offers you an outstanding PRACTICAL HOME RADIO COURSE at rock-bottom price. You will learn radio theory, construction and servicing. You will learn how to build radios, using regular schematics; how to solder and wire in a professional manner; how to service and trouble-shoot radios. You will learn how to work with punched metal chassis as well as the new Printed Circuit chassis. You will learn the principles of RF and AF amplifiers and oscillators, detectors, rectifiers, test equipment. You will learn and practice code, using the Progressive Code Oscillator. You will build 20 Receiver, Transmitter, Code Oscillator, Signal Tracer, Square Wave Generator, Amplifier and Signal Injector circuits, and learn how to operate them. You will receive an excellent background for TV. In brief, you will receive a basic education in Electronics and Radio, worth many times the small price you pay, only \$26.95 complete.

PROGRESSIVE TEACHING METHOD

The Progressive Radio "Edu-Kit" is the foremost educational radio kit in the world, and is universally accepted as the standard in the field of electronics training. The "Edu-Kit" uses the modern educational principle of "Learn by Doing." You begin by building a simple radio. Gradually, in a progressive manner, and at your own rate, you construct more advanced multi-tube radio circuits, learn more advanced theory and techniques, and do work like a professional radio technician. These circuits operate on your regular AC or DC house current.

THE KIT FOR EVERYONE

You do not need the slightest background in radio or science. The "Edu-Kit" is used by young and old, schools and clubs, by Armed Forces Personnel and Veterans Administration for training and rehabilitation. One of the most important aspects of the "Edu-Kit" is the Consultation Service which we provide. We welcome students to send us their problems, whether related to any of the material covered in the "Edu-Kit" course, or encountered in other experiences in the field of electronics.

THE "EDU-KIT" IS COMPLETE

You will receive all parts and instructions necessary to build 20 different radio and electronic circuits, each guaranteed to operate. Our kits contain tubes, tube sockets, variable capacitors, mica, ceramic and paper dielectric condensers, resistors, tie strips, coils, hardware, tubing, punched metal chassis, Instruction Manual, hookup wire, solder, selenium rectifiers, volume controls, switches, etc. In addition, you receive Printed Circuit materials, including Printed Circuit Chassis, special tube sockets, hardware and instructions. You also receive a useful set of test or repair cutters, professional electric soldering iron, and a self-powered, dynamic Radio and Electronics Tester. The "Edu-Kit" also includes Code Instructions and the Progressive Code Oscillator. You will also receive lessons for servicing with the Progressive Signal Tracer and the Progressive Signal Injector, a High Fidelity Guide, FCC Amateur License Training, and a Quiz Book.

All parts, components, etc., of the "Edu-Kit" are 100% unconditionally guaranteed, brand new, carefully selected, tested and matched. Everything is yours to keep. The complete price of this Practical Home Radio and Electronics course is only \$26.95.

TROUBLE-SHOOTING LESSONS

You will learn to trouble-shoot and service radios, using the professional Signal Tracer, the unique Signal Injector, and the dynamic Radio and Electronics Tester. Our Consultation Service will help you with any technical problems.

FREE EXTRAS

- Set of Tools • Radio Book • Radio and Electronics Tester • Electric Soldering Iron • Pliers-Cutters • Tester Instruction Book • Kit Book • D. Book • Quiz Book • Membership in Radio-TV Club • Consultation Service • FCC Amateur License Training • Printed Circuitry • Certificate of Merit • Valuable Discount Card

ORDER FROM AD—RECEIVE FREE BONUS RADIO & TV PARTS JACKPOT WORTH \$15

- "Edu-Kit" Postpaid. Enclosed full payment of \$26.95.
- "Edu-Kit" I'll pay \$26.95 plus postage.
- Send me FREE additional information describing "Edu-Kit."

Name.....
Address.....

PROGRESSIVE "EDU-KIT" INC.
1186 Broadway Dept. 663D Hewlett, N. Y. 11557
CIRCLE NO. 25 ON READER SERVICE PAGE

JUST WHEN I FORGOT
MY (SOLDERING) GUN

THE knowledgeable electronics experimenter is often aghast at the "explanations" given ordinary electronic functions. Although most of these explanations are made by the uninitiated, a fair number originate as off-the-cuff statements by radio parts store counter-men, surplus equipment salesmen, radio operators, etc.


One of POPULAR ELECTRONICS' readers, Henry Rosenblatt, has suggested that we run a contest of "explanations and questions," and he offers as the first entries two statements overheard in an electronics surplus store:

Oh, when you replace that resistor, be sure that the little color bands go in the same way. Those resistors won't work if they're put in backwards.

Heck, that doesn't need batteries, it's got transistors.

To these, your Editor can add his favorite question from a serious reader:

What's better—a superhet or a Williamson?



Have you overheard any wild, implausible remark about anything electronic? If so, send it in to: "Gun Contest," POPULAR ELECTRONICS, One Park Avenue, New York, N. Y. 10016. If your statement or question is published, we will send you a soldering gun. Be sure to include a brief history on where and when your contest submission was overheard.

The Messenger is Ageless



Year after year, the reliability built into Johnson Messengers keep them on the air long after other units have departed.

Whether it's a compact hand-held Personal Messenger; a portable field pack unit with rechargeable batteries; a popular priced tube-type or solid state transceiver; the new Messenger 350 single sideband unit; or one of the many Johnson accessories, Johnson's quality and reliability will insure your equipment will enjoy a long and healthy life.

Look to Johnson for the most versatile, most reliable two-way radio equipment and accessories available today! FCC type accepted. Prices as low as \$99.95.



MESSENGER

A best seller for years. Five crystal controlled channels. For 115 Volts AC and either 6 or 12 Volts DC.

Now only \$99.95 NET



MESSENGER TWO

Ten channels and tunable receiver. Full 5-watt input. For 115 Volts AC and either 6 or 12 Volts DC.

Now only \$149.95 NET



MESSENGER III

Use it base, mobile or portable! All solid-state design throughout. For 12 Volts DC. Accessory 115 Volt AC power supply available.

Now only \$189.95 NET


WRITE TODAY for free literature.



E. F. JOHNSON COMPANY

2537 10th Ave. S.W. • Waseca, Minn. 56093

Reach out
into Hy-Gain
DUO-BEAM
territory.



Biggest "Talk Power" in Citizens Band!

With a powerful Hy-Gain Duo-Beam, your signal reaches out loud and clear into territories miles beyond the range of other antennas. At the same time, in areas you've been working, your signals are stronger and clearer...on both transmit and receive. And, because Duo-Beams are rotatable, you can direct your extra power with pinpoint accuracy in any of the 360 degrees surrounding your station!

3 Models to choose from—pick your "Talk Power"

120 watts "Talk Power" DUO-BEAM 10

Hy-Gain's twin-driven 10-element Duo-Beam that's guaranteed to out-perform any other legal antenna for Citizens Band. Heavy gauge aluminum construction...survives 80 MPH winds. Installs on 1 1/2" mast. Model 1110DB \$99.95 Net

93 watts "Talk Power" DUO-BEAM 6

Hy-Gain's twin-driven 6-element Duo-Beam that's guaranteed to out-perform any legal antenna for Citizens Band other than the Duo-Beam 10. Rugged construction survives 80 MPH winds. Installs on 1 1/2" mast. Model 116DB \$69.95 Net

42 watts "Talk Power" DUO-BEAM 4

Hy-Gain's twin-driven 4-element Duo-Beam. Guaranteed to out-perform any legal antenna for Citizens Band other than the Duo-Beam 10 or the Duo-Beam 6. Rugged aluminum construction survives 80 MPH winds. Installs on 1 1/4" to 1 1/2" mast. Model 114DB \$39.95 Net

Available now from your Hy-Gain Distributor or Dealer

Send for complete descriptive literature—Form No. 13



hy-gain

ELECTRONICS CORPORATION

8512 N.E. Highway 6 • Lincoln, Nebraska 68501

CIRCLE NO. 15 ON READER SERVICE PAGE



CAPACITOR KNOW-HOW SIMPLIFIES ELECTRONIC PROJECTS

MANY electronic projects are assembled with newly purchased capacitors, and many with capacitors already on hand. Sometimes you can get the exact capacitor specified in a project's parts list and sometimes you can't. What

A practical approach to the selection of fixed capacitors

By C. G. CUNNINGHAM

do you do when you can't get the called-for capacitor? Do you accept a substitute? Or do you abandon the project?

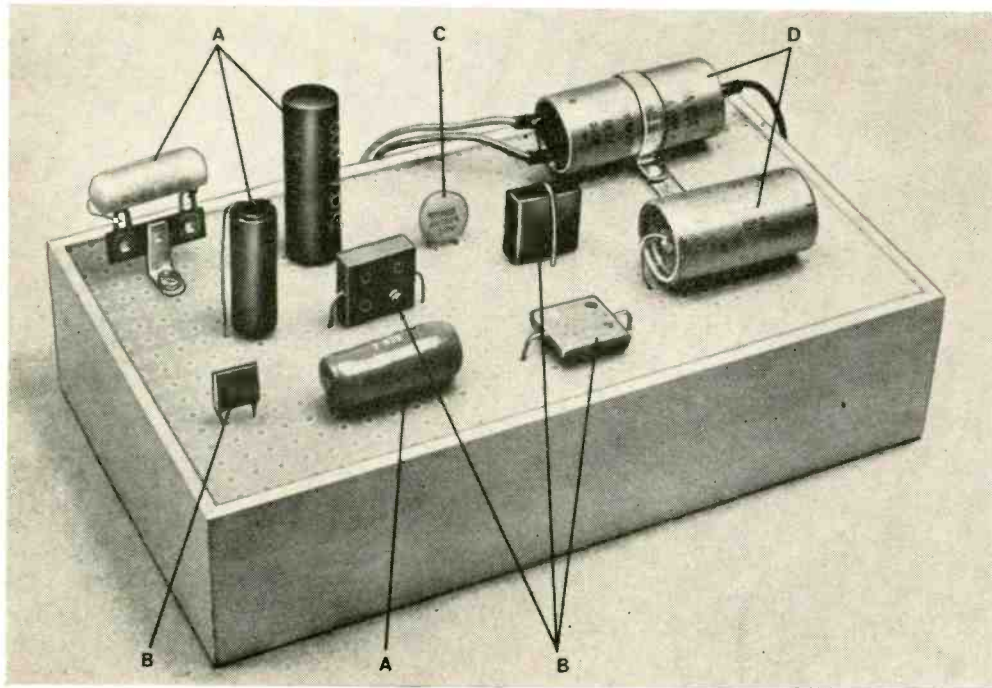
There's no need to abandon a project, and there's no reason to lack confidence in selecting a proper "or equivalent." Quite often you can save some money by using a substitute, and in some instances, even come up with an improvement in the circuit.

Of course, the closer you can get to the required capacitor's ratings and characteristics, the better. But what ratings and characteristics are significant? Chances are that you would answer "capacitance and working voltage." While this is essentially correct, it's only a starting point. Physical size of the component and method of mounting are important, especially if chassis and cabinet space is small, or a printed circuit board is used.

Still other capacitor characteristics should be considered—stability and several different types of losses, and how they are affected by different operating conditions such as: environment (heat,

moisture, vibration); circuit applications (bypassing, filtering, coupling, d.c. blocking, timing); and types of circuits (r.f., audio, high voltage). Price is not a characteristic but it may be a factor. However, the knowledgeable experimenter should be able to take all of these things in stride and have no difficulty in selecting a proper capacitor.

The task of selecting a capacitor is really quite simple if you are duplicating a circuit or building a project from instructions in which all the values are given, and a specific type is called for. Your main concern in this case, if you can't get the exact component, is how far from the specifications you can go, and in what direction, without getting into trouble. Sometimes you can get by with a higher value, sometimes with a lower one, sometimes with either a higher or a lower value. And sometimes you have no choice: you must put your value money right on the nose. (The term "value" is used here rather loosely and refers to various capacitor characteristics, not just to capacitance.)



A few tricks of the trade are revealed here. In most cases it is possible to fit capacitors into a chassis or printed circuit board by laying them flat, standing them on end, or suspending them between two terminals. Most commonly used shapes are tubular (A), rectangular (B), and disc (C). The electrolytics (D) are also tubular in shape, but because of their massive size often require special mountings, such as straps, brackets, sockets, etc. True, you can usually identify the type of capacitor by its appearance, but not all rectangular types are mica, nor are all tubulars paper. Even the experts have to check the specifications.


On the other hand, if you are designing a circuit, especially if you want the circuit to lend itself to mass production or easy duplication, you should select a "design-center" value within normal capacitor tolerances to avoid the need of having to try out a large number of capacitors before you find one that will work in your circuit. While you can use a "cut and try" type of technique to select a capacitor, there's less chance of swapping transistors, resistors, and other components for smoke if you know what you are doing.

One or more of four factors—cost, size, loss, and stability—make the choice of a capacitor for a power supply filter entirely different from one for an oscillator circuit. Even if these two types of circuits called for exactly the same capacitance and voltage rating, you would usually select different types of capacitors for each circuit. For example, the power supply filter capacitor can usually afford fairly high losses and its capacitance need not be particularly stable. This is a far cry from the prissy high-Q

factors, and are largely a matter of degree—what may be inexpensive to you may be priced too high for someone else, and what may be too big for one project may fit perfectly into another. However, if a comparison is made on the basis of capacitance or working voltage, a relative indication of price and size can be obtained. It is obvious that capacitor design and materials used should be adequate to withstand both the d.c. potentials as well as the a.c. peak voltages. It's good practice to select a component that can withstand at least one and a half times more voltage than would normally be handled in the circuit.

CIRCUIT APPLICATIONS

The same circuit applications in different types of circuits call for different types of capacitors. It is not unusual to parallel a 40- μ f. electrolytic in a power supply filter with a 0.01- μ f. paper tubular or ceramic type. Normally you would expect the big 40- μ f. unit to handle everything above 60 cycles with ease, especially the higher frequencies. It



Tantalum electrolytic capacitors are noted for stability, low loss, high capacitance in a small container, and high price. At present, they are used mostly in miniaturized military electronic equipment, but it will only be a short time before more of them will get into consumer channels, perhaps at a lower price.

component required by the tuned circuit of an oscillator, which demands reasonably constant capacitance to keep the oscillator frequency from wandering all over the spectrum.

Briefly, and without getting involved in the chemistry and physics of capacitors, here's a "broad-brush" way to consider what's important. Physical size and price of capacitors are easily discernable

doesn't quite work out that way for the big electrolytics. The small unit is installed to bypass any high frequencies that can't get by the electrolytic.

Even the same capacitor may act differently depending on how it is installed. Lead length and lead dress can be critical factors in high-frequency circuits. It's a good practice to keep lead lengths as short as possible.

Filtering. As opposed to coupling, filtering is essentially a bypassing function to remove all or part of an a.c. component and put it where it will not adversely affect a circuit. This action is used to smooth out the ripple voltage in a power supply rectifier circuit, as well as to put various tube and transistor elements at a.c. ground potentials without disturbing d.c. voltages. Since the purpose here is to get rid of as much of the a.c. component as possible, larger capacitance values are desirable. If capacitance is too small, the lower frequencies may not be bypassed. However, there may be times when it is desired to bypass only a portion of the a.c. component without materially affecting another portion.

A common practice in certain audio amplifier circuits having both high and low frequencies present is to remove some of the highs simply by placing a small capacitor across the output load. In this case, the capacitance value must be just large enough to bypass the "undesirable" highs. (Too much capacitance will rob you of the low frequencies.)


Coupling. Instead of bypassing the a.c. component to ground as in a filter, coupling is simply a process of passing the a.c. component (signal) from one point to another. Here again, the larger the capacitance, the easier it is to pass the lower frequencies. If money and space are limited, there are certain practical limits that can be taken advantage of.

In most coupling functions a certain amount of voltage divider type of action takes place between the capacitor and other circuit components. If the coupling capacitor has a relatively low impedance as compared to the resistors, coils, tubes, or transistors in the immediate vicinity of the capacitor, the capacitance will appear to be large enough to handle the low frequencies. (The larger the capacitance, the lower the impedance.) In high-impedance tube circuits, a 0.01- μ f. capacitor will work just as well as a 10- μ f. capacitor in a low-impedance transistor circuit.

Regardless of the type of circuit, if B+ is present on one side of the capacitor and bias voltage is present on the other side, the capacitor must serve as a d.c. blocking device to prevent confusion of d.c. voltages.

Timing. Oscillators, tuned circuits, and other timing networks usually require an exact amount of capacitance and high stability. Temperature coefficient (TC)—the rate of change of capacitance with temperature—should be low, or controlled. Most tuned circuits require a low-loss type of capacitor.

Energy Storage. This covers a multitude of applications ranging from a.c. pulse circuits to battery-powered flash bulbs. Most TV sync circuits use energy stored in a capacitor to trigger the vertical sweep oscillator. How often have you seen the picture start to roll after a set warms up? You could use a fan, but it is more practical to obtain a temperature-



All there is to a capacitor is essentially two pieces of metal separated by an insulator, but many different materials are used, and there are many different ways to make capacitors. Shown here are: impregnated paper between and on top of two pieces of foil in the process of being rolled into a tubular shape (top); foil separated by a thin sheet of mica (center); and a ceramic disc with deposited silver on both sides (bottom). A capacitor's characteristics and stability depend, to a great extent, upon the dielectric constant (K), and when specified in a parts list should not be compromised by the selection of a different value.

stable component. Capacitors used in this type of function must have little leakage and must be able to retain the potentials developed across them long enough to work related circuits.

TYPES OF CAPACITORS AVAILABLE

With the advent of the space age and the growing body of knowledge about new materials, the number of different types of capacitors has mushroomed like weeds. It used to take a lifetime to learn all about resistors, but with capacitors it conceivably will take a little longer.

Impregnated Paper. Two pieces of foil are rolled between and separated by double sheets of paper impregnated with wax or oil. Characteristics depend upon the impregnating material and size of the foil.

This type of capacitor is inexpensive and small, and is usually tubular in shape. It has high insulation resistance, fair stability, and moderate losses—losses increase with temperature and frequency. Voltage rating decreases at high operating temperatures.

Impregnated paper capacitors can be used as filters and couplers in most circuits. Capacitance range is 0.001- μ f. to 20 μ f., with voltage ratings up to several kilovolts.

Impregnated Paper/Plastic Film. Generally available and similar to the impregnated paper type, except that one layer of paper is replaced by a layer of plastic film to improve insulation resistance and increase temperature operating range, this type of capacitor has a longer life, slightly higher cost, and is similar in size, ratings and applications to its paper mate.

Metallized Paper or Plastic. To reduce physical size, a metallic film is deposited on opposite sides of impregnated paper or plastic film and rolled up. Usually, only one layer of dielectric is used.

This type of capacitor has a self-healing characteristic: an arc at a defect in the dielectric simply evaporates the metallic film until there is no place for the arc to continue. Small size is the chief selling point.

Metallized capacitors have lower insulation resistance, higher losses, tend to

be less stable, and cost more than the other impregnated paper types. Should they arc internally, they will be too noisy and unsuitable for coupling noise-sensitive circuits. Available from 0.01 μ f. to 20 μ f., up to 600 volts, they are best restricted to filtering and bypassing functions in tight places.

Plastic Film. Plastic film is used here instead of impregnated paper. Insulation resistance is extremely high, losses are low and nearly independent of frequency, stability is excellent. These capacitors are larger and more expensive than the paper types, and may not be usable at high temperatures. Available from 0.001 μ f. to 1 μ f., with voltage ratings up to 2000 volts, they can be used in most circuits.

Mica. An old-timer, mica has superior insulating qualities and can be used in very thin sheets. Either separate layers of foil or thin metallic films deposited directly on both sides of the mica are used as plates. This type of capacitor is usually sealed in a plastic case, and has excellent high frequency, low loss, excellent stability, and high voltage ratings.

Mica capacitors can be manufactured with great precision, but capacitance changes with temperature and large values are expensive. They range from 5 pf. to 0.1 μ f. with voltage ratings up to 2500 volts. (Special types are available with much higher ratings.) No restrictions on use.

Ceramic. A metallic coating is deposited on opposite sides of a ceramic disc or tube. The dielectric constant (K) of the ceramic material determines most of the capacitor's characteristics.

Low-K capacitors have low loss, high stability, and excellent high frequency performance. An outstanding characteristic is controlled capacitance change with temperature; this change can be made zero or some known value to compensate for temperature-caused changes in value of other components. *Low-K* capacitors are fairly small and inexpensive. Capacitance is limited to about 1000 pf. No limitations on use.

Medium-K ceramic types provide higher values of capacitance and have fair

stability (about 20%). Large capacitance changes can occur outside the rated operating temperature range. High-voltage types having moderate losses are available and insulation resistance is high. Medium-K capacitors are small and low priced. Ratings range from 1.5 pf. to 0.15 $\mu\text{f.}$, up to 5000 volts. Use should be restricted to filtering and coupling.

High-K ceramic capacitors pack a lot of capacitance into a small package. Insulation resistance is good, and they are inexpensive. However, losses are fairly high, and capacitance is unstable and can change value readily. Capacitance range is 0.001 $\mu\text{f.}$ to 0.1 $\mu\text{f.}$, up to 1000 volts. High-K capacitors are usually rated in terms of guaranteed minimum capacitance and are very useful for filtering, bypassing, and decoupling.

Electrolytics. Electrolytic capacitors did much to further the use of single-phase motors and a.c. power supplies for electronic circuits. In transistor circuits they have assumed renewed importance. They are famous for packing the most capacitance into the smallest volume of space.

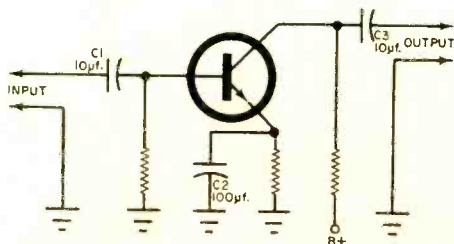
These units are made by "forming" an exceedingly thin oxide layer on a metal plate and immersing it in a conducting electrolyte solution. The forming process is a very interesting and easy one to understand. Because it plays such an important part in actual use, and because it more or less takes place every

time you flip a switch, its "chemistry" is presented here briefly. It is a process similar to electroplating.

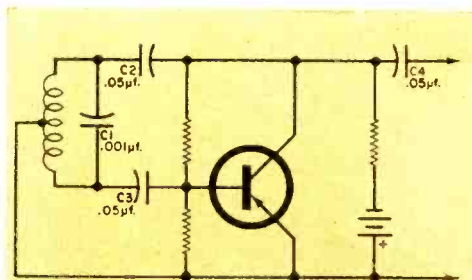
A metal plate, most often aluminum, is immersed in a chemically related solution, and connected to one side of a d.c. power source. The other side of the power supply is connected to the solution (electrolyte). As current flows, an incredibly tough oxide film is plated (formed) onto the metal. Since the oxide is an excellent insulator, it virtually stops both the flow of current and further plating action when the coating becomes thick enough to withstand the applied voltage. The higher the applied voltage, the longer the plating action and the thicker the oxide coating.

It should now be easy to appreciate why the capacitor's voltage-handling abilities depend on the forming process. Because the oxide film is an insulator in only one direction, polarity of electrolytic capacitors must be observed. The polarity of the applied voltage determines the capacitor's polarity. (Polarity markings on paper tubulars merely indicate which terminal is connected to the outside foil.)

One precaution should be observed when forming a capacitor either for the first time or after it has been out of service for a long time. Until the capacitor is properly formed, it will draw a relatively large amount of current—the higher the applied voltage and the less formed the capacitor, the higher the current flow. High current usually causes



Coupling capacitors C1 and C3 in a transistorized audio amplifier generally require higher values than their counterparts in a tube circuit. Bypass capacitor C2 is not critical, but must be very high in value to prevent low-frequency degeneration. The main reason for the higher values is that transistors have a lower impedance.



Value of C1 is critical here—both capacitor and coil determine the frequency of this Hartley oscillator. Capacitors C2 and C3 merely serve as d.c. blockers and should be high enough to offer very little impedance at the operating frequency. As with most coupling capacitors, C4 blocks d.c. and should be large enough to easily pass the signal.

high heat and possible destruction of the capacitor. An easy way to control the situation is apply a small amount of voltage at the start of the forming process and gradually increase it to the desired rating. Some capacitors will form quicker than others—you can monitor both temperature and current while judiciously increasing the voltage.

Understanding the forming action is also important if you use electrolytic capacitors in solid-state circuits, or in circuits that remain off for months at a time. The oxide film is not perfectly inert. When it remains in contact with the capacitor's electrolyte for long periods of time, with no current flow, it slowly dissolves. This decreases the thickness of the oxide coating and, correspondingly, its voltage rating. Therefore, a 15-volt electrolytic that has been stored for a few months may really be the equivalent of a 10-volt unit.

If an electrolytic is connected in a circuit (for instance, as a coupling capacitor between the collector of one transistor and the base of another) with 15 volts across the capacitor, substantial current can flow, sometimes enough to destroy the transistor. In fact, if the same 15-volt electrolytic is used in a circuit with only 10 volts across it, it eventually becomes a 10-volt capacitor. The "extra" oxide is dissolved into the electrolyte.

Small size and low price are the main advantages of this type of capacitor. Disadvantages are high losses, great in-

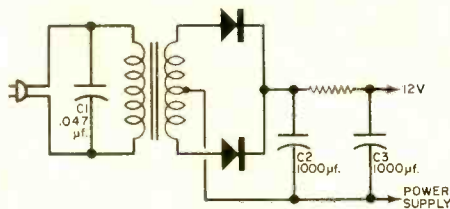
stability, and limited shelf life. Electrolytics are available from 0.5 to 150,000 $\mu\text{f.}$ up to about 500 volts. There are some units marketed with 700-volt ratings. They are best suited for filtering and brute-force energy storage. When properly used, they can serve as coupling capacitors.

The disadvantages of electrolytic capacitors have been overcome by the prince of the breed, the *tantalum electrolytic*. At restricted voltages and temperatures, this type of electrolytic is nearly as good as an impregnated paper capacitor. However, it commands a princely price for these favors.

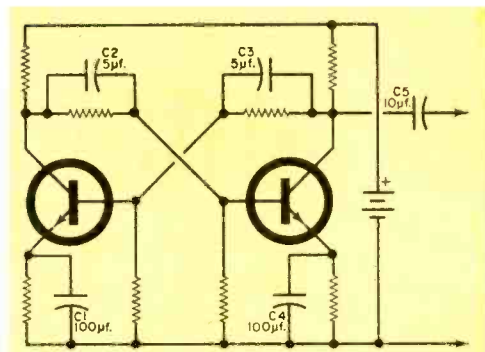
Other Types. There are many other capacitor types. Their variations and combinations usually result from the need to perform in highly specialized sophisticated circuits in environments other than one in which man can live and breathe. There are oil, vacuum, glass, and air types, just to name a few.

Just as ceramic has achieved broad use in the past few years, it is quite reasonable to expect that newer materials will exhibit still more desirable characteristics. Actually, hopefully, this may simplify the problem of capacitor selection rather than complicate it. Someday we may have an ideal capacitor, small and inexpensive like an electrolytic, but with the low losses and high stability of the low-K ceramic type. It could make the rolls of foil and paper as rare as the Leyden jar.

-50-



Large capacitors (C2, C3) are needed to smooth out ripple voltage from rectifiers—values ranging from 20 $\mu\text{f.}$ and up are typical. Electrolytic type capacitors, because of their relatively small size and low cost per microfarad are used here. Capacitor C1 is not always used, but it does reduce r.f. and other hash on the power line; its value, not critical, is usually quite small.



Oscillator, timing, and other tuned circuits, whose frequency of operation depend on controlled circuit values, call for stable low-loss units. In this regard, C2 and C3 are critical, whereas C1, C4, and C5 can vary considerably. Except for polarized types such as electrolytics, polarity is not a factor.

BUILD A SWIMMING POOL SPLASH ALARM

By **FRED MAYNARD**

Motorola Semiconductor Products, Inc.

*It's almost like having an
around-the-clock guard
keeping an eye out for you*

IF YOU THINK that putting a fence around your swimming pool and locking the gate—and praying—is all that you, or anyone else, can do to keep out determined youngsters hell-bent on scaling the fence for a dip the moment your back is turned, you are wrong! You can build and install a splash alarm that'll warn you the instant anyone enters—voluntarily, or falls into the pool—accidentally.

With the alarm—equipped with a buzzer or a bell—located inside your house, or on your porch or patio, you simply install the sensor probes $\frac{1}{8}$ " or so above the surface of the water. Then, if the water rises, or splashes on the probes—even for a split second—the alarm sounds, and stays on until you turn it off.



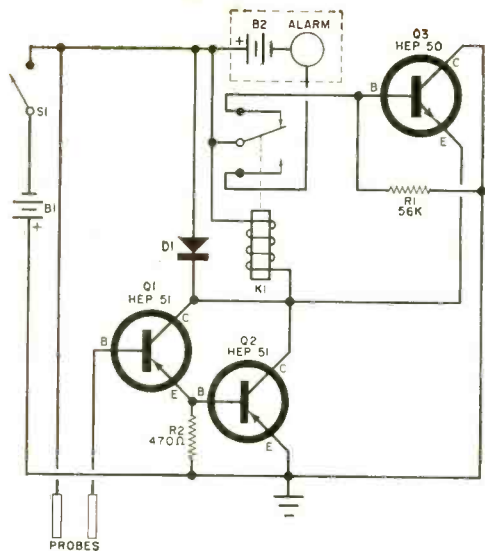


Fig. 1. This innocent-looking pool alarm circuit can be set off by just a splash of water to warn you that an intruder has entered your swimming pool.

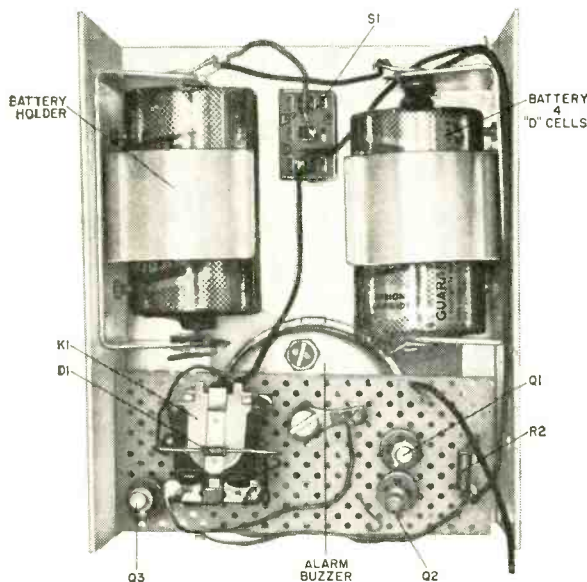


Fig. 2. The layout of parts for the pool alarm is purely arbitrary. Here, the entire unit—including the alarm buzzer—is housed in a 5"x4"x3" Minibox.

How It Works. The alarm circuit (Fig. 1) consists of transistors *Q1* and *Q2* in a modified Darlington configuration, and *Q3*, acting as a relay latch. With switch *S1* closed and the probes in an open-circuit condition, *Q1* and *Q2* remain essentially off. Transistor *Q3*, reverse-

PARTS LIST

- B1*—6-volt battery
- B2*—Alarm battery (6 or 12 volts)
- D1*—Motorola HEP 154 diode (or 1N536 or equivalent)
- K1*—6-volt d.c. relay (Potter & Brumfield RS5D or equivalent)
- Q1, Q2*—Motorola HEP 51 transistor (or 2N1415 or equivalent)
- Q3*—Motorola HEP 50 transistor (or 2N2256 or equivalent)
- R1*—56,000-ohm, ½-watt resistor, ± 10%
- R2*—470-ohm, ½-watt resistor, ± 10%
- S1*—S.p.s.t. slide or toggle switch
- 1—5" x 4" x 3" Minibox (Bud CU-2105A)
- 1—1½" x 3½" unclad perforated breadboard
- Misc.—Alarm (doorbell, horn, or buzzer type);
⅛" diameter brass welding rods (for probes);
transistor sockets (3); push-in terminals

biased through the upper contacts of relay *K1*, is also in an off state. When the probes are activated or short-circuited—by water or otherwise—*Q1* and *Q2* are instantly turned on, causing a heavy current to flow through the relay coil. This pulls in the relay to set off the alarm.

Now, let's see what happens if the probes are open-circuited once more. With the relay upper contacts released from the base of *Q3*, this transistor is turned on by the forward bias developed across *R1*, and will continue to conduct as long as there is battery voltage. Since the emitter current flows through the relay coil on its way from the battery, the relay remains energized and the alarm stays on.

Thus, the only way to turn off the alarm is to throw the switch. The alarm is reset by closing the switch once more. Diode *D1* protects *Q1* and *Q2* from reverse-current surges from *K1*.


Construction. The complete alarm circuit can be mounted in a 5" x 4" x 3" Minibox as shown in Fig. 2. Switch *S1* is mounted through a cutout on the front of the chassis, and the batteries (four D size cells are used here, but any 6-volt unit will do) are mounted on the inside wall.

The buzzer is shown mounted on a piece of 1½" x 3½" perforated phenolic board that also holds the other circuit components. However, any other convenient mounting arrangement will do.


Since the circuit layout is not critical, the parts can be mounted in any order to
(Continued on page 97)

\$2 INTRUSION ALARM

BLAST OF SOUND
GREET'S ANY UNWELCOME VISITORS



This innocent-looking thingumajig is a burglar alarm. Knock it over and it emits a raucous, honking noise. Secret of the alarm is a mercury switch.



The author used a metal strap attached to the horn and battery holder to mount the mercury switch. The cardboard ring, which permits the alarm to roll, is simply press-fitted to the tubular container.

THAT'S RIGHT! For a two-dollar bill you can build a portable, dependable, effective alarm. It gives forth with a strident honk whenever a door or window to which it is connected is opened or moved.

The heart of this warning device is the innards from one of those cheap (79¢) bicycle horns seen in auto supply and novelty stores. These horns consist of a very loud honker, a single "D" cell holder, and a push button. While you're in the auto supply store, also purchase one of those tubular cans of tire patching material.

Cut a 1/2" hole in the metal lid of the tubular can and solder the horn-battery unit to the inside of the lid. Then substitute for the horn button a glass tube mercury switch which is available from most electrical supply houses.* Attach the switch to the battery holder in such a position that the mercury closes the contacts and blows the horn when the unit is tilted from a vertical position.

When you place the alarm upright against a door (in the direction it opens), opening the door will knock the alarm over and sound a warning. If the door opens in the opposite direction, a length of string looped from doorknob to alarm will pull the alarm over. Similarly, a length of string from the alarm to a window will pull it over when the window is opened.

You can also attach the alarm to the door of a cabinet, the lid of a storage chest, a power tool you don't want moved, or anything of this kind. Its small size makes it very handy to take on trips (remove the battery first) for use on those poorly secured hotel and motel doors. And you'll probably think of many other uses for this two-buck alarm.

—R. L. Winklepleck

*Mercury switches are also available from Poly-Paks at about three for a dollar.

INEXPENSIVE INTEGRATED SOLID-STATE STEREO RECORD PLAYER

*Cool, compact amplifier
fits into record changer base*

By **JAMES E. ROHEN**

ONE MAJOR TREND these days in hi-fi circles is towards integrated sound systems in which all components are in one cabinet. This trek towards compactness has been considerably aided by the availability of small all-transistor amplifiers that run cool and sound good.

The push-pull amplifier used here has 10 transistors, measures only 8½" x 6" x 1½", puts out about 8 watts (music power), and has a frequency response of 30 to 20,000 Hz. It costs only \$19.95. According to the Burstein-Applebee catalog, the amplifier is marked down in price because of factory overproduction, and is a high-quality import. It requires only 10 volts a.c. for power, which can be obtained from a transformer selling for \$1.00. See Parts List on page 52.

Assembly. You can spend an evening assembling a compact integrated stereo record player and enjoy many years of record listening. All you have to do is drill a few holes, mount a few components, and solder a few connections. The completed unit is adaptable to AM and FM tuners, tape decks, etc.

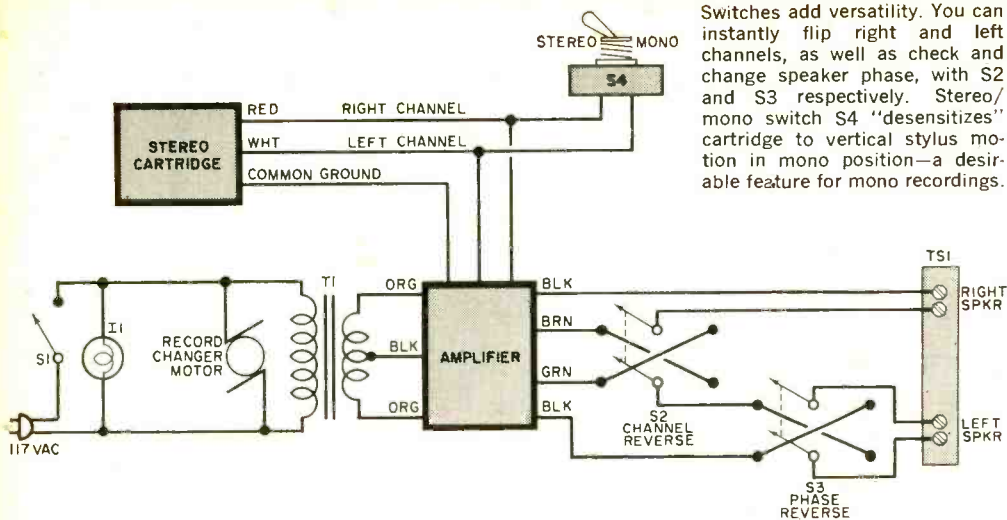


Connect the step-down transformer to the a.c. line through the record changer on-off switch to automatically shut off the amplifier after the last record has played. If you intend to connect a tuner to the amplifier, use a separate on/off switch to allow operation of the tuner without having the record changer running.

No dimensions are given for location of the holes in the changer base as different changers have different size bases, and different clearances inside the base. The bezel plate furnished with the amplifier can be used as a template for marking the position of the front panel controls. The transformer and other switches can be placed wherever they will fit. Before cutting any mounting holes, let the changer run through a change cycle to be sure that there is enough clearance between the amplifier and other components you install and the record changer mechanism.

Optional Features. A pilot light, and speaker channel and speaker phase reversal switches are optional items, but do much to enhance the record player's versatility and ease of operation. The wiring diagram shows how to hook up these switches.

The speaker channel reversal switch is handy when a friendly neighbor comments that the French horn is playing on the wrong side of the orchestra. The phase reversal switch enables you to quickly change the phase of the speaker in one stereo channel to agree with the phase of the speaker in the other chan-




Switches add versatility. You can instantly flip right and left channels, as well as check and change speaker phase, with S2 and S3 respectively. Stereo/mono switch S4 "desensitizes" cartridge to vertical stylus motion in mono position—a desirable feature for mono recordings.

PARTS LIST

I1—Pilot light (Drake indicator lamp, Tinnerman nut mounting)
 S1, S4—S.p.s.t. toggle switch
 S2, S3—D.p.s.t. toggle switch
 T1—Power transformer: primary, 117 volts;

secondary, 20 volts with center tap (Burstein-Applebee, Kansas City, Mo., 18B508, \$1.99)
 1—Push-pull amplifier (Burstein-Applebee, 30C27, \$19.95)
 1—Stereo record player



Solid-state stereo amplifier runs cool and is compact enough to fit into record changer base. Parts location is not critical, but adequate clearance for the changer mechanism must be provided. It's a good idea to run the changer through a cycle by hand in order to check clearance requirements.

nel. Proper phase is achieved when the sound is best.

A stereo-mono switch is also shown and is optional, but it can improve the sound from many mono records. When the switch is open, normal stereo operation is obtained. When the switch is closed, both channels are paralleled and

the cartridge becomes effectively insensitive to vertical stylus movement. (Vertical stylus motion on a mono record can cause undesirable responses in a stereo cartridge.) All wires leading to the cartridge and stereo/mono switch should be shielded and grounded at one end.

—30—



THE CONNUBIALY-ORIENTED COMPUTER OF OTTO TRONIX

Story and Illustrations
By CARL KOHLER

ONCE UPON a time and place there lived a chronically-shy person named Otto Tronix. Otto was exceptionally brilliant in things electronic but woefully lacking in confidence where members of the opposite sex were concerned. His pathetic shyness was due, in part, to the fact that—having been raised in an all-male orphanage—Otto's initial contact with girls hadn't been made until he was 34 years old. Consequently, long after he'd embarked on a highly successful career as a Communications Theorist, Otto's life was still a relatively lonely one.


As long as he was only conscious of matters electronic, Otto behaved beautifully—speaking articulately, impressively, and knowledgeably in a voice both cultured and pleasant. Faced by a member of the opposite sex, however, he instantaneously gave every sign of mental retardation complicated by symptoms of

mild terror and utter confusion, usually expressed in a staccato of squeaks that would've shamed a tenor mouse.

Otto's shyness threatened to restrict his entire future to long evenings devoted to sundry electronic projects, and his heretofore astoundingly brilliant work as a Communications Theorist began to show his inner stresses and strains. Many were the days when he was actually *slow* in differentiating a standard Hydronics Velociter from a simple 75-meter loading coil.

Finally, when Otto was thinking seriously about investigating the possible need for trained Communications Theorists in monasteries, a Good Friend inadvertently brought a solution to Otto's morbid and seemingly hopeless situation.

"You oughta try one of them Scientific Marriage outfits, man," the Good Friend babbled happily. "That's how Emma and



A good friend inadvertently brought a solution to Otto's seemingly hopeless situation.

me found each other! It's the *only* way to find a wife nowadays! Takes all the blind chance outa the whole bit, y'know?"

"It does?" Otto murmured.

"Sure! According to the Scientific Selection File on our Correlation & Validation Ratios, me and Emma got it *made* in all them areas where it really *counts*! I mean, like there's no gnawing-type doubts about *our* Dominant Leadership and Dependent Suggestibility Factors! We *know* where we stand in all that old static, man!"

"You're pretty happy, huh?" Sheer envy flowed through poor Otto's love-starved emptiness.

"Naw, we *loathe* each other, but a grand's worth of Statistical Analysis, Probability Graphs, and Interpersonal Compatibility Audits say we're *right* for one another—and who's gonna argue with them psychology experts now that the bill's paid?"

It gave Otto pause for thought indeed.

So enchanted was Otto by the possibilities this concept excited within his technically alert mind that he immediately applied for his annual vacation and retired to his dwelling—a garish apartment house in one of the better Southern California neighborhoods—where he be-

gan sitting moodily beside the huge, dollar-sign-shaped pool under the smog-filtered sunlight, cogitating upon the idea of, perhaps, building a Computer that would eliminate the time and testing factors while offering the swiftest, most efficient method of locating the *right* girl to share his life. He knew his Computer would have to be a radical departure from all the commonly accepted notions of Scientific Marriage Investigating—mainly because Otto was not only terribly shy, he was also militantly independent and more than a little original.

"By heavens," he muttered determinedly, "my *Tronix Tru-Luv Tester* will revolutionize the entire field—if it works! It'll not only select the *right* kind of *wife* for me but it'll also provide me with the *right* kind of *profits* from leases and royalties! A winning combination if I ever saw one forming within the unprinted circuits of my mind!"

To celebrate the emergence of this brilliant idea, he poured himself a generously-fortified drink, and was gleefully sipping it when the luscious and outrageously constructed Redhead who occupied the apartment opposite Otto's came switching into the patio, moving more hippily than nature had intended she should but inspired by the sight of Otto sitting poolside. Otto froze at the sight of *her*.

"Hi, *Genius-boy!*" purred the Redhead. "Looks like you've decided to come out of your shell and join the human race. Which is just *marvy* because I've had eyes for the likes of *you* ever since you set foot on the premises!"

She stopped, a mere twenty feet distant, but still *moving* here and there in a manner of speaking.

"GUK!" said Otto, blushing furiously.

"Man, that's the *wildest* thing I've ever heard!"

"GUK-GUGGITY-GUK!" Otto politely stuttered, his twitching vocal chords fighting desperately to convey the blazing sense of welcome her presence sparked, and failing to accomplish more than spewed nonsense sounds.

"You're *cute!*" the Redhead decided aloud, gliding toward him. "Mysterious, too!"

"G-G-GUK!" wailed Otto, sprinting for the safety and silence of his own

apartment, where he huddled in convulsive despair and misery.

Burying himself in the labor of building the Computer helped ease his shame and the pain of loneliness as well as accelerate the construction process—and the entire unit was completed in less than a week. Consisting of items and components chosen from the depths of Otto's fantastic wellspring of electronic know-how—which had been gradually seeping into his consciousness from the long-ago day when he'd created a carbon resistor from pencil leads and old dry-battery anodes to the recent past when he'd received a special company award for his thoughtful paper, "Generating Plasmonic Signals Via the Use of Denture Plates"—the *Tru-Luv Tester* closely resembled a hi-fi set that thought itself a commercial jukebox. Which was not accidental since mass-production problems were clearly alive in Otto's planning throughout the entire designing period (ten hours spent hunched over a breadboard propped against a stack of books such as *Super-Advanced Boolean Algebra For Restless Neurotics*, *Galena Crystal Theory & Application For Those Who Refute Current Practices*, and *Servomechanisms Are Something Else If Improperly Installed*).

Operational procedure was simplicity

itself. Once a subject was positioned before the *Reception Screen* and a button depressed, activating a *Receive System*, the *Tester* scanned the subject—electro-optically and electro-telepathically absorbing every aspect of the subject until the subject's personality and appearance factors had been fully established—and then automatically converted to an *Analyze System*, sending the information through sundry channels until the factors had been coded, recoded, decoded, evaluated, compared to norms installed previously (Otto's tastes and hopes), and diverting the refined data to myriad Memory Banks for future reference. At this point the *Tester* competently turned itself off.

When the *Transmit System* button was depressed, the *Tester's* built-in Audio-Expression mechanisms immediately began delivering salient facts from the Memory Banks, routing them through the Risk Calculator and the Interpersonality Capacitor, and eventually sending immensely condensed evaluations over a series of interlocking circuits to the *Phase & Phrase Selector* which was cunningly adapted to the *Audio-Expression Speaker* which, in turn, broadcast aloud clear-cut statements of scientific opinion.

Otto now tested the *Tester* by slyly depressing the *On-Receive* button short-

(Continued on page 95)



"All I have to do now is . . ."

Otto stopped dancing.





BUILD THE MUSETTE

*A true high-fidelity
multichannel
musical kaleidoscope for
home entertainment*

By DONALD E. LANCASTER

MORE COLORFUL than a performance of Swan Lake by Disney's spectacular dancing waters . . . more vibrant than any Discotheque party you've seen . . . "Musette," the color organ *par excellence*, swings and sways as it interprets your favorite tunes in delightful kaleidoscopic animation.

Unlike most low-cost, low-power, photocell-operated color organs (see article in POPULAR ELECTRONICS, March, 1965, p. 43), Musette is truly a high-fidelity, high-power instrument. It separates the applied audio from your hi-fi amplifier, AM, FM, or FM stereo receiver into component frequency bands (hereafter called channels). Five such channel separations are provided to cover the full frequency range (see Fig. 1).

The output from each of the five chan-

nels can operate up to a 150-watt color purity spotlight to put on a spectacular dancing performance indoors on your wall or ceiling, or outdoors on a special display. For, Musette plays tunes in lights—instead of sounds—by translating the pitch, rhythm, and loudness of speech or music to corresponding variations of color, hue, and brightness.

As a five-channel spotlight control center, Musette can be used for dance hall or patio decoration, as stage lighting for the "Little Playhouse," or as an advertising and sales attraction.

If you are willing—and able—to tackle a really advanced project, and can afford to lay out the 80-odd-bucks for materials alone, the building of Musette should prove to be a rewarding experience. If, on the other hand, you can't swallow

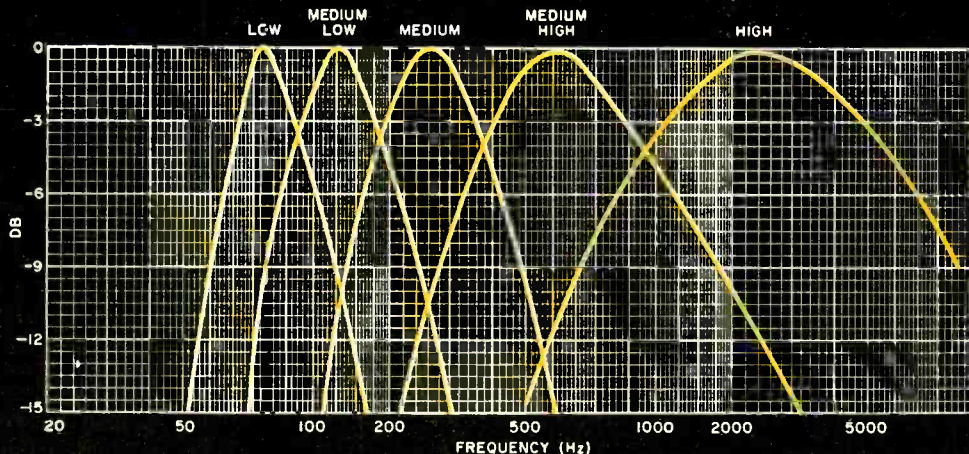


Fig. 1. These frequency response curves show the relative attenuation of each band of frequencies in the audio spectrum. The low channel can be omitted, if desired, with little effect on overall performance.

COLOR ORGAN



the high price tag in one gulp, you can still bite off, build, and use the unit one channel at a time, adding more channels when money and time permit.

For maximum utilization of the organ while building, you should start with the *high* and *medium* frequency channels. These channels cover a relatively wide range of instruments. Then you can tackle the *medium high*, *medium low*, and *low* channel, in that order.

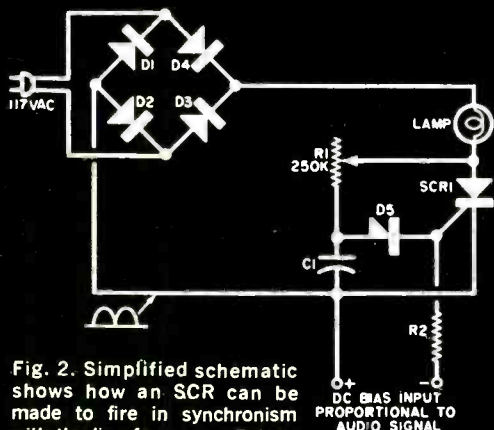


Fig. 2. Simplified schematic shows how an SCR can be made to fire in synchronism with the line frequency. Pulsating d.c. acts as trigger pulses.

Simplified Circuit. To understand the inner workings of Musette, first consider the simplified lamp control circuit of Fig. 2. A lamp in series with a silicon-controlled rectifier (*SCR1*) makes up the load across the output of a full-wave rectifier (*D1* through *D4*).

The SCR that controls the lamp is triggered by a pulsing circuit consisting of avalanche breakdown (trigger) diode *D5*, a capacitor charging circuit (*C1-R1*), and biasing resistor *R2*.

When the charge on *C1* reaches 30 volts, trigger diode *D5*, interposed between the charging capacitor (*C1*) and the SCR gate, switches on, causing the capacitor to discharge and trigger the SCR. The ratio of *on* period to *off* period, and thus the average brightness of the lamp, is determined by the adjustment of *R1*, which establishes the charging time of *C1*. Thus, if *D5* turns on the SCR at the start of each half cycle, the lamp will stay on longer than if the SCR is turned on later in that half cycle.

Now, if a negative voltage is applied to the cathode side of *D5*, the effect will be to pre-bias the diode so that it conducts and triggers the SCR earlier during each half cycle. The greater the negative bias, the earlier the SCR will be turned on, and the longer will be the *on* cycle that applies power through the lamp. Initially, potentiometer *R1* is adjusted to set the lamp at a minimum brightness level. Then, any varying negative voltage across *R2* will produce a corresponding variation in brightness levels.

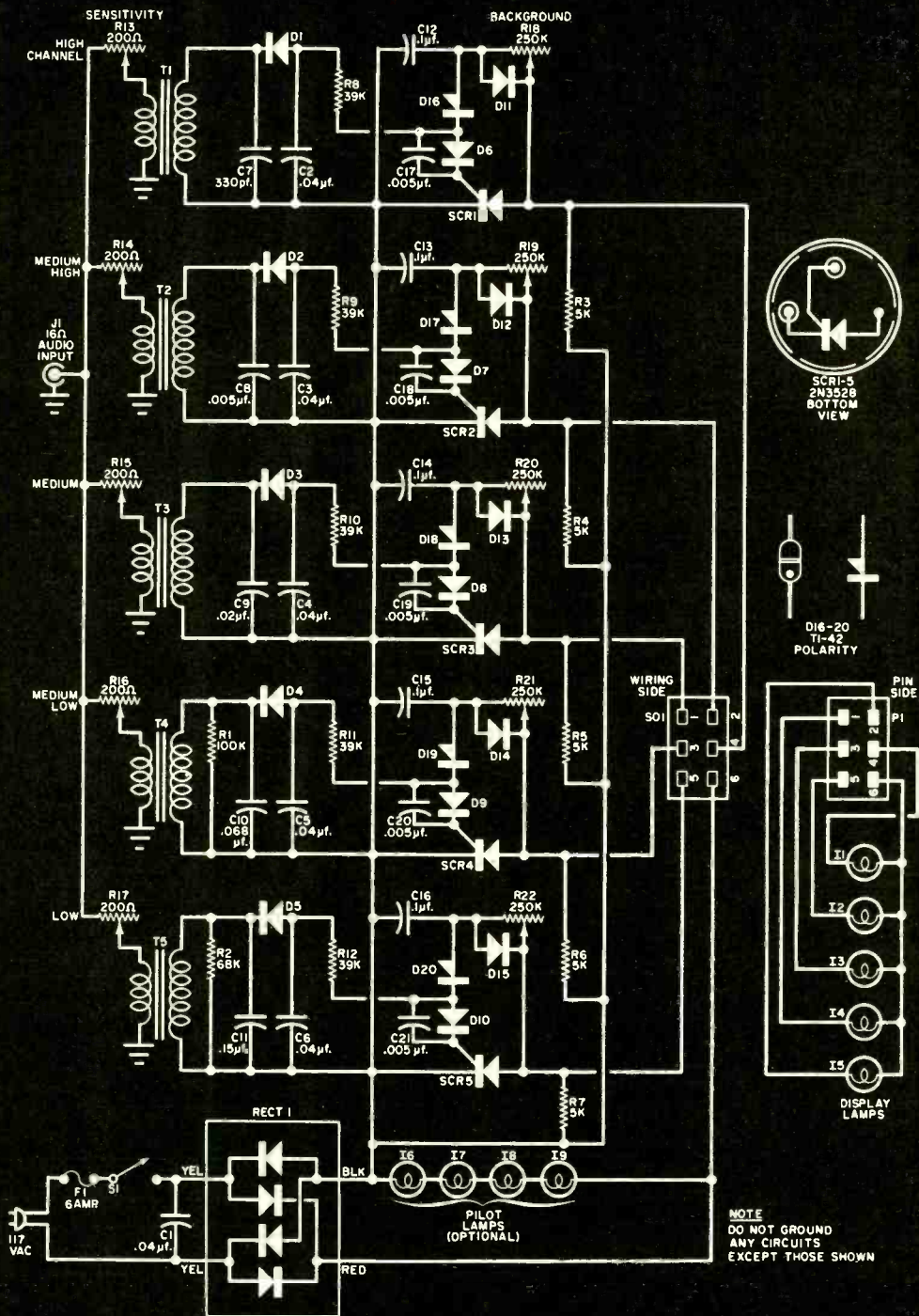


Fig. 3. Overall circuit of five-channel color organ is made up of five basic circuits easily identified by individual input transformers (T1 through T5). Each circuit operates its own display lamp.

PARTS LIST

- C1-C6*—0.04- μ f., 200-volt Mylar capacitor
C7—330-pf., 600-volt disc capacitor
C8, C17-C21—0.005- μ f., 600-volt disc capacitor
C9—0.02- μ f., 200-volt Mylar capacitor
C10—0.068- μ f., 200-volt Mylar capacitor
C11—0.15- μ f., 400-volt Mylar capacitor
C12-C16—0.1- μ f., 200-volt Mylar capacitor
D1-D10—1N4001 silicon diode (or equivalent)
D11-D15—1N4003 silicon diode (or equivalent)
D16-D20—Texas Instruments T1-42 pnp trigger diode, or Motorola MT 30 trigger diode
F1—6-ampere fuse (and fuse holder)
I1-I5—117-volt, 150-watt interference filter spotlight (General Electric PAR38 DICHIRO-COLOR in red, orange, yellow, green, and blue, priced at \$4.98 each, and available from electrical supply houses—or any combination of incandescent 117-volt lamps not exceeding 200 watts per channel nor less than 10 watts per channel)
I6-I9—28-volt pilot light (GE 313)—optional
J1—Phono jack
P1—6-prong, high-current cable clamp plug (Cinch Jones P-306-CCT)
R1—100,000-ohm, 1/2-watt resistor
R2—68,000-ohm, 1/2-watt resistor
R3-R7—5000-ohm, 5-watt wirewound resistor (Ohmite 995-5B-5000 or equivalent)
R8-R12—39,000-ohm, 1/2-watt resistor
R13-R17—Centralab TT-2 potentiometer, 200-ohm Twist-Tab mount, linear taper
R18-R22—Centralab TT-50 potentiometer, 250,000-ohm Twist-Tab mount, linear taper
RECT 1—10-ampere, 200-volt, single-phase, full-wave bridge rectifier assembly (Motorola MDA 962-3 at \$4.85—no heat sink required)
SCR1-SCR5—2N3528 silicon-controlled rectifier (RCA), 1.6 amperes, 200 volts
SO1—6-prong, high-current socket (Cinch Jones S-306-AB)
S1—S.p.s.t. slide switch, 6 amperes, 100 volts
T1-T5—Thordarson 24S54 audio output transformer: primary, 15-20,000 ohms; secondary, 3.5 ohms, 5 watts (do not substitute)
1—8" x 6" x 4 1/2" cabinet (LMB CB-2, available in grey, brown or black)
1—Set of Tenite translucent knobs (10 knobs colored red, orange, yellow, green, blue, and milky white)—optional*
1—6 3/4" x 2 3/8" printed circuit board**
1—7" x 3 3/4" x 1/2" aluminum sheet (for bracket)
 †—Bayonet pilot light sockets (Lecraft 7-11)
 Misc.—1/4" high spacers (4), 3/4" high spacers (8), #6 hardware, pop rivets, line cord (minimum 6-amp. rating), Heyco strain relief, wire, solder, display cable (Belden 8-467), swivel-type outdoor sockets for display lamps, plywood base and junction box, display materials, reflectors or diffusers, 6-terminal strip

*Set of 10 knobs available for \$3 postpaid from Musette, c/o Arthur Emerson, 4229 1/2 N. 23rd Ave., Phoenix, Arizona 85015

**Etched and drilled fiberglass circuit board (less parts) available for \$3.50 postpaid from DEMCO, Box 16297, San Antonio, Texas 78216

In practice, this negative voltage is obtained from a rectified and filtered audio signal by an action similar to that which produces the a.v.c. voltage in an AM receiver.

Actual Circuit. Now, let's look at the overall schematic of the five-channel color organ (Fig. 3). Each channel is identified by a separate input transformer (*T1* through *T5*).

Except for the fact that each channel responds to a different portion of the audio spectrum, and thus each colored light represents a specific band of frequencies, all the channels operate in the same manner. Therefore, it will suffice to explain how a single channel operates. To make matters easy, let's discuss the channel at the top of Fig. 3. This happens to be the *high* channel.

Potentiometer *R13*, in the primary of input transformer *T1*, is used to adjust the sensitivity of the channel. Capacitor *C7*, together with the inductance provided by the secondary of *T1*, forms a parallel resonant bandpass filter. The audio across *T1* is rectified by *D1* and filtered by *C2* and *R8*, a changing negative voltage that is applied across *R8*

to prefire *D16* and vary the brightness of the spotlight in the anode circuit of *SCR1*. Diode *D6* and capacitor *C17* isolate the negative voltage from the SCR's gate. All other components operate as described for Fig. 2.

Operating power is obtained from the a.c. line, and rectified by the diodes forming the full-wave bridge rectifier. Pilot lamps *I6* through *I9* provide illumination for the special translucent knobs used in the project. The display lamps (*I1* through *I5*) are connected in series with their respective SCR's through plug *P1* and socket *SO1*.

If you are an old pro and can wire directly from a schematic diagram, you may—but need not—use a printed circuit board for component layout. Actually, the only advantage you get from a printed circuit board is the elimination of point-to-point wiring which usually requires more layout space. Since space is not likely to be critical in this instance, you may prefer to lay out and wire the small components on a perforated phenolic board, or even on a metal chassis if you are careful to isolate the power circuits from the chassis, and ground only those circuits that are

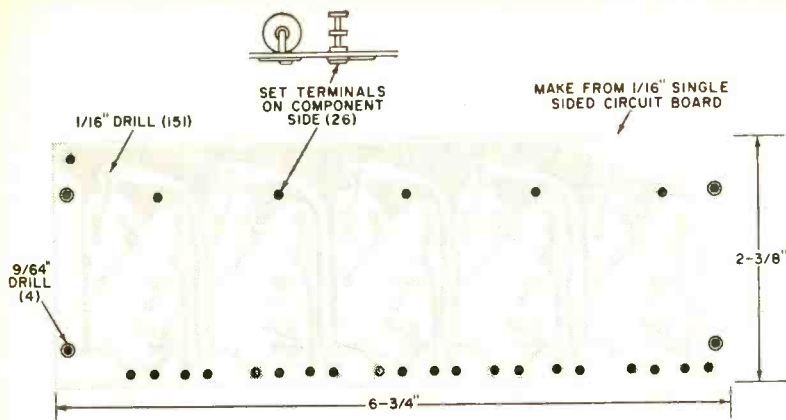


Fig. 4. Printed circuit board showing overall dimensions and drill sizes for all holes required.

shown grounded in the diagram (Fig. 3).

If the author's design is followed, you will come up with a presentable unit that will work just as well as it looks. But you can vary the packaging, as preferred, without any degradation in the performance of the unit.

Whatever you do, *don't* substitute any other type of input transformer for *T1* through *T5*, and be sure to use the exact value of capacitors specified for *C1* through *C7*. The reason is that each transformer and its corresponding tank capacitor comprise a parallel resonant circuit which determines the frequency bandpass of each channel.

Construction. You can start construction with the circuit board, which should

be etched and drilled as shown in Fig. 4. If you prefer, you can buy this PC board (see Parts List). Mount the components on the PC board as shown in the layout guide (Fig. 5), and then put the board aside temporarily.

Cut and form an aluminum mounting bracket for the controls and pilot lamps as shown in Fig. 6. Both the dimensions of the bracket and the spacing for the mounting holes are determined by the chassis enclosure selected.

After mounting the controls and the pilot lamps on the bracket, install the bracket on the chassis, following the spacing shown in Fig. 7. Carefully measure the shaft positions, and drill or punch out the front panel holes to accommodate the potentiometer shafts. If

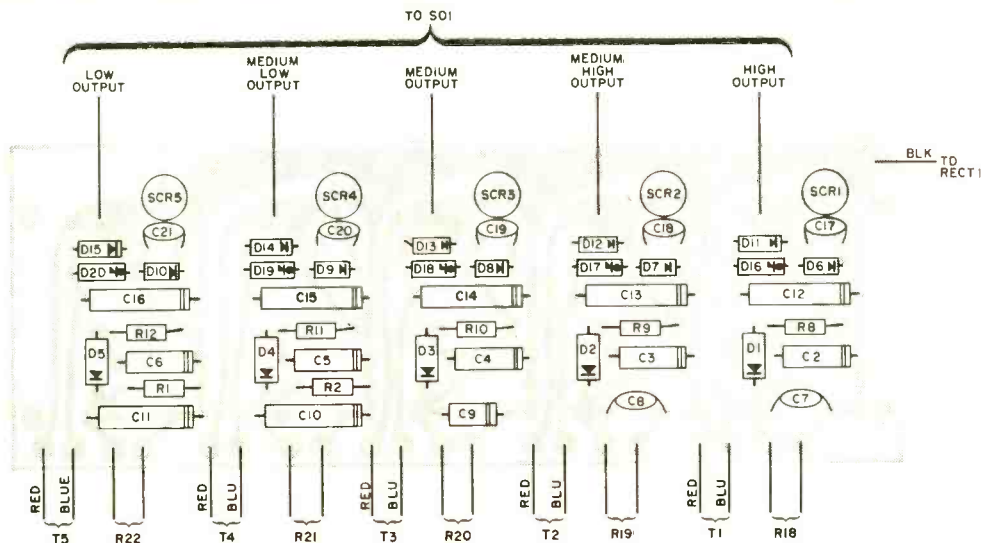


Fig. 5. When mounting parts on the printed circuit board, be sure to position the diodes with the polarity markings as shown. Also, make all input and output connections from terminal pins on the circuit board.

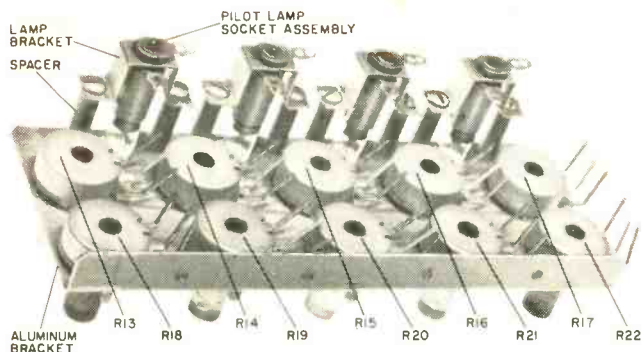


Fig. 6. The pilot lamps and controls are first preassembled on the aluminum bracket which is then mounted 5/16" behind the front panel.

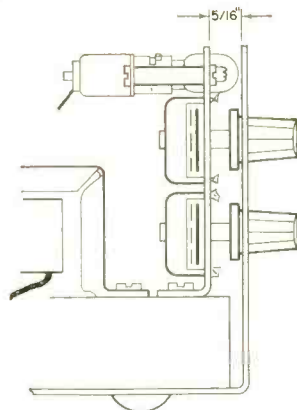


Fig. 7. Be sure to allow indicated spacing between aluminum bracket and instrument's front panel, to clear the pilot lamps.

you plan to use the recommended Tenite translucent knobs, bear in mind that each hole should be slightly larger than the knob diameter.


To avoid costly errors when drilling the front panel holes, make a cardboard template to use as a drill guide once you have verified all the dimensions. If you decide not to use the special knobs, make the front panel holes just large enough for the shafts. (In this case, the pilot lamps may be unnecessary.)

Finally, drill the mounting holes for the power switch in the front panel. If you don't have a rectangular punch, you can make the rectangular switch cut-out by first drilling a large enough hole, and then filing the hole into a rectangular shape as required.

Now turn to the rear panel and determine a suitable layout for the input and output connectors (*J1* and *SO1*), the fuse holder, and the line cord strain relief. From Figs. 8 and 9 you can determine the best place to mount the full-wave bridge rectifier, as well as resistors *R3* through *R7* which are installed on the inside of the rear panel. Observe the mounting position of the terminal strip.

Install the circuit board on the chassis (see Fig. 8) using four spacers. The transformers are secured to the top surface of the chassis, between the front

Fig. 8. This fully assembled unit shows printed circuit board mounted on four standoff spacers. Run all point-to-point wiring to the controls and pilot lamps before installing the transformers.






Fig. 9. Rear view of color organ with cover removed shows fuse holder F1, input jack J1, and color lamp receptacle SO1.

panel and the circuit board, with #6 hardware.

After all the parts are installed, you can begin the point-to-point wiring. Start with the power circuit by completing the connections on the rear panel. Then wire up the four pilot lamps in series as shown in Fig. 3. Wire the transformer and potentiometer leads next. After you have made all connections shown in the schematic, start testing out the instrument.

Testing. With the power switch set to the *off* position, connect an audio line from the output of your amplifier (across the speaker voice coil or the 16-ohm speaker terminals) to the input jack (J1) on the rear panel.

Measure the voltage, in turn, across capacitors C2 through C6. Depending on the input voltage from the audio ampli-

fier, and the setting of the respective *SENSITIVITY* potentiometers (R13 through R17), the voltage across each capacitor should be somewhere in the range between -1 and -16 volts.

Best operation is usually obtained with the sensitivity control set approximately $\frac{1}{8}$ of the way up from minimum resistance. In any case, avoid turning any of the pots all the way up as this will only overdrive the channel.

After testing and adjusting the sensitivity of each channel, disconnect the audio input. Finally, connect a 25-watt incandescent test lamp from the *hot* lead going from output receptacle SO2 to the anode of one of the SCR's. Apply input power and vary the corresponding *BACKGROUND* potentiometer (R18 through R22) to check the operation of the channel under test. The lamp should glow smoothly from minimum brightness to full brightness. Then set the potentiometer for minimum brightness. Check each of the remaining channels in the same manner.





Fig. 10. The individual color spotlights which make up the display can be arranged on a common baseboard as shown for reflected or diffused projection.

Preparing a Display. A typical display arrangement is shown in Fig. 10. It is made up of five swivel-type outdoor spotlights mounted on a sheet of 13" x 27" x $\frac{3}{4}$ "-thick plywood. The size of the board can be varied to suit specific applications. If the lamps are to perform inside a display, you can use either diffused
(Continued on page 98)

IS PLASMONICS FOR THE BIRDS?

NO, IT'S FOR PICKING UP FISH TALK



HERE'S AN EXPERIMENT that's really wild. The man sez that fish—of all things—broadcast weird sounds in their own mumbo-jumbo lingo that you can pick up on a homemade Hydronics receiver costing less than ten bucks.

Who's the man? Wallace L. Minto, the Sarasota, Fla., scientist whose discoveries in Hydronics and Plasmonics were presented in the March, 1966, issue of *POPULAR ELECTRONICS*. According to Minto, the receiver will pick up signals in any body of water that has fish in it, if used during the time of day when fish are "broadcasting."

To pick up fish broadcasts on their self-assigned frequencies—170 Hz to 28 kHz—all you will need besides the re-

By **JOHN D. DRUMMOND**

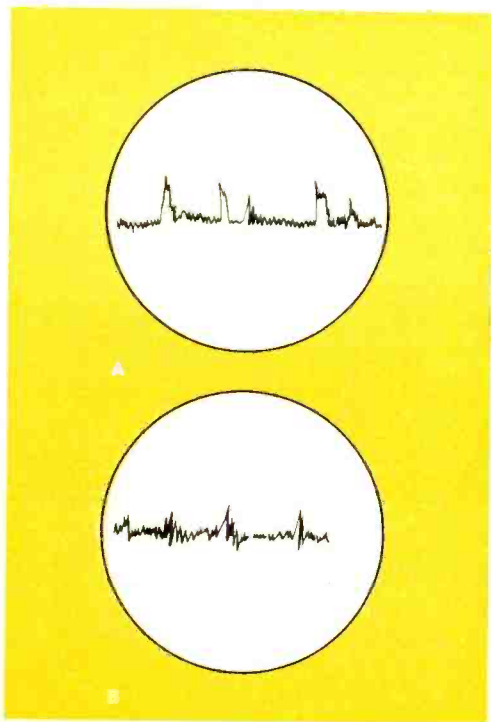


Fig. 1. Though these "pips" look like range marks or targets, they are not returns from a radar A-scope. The jumble in (A) shows the "ping" sounds that some types of fish make. In (B) is another kind of fish "chatter" which resembles plain grass.

ceiver is a special antenna which is easily built from small copper plates. You will see later that antenna orientation is important—not because the signals are directive, but because hydronic signals travel coaxially toward the antenna.

Basic Principles. The strange sounds that fish make when they are "talking" to one another are referred to—scientifically—as hydronic signals. Fish, of course, also possess other sensory abilities and can communicate with one another in different ways. For this reason, you may not pick up hydronic signals every time you stick an antenna into the water.

For example, when the fish are resting in a brightly lit environment, where nothing much is happening, they usually turn off their transmitters and just take it easy. Limited broadcasts also occur during other unfavorable environmental conditions—such as sudden temperature changes. According to Minto's research—which includes experiments with over 130 species of fish—noise, low tide, or even a storm can alter their transmitting schedule as well as their broadcast frequencies.

Fish emit two basic types of signals: one can be called a *ping*, and the other a *chatter*. When observed on an oscilloscope, the *ping* has the appearance of the characteristic echo return on a radar "A" scope, as in Fig. 1(A). Notice that the *ping* starts out at a peak ampli-

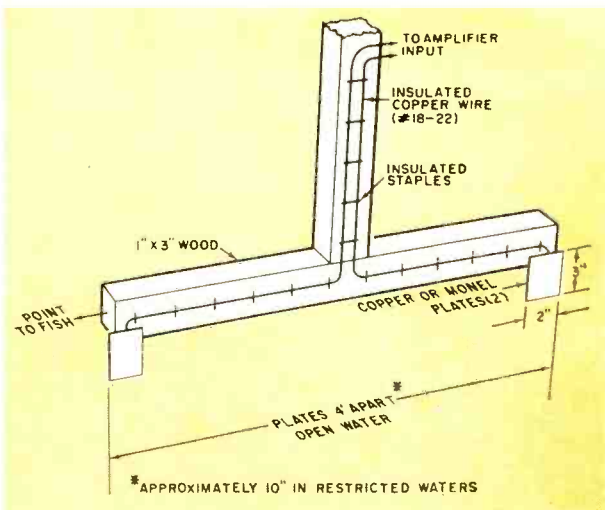


Fig. 2. Homemade dipole antenna uses wood spreader for pickup plates. Approximate dimensions are given, but try different dimensions for best results. Keep in mind that the whole thing may not work at all, in which case you'll pick up nothing but silence.



Both the Hydronics receiver and its speaker can be housed in the same cabinet, as shown here. For concentrated listening, a microphone jack can be used.


tude and decays uniformly. The *chatter*, on the other hand, is an intricate multiple-modulation waveshape that defies description, as shown in Fig. 1(B).

Plasmonics expert Minto detects an interesting correlation between the waveshapes of the fish signals and their activity, and states that, with few exceptions, the majority of fish species emit both characteristic signals on the same carrier frequency.

The Equipment. The Hydronics receiver is nothing more than a broadband audio amplifier rigged up with a special antenna. But, for some unexplained reason, the only amplifier that is supposed to work is a Lafayette 5-transistor job which sells for \$6.95 (99 R 9037). However, if you have a Birnbach 5-transistor amplifier, give it a try. There's no reason why any low-noise, moderately high gain audio amplifier will not work—especially if you eliminate a.c. hum by using batteries and transistorized circuits. Directions for suitable hookups come with the amplifiers.

The antenna is attached directly to the input of the amplifier. If you are using an amplifier that has more than one input, connect the antenna to the input which provides the greatest gain.

You can use either a single-element antenna—made of one copper plate—or a dipole antenna with two plates separated by a T-shaped wood bar (Fig. 2). For use in labs and aquaria, the single-element antenna is said to provide reasonably good results, although the signal will be weaker than with the




Simplicity of the receiver is seen from this rear view. It has a 5-transistor audio amplifier mounted under the chassis, and a speaker or headphones.

dipole. In open waters, the dipole provides a greater range. In salt water, further signal improvement can be obtained by using an input transformer between the antenna and the amplifier.

When the dipole antenna is used, the end of the wood should be pointed towards the expected signal source. When the single-element antenna is used, the plate is turned in different directions until a signal is picked up.

The best way to hear fish emissions is to first record them on tape at, say, 15 ips, and then play back at the much slower speed of $1\frac{1}{8}$ ips. This procedure also allows you to observe and study the waveforms oscillographically.

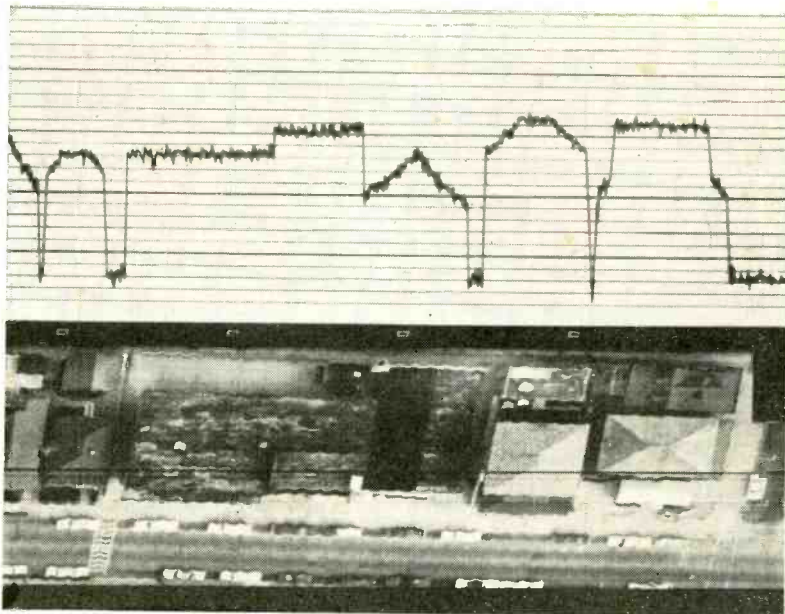
If your rig works, tell us about it. If not, forget it.



ZERO-BEATING THE NEWS

TERRAIN PROFILING—

The "Geodolite" is a laser distance measuring device that has an accuracy of a small fraction of an inch per mile. Developed by Spectra-Physics, it uses a modulated light beam from a continuous-wave gas laser and provides analog or digital readout of phase difference comparisons between transmitted and returned beams. At right, the chart shows a profile (along the horizontal black line in the photo) of a row of houses recorded while flying over Atlantic City at a speed of 180 knots and at an altitude of 600 feet.



LOOK, NO ELECTRODES!—An instrumented chair developed by Philco Corporation monitors vital body functions while the "patient" sits comfortably with her hands on conductive armrests. The upholstery of the chair contains a series of electrical pickups which serve the same purpose as strapped-on electrodes.



LOST AT SEA?—Containing transistorized microcircuits fabricated by ITT Federal Laboratories, miniature "Omega" receiver enables a ship to determine its location within half a mile at a distance of 5000 miles. These receivers are being built for use on U. S. Navy vessels around the world.



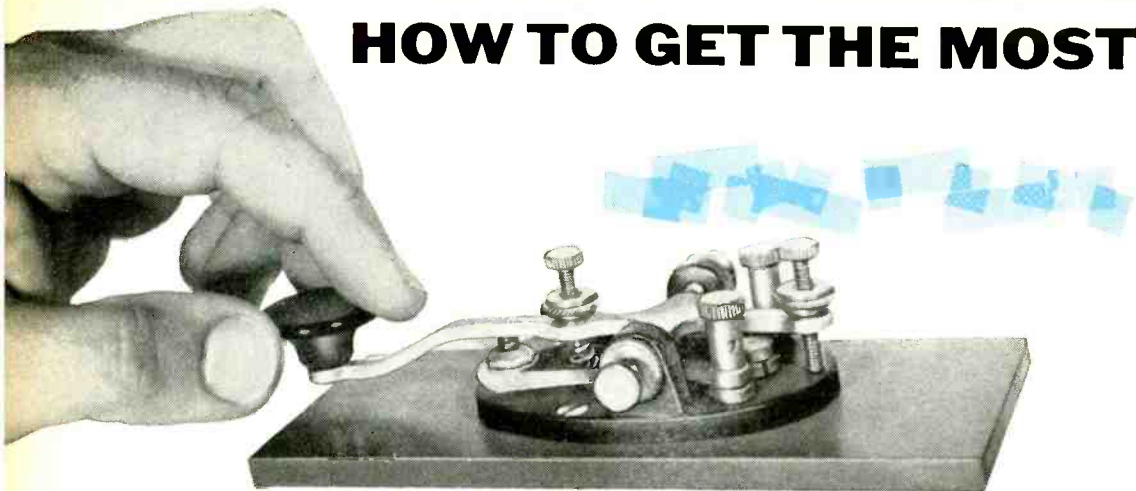
GIANT RUBBER NOSE—Big as a bungalow, and weighing nine tons, rubber nose attached to keel of U.S. Navy Destroyer "Willis A. Lee" is actually a giant sonar dome which protects sensitive sonar equipment housed below ship's water line. Made by B. F. Goodrich Aerospace and Defense Products, the dome has inch-thick rubber walls with acoustical properties similar to those of sea water, permitting sound to pass through with minimum distortion.

PORTABLE TV RECORDER—Now in production at Westel Company, Redwood City, Calif., is the world's first portable, battery-operated tape recorder. It weighs only 30 pounds including vidicon camera and power/recording module, and it will shoot 30 minutes of broadcast standard video with on-location audio.


PUSH-BUTTON MEALS—Hot dogs, cheeseburgers, fried chicken, milk shakes, etc., are prepared automatically—to order—by American Machine & Foundry Company's new "AMFare" system. A computer called "ORBIS" (for **OR**dering and **B**illing System) receives customer's order, prints check, directs food and drink producing machines.



HOW TO GET THE MOST



As with a musical instrument, with practice you can make the air waves sing



By **MARSHALL LINCOLN**

IF YOU operate in the amateur CW bands, you know that the sounds of the Morse code sent by many hams bear only a slight resemblance to the precise signals sent during the W1AW code-practice transmissions and those on your code records or tapes. Many operators fail to observe proper spacing between letters in a word and spacing between words. IF YOU ARE LUCKY THEIR SENDING IS AS EASY TO READ AS THIS LINE OF TYPE. Other hams are apparently "rock and roll" fans. Some dashes are long; others are short. One word is sent fast, the next word is sent slow; or their dashes are sent at a sedate 10 wpm, but their dots rattle in your headphones at 30 wpm.



You have undoubtedly complained about these and other sending faults, but are you sure that other hams aren't just as unhappy with your sending as you

are with theirs? Before denying such a possibility, you should tape a sample of your transmission and then about a day or two later, listen to a replay of the tape. If you can copy your own fist, chances are you are in good shape. But if it sounds like a lot of garbage, or you swear that it isn't you, or that you think your tape recorder distorts your signal, then you are eligible for membership in the fraternal order of Unfriendly Fists Anonymous.

Possibly, if all of us took a more critical look at our own sending, there would be fewer unanswered calls. Let's briefly review the rules for good sending and take off from there. Like a spoken language, the Morse code is a coherent combination or grouping of sounds that make up a letter, word, or phrase. The letter "V" is not just three dots and a dash—it's more like the opening bars of Beethoven's Fifth Symphony.

Learn To Receive First. The experts generally agree that you should *first* learn

OUT OF YOUR KEY AND BUG



to receive *before* you begin to send. If you start using a key before you know what good code sounds like, you're likely to form some bad habits which you'll have to un-form later.

Where's a good place to find good code sounds? Probably the best is on the air—from a station sending CW from punched tape. This "machine code" is usually perfect, since it is untouched by human hands. Even if it's too fast for you to read most of it, you should be able to catch enough characters to sense the rhythm, and proper combination of sounds. Code practice records and tapes are also sources of good sound, and they better serve your purpose because they start with slow speeds, say 2 or 3 wpm, and work up to speeds of 20 or 30 wpm, or more.

Once you have learned to receive at least 5 wpm, you are ready to hook up a key to a code-practice oscillator and begin to learn how to send. The trick is to imitate as closely as possible the perfect code you've been listening to. No one

expects you to measure off each *dit* and *dah* you send to be sure they fit a master plan, or timing sequence of dots, dashes and spaces. Such a plan is illustrated above; if you keep it in the back of your mind, it will help you considerably.

The length of the *dit* is the basic unit or time element. A *dah* is equal in length to three *dit*'s. Spaces between *dit*'s and *dah*'s equal one *dit*. Spaces between letters in a word equal three *dit*'s, and spaces between words equal seven *dit*'s.

Key Adjustment. Your task will be easier if your key is properly adjusted. A good rule of thumb recommended for beginners is to set the gap adjustment screw on the key to obtain about $\frac{1}{16}$ " space between contacts. More experienced operators prefer less spacing. The smaller the space, the less distance your fist has to travel. But trouble begins and erratic and garbled sounds become the keynote when the gap is made too small.

Spring tension should be adjusted to obtain comfortable but positive action.

If the tension is set too stiff, you will tend to clip your *dit's* and *dah's*; they will sound staccato—like a machine gun, instead of like a rhythmic language. Also, too much spring tension is likely to give you a quick dose of hand fatigue. If the spring tension is too light, your characters will have a tendency to run together.

Your Operating Position. There's an old axiom that says something to the effect that if you slouch down in your chair, your code will automatically become as sloppy as your posture. Sit up straight; not stiff as a ramrod, but comfortably erect. Put both feet flat on the floor.

Rest your forearm, right up to your elbow, on the table, straight back from the key. Not enough room on the table for that much arm? Then move things around so that there is room. You're arm acts as a support for your wrist.

Your wrist is used as a lever, and it should not rest on the table. When in action, it bobs up and down slightly. Most of the action takes place in the wrist itself, causing your fist to move the most. Your fingers, once they grip the key, do not move around as if you were playing the piano or a violin.

The right way to grip the key knob, like the right way to adjust the key, is whatever way helps you to send good code comfortably. The way generally re-

commended is to have your thumb, first finger, and middle finger surround the knob as shown on p. 68. Your third and fourth fingers are allowed to rest in a relaxed position curled partly into your palm. Your fingers grip the key gently, and at all times.

Keep your wrist flexible. Don't let it tense up. When you press down to close the key, your wrist should spring *up* slightly. When your fingers come up with the key, your wrist should move *down*. Sounds backwards at first, but with a little practice you'll get the swing of it and find that it's quite comfortable.

Tips on Sending. Here are a few words of wisdom from the experts.

Don't rush your *dit's*. Keep the spaces between them the same length as the spaces between the *dah's*.

Don't send choppy code, with the *dit's* and *dah's* clipped. Just let 'em roll out at a smooth, even pace.

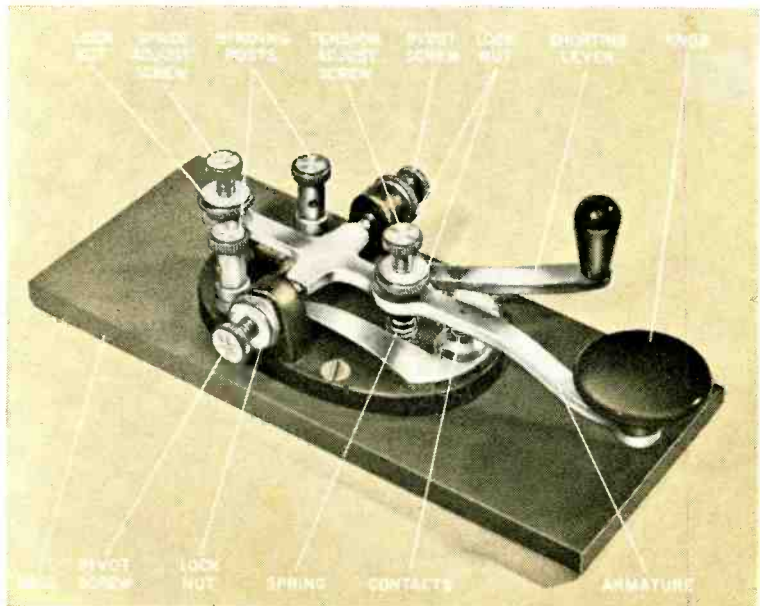
Don't force yourself to send fast. Your speed will build up gradually as you get more practice.

Don't try to send faster than you can receive.

Do take pride in your sending. Your reputation will be no better than the quality of your fist.

So You Want To Man a Bug. Well, there's certainly no harm in it. A lot of

The more you know about the key, the more you will get to like it. Adjust it properly, and treat it firmly, squarely and with authority. How you adjust the key is largely a matter of preference, but there are some basic guide lines to help you. See text.



very capable operators do just that. But, don't rush this step like too many fellows do. Don't believe that all hot-shot operators use a bug and you'll never amount to anything if you don't use one too. It's awfully easy to make a pest of yourself on the air with a bug if you don't know how to use one properly. As a general rule, you shouldn't use a bug on the air until you are able to send and receive at least 13 wpm.

Here's what the Air Force, in its tech manual on Morse code, says about sending with a bug, "The bug is designed to make sending easy rather than fast, and perfect control of the bug is far more important than speed."

A bug relieves you of the work necessary to form more than one *dit* in a sequence of *dit*'s. All you do is move the bug paddle to the right and hold it there. The reed vibrates and whips out *dit*'s like there's no tomorrow. When you get all you need (and no more), you relax your touch on the paddle and the reed stops vibrating. *Dah*'s are formed individually by moving the paddle to the left, and then releasing it.

Posture and arm position are essentially the same as for a straight key. To move the paddle left and right, *roll* your arm from side to side. This helps produce proper rhythm and is less tiring than flexing the wrist or doing a jig with your fingers. Working the bug is

like playing certain musical instruments: you have to listen to what you are doing.

Bug Adjustment. Like a fine watch, the bug must be properly adjusted to work right. While the adjustment screws that bristle from all sides of a bug can be set to please your own sense of touch and balance, there are some general rules to follow. The Bell System, for instance, offers this advice:

(1) Adjust the *back top screw* until the reed *lightly* touches the *deadener*, and tighten the lock nut.

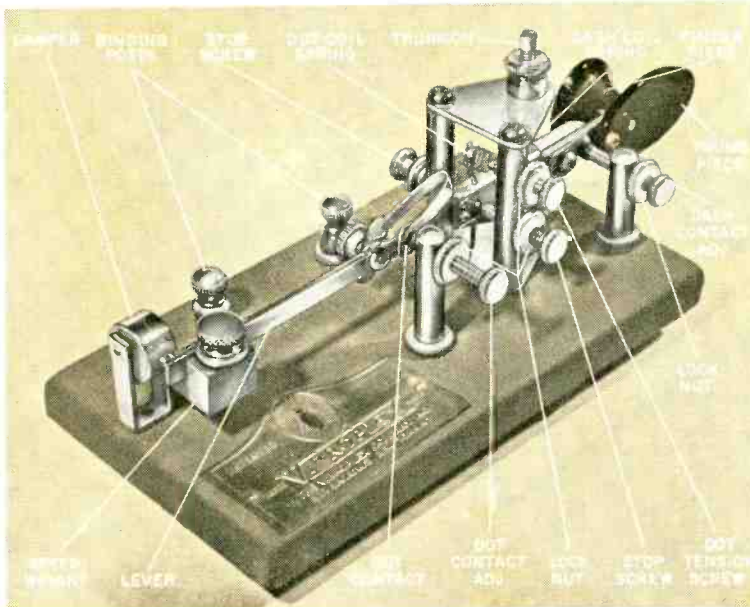
(2) Adjust the *front stop screw* until the separation between the end of this screw and the lever is approximately 0.015 inch, and tighten the lock nut. A greater separation is permissible if you prefer more lever movement.

(3) Move the lever to the right, hold it in this position, stop the vibration of the reed, and adjust the *dit* contacts until they just meet without flexing the contact spring, then tighten the lock nut. This is a very important adjustment; it should be checked after tightening the lock nut, to see that it has not changed.

Changing the position of the weight (which controls the speed of the reed), or changing the tension of the retraction and *dah* springs, should not throw the bug out of proper adjustment.

May your fist be as popular as a friendly handshake.

-30-




Is the bug a monster or your best friend? It depends upon how well you are able to receive code. As with some musical instruments, you must listen to the sound as you strum away—you may think otherwise, but you can't send faster than you receive. The main purpose of the bug is to make sending easier, not faster.

EXTENSION SPEAKERS ARE NO PROBLEM


PRACTICALLY every hi-fi enthusiast at some time encounters the problem of either temporarily, or permanently, adding extension speakers to a system. These speakers can be carefully matched to hi-fi equipment, insuring maximum power transfer at minimum distortion, or you can add extension speakers in a slap-dash manner. For the relatively non-critical ear, the latter method has a lot to offer.

As the accompanying photos illustrate, almost any combination of speaker impedances can be handled. There will be a slight—probably imperceptible—loss of power and the introduction of some distortion. However, most experiments conducted by the author showed that even the worst possible mismatch did not seriously affect the music reproduction quality of a good hi-fi amplifier.


—Lewis A. Harlow




The regular speaker (dark leads) is of 8 ohms impedance. The extra speaker (light leads) is only 4 ohms. Connect them up this way.



In this situation both speakers have the same impedance; the extra speaker is simply connected across the 8-16 ohms output taps.



Worst possible case, but it may work in some installations. Main speaker is 16 ohms and extra speaker to be added only 4 ohms.



GERMAN TV PIONEER

THE West German Institute of Technology recently honored Dr. August Karolus for his pioneering work in large-screen television. Now living in Zurich, Switzerland, Dr. Karolus made a number of experimental telecasts back in 1924. Joining Telefunken, in Hannover, he worked on several light modulation methods for TV transmission. Pictures were received on a 35" x 35" screen as early as 1928.

—Hans F. Kutschbach

RIDING THE TV DX TRAIL

*One of the advantages
of living
in a fringe area
is the chance
to catch
some unusual DX*

By **GARY OLSON**

THOSE rolling black bars that have pestered your Channel 2 TV reception for the past few weeks are a sign that "sporadic-E" is back. At least a dozen times each year freak radio wave propagation conditions permit the transmission of TV signals out to distances of 1300-1500 miles or more. Since TV signals are supposed to die out rapidly at distances of 80-100 miles, the sudden appearance of a TV program transmitted a thousand miles away is real DX.

This time of the year—actually from mid-May through to the first week of August—is the time when a budding clan of TV DX'ers keeps scanning those vacant (no locals) TV channels. Sporadic-E, or "E-skip" as it is sometimes called, usually is first noticed on Channel 2. If conditions are right and the channels are occupied at the right distances, DX can sometimes be seen on Channels 2, 3, and 4. The chance of E-skip on Channels 5 and 6 is less than on the lower three channels, but many TV DX'ers have picked off choice stations by "viewing-in" at the proper moment.


Television DX is not limited to just the



This photograph was taken at a station break (as were all the others in this article) and serves as a "verie," or proof of reception. From Harrington, Ill., to Lafayette, La., is a distance of about 925 miles—a sizable hop for Channel 3 E-skip.



Wichita Falls, Texas, is just under 950 miles from the author—another example of E-skip. Note how the picture is tearing and that there is a strong ghost. This type of TV picture is typical of E-skip when the signal is undergoing heavy fading.



Here's an example of summertime tropo reception at a distance of over 300 miles. This is a high-band Channel 9 TV station located in Minneapolis, Minn.



In the author's part of the country (Illinois), many TV DX'ers can see KMID-TV almost every day of the week during the summer months. This station is in the western part of Texas near Big Spring and Odessa. On the east coast the most "visible" channel 2 station is KPRC-TV, Houston, Texas.

stations in the United States; transmissions from Canada, Mexico, Cuba, etc., are reported during the month of June.

Sporadic-E: What Is It? The transmission of most radio signals well beyond the curvature of the earth is due to the bending or reflecting of the signals by the "ionosphere," now a popular term because of space satellite activities. The ionosphere is plagued by freak conditions that scientists neither understand nor are able to predict the occurrence of. Sporadic-E is the most notorious—it affects all radio wave transmissions from 4 to 100 MHz.

While most ionospheric effects take place slowly, sporadic-E comes on in a sudden onslaught. Freak conditions may last a few minutes, or an hour or so, or even a whole day, but no one can say why. When sporadic-E is "in," radio signals are reflected at a height of only 65-70 miles above ground level. Normally, most radio signals below 7 MHz would simply pass through this region.

Television channels were originally assigned by the FCC on the premise that nothing in the ionosphere would affect frequencies above 54 MHz. Sporadic-E, though comparatively rare, does affect low-band reception (Channels 2 through 6), and on occasion even the FM broadcasting band above 88 MHz.

Scientists have confirmed that sporadic-E ionization is cloudlike and that these clouds move along above the earth as if being pushed by a strong wind. Coupled with the phenomenon of suddenly appearing and disappearing sporadic-E are the erratic DX conditions which can change in a few minutes.

Television DX via sporadic-E is characterized by signals that fade in and out—somewhat akin to the fading due to airplane reflections, though at a somewhat slower rate. The distance covered by sporadic-E is rarely less than 500 miles, most commonly between 800 and 1100 miles, and rarely beyond 1500 miles. Sometimes TV DX can be seen in excess of 1500 miles, but this is due to so-called "double-hop" conditions where the signal is reflected by two separate sporadic-E clouds.

Tropo DX'ing. Summer is also the time of the year when TV DX signals can be seen at double or even triple the usual ground wave range via "tropospheric bending." This type of DX propagation is not affected by the ionosphere, but by weather and atmospheric conditions less than 5-6 miles above the earth's surface.

On some occasions (far more frequent than for sporadic-E), an "inversion" of the temperature humidity rate takes place in the low atmosphere. Television signals are then trapped between the ground and the inversion, guiding the wave over distances of 300-500 miles.

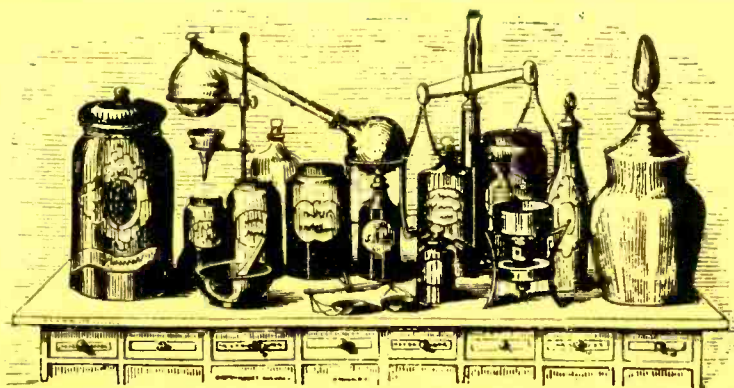
(Continued on page 100)

TV DX: WHEN AND WHERE

TYPE	CHANNELS	TIME OF YEAR	TIME OF DAY	DISTANCE
E-SKIP	2- 6	Late May-Early August	0800-1100 1700-2100	500-1500 miles
E-SKIP	2- 4	Mid-November to January	1700-2100	600-1500 miles
TROPO	2-13	Mid-June to Mid-September	1900-0200 0500-0900	200- 800 miles
TROPO	14-83	May to Mid-September	2000-0100 0500-0800	200- 450 miles

INFRINGEMENTS BEWARE!

By THOMAS F. KIRBY



Most electronics experimenters are aware that almost every circuit diagram or construction project published in POPULAR ELECTRONICS has—in some form—been patented. And, as electronics technology becomes more complex and/or sophisticated, the chances of and opportunities for patent infringement are that much greater. Construction projects utilizing the most modern components are always built around existing patents.

The following article was prepared for POPULAR ELECTRONICS by a Registered Patent Attorney. It explores some patent problems that could arise from building electronic projects published in this magazine and any of the other electronics magazines, as well as various handbooks.

Unlike a patent, which is a "negative right" (it excludes others from making or using), this article looks at the positive side of things and states that experimenters CAN build projects for their own enjoyment.

THE EDITOR

MANY currently available transistor and tube handbooks and other manuals containing electronic circuit diagrams contain a warning similar to the following: *The electronic devices and circuits disclosed herein may be covered by patents of the John Doe Company or others. The disclosure of information herein does not grant a license under any patents covering such electronic devices, such circuits or combinations of such electronic devices with other devices or other circuit elements.*

Some readers may have never noticed this warning, others blithely ignore it, and some may not fully understand it. Therefore, a brief discussion of such warnings should be of interest—and could save someone money!

The Patent Owner. Many publishers of literature disclosing circuit diagrams are in the business of manufacturing and selling components such as transistors, tubes, and other basic electronic devices. Frequently, they also manufacture equipment using these components in various combinations and circuit arrangements.

Since these manufacturers want to sell their components and equipment to the widest possible market, they need to publish information about the components and how they can be used. Very often, the components themselves and many of the circuits in which they are used are patented or are the subject of pending patent applications. These patents (and applications) might be owned by the manufacturer, or by another firm

from which the manufacturer has a license. Or, in some cases, the patents might even be owned by an independent party who has discovered or invented new ways of using the components.

In any event, the manufacturer-publisher wants it clearly understood that just because the information is published, it does not follow that the reader is free to exploit this information commercially. The patent owner still intends to benefit from his patent rights and may require a user of any patented invention to take a license.

Patent Laws. The United States patent laws are very strict. Whoever owns a valid patent has the right to *exclude others* from making, using or selling apparatus embodying the invention covered by any claim of that patent. Therefore, whoever without authority *makes, uses or sells* any patented invention, within the United States during the term of the patent, infringes the patent.¹

In a patent infringement lawsuit, the court can award damages adequate to compensate for the infringement "but in no event less than a reasonable royalty for the use made of the invention by the infringer, together with interests and costs as fixed by the court." In some instances, the court may increase the damages up to three times the amount found or assessed.²

Faced with these stringent laws, what risk is there in building circuits disclosed in publications? It depends to some extent on the purpose for which the circuit is being built.

The Electronics Hobbyist. It is common knowledge that electronics experimenters and hobbyists are continually building circuits they find in publications. Frequently, many of these circuits are patented. As a practical matter, it is impossible for a patent owner to know which hobbyists and experimenters are actually infringing his patents.

Fortunately, however, the position of experimenters and hobbyists rests on sounder legal ground. There are court decisions which hold that experimental use of a patented invention for the sole

purpose of gratifying curiosity or a philosophical taste, or for mere amusement, is not an infringement.³

But this rule cannot be invoked to protect persons (or companies) who use a patented invention commercially, as in the course of business or for profit. Commercial use of patented inventions of others invites a charge of patent infringement. This is true even though the publication from which the particular circuit was obtained did not contain a notice that the circuits disclosed therein might be patented.

Most companies are very careful to police and enforce their patents—against the small operator as well as the larger competitor. This is sound and necessary business practice. The patent owner can require an infringer to stop manufacture, use, or sale of infringing equipment, or he can require the infringer to take a license and pay a royalty. Having to stop manufacture and sale of apparatus could be costly or even ruinous to a small operator. Taking a license, even at a reasonable royalty rate, is another cost item on a product which could create problems if not considered in advance.

Minimizing Infringement Risk. It is wise to have a patent search made before getting into production on apparatus employing electronic circuitry to see if there are any "live" patents covering the proposed circuitry. If no such patents are found, the risk is minimized. (Note: There is always the possibility that a pertinent patent was not found in the search or that a patent was issued after the search was made.)

If patents *are* found which might be infringed, you have a chance to consider the desirability of some sort of license arrangement with the patent owner, or run the risk of a charge of patent infringement action.

Only a few high points on the subject of patent infringement are covered here. If you have any doubts about incurring liability for patent infringement through the use of circuits found in publications for commercial exploitation, the sensible thing to do is consult a patent attorney, before you make a big investment. —30—

¹Title 35, United States Code, Section 271
²Title 35, United States Code, Section 284


TV TROUBLE QUIZ

By **ROBERT P. BALIN**


To be successful in TV servicing, you must be able to interpret the various trouble symptoms that show up on the TV screen. Test your skill by matching the common troubles illustrated below (1-12) with their listed remedies (A-L).

(Answers appear on page 101)

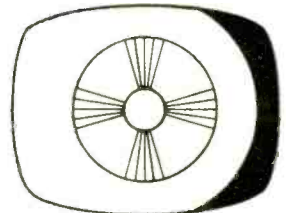
- | | |
|--|---|
| <p>A Adjust deflection yoke or ion trap.
 B Replace phase detector.
 C Adjust automatic frequency control (AFC).
 D Replace horizontal output tube.
 E Adjust height control.
 F Replace vertical oscillator/amplifier.
 G Replace deflection yoke.</p> | <p>H Check horizontal output tube for Barkhausen oscillation.
 I Replace low-voltage rectifier.
 J Check tubes in video circuits for filament-to-cathode short.
 K Replace sync separator/amplifier.
 L Replace r.f. amplifier in tuner.</p> |
|--|---|




1 —



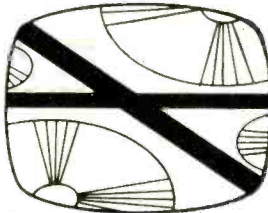
2 —



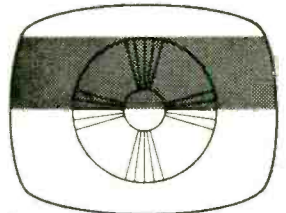
3 —



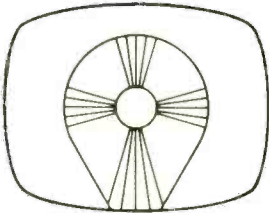
4 —




5 —



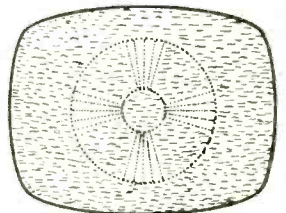
6 —



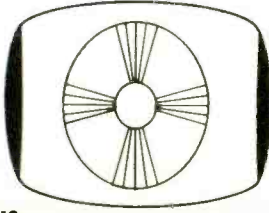
7 —



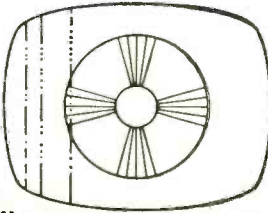
8 —



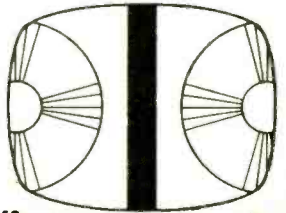
9 —



10 —



11 —



12 —

ELECTRIC DICE GAME


SOME TIME AGO when the author saw an advertisement for a Mallory 24-contact point rotary tap switch, the thought occurred to him that this low-cost switch might be useful in a game or gambling device. The switch detent mechanism is easily removed, and when it is eliminated the switch rotor can be con-

tinuously rotated. The switch contacts are 15° apart, and in the unit pictured on this page the two switching decks are paralleled and the contacts paired. Thus, neon lamp 9 is lit when switch *S*₄ is at either lug 13 or 23, lamp 3 when *S*₄ is at lug 1 or 20.


To drive the rotor, the author used a 120-rpm, 117-volt a.c. motor. The 1/4" shaft of the motor is attached to the switch rotor through a flexible coupling to eliminate binding and permit the switch to be rotated freely. The wiring is obvious from the diagram, although a few words on the additional switching might be in order.

The motor is activated by a s.p.d.t. push-button switch (*S*₁). If all 12 lights are required in your game, switch *S*₂ is closed. If only 6 lights are preferred, *S*₂ is opened and only the neon lamps with the numbers 1 through 6 will be lit. Without switch *S*₃ in the circuit, the lamps will go out as the motor revolves the rotary switch rotor. With *S*₃ in the circuit (and closed), the neons blink on and off as the motor works.

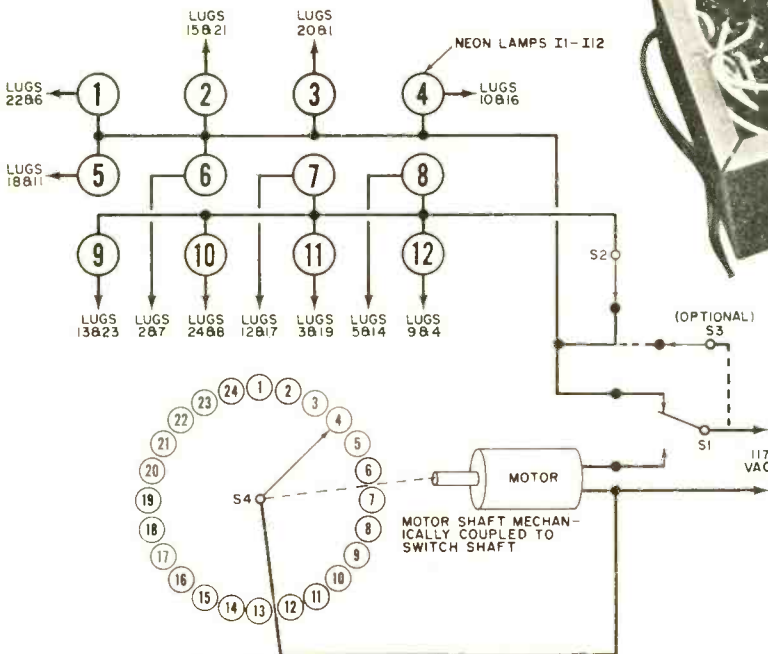
—Ken Greenberg




Neon lamps with imprinted numerals are available from many electronics supply houses. The author obtained his from Herbach & Rademan, 1204 Arch St., Philadelphia, Pa., for \$3.50. Operation of *S*₁, *S*₂, and *S*₃ is detailed in last paragraph of the text.



No attempt was made to "pretty up" the wiring. Result: this rat's nest of leads from neon lamps to switch contacts. The motor was also obtained from Herbach & Rademan (#B7-208).





ON THE CITIZENS BAND

By **MATT P. SPINELLO**, KHC2060, CB Editor

TO DATE Dick Tracy is still the only full-time user of the two-way wrist radio, now equipped with a TV screen to boot! Mobile or portable CB as we know it today is limited to hand-held walkie-talkies or vehicle installations, none too near the micro-sized unit wristed by the famed detective. But there's a new school of thought brewing, aimed point-blank at CB's 27 megahertz.

TWO-WAY WRIST RADIO AND CAR- MUNICATIONS

Whether the information presented here is fact, fiction, or legitimate brainstorming remains to be seen. Rumor thus far indicates proposals for two new types of Citizens Band applications which would not interfere with the users of existing equipment.

A new breed of CB enthusiasts in the future might be dubbed "Carmunicators." Their operation would involve mostly vehicle-to-vehicle (you guessed it!) *carmunications!* The equipment would be without license, involve no call-sign, and have a legal and quite limited range, possibly one block or less. The equipment would be available for permanent installation, or a few extra coins would afford a plug-in unit that, when re-

moved, would serve as a limited-range walkie-talkie.

After digesting the proposal briefly, we came up with at least fifty useful ways to aid the mobileer via carmunications. For example, a stranger passing through your town late one evening might crack your squelch to let you know he is traveling directly behind you. "I'm afraid I've missed the turn to put me on Route 5," he continues. "Can you help me?" Your reply gives the stranger the necessary information and he is on his way. The conversation involved only two units, it interfered with no other CB units, and the message was received only by other vehicles within the limited range of one block.

A nighttime carmunicator approaching another auto without headlights would verbally warn the oncomer a block in advance without flashing his brights in the face of all other traffic within sight. He might also warn the car ahead that his tailpipe was falling off. More important, the lives of passengers in a speeding vehicle might be spared if the driver were warned by a trailing carmunicator of an impending flat tire.

Police departments could find the carmunications system useful to divert traffic
(Continued on page 104)

1966 OTCB JAMBOREE CALENDAR

Planning a jamboree, get-together, banquet or picnic? Send the details to: 1966 OTCB Jamboree Calendar, POPULAR ELECTRONICS, One Park Avenue, New York, N.Y. 10016. For more information on the jamborees listed below, contact the clubs or club representatives at the addresses given.

Struthers, Ohio July 10
Event: Third Annual Picnic and Roundup. Sponsor: Mahoning County CB Radio Club, Inc., of Youngstown, Ohio. Contact: D. C. Peloquin, 618 W. Heights Ave., Youngstown.

Baton Rouge, La. July 16-17
Event: "Red Stick" Jamboree. Sponsor: Greater Baton Rouge Citizens Communications Association. Contact: Don Curtis, KKR4805, Rte 2, Box 280, Denham Springs, La. 70726.

Warren, Ohio July 16-17
Event: Annual National MCEU Convention and Jamboree. Sponsor: Mahoning Valley Chapter. Contact: Mike Davis, 5036 Alva Ave., N.W., Warren, Ohio 44482.


Chicopee Falls, Mass. July 24
Event: Annual Jamboree. Location: Amvets Hall, 754 Montgomery St. Sponsor: Western Massachusetts REACT. Contact: Mrs. Doris Morrill, Secretary, #5 Laramie St., Willimansett, Mass.

Painesville, Ohio July 30-31
Event: 1966 Jamboree. Sponsor: Lake County Citizens Band Club. Contact: Frequency Beat, P. O. Box 489, Willoughby, Ohio 44094.

Punxsutawney, Pa. July 30-31
Event: CB Camp-Out. Location: Punxsutawney Sportsman Club. Sponsor: Punxsutawney CB Club. Contact: Paul Bosak, Delancey, Pa. 15733.

Defiance, Ohio August 14
Event: CB Jamboree. Sponsor: Maumee Valley Emergency CB Radio Corps, Inc. Contact: Ed Morehouse, P. O. Box 303, Defiance.

Aurora, Ill. August 21
Event: Annual Jamboree. Location: Phillips Park. Sponsor: CB Hi-Lighters. Contact: Dave Hallow, 1184 S. Batavia Ave., Batavia, Ill.



SOLID STATE

By LOU GARNER, Semiconductor Editor

SUPPOSE, as a statement of fact, one says: all horses are four-legged animals. Can a conclusion be drawn that, therefore, all four-legged animals are horses? Of course not! That piece of muddled logic would immediately be spotted by everyone. But how often do we use the terms "solid state" and "transistor" interchangeably? Probably more often than you think, for it's a common failing.

All semiconductor devices—transistors, diodes, FET's, SCR's, and so on—are solid-state components, but the converse is not true. Such familiar units as the crystals

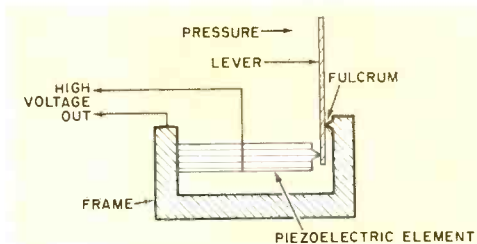


Fig. 1. Clevite Corporation's Spark Pump Igniter develops 20,000-volt sparks which can be used to ignite gasoline engines and gas-fired appliances.

used in microphones and phonograph cartridges, as well as some exotic items such as the ruby rods used in lasers, are also classified as solid-state devices. And, to add confusion, not all solid-state devices are semiconductors.

Considerable progress has been made in developing new uses for solid-state components—but, unfortunately, much of this work has been overshadowed by the publicity attending new transistor and integrated circuit applications. Three interesting solid-state operated devices which may be widely used in the future are shown in Figs. 1, 2, and 3.

Shown in simplified form in Fig. 1 is a unit that has been dubbed a "Spark Pump Igniter" by its manufacturer, the Clevite Corp. (232 Forbes Rd., Bedford, Ohio 44014). It can be used with gasoline en-

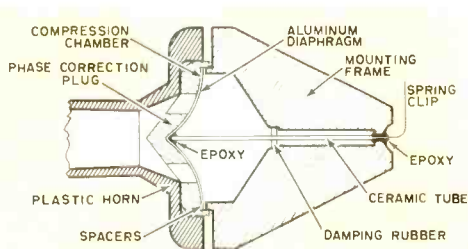


Fig. 2. Motorola's new loudspeaker driver employs the movement of a ceramic tube to drive an aluminum diaphragm, thus eliminating the voice coil.

gines as well as with such gas-fired appliances as stoves, ovens, dryers, yard lamps, and furnaces. Supplying over 20,000 volts, the Spark Pump Igniter has only one moving part—the compression lever—and can be used to replace breaker points, transformers, spark coils, and a multitude of other electrical components.

The basic device consists of two $\frac{3}{8}$ "-diameter by $\frac{3}{4}$ "-long slugs of lead zirconate-lead titanate ceramic mounted in a semi-rigid frame in such a way that pressure is applied longitudinally to the slugs when a simple lever is moved. Under pressure, the piezoelectric ceramic develops approximately 3 volts per pound/square inch (psi) pressure. With a maximum recommended pressure of 7000 psi, the unit delivers around 21,000 volts.

In practice, the pressure lever can be operated manually, as with home appliances, or by means of a rotating cam, as with gasoline engines. The device can de-

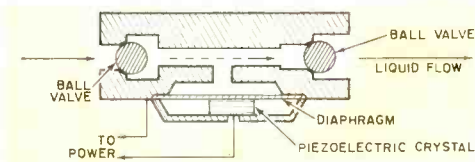


Fig. 3. The possibility of igniting flammable liquids is reduced by this motorless liquid pump assembly developed by Precision Chemical Pump Corp.

liver up to 7200 sparks per minute and has an infinitely long service life.

A new *high-frequency loudspeaker driver* that utilizes the movement of a piezoelectric ceramic tube to drive an aluminum diaphragm, eliminating the need for coils and expensive magnets, has been developed by Motorola (5005 E. McDowell Rd., Phoenix, Ariz.). Figure 2 shows the relatively simple construction of the driver.

A 2"-long ceramic tube is fastened at one end with epoxy cement to the mounting frame, and at the other end to a flexible aluminum diaphragm. When a signal voltage is applied, the tube expands and contracts along its length, moving the diaphragm and setting up corresponding sound waves.

A solid-state *liquid pump assembly* that eliminates the need for an electric motor and gear train has been introduced by Precision Chemical Pump Corp. (See Fig. 3.) Consisting of a pair of ball valves to insure unidirectional liquid flow, and a flexible diaphragm driven by a piezoelectric element, the design reduces the possibility of sparks which could ignite flammable liquids, and also simplifies remote control operation of the unit.

Looking to the future, we can expect an ever-increasing use of piezoelectric solid-state elements as new devices are developed. Clevite, a leading manufacturer in the field, states that its new "PZT-4" ceramic material can be used to convert mechanical energy into electrical—and vice versa—at efficiencies as high as 92%! In addition, power as high as several kilowatts can be handled easily by the new material.

Readers' Circuits. Submitted by reader Garry Boross, WPE2HZL (13 Fisher Ave., Nanuet, N.Y.), the circuit illustrated in Fig. 4 might well be called "the poor man's square-wave generator." Essentially a shunt diode clipper, the unit can be used with a standard audio signal generator and an oscilloscope for testing intercoms, p.a. systems, and other types of audio amplifiers.

The positive and negative peaks of an applied sine-wave signal are clipped by *D1* and *D2* when these peaks exceed the barrier potential of the diodes. Thus, *R1* and one of the diodes perform the clipping function while *R2* serves as an isolation resistor. The clipped output signal, essentially a square wave, will have a peak-to-peak amplitude equal to the sum of the barrier potentials of the two diodes.

Resistors *R1* and *R2* are half-wattors, while *D1* and *D2* are a matched pair of standard silicon diodes. Garry emphasizes that silicon diodes must be used for best performance, although any general type—from detectors to power rectifiers—may be

selected. The circuit can be assembled in a standard Minibox, with conventional binding posts serving as input and output connectors.

To use the square-wave generator, connect its *input* across the *output* of an audio signal generator and adjust the signal generator for maximum output (which should be over 5 volts r.m.s.) Observe the output waveform on an oscilloscope, then disconnect the oscilloscope.

Now connect the square-wave generator's output across the input of the audio amplifier under test, turning the latter's gain all the way up. Spot-check the amplifier by alternately setting the audio generator's frequency at, say, 50 Hz, 500 Hz, 5 kHz, and 10 kHz, while using your oscilloscope to observe the waveform at the output of the amplifier.

Severe tilting of a 50-Hz square wave indicates that the amplifier has low-frequency phase shift and, perhaps, poor low-frequency response. Severe rounding off of a 500-Hz signal indicates that the amplifier has poor high-frequency response, while a dip in the middle of the waveform indicates

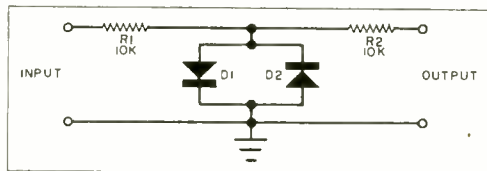


Fig. 4. When a sine wave is applied at its input, this shunt diode clipper produces a square-wave signal at its output. Submitted by reader Garry Boross, the circuit has many test applications.

attenuation of the low frequencies. An *overshoot* or *wiggle* on the signal's leading edge at 5 kHz or 10 kHz indicates that the amplifier has poor transient response and an accentuated peak in gain at some high frequency.

In a well-designed amplifier, the input and output waveforms will remain essentially the same at all frequencies checked, although there may be some rounding of the 5-kHz signal if the amplifier's response does not extend to at least 50 kHz.

If a list were to be compiled of the "top ten" among experimental projects, chances are the *AM wireless microphone* would rank close to the "No. 1" position. For this general type of circuit is the one most often requested—and most often submitted—by readers. Sent in by reader Carl Bergquist (33 La Vonne Ave., Campbell, Calif.), the design in Fig. 5 features a single *pnp* transistor used as a modulated oscillator. As

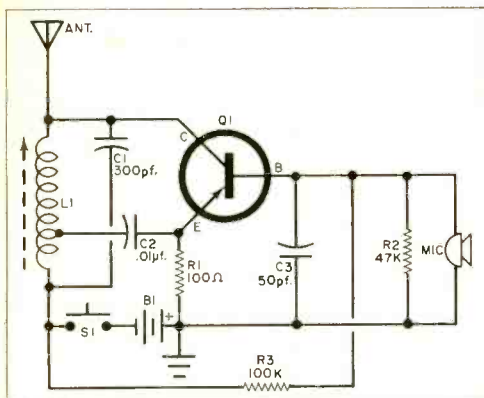


Fig. 5. Easy-to-build experimental wireless microphone submitted by reader Carl Bergquist features a single pnp transistor used as a modulated oscillator. The unit's operating range is kept limited.

required by FCC regulations, the unit's operating range is kept limited.

The circuit is relatively simple and straightforward. Transistor *Q1* is used as a modified Hartley oscillator, with its basic frequency determined by tuned circuit *L1-C1*. Emitter resistor *R1* serves to float the emitter above ground as far as r.f. is concerned, while *C2* serves to couple the oscillator to the emitter while blocking the direct current. Base bias is provided through voltage divider *R2-R3*, with *R2* bypassed by *C3* to decouple the r.f. from the audio circuit. Base modulation is achieved with a standard high output crystal microphone (*MIC.*), while operating power is furnished by battery *B1*, controlled by s.p.s.t. switch *S1*.

Transistor *Q1* is a 2N107 or other general-purpose pnp type. Coil *L1* is a tapped ferrite antenna coil (typically, a Lafayette MS-299). All resistors are half-watters, while the fixed capacitors are small ceramic

units. Switch *S1* is of the push-button variety although a toggle or slide type can be used if preferred. Finally, *B1* is a standard 9-volt transistor battery (Burgess 2N6 or Eveready 246).

For proper operation, the completed wireless microphone requires a 3' to 10' piece of antenna lead. Coil *L1* must be adjusted so that the unit's output signal can be picked up at a "dead spot" where no local station is received on your AM broadcast receiver.

Manufacturer's Circuit. One of the most important differences between vacuum tube and transistor amplifiers is their respective relative input impedances. A vacuum tube circuit, in general, has a very high input impedance, ranging from 1 megohm to 20 or 30 megohms, or even more. The typical transistor amplifier, on the other hand, has an input impedance of less than 2000 ohms. Where a solid-state circuit must be used but a high input impedance is required, as when coupling to a high-impedance source, a field-effect transistor (FET) circuit can be employed. Such FET devices have electrical characteristics which closely approximate those of vacuum tubes.

Designed by Siliconix, Inc. (1140 W. Evelyn Ave., Sunnyvale, Calif.), the circuit in Fig. 6 is a unity voltage gain impedance-matching amplifier. It features a p-channel FET (*Q1*) coupled to a conventional npn junction transistor (*Q2*). With the component values shown, the circuit has an effective input impedance of approximately 1250 megohms—that's right, over one thousand megohms—and an output impedance of slightly under 600 ohms.

Transistor *Q1*'s gate bias is established by voltage divider *R1-R2* and applied through gate resistor *R3*. Resistors *R4* and *R5* serve, respectively, as *Q1*'s drain and source loads, with *Q1*'s drain direct-coupled to *Q2*'s base. Capacitor *C2* provides "bootstrap" action by effectively raising the circuit's input impedance. Operating power is supplied by *B1* through switch *S1*.

Standard components are used throughout. Transistor *Q1* is a 2N2606, and *Q2* a 2N718. The resistors are all half-watters. Because of the circuit's extremely high input impedance, *C1*'s value is not critical and may vary from 0.01 to 0.1 μ f.; a high-quality ceramic or tubular paper capacitor is preferred. Capacitor *C2* is a 25-volt electrolytic type, while *B1* is a 12-volt battery and *S1* a s.p.s.t. toggle or slide switch.

In a practical application, the circuit can be assembled on an etched circuit board or on a small chassis. Due to the high input impedance, layout is somewhat critical and care must be taken to keep

(Continued on page 102)

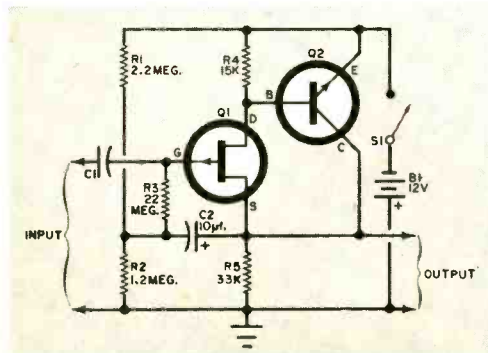



Fig. 6. This unity voltage gain impedance-matching amplifier by Siliconix, Inc., features a p-channel FET (*Q1*) coupled to an npn junction transistor.



SHORT-WAVE LISTENING

By **HANK BENNETT**, W2PNA/WPE2FT
Short-Wave Editor

NOTES FROM YOUR SHORT-WAVE EDITOR'S DESK

A NEW SWL Program Guide is available that lists the English-language broadcasts of over 40 major short-wave broadcast stations beamed to North America as well as a number of broadcasts beamed to other areas but receivable in portions of North America. The listings are arranged by the hour, with 5 to 20 listings for each of the 24 hours.

Each listing gives the duration of the broadcast, name of the station, areas to which the programs are beamed, frequencies, time of news coverage, and a short description of the program content. In addition, there is one page devoted to the proper use of the guide, two pages of hints on short-wave reception, conversion tables, and addresses for a number of stations.

The guide is printed on durable index bristol stock and bound with plastic. The contents are based on authentic, reliable data received from the stations. Copies can be obtained from SWL Program Guide, 218 Gifford St., Syracuse, N. Y. 13202, for \$2, payable by check, money order, or cash. A "summer" bulletin giving seasonal frequency changes plus additional listings is provided free of charge.

The 1600-1750 kHz Band. How long has it been since you really tried to tune the 1600-1750 kHz band? We will be the first to admit that this particular band is not an easy one to tune, especially during summer months with the often-present static

from thunderstorms roaming the countryside. But there are many evenings when the band is quite clear all during the night, and you could be pleasantly surprised at what you might hear.

Although this band is not famous for really long distance DX, we do have reports from listeners that would justify considerable monitoring of these frequencies. As an example, there are many aero beacon stations operating here. You could try for CEP, Concepcion, Bolivia, on 1620 kHz, or CZU, Corozal, Colombia, on 1670 kHz from late evening to early morning (your local time). Both of these stations send their call-signs continually in slow-speed Morse.

DX'ers, especially those in western areas, might try for the Canadian Department of Transport stations which operate on 1630 kHz. Operation is scheduled for the times (GMT) shown in parenthesis: *Prince Rupert Radio* (0340), *Comox Radio* (0350), *Victoria Radio* (0400), *Vancouver Radio* (0410), *Alert Bay Radio* (0420), and *Bull Harbor Radio* (0430). A letter from Alert Bay announces that reports may be sent to any of the above stations. A typical proper address would be: Alert Bay Radio, Department of Transport, Alert Bay, British Columbia, Canada.

Lightning Protection. Speaking of thunderstorms, how is your lightning arrestor? Is it properly installed and are the wire con-
(Continued on page 106)

Luis Baco, KP4PE1B, of Mayaguez, Puerto Rico, has a record of 50 countries verified to date. His equipment includes a Hallicrafters S-85 receiver, a National NC-190 receiver, a Viking 4-track tape recorder, and a Bell 40-watt stereo amplifier with an Acoustic Research turntable. His antenna is a Mosley 3-element beam. Luis is a member of four overseas clubs.



ENGLISH-LANGUAGE BROADCASTS TO NORTH AMERICA

FOR THE MONTH OF JULY


Prepared by **ROBERT LEGGE**

TO EASTERN AND CENTRAL NORTH AMERICA

COUNTRY	CITY	TIME—EST	TIME—GMT	FREQUENCIES (MHz)
MORNING BROADCASTS				
AUSTRALIA	Melbourne	7:15-8:15 a.m.	1215-1315	9.58
CANADA	Montreal	7:15-8:15 a.m.	1215-1315	5.97, 15.32
DENMARK	Copenhagen	7:30-8 a.m.	1230-1300	15.165
FINLAND	Helsinki	7:15-7:45 a.m.	1215-1245	15.185 (Tues., Sat.)
GREAT BRITAIN	London	9:30-11:30 a.m.	1430-1630	15.35, 17.81
SWEDEN	Stockholm	7:7:30 a.m.	1200-1230	15.195
EVENING BROADCASTS				
ALBANIA	Tirana	7-7:30 p.m.	0000-0030	7.265
BULGARIA	Sofia	7-8 p.m.	0000-0100	9.70
CHINA	Peking	8-10 p.m.	0100-0300	15.06, 17.68
CUBA	Havana	8-11 p.m.	0100-0400	6.17
CZECHOSLOVAKIA	Prague	8-9 p.m.	0100-0200	7.115, 9.795, 11.99
DENMARK	Copenhagen	9-9:30 p.m.	0200-0230	9.52
ECUADOR	Quito (HCJB)	9-11:30 p.m.	0200-0430	9.745, 11.915, 15.115
EGYPT	Cairo	8:30-10 p.m.	0130-0300	9.595
GERMANY	Berlin	8-9 p.m.	0100-0200	9.56, 11.875
	Cologne	8:30-9:50 p.m.	0130-0250	9.64, 11.795
GREAT BRITAIN	London	4:15-10:30 p.m.	2115-0330	9.51, 11.78, 15.30
HUNGARY	Budapest	8:30-9:30 p.m.	0130-0230	9.833, 11.91
ITALY	Rome	8-8:20 p.m.	0100-0120	11.77, 15.385
JAPAN	Tokyo	6:45-7:45 p.m.	2345-0045	15.135, 17.875
JORDAN	Amman	8:15-8:30 p.m.	0115-0130	9.557
LEBANON	Beirut	8:30-9 p.m.	0130-0200	11.76
NETHERLANDS	Hilversum	8:30-9:30 p.m.	0130-0230	9.59 (Bonaire Relay)
PORTUGAL	Lisbon	9-9:45 p.m.	0200-0245	6.025, 9.74, 11.925
ROMANIA	Bucharest	8:30-9:30 p.m.	0130-0230	9.57, 11.94
SPAIN	Madrid	8-9:30 p.m.	0100-0230	6.13, 9.76
SWEDEN	Stockholm	8:15-9:45 p.m.	0115-0245	11.88
SWITZERLAND	Berne	8:15-9:15 p.m.	0115-0215	6.12, 9.535, 11.865
U.S.S.R.	Kiev	7:30-8 p.m.	0030-0100	9.665, 11.955
	Moscow	(Mon. & Thurs.) 5:5-30 p.m. and hourly to 12-1 a.m.	(Tues. & Fri.) 2200-2230 and hourly to 0500-0600	9.665, 9.685, 11.955
VATICAN	Vatican	7:50-8:10 p.m.	0050-0110	9.645, 11.74

TO WESTERN NORTH AMERICA

COUNTRY	CITY	TIME—PST	TIME—GMT	FREQUENCIES (MHz)
ARGENTINA	Buenos Aires	7-8 p.m.	0300-0400	9.69
		(Mon.-Fri.)	(Tues.-Sat.)	
AUSTRALIA	Melbourne	5-7:45 p.m.	0100-0345	15.22, 17.84
BULGARIA	Sofia	8-8:30 p.m.	0400-0430	9.70
CHINA	Peking	7-9 p.m.	0300-0500	11.82, 15.095, 17.68
	Taipei	6:50-7:50 p.m.	0250-0350	11.86, 15.345
CUBA	Havana	9-10 p.m.	0500-0600	6.135
CZECHOSLOVAKIA	Prague	7:30-8:30 p.m.	0330-0430	7.345, 9.795, 11.99
GERMANY	Cologne	9-9:40 p.m.	0500-0540	9.605, 11.795
HUNGARY	Budapest	7-8 p.m.	0300-0400	9.833, 11.91
JAPAN	Tokyo	6-7 p.m.	0200-0300	15.135, 17.875
KOREA	Seoul	7-7:30 p.m.	0300-0330	15.125
PORTUGAL	Lisbon	8-8:45 p.m.	0400-0445	6.025, 9.74, 11.925
SWEDEN	Stockholm	7:15-7:45 p.m.	0315-0345	11.88
SWITZERLAND	Berne	8:15-9:15 p.m.	0415-0515	9.535, 11.865
THAILAND	Bangkok	8:15-9:15 p.m.	0415-0515	11.943
U.S.S.R.	Moscow	7-10:30 p.m.	0300-0730	9.735, 11.755, 11.85



AMATEUR RADIO

By **HERB S. BRIER**, W9EGQ
Amateur Radio Editor

INSTALLING AMATEUR ANTENNAS IN RESTRICTED SPACES

SUMMER is the time when smart amateurs work on their antennas. If you have plenty of room and lots of cash, installing an efficient antenna is simple enough: you just make it big and put it up high. But most amateurs have only a roof and possibly a small yard to put their transmitting antennas in. And under such conditions, two antennas of the same type in apparently similar locations only a few blocks apart often give radically different results. Why?

A couple of case histories may provide a clue or two. For instance, Bill, WA9MOE, installed a 40-meter inverted-V antenna, approximately 20' high at the center, which was supported on a small stick stuck out of his attic window. Its ends were tied to a fence and to a small tree and were approximately six feet high. This construction put the center third of the antenna parallel to the house and only a foot away from it. The antenna was fed with RG-8A/U coaxial cable and was resonant at 7150 kHz, where the feedline SWR was very close to 1:1; only at the band edges did the SWR go much above 2:1.

Although the antenna was well matched to its feedline, the installation certainly was not a very impressive one. It was, in fact,

intended to be only a temporary arrangement until something better could be installed. The results obtained with it, however, were so good (even for foreign DX) that Bill was in no hurry to improve it. But one weekend changed everything.

In quick succession, Bill discovered that his Heathkit "Marauder" transmitter would not load properly, the resonant frequency of the antenna had changed, and the feedline SWR at the new resonant frequency was considerably higher than before. Worse, he had to fight to raise stations that he had previously worked easily.

There were no visible changes in the installation, and the antenna and feed system and transmitter all checked out perfectly okay. But Bill was able to diagnose his troubles quickly. He had thermally insulated the house with fiberglass packed in 2'-square aluminum bags which were stapled to the wall and ceiling joists in the attic. As far as the antenna was concerned, this process raised the effective ground level to within less than two feet of its center.

The cure was a metal TV mast that extended 10 feet above the peak of the roof to support the center of the antenna, which put it 31' above the ground. Immediately, the

JAVAD MESBAHEE, EP2DM, IS A ROTARY INTERNATIONAL EXCHANGE STUDENT STUDYING ELECTRONICS AT NORTH GEORGIA TECH IN CLARKSVILLE, GA. HE WORKED HUNDREDS OF U.S. AMATEURS FROM SHIRAZ, IN IRAN, WITH HIS HEATH DX-35 TRANSMITTER, BUT CAN'T OPERATE FROM THE U.S. SINCE NO RECIPROCAL AGREEMENT HAS BEEN NEGOTIATED BETWEEN THE TWO COUNTRIES. WE ARE SENDING JAVAD A ONE-YEAR SUBSCRIPTION FOR SUBMITTING THE WINNER IN THE AMATEUR STATION OF THE MONTH PHOTO CONTEST FOR JULY. TO ENTER THE CONTEST, SEND US A CLEAR PHOTO OF YOUR STATION, WITH YOU AT THE CONTROLS, AND SOME DETAILS ON YOUR HAM CAREER AND THE EQUIPMENT YOU USE. ENTRIES GO TO: AMATEUR RADIO CONTEST, c/o Herb S. Brier, P. O. Box 678, Gary, Indiana 46401.

Javad Mesbahee, EP2DM, is a Rotary International exchange student studying electronics at North Georgia Tech in Clarksville, Ga. He worked hundreds of U.S. amateurs from Shiraz, in Iran, with his Heath DX-35 transmitter, but can't operate from the U.S. since no reciprocal agreement has been negotiated between the two countries. We are sending Javad a one-year subscription for submitting the winner in the Amateur Station of the Month photo contest for July. To enter the contest, send us a clear photo of your station, with you at the controls, and some details on your ham career and the equipment you use. Entries go to: Amateur Radio Contest, c/o Herb S. Brier, P. O. Box 678, Gary, Indiana 46401.





Brent Twitchell, WN7DEH, has been the first Utah contact for many U.S. and Canadian hams. His impressive array of equipment features a Heathkit DX-40 transmitter and Hammarlund HQ-170 receiver. See "News and Views" on page 104 for more data.

antenna started performing as before—except for one thing: it now gets out even better than it used to.

So, if your house is insulated with the metal-backed stuff . . . and if your inverted-V antenna has its center supported on a small stub on the peak of the house with its legs running parallel to the slope of the roof, like a lot of other rigs working 80 and 40 meters . . . and if your lash-up isn't working as well as you think it should—it might be a good idea to raise your skyhook.

But that isn't all. Things other than metal in the field of an antenna can seriously affect its operation. Another ham installed a



Stuart Jackson, WABOLX, Fraser, Mich., has worked 24 states, Canada, and Puerto Rico using a Lafayette HE-45B transceiver. High power (12 watts) and a 5-element Cush Craft beam make the difference.

20-meter, 3-element beam 38' high on a home-built wooden tower on the roof of a house. It didn't seem important at first that the buildings on both sides of his house were of brick construction and over 40' high at their roof peaks, and that the ends of the beam elements were only a foot or two above and away from their walls.

After months of futile effort trying to make the antenna work in this location, however, the owner transferred it to a 38' utility pole set in the back yard only 50' away (the fact that both heights were 38' was pure happenstance.) At this location, the array started working as a beam should; in fact, even a $\frac{1}{2}$ -wave dipole in the back yard outperformed the beam on the house.

Later, both 6- and 2-meter beams worked very well on the house tower, verifying the fact that the poor performance of the 20-meter beam was the result of trying to cram too much antenna into too small a space. The amount of clearance required around a beam for good results varies with the gain of the beam, because a high-gain beam has far more "capture area" than a low-gain antenna.

A workable rule of thumb when installing small beam antennas is to keep the *minimum* spacing between any part of the beam and any large object equal to or longer than the length of the longest antenna element or the supporting boom, whichever is the greater. You will usually get better results from a small antenna installation having sufficient breathing space than from a large antenna which is within "kissing" distance of your neighbor's house.

Phone Procedures. Recent issues of the *Collector and Emitter*, the uniformly interesting bulletin of the Aeronautical Center Amateur Radio Club, Oklahoma City, Okla., have been carrying "dialogues" on poor phone procedures like screaming "break, break, break," without signing call letters when trying to join a contact already in progress, saying "we" instead of "I," and signing off with the contradictory "Over and out."

Another target of scorn in these "dialogues" is the use of "kilowatt" as a phonetic word for the letter "K." Why this common practice should so irritate some people escapes us. The claim that "kilowatt" is two words and must, therefore, be a phonetic for the letters "K" and "W" does not pass the dictionary test. Even if it did, the same reasoning could be applied to the phonetic word "foxtrot," which would stand for the letters "F" and "T." But we all know that the International Phonetic Alphabet tells us to "tango" for "T" and to "foxtrot" for "F."

(Continued on page 103)

SURE-SHOT Q5-er HOOKUP

WHY DETUNE YOUR I.F.
WHEN YOU CAN ISOLATE YOUR BC-453

IF YOU ARE in possession of a surplus BC-453 long-wave receiver, you have probably given thought to using the BC-453 as a "Q5-er." Unlike the commercially available "Q-multipliers" (Heathkit, WRL, etc.) that electronically increase the Q of an i.f. stage—thus increasing selectivity—the Q5-er is a separate receiver with its own highly selective i.f. strip. When you use the Q5-er, you disable your regular receiver's detector and audio and use those in the BC-453.*

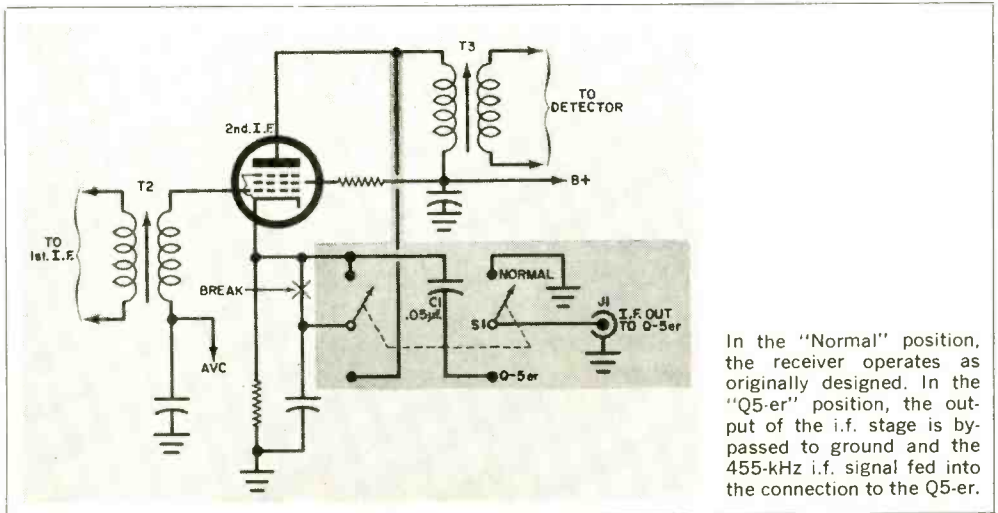
In the circuit shown on this page, the author modified the second i.f. stage in his short-wave receiver so that this stage could also act as a cathode follower.

*The BC-453 tunes through the 455-kHz i.f. of most receivers. The i.f. signal is converted to 85 kHz where better selectivity can be obtained without resorting to Q-multiplier gadgets.

The output of the cathode follower is then fed into the antenna terminal of the BC-453 through jack *J1*. A d.p.d.t. low-capacity rotary switch (*S1*) enables the operator to switch back and forth between the Q5-er and the regular receiver. Without this cathode follower arrangement, the input of the BC-453 would have been taken from the plate of the second i.f. tube and consequently misaligned i.f. output transformer *T3*.

Mount switch *S1* as close to the i.f. stage as possible to curb potential feedback problems. Use coaxial cable or a good shielded lead between the switch and jack *J1*. Although there is modest loss of signal strength through the cathode follower arrangement, the BC-453 has more than enough "sock" to compensate for the unity gain of the rewired i.f. stage.

—Bradley J. Thompson



In the "Normal" position, the receiver operates as originally designed. In the "Q5-er" position, the output of the i.f. stage is bypassed to ground and the 455-kHz i.f. signal fed into the connection to the Q5-er.

TWO-WIRE THREE-WAY SWITCHING CIRCUIT

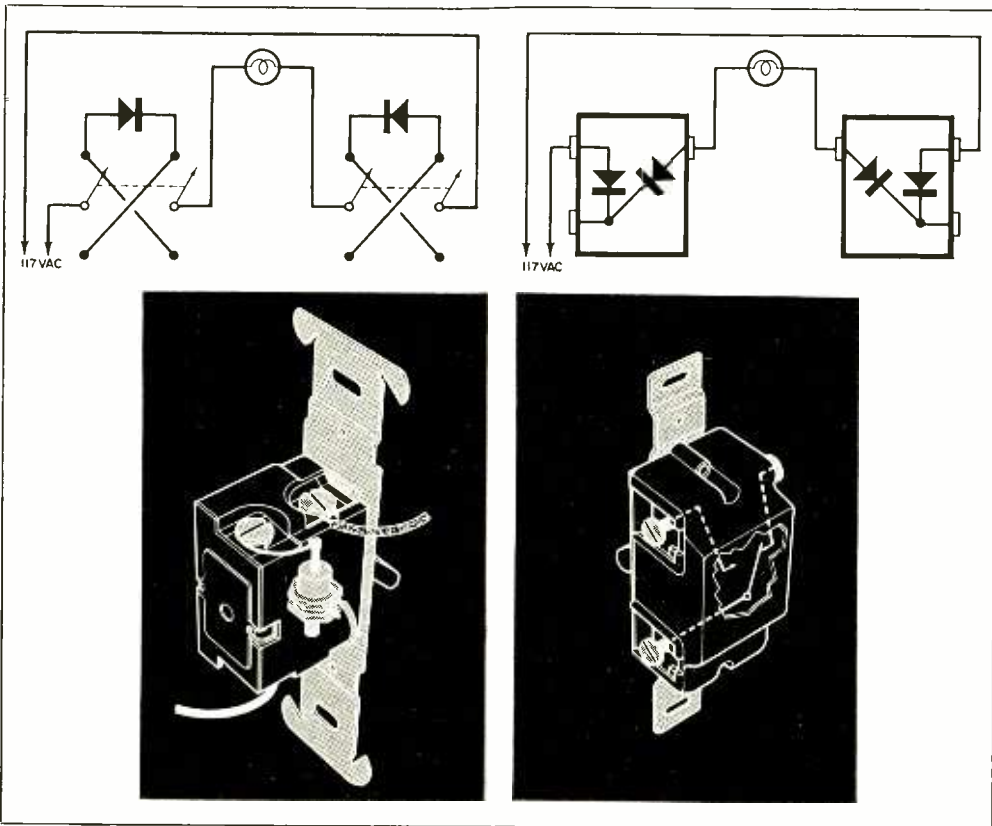
IF YOU ONLY have a two-wire cable to work with, you can still hook up a three-way switching circuit for your garage, or hallway, to enable you to turn a light on and off from either of two different locations.

For a dollar or two, you can purchase a couple of four-way light switches and a couple of silicon diodes (1N1344, 1N1614, or equivalent) and connect them as shown in the diagram below. Observe the usual precautions to avoid short circuits, and do your switching in the hot lead; do not break the ground lead. If

you prefer to work with three-way switches, you can, but you'll need two more diodes.

Since the voltage available at the lamp is reduced from 117 volts to about 83 volts, you'll get a little less light but a lot more life out of the light bulb. To get more light, simply use a higher wattage lamp, but do not exceed the wattage and current ratings of the diodes.

—R. C. Hitchcock and G. E. Weber



Two four-way switches (d.p.d.t.) and two diodes wired back-to-back in a two-wire circuit provide three-way light control. If the light stays on regardless of switch position, reverse one of the diodes.

Two three-way switches (s.p.d.t.), four diodes, and two wires also enable three-way switching action. Observe polarity. Different switch manufacturers may locate and wire switch terminals differently.

FAMOUS B & K COBRA PUNCH... NOW IN ALL SOLID STATE!! B & K COBRA V



**MINIATURE CB
TRANSCEIVER OUTPERFORMS
MOST BIG ONES!**

**TALK FARTHER, HEAR BETTER
PAY LESS!**

100% modulation for increased talking range is matched by sensational sensitivity—better than .5 microvolts for 10 db signal to noise ratio. You hear farther than you've ever heard before . . . and you

hear better because you have transistorized voltage filtering, insuring high performance regardless of battery voltage fluctuations.

**FOR 23 CHANNELS & BASE STATIONS
COBRA CAM-88**



The Cobra CAM-88 is rugged, handsome and field proven. Completely self-contained. No additional crystals needed.

\$214.95

OUTSTANDING FEATURES

- Fully-Equipped for Immediate 23 channel Transmit and Receive
- Transistorized 117VAC/12VDC Power Supply
- Indicator and meter for easy performance checks
- Convertible to a Public Address Amplifier
- Double Conversion Superheterodyne Receiver
- Speech Compression with Switch

Automatic noise limiting reduces ignition interference for maximum receiving range. Solid-state in the Cobra V means *ALL* silicon solid state—transmit-receive switching as well as the rest of the circuitry! Squelch is adjustable for noise-free standby listening.

Now is the time to try the B&K Cobra V. Check the impartial test reports, compare the Cobra V with much more expensive equipment. See how well the handsome miniature case, with walnut grained panel and lighted channel indicator goes with your auto interior.

Ask your B&K distributor for a demonstration.



1801 WEST BELLE PLAINE AVENUE, CHICAGO, ILL. 60613
Telephone: (312) 327-7270 • Cable Address: BANDKCO

COBRA V **\$99.95**
complete with ceramic microphone

CIRCLE NO. 6 ON READER SERVICE PAGE



Enjoy it.

The Lively Sound of the Mustang—University's newest and liveliest line of slim profile speakers. Enjoy more-than-you-pay-for top performance. Send for University's "Guide To Component Stereo High Fidelity"—It's Free.



UNIVERSITY SOUND
DIVISION OF LTV LING PLATE, INC.
Desk G-64, Box 1056
Oklahoma City, Oklahoma

Name _____
Address _____
City _____
State _____ Zip _____

CIRCLE NO. 33 ON READER SERVICE PAGE



ELECTRONICS

COYNE ELECTRONICS INSTITUTE

A quarter million dollars worth of equipment. Non-Profit Institute—Est. 1899. Courses: Electronics • Electricity • TV-Radio • F.C.C. • Electronics Engineering Technology. Mail coupon or write for FREE BOOK • No Salesman will call.

★ NEW G. I. BILL STARTS JUNE 1 ★

COYNE ELECTRONICS INSTITUTE Educ. Serv. Dept. B6-M
1501 W. Congress Parkway, Chicago, Ill. 60607

NAME _____ PHONE _____

ADDRESS _____ AGE _____

CITY _____ STATE _____

FREE CATALOG!

148 PAGES • NEARLY 4,500 BARGAINS
OPTICS • SCIENCE • MATH



Completely new 1968 edition. New items, categories, illustrations. Dozens of electrical and electromagnetic parts, accessories. Enormous selection of Astronomical Telescopes, Microscopes, Binoculars, Magnifiers, Magnets, Lenses, Prisms. Many war surplus items for hobbyists, experimenters, workshop, factory. Write for catalog "AV".

CLIP AND MAIL COUPON TODAY

EDMUND SCIENTIFIC CO., Barrington, N. J.
PLEASE SEND ME FREE CATALOG "AV"

Name _____
Address _____
City _____ State _____ Zip _____

HAM HOBBY CLEARINGHOUSE

If you have a hobby or interest in addition to amateur radio and would like to talk about it on the air, you can contact other hams with the same hobby through this column. To be listed here, just send a legibly printed postcard to Ham Hobby Clearinghouse, POPULAR ELECTRONICS, One Park Ave., New York, N.Y. 10016, including on it your call letters, other hobbies, the frequencies you use, mode of operation, when you operate, and your name and address.

WA1BEB—Astronomy, biology, books, camping, chess; 3580, 3600, 3675, 7040, 7062, 7125, and 7145 kHz CW, 21.3 MHz phone; daily from 1800 to 0300 GMT. (Jim Loring, Jr., RFD 2, Gilead, Bethel, Maine 04217)

W2LCZ—Fiction and non-fiction writing. (Milt Gottlieb, 204-15 Foothill Ave., Holliswood, N.Y. 11423)

WB2THB—Astronomy; 15 meters, phone, CW. (John Reilly, 316 Virginia Ave., Jersey City, N.J. 07304)

WB2UFF—Model airplanes and railroading, SWL'ing; 20 and 15 meters, phone and CW. (Thomas Golembiewski, 501 Marshall, Hoboken, N.J. 07030)

WN2WHE—Chess, mathematics, physics, designing electronic equipment; usually 3737 kHz, sometimes 3720 and 3709 kHz; 8:30 to 9 p.m. weekdays, 9 to 11 p.m. Saturdays. (Richard M. King, 3-25 Dorothy St., Fair Lawn, N.J.)

WA3DUM—Recording music, stamp collecting, chess; 80 meters SSB, 40 meters SSB and CW; 1800 to 2100 EST, Fridays and Saturdays. (Jim Hicks, 107 Tyre Ave., Newark, Del. 19711)

WN5NAZ—Science, reading, swimming, SWL'ing; 40 meters CW; 5 to 7 a.m. daily, all day weekends. (Jack Clark, 2318 Hickory St., Texarkana, Ark.)

K5UPX—Electronic experimenting, bio-medical electronics, scuba diving, pigeon racing, tape recording, and many more; 20 and 40 meters, SSB, CW, AM; weekends. (Charles Bautsch III, 5650 Sylmar, Houston, Texas)


WB6QWH—Science, chess, would like to start 40-meter teen net; 40 meters CW and AM; afternoons. (Earl Arbuckle, 718 Strub Ave., Whittier, Calif.)

WN7DKA—Stamp and coin collecting, old radio restoration, designing ham equipment. (Phillip Kelly, Rt. 1, Box 638, Camas, Wash. 98607)

WN9RMC—Coin collecting, camping, fishing, SWL'ing; 3731, 7182, and 21,171 kHz CW; evenings and weekends. (Ralph Anderson, 1456 N. Eagle St., Taft, Texas)

WN0MXS—Stamp and coin collecting; 3.725 MHz CW; weekday mornings before school, and weekends. (Danny Prikenton, P.O. Box 631, Pineville, Mo.)

spring
edition



Now Available—The all-new Spring 1966 Edition of ELECTRONIC EXPERIMENTER'S HANDBOOK! Another big package of over 30 fascinating do-it-yourself construction projects for:

Amateur Radio
Photography
Test Equipment

Automotive Electronics
HiFi/Stereo & Audio
Short-Wave Listening

You'll build such valuable units as... a super photo flash... a simple auto light minder... a transistor FM multiplexer... compact BCB DX antennas... an electric fence charger... and a self-regulating lighting controller.

Each has **complete**, easy-to-follow schematics, parts lists and how-to instructions that guarantee you **perfect** finished products! Plus—dozens of professional pointers, tips and techniques to increase your electronics skills and proficiency.

In all, more than 148 pages of challenging projects that will deliver hour after hour of sheer fun... and provide you with economically-built, useful items (to keep, or sell for a profit) after you've finished.

Make sure you receive your copy of this valuable handbook. Fill in the coupon and mail it today! **\$1.25**

**A DELUXE, GOLD-EMBOSSED
LEATHERFLEX-BOUND EDITION**
...just \$3.00 postpaid

This deluxe edition is a permanent, handsomely-bound collector's item that belongs in your electronics library! Check appropriate box on coupon.

ZIFF-DAVIS SERVICE DIVISION, Dept. EEH
589 Broadway, New York, N.Y. 10012

COUNT ME IN...for a copy of the Spring 1966 ELECTRONIC EXPERIMENTER'S HANDBOOK as I've indicated:

- \$1.25 enclosed**, plus 15¢ for shipping and handling. Send me the regular edition. (\$1.50 for orders outside U.S.A.)
- \$3.00 enclosed**. Send me the Deluxe Leatherflex-Bound edition, **postpaid**. (\$3.75 for orders outside U.S.A.) Allow three additional weeks for delivery.

name please print PE-76

address

city state zip code

PAYMENT MUST BE ENCLOSED WITH ORDER.

BC-454 GOES MARITIME

By E. H. MARRINER, W6BLZ

Bandspread your military surplus receiver to tune the small boat coastal frequencies



A dial was fabricated showing some of the more important maritime ship and shore frequencies used on the west coast. Listeners on the east coast should set their receivers so that WWV on 2.5 MHz is in the middle of the tuning range. The converted BC-454 makes an excellent "second" receiver for home use, or may be battery-operated in a small boat.

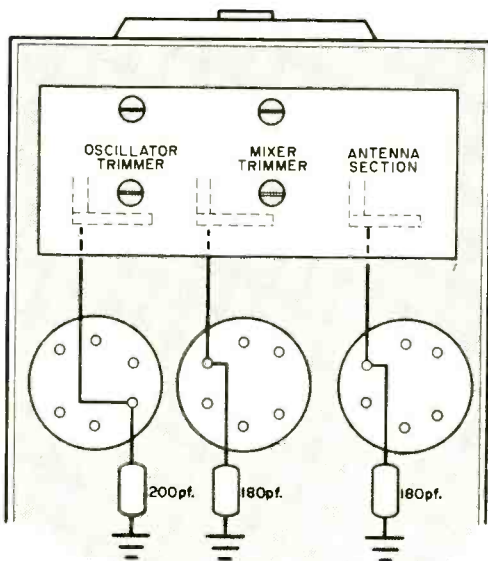
ANY small boat owner or SWL can change a BC-454/ARC-5 receiver into a bandspread 2.5-MHz marine band receiver. The BC-454 24-volt unit is easily modified for 117-volt a.c. operation (see "Converting Your First Command Receiver," POPULAR ELECTRONICS, June, 1963). To confine the original

3.0-6.0 MHz tuning range to 2.2-2.8 MHz, the builder need only buy three capacitors and wire them in parallel with the existing tuning gang.


Turn the receiver over and remove the bottom plate. The tuning capacitors are ganged together under the aluminum box cover that runs from one side of the receiver to the other. Temporarily remove this second protective cover. Using the diagram as a guide, mount three silver mica capacitors in the approximate physical positions indicated. If you wire-trace the electrical position of these capacitors, you will see that they are in parallel with the tuning gang and r.f., mixer, and oscillator coils.

When the capacitors are soldered in place, tune in a station around 2500 kHz and peak up the antenna trimmer capacitor on the front panel. Next, adjust the mixer tuning gang (the middle capacitor) padder for maximum signal strength. And you're in business. If you find the oscillator frequency needs adjusting to cover the approximate frequency range mentioned above, touch up the oscillator padder. Then replace the capacitor cover and the bottom plate.

Keep in mind that radiotelephone conversations are not to be revealed to a third party. Discussing, recording for playback, and disclosure of such conversations is a violation of the 1934 Communications Act.



This combination wiring/pictorial diagram shows the exact wiring position of the three silver mica fixed capacitors. Placing these capacitors in the circuit bandspreads the receiver's tuning range.



OPERATION ASSIST

Through this column we try to make it possible for readers needing information on outdated, obscure, and unusual radio-electronics gear to get help from other P.E. readers. Here's how it works: Check the list below. If you can help anyone with a schematic or other information, write him directly—he'll appreciate it. If you need help, send a postcard to Operation Assist, POPULAR ELECTRONICS, One Park Avenue, New York, N.Y. 10016. Give maker's name, model number, year of manufacture, bands covered, tubes used, etc. State specifically what you want, i.e., schematic, source for parts, etc. Be sure to print or type everything legibly, including your name and address. Because we get so many inquiries, none of them can be acknowledged. POPULAR ELECTRONICS reserves the right to publish only those items not available from normal sources.

Atwater Kent Model 46 receiver, ser. 2310130, circa 1927; has 8 tubes. Loudspeaker needed. **Philco** Model 46-350 receiver, code 121; has 6 tubes. Schematic needed. (Charles Lingard, Box 853, Brookings, Ore. 97415)

Nivco Model 11A-7 receiver. Schematic and alignment data needed. (L. A. Watts, 170 Cambridge Rd., Alexandria, Va. 22314)

Radiotechnic Lab Model 120 tube tester, ser. 9639, circa 1942. Schematic and tube chart needed. (Felix Carmene Paul, ENTrega General de Correo en Colon, Rep. de Panama)

Philco Model 37-60 receiver, circa 1931; tunes 540 to 1700 kHz and 2.4 to 7.4 MHz on 2 bands; has 5 tubes. Schematic and operating manual needed. (David E. Weichel, 603 Jennings Rd., Rock Hill, S.C. 29730)

Knight-Kit Model KG-60 amplifier. Assembly manual needed. (Paul E. Ziegler, 18128 43 S., Seattle, Wash. 98188)

E. H. Scott receiver, circa 1936; has 23 tubes. Schematic and operating manual needed. (M. J. Oprendeck, 123 Benita Ave., Youngstown, Ohio 44505)

RCA Model 6-T-84 radio-TV-phono combination, ser. A3010345, circa 1951. Schematic, service data and tube component listing needed. (Russell R. Roberts, P.O. Box 445, Waiialua, Oahu, Hawaii 96791)

RCA "Radiola 33" Model AR-784 receiver, circa 1930; tunes 550-1400 kHz; has 7 tubes. Schematic and parts source needed. (Brian Kennedy, 2875 Kenmore Pl., Santa Barbara, Calif. 93105)

Rogers "Majestic" Model 24 receiver, circa 1940; tunes BC and s.w.; has 6 tubes. Schematic and base diagram of 6HTM tube needed. (Claude Pement, R.R. #1, Box 2, Wellington, B. C., Canada)

Radio City Products Model 802N tube and set tester. Schematic needed. (Ervin Krabbe, 2408 Camelia Ct., Ceres, Calif. 95307)

Pilot Model T-122 receiver, ser. 122577, circa 1945; tunes BC and s.w.; has 6 tubes. Schematic and tuning apparatus needed. (Neil Browning, 34 E. Gables Ct., Beaconsfield, Quebec, Canada)

Victor Model 4P-20017 receiver, ser. 7691; tunes 535 to 1605 kHz; has 4 tubes. Schematic needed. (David Harmacek, 8364 Lincoln Dr., Chesterland, Ohio 44026)

BC-470 receiver, surplus; tunes 200 kHz to 18 MHz. Operating manual and schematic needed. **Radio City Products** Model 420 volt-ohm-milliammeter, circa 1940. Schematic needed. (G. Hibbard, 402 S. 21 St., Blue Springs, Mo.)

Globe "Hi-Bander" Model VHF-62 transmitter; covers 6 and 2 meters; has 5 tubes plus rectifier. Schematic and operating manual needed. (Eugene West, 7 Manor Rd., Auburn, Mass.)

Hickok Model 292X microvolt signal generator. **EICO** Model 232 VTVM. Operating manuals needed. (J. H. Stone, 2799 Beechmont St., Memphis, Tenn.)

R-105A/ARR-15 receiver, surplus. Manual needed. (Frank C. Sanchez, 3681 Edenhurst Ave., Los Angeles, Calif. 90039)

Standardyne receiver, circa 1926; has 5 01A's, Schematic and parts list needed. (Stanley Bazylar, 8177 Eleven Mile Rd., Warren, Mich. 48093)

BC 669 D receiver, surplus, made by Hallcrafters, circa 1945. Technical manual needed. (David B. Manzolini, Box 308, Lowell Tech. Inst., Lowell, Mass. 01854)

E. H. Scott Model 800-B6 receiver/phonograph, ser. 800-8364, circa 1947; tunes BC and s.w.; has 24 tubes. Schematic, service data, operating manual, and source for self-contained loop antennas needed. (Harold N. Balaz, 2551 N. Villa Ave., Palermo, Calif. 95968)

Federal Telephone & Telegraph Model DAK-3 receiver, surplus, type CFT-46245, circa 1944. Schematic needed. (Tom French, Band Company, F.M.S., Deland, Fla. 32720)

T.R. Corp "Roamer" receiver; tunes BC and s.w. from 2.2 to 7.0 MHz; has 6 tubes. Base diagram or tube testing data needed. (Earl Bardmaker, 75 Maple St., Lyons, N. Y. 14489)

Clough-Brengle Model 135 oscilloscope, ser. 263. Source for transformer #L467-K needed. Primary, 115 volts; secondaries, 6.3, 6.3, 6.3, 5.0, 5.0, 250, and 1500 volts. (Donald F. Blaikie, 3847 Robina Ave., Berkley, Mich. 48072)

Knight "Rebroadcaster"; has a 50C5 modulator tube, 50C5 carrier, and 12AX7 preamplifier tube. All available data needed. (Rodger Boots, Box 311, Mechanicsville, Iowa 52306)

(Continued on page 94)

"Best CB Microphone on the market!"

TURNER +2

THAT'S WHAT ONE OF OUR CUSTOMERS SAID, AND OF COURSE, THE CUSTOMER IS ALWAYS RIGHT.


For more information about the +2 CB (and amateur) microphone, use the Reader Service Card or Write:



THE **TURNER** MICROPHONE COMPANY

946 17th Street N.E. • Cedar Rapids, Iowa

In Canada: Tri-Tel Associates, Ltd. Export: Ad Auriema Inc., 85 Broad Street, New York, N.Y. 10004



CIRCLE NO. 31 ON READER SERVICE PAGE

Wilcox Model CW3 receiver. Antenna plug-in coil Group IV (8100-16,500 kHz) needed. (M.C. Stewart, Ashburnham, Mass. 01430)

Eldico transmitter/receiver/power supply, circa 1950; receiver and transmitter have total of 17 tubes. Schematic needed. (Steve Spicer, 250 72 St., Niagara Falls, N.Y. 14304)

GE Model 260 receiver, circa 1950; tunes 1600 kHz-17.9 MHz on 6 bands; has 6 tubes. Source for tuning capacitor and 2-volt synchronous vibrator needed. (Bruce Schuelke, 34 Pleasant St., Southington, Conn. 06489)

Superior Model 1240 tube tester. Schematic and tube testing data needed. **Supreme** Model 571 signal generator. Schematic, operating data, and parts list needed. (Roger A. Longhorn, RFD #1, New Hampton, Iowa 50659)

Vanguard receiver, circa 1959; tunes AM and FM from 80 to 200 MHz. Schematic, operating instructions, and parts list needed. (Carl McCormick, 1502 DeBra, Bossier City, La. 71010)

Midwest "Royal" receiver, circa 1937; tunes 6 bands; has 24 tubes. Schematic, source for parts, or complete chassis needed. (Roy R. Brown, Nashua, Minn. 56565)

BC-611-F receiver, surplus, made by Electrical Research Laboratory. Schematic needed. (Charles Wette, 146 Linden Ave., Kearny, N.J. 07032)

Esey Model 174 receiver/phonograph, ser. 403575; tunes AM and FM; has 12 tubes. Schematic needed. (Dave Dumitras, Box 265, E. Orwell, Ohio 44034)

Emerson Model 520 receiver; tunes BC; has 5 tubes. Schematic needed. (Joseph D'Alro, 383 Pittsburgh Ave., Massapequa Park, L.I., N.Y. 11762)

Stromberg-Carlson Model 20A receiver, circa 1928; tunes BC. Schematic needed. (H. B. Gillies, 50 Ardmore Rd., Hohokus, N. J. 07123)

T-22/ARC-5 transmitter, surplus, made by Command; tunes 7-9.1 MHz. Schematic and operating manual needed. (H.L. Coonts, 7006 Corbin Ave., Reseda, Calif.)

E.H. Scott Model SLR-H receiver; tunes BC plus 5.55-15.6 MHz; has 12 tubes. Schematic and parts list needed. (Edward F. Froai, 103 Glen Keith Rd., Glen Cove, N.Y. 11542)

Silvertone car radio, chassis 528 55041. Schematic needed. (Alphord Hays, 204 Paradise Rd., Modesto, Calif. 95351)

Hickok Model 546 tube tester. Schematic and operating manual needed. (Stephen Jurhs, EM2, U.S.S. Serrand AGS 24, F.P.O., San Francisco, Calif. 96601)

Crosley Model 58TW receiver, ser. 990014; has 5 tubes. **Troubador** battery set, ser. 380459. Schematics, operating and alignment manuals needed. (Robert Schneider, 301 Franklin St., Watertown, Wis. 53185)

BC-221-AF frequency meter, surplus. **Continental** RDF CQC-69053. Schematics and technical manuals needed. (Frank E. Curran, Box 75, St. Davids, Pa. 19089)

Zenith Model 9-5-367 receiver; tunes 550 kHz-24 MHz on 3 bands; has 8 tubes and magic eye. Schematic and other data needed. (Edward Jesson, 1 Lorraine Dr., Trenton, N.J. 08619)

Calvin "Movie Sound Eight" 8-mm. sound projector, circa 1953. Schematic needed. (Bob Koontz, 1018 Washington St., Huntington, Pa. 16652)

Zenith Model 26-145 receiver; tunes 0.55-18 MHz on 3 bands; has magic eye. **Crosley** Model 86-CS receiver/phonograph; tunes BC, s.w. and FM; has 8 tubes. Schematics needed. (Norris Going, 2814 Meadowlark, Great Bend, Kan. 67530)

Clough-Bregle Model CRA oscilloscope; has 6 tubes. Operating instructions needed. (M. Ray Schweizer, 1853 28th Ave., San Francisco, Calif. 94122)

RCA receiver, ser. 2166, type CND-46155; tunes 15-600 kHz on 6 bands; has 6 tubes. Schematic needed. (C.H. Ostermeier, 1060 Cedar Blvd., Pittsburgh, Pa. 15223)

Star Measurement Model MII voltage meter. Schematic needed. (Bruce Pistole, 2348 Toddville Rd., Charlotte, N.C.)

Motorola Model 99FM21 audio amplifier/tuner, ser. 6580, circa 1950; tunes AM and FM; has 9 tubes. Schematic, operating manual and source for tuner capacitor tuning slugs, type 6BA7 converter, tone control, set of

knobs needed. **AMPRO** Model 730 tape recorder, ser. 239769, circa 1953. Schematic and source for motor, rewind belt, and head cleaner needed. (Lawrence Carringer, Box 433, Andrews, N.C. 28901)

Supreme Publications Radio Diagrams, Volume 2, covering 1939 radios needed. (Gerald D. Crottinger, McCracken, Kan.)

Grunow Model 662 receiver, chassis 6-C, circa 1930; tunes 5.5-17 kHz and 5.5-16 MHz; has 6 tubes. Schematic needed. (Jimmy Heller, Sandy Springs, S.C. 29677)

Hallcrafters Model SR10A receiver; tunes 540 kHz to 31 MHz on 4 bands; has 5 tubes. Schematic and tuning scale needed. (Grey Gentile, 811 Rolph St., San Francisco, Calif. 94112)

Cossor Model 1037C dual beam scope, circa 1956; has 8 tubes. Schematic and operating manual needed. (J.W.K. Pomeroy, R. R. #4, Calgary, Alberta, Canada)

Northern Electric Model R21 receiver, ser. B04013, circa 1921. Schematic, source for tubes, and battery voltages needed. (Harry L. Jack, Box 56, R.R. #1, Dugald, Manitoba, Canada)

BC-454-B receiver, surplus, made by Western Electric; tunes 3-6 MHz; has 7 tubes. Schematic needed. (Lloyd H. Richey, Star Route, Geraldine, Ala.)

TCS-9 receiver, surplus, type COL-46759, made by Collins Radio, circa 1943; tunes 1500-12,000 kHz. Schematic needed. (Eli Hakim, 7 Pushkin St., Jaffa, Israel)

Graymark Model B receiver. Schematic or location of manufacturer needed. (J.A. Lopez, Box 506, Woodside, N.Y. 11377)

Westinghouse Model H-107 B receiver; tunes 550-1600 kHz and 5-18 MHz on 2 bands; has 7 tubes. Schematic and source for speaker and speaker-transformer needed. (John M. Rosenbaum, 25245 Roosevelt Rd., South Bend, Ind. 46614)

National receiver, surplus, type NC-156-1, Navy R.B.H. 153; tunes 5 bands; has 10 tubes. Schematic and operating manual needed. (Jack W. Ellington, 18 Bailey Dr., Charleston Heights, S.C. 29405)

RCA Model V-300 receiver, circa 1939; tunes 4 bands; has 11 tubes. Schematic needed. (William H. Payne, Rt. 3, Box 466-A, Madison, N. C. 27025)

Crosley Model 51 receiver, circa 1922. Schematic needed. **RCA** Model "Radiola III A" receiver. Schematic and source for WD11 and WD12 tubes needed. (Ted Whitus, 178 Fioradale, Tonawanda, N.Y. 14151)

GE Model M-86 receiver; tunes BC and s.w.; has 8 tubes. Schematic, service and wiring data needed. (John F. Ring, 8 Sumner Pl., Jamestown, N.Y. 14701)

GE Model A-87 receiver; tunes 140 kHz-19.5 MHz on 4 bands; has 8 tubes. Schematic and service data needed. (Craig Rasmussen, 1833 Northview Dr., Colorado Springs, Colo. 80909)

Kay Model T10 echo unit. Schematic and source for parts needed. (Steve Green, 6 Langtree Dr., Livingston, N.J. 07039)

Hallcrafters S-38B receiver; tunes 0.55-31 MHz; has 5 tubes. Schematic and operating manual needed. (Don Singleton, Box 687, Route 1, Pisgah Forest, N.C. 28768)

Garrard Model "T" A turntable, schedule 50330 JR. Source for parts needed. (Hillar Ives, ARPA R & D Field Unit, CSU I/T, APO San Francisco, Calif. 96346)

CBS-Columbia Model 5110 receiver, ser. 5160; has 4 tubes. Schematic and source for parts needed. (Robert M. Balick, 37 Westwood Dr., Westfield, Mass. 01085)

OS-29/UPM-4A oscilloscope, surplus, ser. 2301, part of radar test set AN/UPM-4A. Schematic and/or instruction manual needed. (Tom Crandell, 3412 Rugged Dr., Dallas, Tex. 75224)

Lafayette Model HE 15B transceiver; has 6 tubes. Schematic and source for crystal needed. (Kurt Knoll, 59 Wilmington St., Rochester, N.Y. 14620)

EMENEE "Intercomitron." Manufacturer's name and address needed. (Carl Collins, 4010 Lawn Ave., Tampa, Fla. 33611)

E.H. Scott Model RCH receiver, surplus, Navy CZC-46209, circa 1944; tunes 80 kHz-24 MHz. Schematic needed. (C. Baker, 8 Valley View Ln., Newtown Square, Pa.)

GE Model CRO-3A oscilloscope. Schematic, tube layout, and source for GL-3AP-1A oscilloscope needed. (Fred Johnson, 1028 S. Union St., Aurora, Ill. 60505)

Aireon Model 1221A amplifier needed. (Isaac K. Smith, Rt. 2, Box 45, Campbellsburg, Ky. 40011)

COMPUTER OF OTTO TRONIX

(Continued from page 55)

ly before the cleaning-lady arrived to perform her regular duties.

Hearing the faint hum of electronic activity, the cleaning-lady wandered over to the *Tester*—unaware that she was stationed before an instrument that was industriously measuring her as she stood there glaring suspiciously at the gleaming steel cabinet which housed the *Tester*.

No sooner had she departed than Otto re-entered his apartment (he'd been hiding in a large planter just outside a back window) and activated the *Transmit System*.

The loudspeaker boomed: SUBJECT IS NOT YOUR TYPE. SHE'S TOO OLD FOR YOU. SHE'S MARRIED TO SOMEONE ELSE. SHE THINKS YOU ARE SOME KIND OF FOREIGN SPY ENGAGED IN DEADLY RESEARCH. FORGET IT.

The *Tester* went silent.

"Boy!" breathed Otto. "Have I ever hit the old jackpot! This baby'll find me exactly the kind of girl I'll want to marry!" He pranced around the *Tester*, joyously gyrating in a victory dance of triumph. "All I have to do now is start bringing girls in here and let the *Tester*—"

Otto stopped dancing. Suddenly, the gap in his plan was painfully obvious. "Oh, no!" he cried, an agony of disappointment wrenching the joy and happiness from his mind. "I'm too shy to invite girls over here! The whole idea is down the tubes! Utter Failure! Waste Of Time, Energy & Materials! I oughta get drunk!"

Finding that his own supply of potables was practically non-existent, Otto went down to the corner tavern and quietly huddled in the most isolated booth in the darkest corner—ordering one round after another from the bar by hand-signals.

Four hours of this steady beverage intaking and he was a new man. More stoned than an Irish wall, he returned to the apartment house, singing bawdy mathematical equations set to the off-key melodies learned in his far-distant

AM/FM VHF RECEIVERS POLICE • FIRE • AIRCRAFT AMATEUR • GENERAL COVERAGE

The new 364B is a completely self contained highly sensitive receiver offering the user continuous AM/FM coverage from 26 to 54 and 88 to 174 MC in eight bands. Features: superhet circuitry, full vision calibrated dial with vernier drive, speaker, power transformer, ready to use for 110/120 V AC.



364B
\$49.95



348A
\$34.95

348A Transistorized tuneable converter for use with car, home or portable radio. Ranges: 30-50, 115-130, 150-162 MC. Bat. incl. Same but crystal controlled for 12 V car use. (345A) \$29.95. Economy tuneable model (315T) same ranges \$18.95



361C AUDIO EQUALIZER
\$44.95

Variable equalizer necessary for professional quality recording or playback. Ideal for use between mixer and tape recorder or tape to tape, etc. Write for details or send \$2.00 for LP demonstration record. Covers tape and disc recording techniques. Refunded with purchase.

Order direct or write for information

KUHN ELECTRONICS

20 GLENWOOD CINCINNATI 17, OHIO
CIRCLE NO. 18 ON READER SERVICE PAGE

YOUR
POSTMASTER
SUGGESTS:
ALWAYS
INCLUDE YOUR
(ZIP CODE)
NUMBER
IN YOUR
RETURN ADDRESS

GET INTO ELECTRONICS

V.T.I. training leads to success as technicians, field engineers, specialists in communications, guided missiles, computers, radar, automation, basic & advanced courses, Electronic Engineering Technology and Electronic Technology curricula both available. Associate degree in 29 months. B.S. obtainable. G.I. approved. Start September, February, Dorms, campus. High School graduate or equivalent. Catalog.

VALPARAISO TECHNICAL INSTITUTE
DEPARTMENT PE, VALPARAISO, INDIANA





**A treasury of
SOUND advice.**

only
\$125

**SELECTING THE RIGHT RECORDER ■ SOUND
EFFECTS ■ ACCESSORIES ■ RECORDING LIVE STEREO AT
HOME ■ TAPE EDITING ■ PORTABLES ■ VIDEO RECORDERS**

It's easy to be an authority on tape with a copy of HiFi/
Stereo Review's 1966 TAPE RECORDER ANNUAL handy.

This fact-filled volume contains over 130 pages, more than
20 complete features, covering every aspect of tape recording.
You get expert tips by the dozens, on equipment—making
better tapes—editing—copying—sound—on everything
you want and need to know about tape recording.

Plus a complete directory of the latest monaural and stereo
recorders—the only complete buyer's guide available in the
tape recorder field!

Over 100 photos—full data on 220 models from 30 differ-
ent manufacturers! All the model numbers, specifica-
tions, dimensions and prices...every vital statistic you
need to compare the newest recorders and select the
finest one in your price range.

The 1966 TAPE RECORDER ANNUAL is an indispensable guide
for everyone who wants better performance, greater versa-
tility and a lot more fun from his tape recorder...month
after month...tape after tape!

**GET THE DELUXE
GOLD-EMBOSSED LEATHERFLEX EDITION
...for just \$3.00 POSTPAID!**



Ziff-Davis Service Division • Dept. TR
589 Broadway • New York, N.Y. 10012

Send me a copy of the 1966 TAPE RECORDER
ANNUAL, as checked below:

\$1.25 enclosed, plus 15¢ for shipping and han-
dling. Send me the regular edition. (\$1.50 for orders
outside the U.S.A.)

\$3.00 enclosed. Send me the DeLuxe Leatherflex-
bound edition, postpaid. \$3.75 for orders outside
the U.S.A.) Allow three additional weeks for delivery.

name _____ please print PE-76

address _____

city _____ state _____ zip code _____

PAYMENT MUST BE ENCLOSED WITH ORDER.



Sleepily, she blushed at him.

childhood and vaguely groping in the
dim light of the patio for his apartment
doorway.

Inside the apartment, he stumbled
woozily over to the *Tester*. Bitterly, he
jabbed the *Receive System* button, hear-
ing the instrument "hum up" and know-
ing it was vainly trying to absorb male-
gender data despite the fact that it had
only been developed to successfully take
in information when the subject was fe-
male-gender.

"I hope you blow up in my stupid
face!" wailed Otto. "It'd serve me right
for trying to be so smart!"

The *Tester* went silent.

Otto violently depressed the *Transmit
System* button, closing his eyes and
awaiting the electronic devastation he
knew was almost certain to follow as the
instrument exploded its circuitry once
electrical frustration overlapped and
backwashed its innards.

"SUBJECT IS QUITE SUITABLE!"
boomed the *Tester*. "SINGLE, EM-
PLOYED IN COMPATIBLE WORK AND
POSSESSED OF INTERESTS ALMOST
IDENTICAL TO NEEDED ELEMENTS
OF COMPUTED STANDARD."

Otto opened his eyes, bewildered.

"SUBJECT CONSTITUTES EXACT
TYPE SOUGHT TO MEET EVERY
LISTED REQUIREMENT. SUBJECT IS
UNDER THE INFLUENCE OF AL—"

"What's going on, here, anyway?"
Otto shouted. "Your voice has changed!"

That's when he suddenly saw the Brunette Doll.

She stood in a bedroom doorway, sleepily staring at him and shyly adjusting her horn-rimmed glasses which somehow went well with the rather skimpy shortie-nightie that accentuated her compactly curved little figure.

"Oh, good grief!" groaned Otto thickly. "I'm in the wrong apartment!"

His eyes reluctantly went back to the Tester which was still evaluating. "B-But if I'm in the wrong apartment," he gasped, "how come this gismo is—"

He glanced at the Brunette in confusion.

She blushed.

Otto blushed.

"G-G-G-G-GUK!" said the Brunette nervously.

-30-

SPLASH ALARM

(Continued from page 49)

suit the convenience of the builder. Bear in mind, however, that there are practical limits to the distance at which the probes can be located away from the circuit and continue to operate efficient-



When installing the alarm, bend the probes close together and make tests to determine optimum separation. Best results will be obtained by installing the probes at the pool, with the alarm being remotely located at a convenient listening post.

July, 1966

ELECTRONICS INSTALLATION & SERVICING HANDBOOK-1966

Money-Saving Techniques, Shortcuts and More

How To Install Stereo Color TV
Stereo Hi-Fi TV or FM Antennas
CB Transceivers Public Address
Solid-State Ignition Alternators
Intercom Teles AM FM Radios



A
PUBLISHING
FIRST

only \$1.25

... THE ONLY COMPLETE GUIDE FOR SERVICEMEN
AND HOBBYISTS TO EVERY MAJOR PHASE OF
CONSUMER ELECTRONICS SERVICING!

ELECTRONICS INSTALLATION & SERVICING HANDBOOK • 1966

For the progressive serviceman who wants to service better and faster . . . and expand his business by handling a wider variety of equipment —

For the "do-it-yourself" hobbyist who wants to save money by servicing his own equipment —
The 1966 ELECTRONICS INSTALLATION & SERVICING HANDBOOK has arrived! 128 pages — over 150 illustrations, charts and tables — on how to spot, analyze and correct trouble... quickly, efficiently and economically!

Coverage includes: Basics of servicing • servicing b/w & color TV • AM-FM household radios • stereo/hifi • CB equipment • intercoms and PA systems • antennas • transistorized ignition systems.

Hundreds of money-saving techniques and shortcuts. Every up-to-date method and procedure.

You'd have to purchase several expensive manuals to equal this kind of incisive, all-inclusive coverage. But now you get it all in the 1966 ELECTRONICS INSTALLATION & SERVICING HANDBOOK for just \$1.25!

GET THE EXQUISITE LEATHERFLEX- BOUND EDITION for just \$3 POSTPAID!

fill in, clip & mail this form today!

Ziff-Davis Service Division • Dept. IS
589 Broadway • N. Y., N. Y. 10012

YES! Send me a copy of the 1966 ELECTRONICS
INSTALLATION & SERVICING HANDBOOK, as
checked below:

- \$1.25 enclosed, plus 15¢ for shipping and handling.
Send me the regular edition. (\$1.50 for orders outside USA)
- \$3.00 enclosed. Send me the DeLuxe Leatherflex-bound edition, postpaid. (\$3.75 for orders outside USA) Allow 3 additional weeks for delivery.

NAME

PE-76

ADDRESS

CITY

STATE

ZIP CODE

Payment must be enclosed with order.

Live Better Electronically With

LAFAYETTE RADIO ELECTRONICS

FREE!



Now **BETTER THAN EVER**

512 Pages

1966 Catalog 660

Featuring Everything in
Electronics for
• HOME • INDUSTRY
• LABORATORY

Mail the Coupon Today for Your
FREE 1966 Lafayette Catalog 660

LAFAYETTE Radio ELECTRONICS
Dept. 1G-6, P.O. Box 10
Syosset, L.I., N.Y. 11791

Send me the Free 1966 Lafayette Catalog 660

1G-6

Name


Address

City

State

Zip

CIRCLE NO. 19 ON READER SERVICE PAGE



New

Patio

outdoor speaker
in timeless redwood
\$14.95 Audiofile net

- Silicone-treated speaker.
- 10-watt, full-range, 8-ohms.
- Handy, built-in volume control.
- Weather-resistant cane grille.
- 14" x 10½" x 3½" fits in any sheltered space.

Write for
FREE

CATALOG PRODUCTS COMPANY

Argos

Dept. C 600 So. Sycamore St., Genoa, Illinois 60135
CIRCLE NO. 5 ON READER SERVICE PAGE

ly. This distance is best determined by trial.

The probes are constructed of 1/8"-diameter brass welding rods spaced approximately 1/4" apart. Length is not critical, but it should not exceed 12 inches.

Installing the Alarm. Although the accompanying photographs show the alarm installed at the pool, it is preferable to install the unit at some other location. Select a convenient spot that will provide a good listening post most of the time.

Mount the probes close together on a piece of board, allowing the probe tips to extend a few inches beyond the edge of the board. Before mounting the probes, waterproof the board with several coats of oil-base paint and allow it to dry. The probes can be connected to the alarm via ordinary bell wire.

After installing the probes on the swimming pool wall about an eighth of an inch above the surface of the water, flip the switch on for a few "dry" runs. It may be necessary to adjust the spacing between the probes, as well as the height of the probes above the water, for optimum performance

-30-

MUSETTE COLOR ORGAN

(Continued from page 62)

rear projection through a plastic or glass screen, or reflected projection from a crumpled aluminum foil surface.

For best results, use *red, orange, yellow, green, and blue* spotlights to obtain a full spectrum of colors. It has been found that spotlights with built-in optical interference filters perform best, yielding the deepest colors, the coolest operation, and providing the best overall effect. These lamps readily produce all hues, and varying degrees of saturation.

The choice of a display, as well as the arrangement or sequence of colors for the various channels, is yours to make. One logical scheme is to drive the low-frequency color lamp—the color red—with low-frequency audio, and so on up the spectrum to blue.

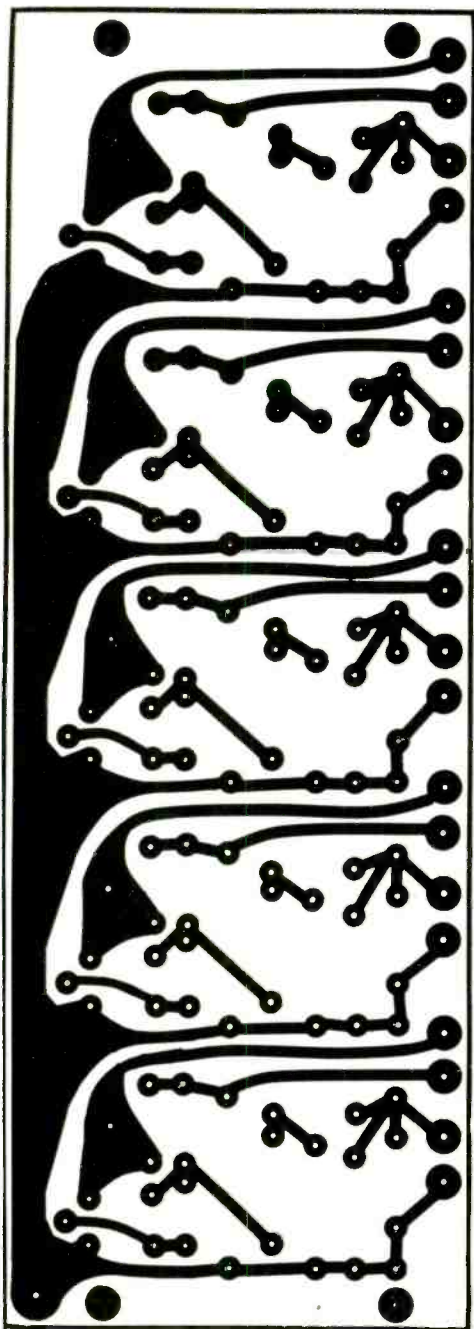


Fig. 11. Actual-size illustration of printed circuit board. For hole drill sizes, refer to Fig. 4.

Regardless of your final arrangement, we believe you will have the best color organ available, in terms of sensitivity, power output, and performance. Enjoy it.


-30-

when it's time to think of college
you should read this

FREE CAREER BOOKLET

about engineering at

MSOE



MILWAUKEE MS-277
SCHOOL OF ENGINEERING

Dept. PE-766, 1025 N. Milwaukee Street
Milwaukee, Wisconsin 53201

Tell me about an engineering career through
residence study in:

Electrical fields Mechanical fields

Name.....Age.....

Address.....

City, State.....

CIRCLE NO. 20 ON READER SERVICE PAGE

Silence IS Golden

(In Mobile Installations)

Only the Squires-Sanders Noise Silencer eliminates noise caused by ignition, power lines, etc. Only two transceivers have this exclusive feature—the Squires-Sanders "23'er" with full 23-channel capability (all crystals supplied) at \$235 and the "S5S" 5-channel model at \$185. Other features include an ultra-sensitive receiver and a powerful, long-range transmitter (special high efficiency RF output amplifier clipped and filtered audio, 100% modulation). 12 VDC power supply.

Squires-Sanders
Inc., Millington,
N. J. 07946.



Squires Sanders

CIRCLE NO. 30 ON READER SERVICE PAGE

PHOTOGRAPHY ANNUAL 1966

A selection of the world's best photographs compiled by the Editors of PHOTOGRAPHY ANNUAL



**212 MAGNIFICENT PAGES!
24 IN GLORIOUS FULL-COLOR!**

**THE 1966
PHOTOGRAPHY ANNUAL**

PHOTOGRAPHY ANNUAL—the favorite photographic showcase of camera enthusiasts the world over! It's an issue you'll enjoy and learn from...one you'll want to add to your collection of valuable photographic editions! To receive your copy by mail, thereby avoiding any chance of disappointment, be sure to send your order today!

PARTIAL CONTENTS include these portfolios...

- Ralph Morse—"Biographer of the Space Age."
- Book Preview! John Rawlings' figure studies.
- Gary Winogrand's amusing "Look at the Animals."
- Story of the Year—dramatic Civil Rights photos.
- An extensive International Portfolio.
- Best News Pictures of the Year...and more!

PLUS...the full story behind each photo

Enjoy the convenience of having this year's edition delivered directly to your home!

**\$1.25
only**

GET THE LEATHERFLEX-COVERED EDITION for just \$3.00—POSTPAID!



FILL IN, DETACH & MAIL THIS FORM TODAY!

ZIFF-DAVIS SERVICE DIVISION • Dept. PA
589 Broadway • New York, N.Y. 10012

Please send my copy of the 1966 PHOTOGRAPHY ANNUAL as I've indicated below:

- Send me the regular edition. My \$1.25, plus 15¢ for shipping and handling (25¢ outside U.S.), is enclosed.
- Send me the Deluxe Leatherflex-Covered edition, postpaid. My \$3.00 is enclosed. (Orders outside U.S. add 75¢ to partially defray postage and handling costs.) Allow three weeks additional for binding and mailing.

name please print PE-76


address

city state zip-code

(Payment must be enclosed with order.)

RIDING THE TV DX TRAIL

(Continued from page 74)



One of the important ingredients for topnotch tropo and E-skip DX is an antenna farm. The author used these high gain VHF and UHF rotatable antennas.

Equipment. The impression that TV DX'ing necessitates an extra investment in equipment is false. Unless you live in the metropolitan New York, Los Angeles, or Chicago areas, your chances of seeing some TV DX in the next few weeks are quite good. They are better if you have an outdoor antenna, and still better if that antenna is on a rotator.

Most TV DX'ers take photographs of the catches they have made to serve as proof of reception.

PHOTOGRAPHING TV SCREEN

There is a precise technique for photographing pictures on a TV screen. The TV picture is being produced at a rate of 60 fields and 525 lines per second. The fields are interlaced to 30 frames. The number of lines determines the picture definition. To take usable photos, the camera must be slowed down to either 1/25 or 1/30 second. Use film with an exposure index of 100, or slightly higher. With normal TV picture tube brightness, a typical exposure would be at f stop openings of either 2.8 or 4.0. If you have a choice, try not to use a camera with a focal plane-type shutter.

TV TROUBLE QUIZ ANSWERS

(Quiz appears on page 77)

- 1 - G This keystone effect may be the result of a short in the horizontal winding of the deflection yoke, or a short in the balancing capacitor across the winding.
- 2 - C Slanting bars that change in number, width, and slant angle as the a.f.c. coil is adjusted are the result of the horizontal oscillator operating off frequency.
- 3 - A Neck shadows are produced by the deflection yoke being positioned too far back on the neck of the tube. They are also produced by an incorrectly positioned focus coil or ion trap.
- 4 - F A horizontal line across the face of the picture tube is an indication of no vertical deflection. This may be caused by failure of the vertical oscillator/amplifier tube, vertical output transformer, or other components in the vertical section.
- 5 - K When the picture wobbles from side to side while rolling slowly from top to bottom, the indication is a loss of synchronizing pulses. This is usually caused by a defective sync clipper or sync amplifier tube, or failure of some other sync component.
- 6 - J This dark bar is produced by 60-cycle hum in the video signal. It usually results from a filament-to-cathode short in one of the i.f., r.f., or video amplifier tubes.
- 7 - E Elongation of the bottom portion of the picture is usually caused by an improperly adjusted height (SIZE) control. This control also has a slight effect on the top portion of the picture during adjustment.
- 8 - I A picture having insufficient height and width (and usually poor brightness, focus, and sync) is usually caused by low B+ voltage. Try a new low-voltage rectifier.
- 9 - L A weak r.f. amplifier tube, as well as a poor antenna, will usually produce an abundance of snow in addition to a weak, washed-out picture.
- 10 - D A picture which fills out completely at top and bottom, but which shrinks at the sides, can be traced to a weak horizontal output tube. Low line voltage—during peak evening hours—can also cause a similar effect.
- 11 - H Beadlike, black vertical lines on the left-hand side of the picture tube are usually due to what is generally known as Barkhausen oscillation, which takes place in the horizontal output tube. Sometimes, mounting a small magnet on the tube will cure this condition.
- 12 - B Loss of horizontal sync, as evidenced by this split image, can be caused by an incorrect phase relationship between the horizontal sync pulses and the horizontal oscillator output. Try changing the phase detector.

Discover all those places you never knew existed!

Get more fun out of flying with the new
FLYING TRAVELGUIDE



The first really useful guide to flying vacations! Everything you need to know about: lodgings, restaurants, resorts, sightseeing, recreation, sports activities, airport facilities, children's fun, price information, special information for the gals.

Published by the editors of FLYING Magazine, the FLYING TRAVELGUIDE brings you complete information, organized into easy to follow form, that will make every flying trip a wonderful experience.

■ **Complete area descriptions!**

Airport facilities, nearby hotels, motels, resorts, restaurants, sightseeing highlights — complete with price information!

■ **Handy geographical breakdown!**

Listings are divided into 6 geographical sections, covering the U.S. and Bahamas!

■ **Quick-reference symbols!**

Listings show symbols denoting the type (and quality) of recreation and special interests at each area.

■ **Fun for the youngsters, too!**

Special listings of children's attractions.

■ **Special information for the Gals!**

Ideas on food and clothing suited to flying trips.

So, whether you own a plane, rent, or fly with others... the FLYING TRAVELGUIDE is for you!

Don't miss out! Order your copy now!



DELUXE LEATHERFLEX-BOUND EDITION —

\$3.00 Handsome and permanent. Keeps the FLYING TRAVELGUIDE neat prepaid and attractive even after constant use.

FILL IN AND MAIL THIS COUPON TODAY!

Ziff-Davis Service Division / Dept. FT
589 Broadway / New York, N.Y. 10012

Roger! Send my copy of FLYING's 1966 TRAVELGUIDE right away!

\$1.25 (plus 15¢ for shipping and handling, 25¢ outside U.S.A.) is enclosed. Send me the regular edition.

\$3.00 enclosed. Send me the Deluxe Leatherflex-Bound edition, postpaid. (Allow two extra weeks for delivery.)

NAME _____ PE-76

ADDRESS _____

CITY _____ STATE _____ ZIP _____ CODE _____

PAYMENT MUST BE ENCLOSED WITH ORDER.

SOLID STATE

(Continued from page 82)

feedback and leakage paths at a minimum. The circuit has excellent frequency response, although its input impedance drops rapidly above 100 Hz from over 1000 megohms to about 0.5 megohm at 100 kHz. If a lower input impedance is acceptable, C_2 may be omitted. With this modification, the input impedance remains above 10 megohms throughout the audio range.

New Experimenter Components. In response to user interest in the popular "X-line" of experimenter components, General Electric (Owensboro, Ky.) has expanded the line to cover several new items, including a Triac (X12), a Diac (X13), a thyrector diode (X14), a thermistor (X15), and a low-voltage SCR (X16). In addition, GE has introduced a new "Hobby Kit." Netting for less than one dollar, the kit consists of a 3½" by 4½" assembly board, rubber mounting feet, and more than a dozen push-in terminals. Component leads can be attached to terminals with or without soldering.

These new items—as well as other components in the "X-line"—are described in detail in GE's recently published 18-page "Entertainment Semiconductor Almanac." Copies of the booklet, publication ETR-4311, can be obtained from GE component distributors or by writing directly to General Electric Co., Schenectady, N. Y. 12305.

Silicon Rectifier Handbook. The new *Silicon Rectifier Handbook* put out by Motorola Semiconductor Products should be useful to both newcomers and old-timers, since all phases of the art are covered in its 216 pages. The book provides the necessary information

for effective selection and application of silicon rectifiers. Circuits for both single and multiphase systems are described and analyzed, as well as rectifier voltage multipliers and circuits for regulation, arc suppression, and other specialized applications.

Priced at \$1.50, the Handbook is available through your local authorized Motorola distributor or from Motorola's Technical Information Center, Box 955, Phoenix, Arizona 85001.

Transitips. If you wanted to design your own transistor amplifier, how would you determine the values of the bypass and coupling capacitors? By guess and by golly? By "rule of thumb?" By experimentation? By checking values in similar published circuits? Why not use the methods design engineers employ? It isn't as hard as you might think.

A capacitor's reactance can be calculated by using the equation: $X_c = 1/2\pi fC$, where X_c is in ohms, the constant 2π is approximately 6.283, f is in Hertz, and C is in farads. This equation can be simplified to read: $X_c = 159,000/fC$, where C is in μf . Transposing, the simplified equation can be changed to: $C = 159,000/fX_c$. This single equation is all you'll need.

Let's try a practical example. A typical common-emitter amplifier stage is illustrated in Fig. 7. Here, base bias is provided through voltage divider $R1-R2$, and stabilized by emitter resistor $R3$ bypassed by $C1$. Resistor $R4$ serves as the collector load, while the output signal is coupled through $C2$ to the following stage. Operating power is supplied by $B1$. We'll assume that the stage is an audio amplifier with a desired response extending down to 100 Hz.

In general, bypass and coupling capacitor values are chosen so that their reactance is no more than 1/10 that of the impedance bypassed (or coupled to) at the *lowest frequency* to be handled by the stage. In a practical amplifier, emitter resistor $R3$ might have a typical value of 100 ohms. The lowest frequency to be handled is 100 Hz. This means we must choose a capacitor with an X_c of no more than 10 ohms at 100 Hz. Using the equation we've developed, we find that $C = 159,000/100 \times 10 = 159 \mu\text{f}$. Hence, $C1$ should be a 159- μf capacitor. Chances are you can't obtain this exact value, however, so you would use the *next larger commercial value* . . . either 160 μf or 200 μf .

Next, let's determine $C2$'s value. Assume that $Q1$ is coupled to another amplifier stage having an input impedance of approximately 2000 ohms (typical of low-power transistor amplifier). Then, using the same equation, but substituting 200 for X_c

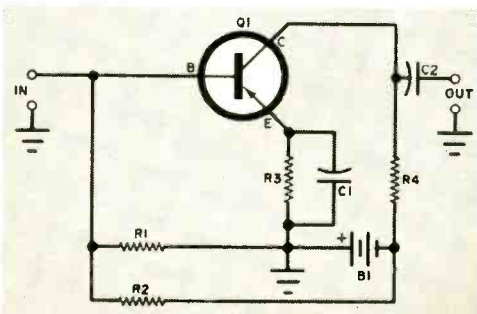


Fig. 7. Want to pitch in and help design this common-emitter amplifier stage? Then how about helping to calculate the component values? Refer to the text at right for specifications and information.

and, again, 100 for f , we find that $C=7.95 \mu\text{f}$. As before, you would use the next larger commercially available value for C_2 —either 8 μf . or 10 μf .

In both cases, capacitor working voltages are determined by the highest voltage (d.c.) expected in the circuit in which the units are to be used. With, say, a 9-volt power supply, 10- or 12-volt capacitors would be satisfactory.

Isn't engineering fun?

—Lou

AMATEUR RADIO

(Continued from page 86)

NEWS AND VIEWS

Hank Hanburger, K3YDX, 4317 Varney Ave., Fort Meade, Md., spent six months as a Novice and then saved \$4 by passing the General test just before the new FCC schedule of license fees went into effect. He operates his Hallcrafters HT-44 transmitter, National NC-300 receiver, and 40-meter dipole mostly on 40-meter CW with occasional excursions to 40- and 15-meter SSB. While not a DX'er, Hank has most states and several foreign countries; he is a member of two radio clubs and teaches code at one of them. . . . **Ronald Piper, WN2VEO**, Box 46, Port Kent, N.Y., works more DX on the 80-meter Novice band than many do on the higher frequencies. Feeding a vertical antenna with a Heathkit DX-40 transmitter and receiving on a Hallcrafters SX-99, he has worked 30 states and 4 Canadian provinces. His best catches are California and British Columbia with RST-589 reports. . . . **Bruce Wampler, WN7EWC**, 1309 S. Mitchell, Casper, Wyoming, would probably rate as a "rare catch" with most amateurs. In his first three weeks on the air, Bruce put Wyoming in logbooks in 44 states, 4 Canadian provinces, and Puerto Rico. Separate dipoles for 80, 40, and 15 meters, an EICO 720 transmitter, and a Hallcrafters SX-111 receiver helped establish this record.

R. H. Mattox, W9ADT/MM, S.S. "Green Bay" (KPGS), Box 53366, New Orleans, La., started out with a 1-tube transmitter and a 1-tube receiver—both operating from two 45-volt batteries—and worked 13 states. This was in 1939. He now operates with a Heathkit SB-300 receiver, SB-400 transmitter combination in conjunction with a W2AU Cubical Quad antenna on the S.S. "Green Bay." The "Green Bay" is an air-conditioned freighter (quite a rarity, incidentally), and Bob is its chief radio operator. It would take all our space to tell you what Bob has done in radio since he first got on the air, like swimming ashore under fire with a 35-pound rig strapped to his back or operating on 75-meter phone with a 425' broadcast tower as an antenna. But he still thinks that amateur radio is the "most," and he is happy to work anyone on phone or on CW—any speed. . . . **Mike Forsyth, WB6SAJ**, 789 Colusa Ave., El Cerrito, Calif., tells us where he operates and what he uses, but he is mum about his results. The statistics are 60 watts to a 2-element beam on 50 MHz, 20 watts to a 3-element beam on 144 MHz, and 6 watts to an 80-element beam on 232 MHz. He gets to 232 MHz with an International Crystal Company frequency multiplier. . . . **Dennis Quinn, WN3EIP**, 88 Woodrow Court, Sharon, Pa., finds that going to school and servicing his paper route—to

There's GOOD NEWS Today!

PRICES REDUCED

on the famous

MARK TEN SCR IGNITION SYSTEM

Factory
Assembled



ONLY **\$44.95** ppd.

OR IN
EASY-TO-ASSEMBLE
DELTAKIT

ONLY **\$29.95** ppd.

Here's why DELTA offers you these unparalleled savings!

You read it in the June 1965 issue of this magazine: "First SCR Ignition System in mass production." Now Delta—the ORIGINAL manufacturer and the largest—offers this price reduction due to high production levels. Thousands have purchased and installed our remarkable automotive system. We at Delta can now pass along our lowered manufacturing costs to you—with extra savings in addition to the Excise Tax reduction effective January 1st! Save on gas. Increase the life of your points and plugs. Dramatically improve your car's acceleration and general performance. Buy the ORIGINAL, and for less! ORDER TODAY!



DELTA PRODUCTS, INC.

P.O. Box 1147PE • Grand Junction, Colo. 81501

Enclosed is \$_____ Ship prepaid. Ship C.O.D.
Please send: Mark Tens (Assembled) @ \$44.95
 Mark Tens (Delta Kit) @ \$29.95

SPECIFY — Positive Negative 6 or 12 Volt
Ground Ground

Car Year _____ Make _____

Name _____

Address _____

City, State _____ Zip _____

DP 6-1

CIRCLE NO. 36 ON READER SERVICE PAGE



In about six weeks, James Carefoot, W8SLP, Marquette, Mich., exchanged comments with amateurs in 30 states. He uses a Heathkit DX-40 transmitter and GR-64 receiver (plus home-built Q-multiplier).

pay for his radio gear—cuts down on his air time. Nevertheless, he has managed to get in 30 states and Canada and earn a Rag Chewers' Club certificate—all on 40 meters. He cranks the power on his Heathkit DX-100 down to 75 watts to transmit, and he receives on a Hammarlund HQ-110.

Michael Socha, WN8RUK, 7751 Warwick, Detroit, Mich., has found out that a good receiver does make a difference. In three months his Heathkit DX-40—feeding a 100' end-fed antenna—and his old receiver worked eight states. In the few days since he got his Lafayette HA-225 receiver, he has pushed the total up to 14 states and Canada. The antenna is 20' high, by the way, and this work has been on 80 and 40 meters. A 15-meter ground-plane antenna is now under construction. . . **Richard W. Snyder, WA8PCM**, Mich. Tech. University, 506 E. Wadsworth, Houghton, Mich., together with WA8FDA and W8HOQ, is building 420-MHz TV gear. Dick also has equipment for most of the lower-frequency amateur bands, but 50 MHz seems to be his favorite. Maybe the 5-element Hy-Gain beam that helps his 33-watt transmitter raise almost everything he hears has something to do with this preference. . . **Brent L. Twitchell, WN7DEH**, 5715 South 4060 West, Kearns, Utah, has eased his signal into 42 states and six countries on 15 and 40 meters. A 40-meter dipole antenna works well on both bands, the receiver is a Hammarlund HQ-170, and the transmitter is a Heathkit DX-40. A home-brew electronic keyer bugs the DX-40.

Kenneth Birkmann, WNØNVT, 8353 Fullerton Ave., University City, Mo., finds that a 15-meter inverted-V antenna fed with RG-58/U coaxial cable works fine. Feeding it with a Heathkit DX-40 transmitter, he gets excellent reports from the West Coast. Ken receives on a National NC-98. . . **Dan Tylicki, WA8QDJ**, 10728 Elmerge, Cleveland,

Ohio, works 50 and 144 MHz with an AMECO TX-62 transmitter driven by an AMECO VFO. He receives on a National NC-300, plus converter. Two antennas, a 6-element, 6-meter beam on a 20' boom, 42' high, and an 11-element, 2-meter beam on a 12' boom, 52' high, play give and take with the receiver and transmitter. . . **Charles King, WN4BOV**, 329 Arrow Drive, Signal Mountain, Tenn., reports that his antenna farm is 2050 feet high, because he lives on top of a mountain. The antennas are an 80-meter dipole and a dual 40/15-meter dipole. In conjunction with a Hammarlund HQ-150 receiver and an EICO 720 transmitter running 75 watts, they have worked 30 states. Charlie has wangled QSL cards out of 20 of them.

How about sharing your pleasure in amateur radio with the rest of us? Just write that letter and send that picture, and chances are that you'll see your name in print and more of the ham fraternity will get to know you better. Thanks for keeping those club bulletins coming. Send all mail to: Herbert S. Brier, W9EGQ, Amateur Radio Editor, POPULAR ELECTRONICS, P.O. Box 678, Gary, Indiana 46401.

73. Herb, W9EGQ

ON THE CITIZENS BAND

(Continued from page 79)

from an accident scene or road hazards ahead. Caravans of autos on field trips or excursions could be kept in constant touch. The two-car family could "verbally" ride together, although a block apart. You might also use the system to invite a friend to join you after he has passed you going in the opposite direction.

Bugaboos: Every car on the road would have to be carcommunications-equipped to make the proposal effective; all equipment would require tone signaling to spare communicators from beam-powered CB signals crossing their paths; and all equipment would have to be on the same channel.

The CB wrist radio appears to have a bright future as proposed during a recent engineering gabfest. It is possible to create a portable-type wireless intercom, operable on Citizens Band channels, contained in a slim package that would be strapped to the wrist, complete, without dangling wires, separate power supplies, or over-the-shoulder antennas. However, the range might be even less than with the carcommunications system.

When informed of the CB wrist radio proposal, we wondered if the new user would be called a Wristacator? Would his equipment be a wristceiver, a wristmitter, or a wristacom? Maybe the simplest arrangement would be to whittle it down to a 2-way wradio!

Whatever the final decision, the micro unit will definitely not be designed as a toy. It will be aimed at business executives who would not normally care to walk down hallways or between offices carrying a walkie-talkie with a lengthy extension of antenna.

HAMFEST PICNIC

The Tenth Annual W6SD Hamfest Picnic sponsored by the San Fernando Valley Radio Club will be held July 24, starting at 10 a.m. Place: Lockheed Employees Recreation Center, 2814 Empire Ave., Burbank, Calif. Prizes include a Swan 350 transceiver and power supply, and a Hallicrafters SR-42 2-meter transceiver. Tickets are available for a donation of \$1 sent to the above address.

Users might also include secretaries, custodians, factory maintenance people and foremen, doctors and nurses. Department stores could equip each of their security guards and department heads with such a unit, as might large supermarkets and drive-in theatres.

The CB wrist radio would not eliminate the walkie-talkie. Rather, it would open up a new market for manufacturers, and create a compact means of instant communications. The new facility might be worn by everyone in a large concern from president on down to the mail clerk. It could be used inter-office, indoors and out, from the top floor to the basement.

Due to advances in microelectronics, manufacture of such equipment is now feasible. One of the largest electronic firms in the world developed a CB receiver smaller than the proposed wrist model some time ago (they did not, however, answer our inquiry on the unit).

We're not sure when or how the communications idea might be tackled in the future. We feel more certain, though, that sooner or later someone will call Tracy's bluff by putting a CB wrist radio on the market. Like this year, maybe?

1966 OCTB CLUB ROSTER

The following clubs are represented on the OTCB Club Roster for the first time. Active CB clubs not yet registered with this column are urged to fill us in on their operation, giving us the club history, membership totals, public service assists that have been made, and a listing of current officers. Include a good, clear photograph if you can shake your publicity chairman loose, and we'll show the rest of the CB world what your operation really looks like. Send all material to Matt P. Spinello, CB Editor, POPULAR ELECTRONICS, One Park Avenue, New York, N.Y. 10016.

Great Lakes, Illinois—*Great Lakes Citizens Banders Club*. Comprised of CB-active U. S. Navy personnel, this group offers travel aid information to weekend visitors to the Naval Recruit Training Command via CB channels 9 and 11. Current membership totals 25. Present officers: Dick Priest, KNN5685, president; Charlie Dixon, KCJ5576, vice president; Howard Blumer, KLL1512, secretary; and Bill Jones, KMK3723, treasurer.

Defiance, Ohio—*Maumee Valley Emergency Citizens Band Radio Corps, Inc.* Present membership is 78. Club has emergency patrol that meets first Friday of each month; sponsors annual CB jamboree; and publishes informative monthly, the "Squawk Box." Current officers: Ed Morehouse, KHI2369, president; Joe Sauber, KLN1030, vice president; Linda Hahn, KHI9912, secretary; Harold Roth, KHG2550, treasurer; and a four-man board of directors.

Bloomsburg, Pennsylvania—*Columbia County Five Watters Club*. Membership is restricted to the "under 21" set. Applicants must be licensed CB'ers or members of the immediate family of an adult CB'er. First official meeting was held last January. Elected officers include: Eugene Radice, KNP5112, president; Robert Longenberger, KPQ0868, vice president; and George G. Stradtman, Jr., secretary/treasurer.

Brantford, Canada—*Telephone City CB Association*. Group has search and rescue squad. Chairman is E. L. Vansickle, XM43-2125.

I'll CB'ing you, —Matt, KHC2060

POPULAR ELECTRONICS SUBSCRIBER SERVICE

Please include an address label when writing about your subscription to help us serve you promptly. Write to: Portland Place, Boulder, Colo. 80302

Change of Address:

Please let us know you are moving at least 4 weeks in advance. Affix magazine address label in space to the right and print new address below. If you have a question about your subscription, attach address label to your letter.

To Subscribe:

Check boxes below.

- New Renewal
 5 years \$20
 3 years \$13
 1 year \$5

Specify

- Payment enclosed
 — You get 1 extra issue per year FREE!

- Bill me later.

← AFFIX LABEL →

If you have no label handy, print OLD address here.

name
please print

address

city

state
zip-code

name please print 0171

address

city

state zip-code

WORLD'S FINEST CORED SOLDER

ERSIN MULTICORE 5-CORE SOLDER

BUY IT AT
RADIO-TV
PARTS STORES

EASY DISPENSER
ONLY 69¢


LEARN Electronics Engineering AT HOME

Fix TV, design automation systems, learn transistors, complete electronics. College level Home Study courses taught so you can understand them. Earn more in the highly paid electronics industry. Computers, Missiles, theory and practical. Kits furnished. Over 30,000 graduates now employed. Resident classes at our Chicago campus if desired. Founded 1934. Catalog.

AMERICAN INSTITUTE OF ENGINEERING & TECHNOLOGY
 1137 West Fullerton Parkway, Chicago, Illinois 60614

What most camera owners don't know about picture-taking could fill a 116 page volume...

and here it is!



INVITATION TO PHOTOGRAPHY, by the editors of Popular Photography, is a unique 116 page guide to better picture taking filled with basic, down-to-earth advice that helps you eliminate costly trial and error, time-consuming guess work. Plagued by fuzzy pictures? Poorly exposed film? Drab color shots? Invitation To Photography is your answer. Whether you are a beginner, a hobbyist, or someone who just likes to take pictures—no matter what kind of camera you use—everything you need to know about getting the best out of your camera is now clearly defined in one concise, easy-to-understand guidebook.

Including: How to choose the right equipment... suiting the film to the occasion... using the correct exposure... artificial vs. natural lighting... getting the most from color... creative composition... darkroom work.

20 complete, fact-and-photo-packed articles in all! Each written by an expert for people who want to take better pictures. You'll progress quickly, easily and confidently—with pros like Rothschild, Pierce and Hattersley looking over your shoulder on every shot.

So take the first important step toward those perfect quality photos you're shooting for... by ordering your INVITATION TO PHOTOGRAPHY!

Use the coupon below Only \$125 and R.S.V.P. today!

GET THE HANDSOME LEATHERFLEX-BOUND EDITION for just \$3 POSTPAID!



INVITATION TO PHOTOGRAPHY is also available in a splendid deluxe edition. Rugged Leatherflex cover provides lasting protection yet is softly textured and gold-embossed for the look of elegance. A collector's item—a superb addition to your permanent photo reference library. And it's yours, for just \$3 postpaid, when you check the appropriate box on the order form.

Ziff-Davis Service Division • Dept. IP
589 Broadway • New York, N. Y. 10012
YES! Please send my copy of Invitation To Photography as checked below:

- \$1.25 enclosed, plus 15¢ for shipping and handling. Send me the regular edition. (\$1.75 for orders outside the U.S.A.)
- \$3.00 enclosed. Send me the Deluxe Leatherflex-bound edition, postpaid. (\$3.75 for orders outside the U.S.A.) Allow three additional weeks for delivery.

NAME please print

ADDRESS PE-76

CITY

STATE ZIP CODE

PAYMENT MUST BE ENCLOSED WITH ORDER.

SHORT-WAVE LISTENING

(Continued from page 83)

nections clean and tight? If your equipment is not protected by a lightning arrestor, we strongly suggest that you purchase one and install it immediately. The few cents you spend may well save you hundreds of dollars in repair or replacement bills.

"Money Can't Buy . . ." The widely heard "Kiss Me Honey" clandestine station on 11,697 kHz now has a new recording of "Money Can't Buy Me Love" by the Beatles. In the usual manner, the station will sign off somewhere in the middle of the record at about 1850, with no announcement at any time.

We've had many requests for the name of the singer and/or orchestra of the "Kiss Me Honey" record. Can anyone provide the answers?

CURRENT STATION REPORTS

The following is a resume of current reports. At time of compilation all reports are as accurate as possible, but stations may change frequency and/or schedule with little or no advance notice. All times shown are Greenwich Mean Time (GMT) and the 24-hour system is used. Reports should be sent to SHORT-WAVE LISTENING, P.O. Box 333, Cherry Hill, N.J. 08034, in time to reach your Short-Wave Editor by the fifth of each month; be sure to include your WPE identification, and the make and model number of your receiver.

Bechuanaland—According to the BBC, its Central African Relay station in Francistown is now operating at 0400-0730 and 1015-1145 on 7295 kHz and at 1545-2015 on 4845 kHz.

Brazil—Station ZYN50, *R. Cultura de Pocos de Caldas*, is noted at times on 4885 kHz from 0100 in Portuguese; don't confuse it with ZYG26, *R. Pioneira de Teresina*, on the same frequency. Station ZYF23, *R. dif. Maranhao*, Sao Luis, is now on 4750 kHz (a move from 4710 kHz) and is heard well around 0100-0130. Station PRC5, *Radio Clube do Para*, Belem, is heard well evenings on 4865 kHz; beware of ID's given during sportscasts—with extensive networking, the call-sign may be that of the flagship station, usually one of the Sao Paulo or Rio de Janeiro outlets.

R. Guarani (no known call-sign) in Belo Horizonte is one of the few all-night stations. On 6175 kHz, it is usually good from 0600 on. Listen for a time signal every half hour from the State University of Minas Gerais.

Listed as inactive, *R. Timbira*, Sao Luis, 15,215 kHz, has been testing around 0215-0300 with beautiful music but having trouble in keeping the xmr on the air. Station ZYR89, 3285 kHz, *R. Aparecida*, has been "tentatively" logged with news at 0000-0005; *Emissora de Educativa Rural* is also listed for this channel.

Canada—The new and experimental xmsn directed to the BBC for simultaneous rebroadcast to West African listeners is now scheduled for 5990 kHz instead of 5955 kHz. The time remains the same: 0725-0815.

China—*R. Peking* broadcasts to N.A. in Eng. at 0000-0055 on 15,060 and 11,820 kHz and at 0100-0155 and 0200-0255 on 15,060, 11,945 and 9480 kHz; in Spanish at 2300-2355 and 0000-0055 on 15,095, 11,945, and 7080 kHz and at 0100-0155 and 0200-0255

SHORT-WAVE MONITOR CERTIFICATE APPLICATION

ALL radio listeners interested in furthering the hobby of SWL'ing—regardless of whether you DX on the BCB, VHF, TV, SW, or FM bands—are eligible to apply for a POPULAR ELECTRONICS "Certificate of Registration." You must have verified (have QSL cards from) a minimum of five radio stations, of which one was outside the borders of the United States. There is no age limit, or special equipment qualification; the only requirement is that the applicant have a sincere interest in radio communications.


All certificates are filled in and lettered before mailing; they are mailed flat and unfolded. If you want to register and receive your WPE identification sign, fill in the application blank below. Mail with 50 cents in coin (or stamps) to: MONITOR, P.O. Box 333, Cherry Hill, N.J. 08034. (Personal checks will not be acceptable). Canadians should use their own currency, and other applicants not in the U.S.A. should use 10 International Postal Reply Coupons. Allow 4-6 weeks for processing.

(Please Print)	(Do not fill out)
Name	
Street, City and Zone	
State and Zip	
Receivers in use	
Make	Model
Make	Model
Age	Occupation
Ham/CB call - letter assignment(s)	
I listen mostly to SW Broadcast	Hams
	CB
	BCB
	VHF
	VLF
I use the following antennas	
I have	QSL cards and
	countries verified.
	Check if subscriber to P.E.
Signature	Date

Sonar CITIZENS BAND 2 WAY RADIO

Model T-2 **\$139⁹⁵**

PRICE INCLUDES:
1 pair of crystals, nickel cadmium batteries, 110 VAC charger, leather case, earphone



IDEAL FOR CONSTRUCTION, WAREHOUSE, FARMS & BUSINESS
Perfect for Portable and Mobile use

14 TRANSISTORS • 2 WATTS • 2 CHANNELS • SOLID STATE DESIGN
Powerful and dependable performer. Compact, hand held 2-way radio, transistorized for long life. Delivers a sharp clear signal over a long range. Fully crystal controlled for precise operation. 100% modulation • automatic noise limiter • adjustable squelch • self contained nickel cadmium batteries • provisions for external antenna, mike and earphone • 12VDC, Wt. 2 lbs. • compatible with all systems.

SONAR RADIO CORPORATION, 73 Wortman Ave., Bklyn. 7, N. Y.
Please send me complete information on Model "T-2" CB radio.
Dept. 490

Name _____

Address _____

City _____ State _____

CIRCLE NO. 28 ON READER SERVICE PAGE

SHORT-WAVE ABBREVIATIONS

annt—Announcement	kw.—Kilowatts
BBC—British Broadcasting Corporation	N.A.—North America
CW—Morse code	R.—Radio
Eng.—English	s/off—Sign-off
ID—Identification	s/on—Sign-on
IS—Interval signal	xmsn—Transmission
kHz—Kilohertz	xmtr—Transmitter

on 15.115, 11.980, 11.820, and 9940 kHz; in Chinese at 0000-0055 on 15.115, 11.860, 9940, and 9480 kHz and at 0100-0155 on 15.095 kHz. Other xmsns noted: Peking, on 9365 kHz in native language from 2030 s/on to 2125 s/off, on 7820 kHz (dual to 7620 kHz) at 2207 in Russian; on 6825 kHz in French at 2130 dual to 7005, 7057, and 7435 kHz; in Chinese on 6645 kHz at 2023-2057 s/off; and on 6620 kHz in Eng. from 2030. *China Press Agency*, Peking, was noted on 16,105 kHz at 0137 with normal-speed news in Chinese. Fukien is assumed to be the station noted on 3199 kHz around 0955-1015, with a weak signal.

Colombia—Station HJCF, *La Voz de Bogota*, has been testing in the 60-meter band using the 5041-kHz channel and suffering heavily from the Venezuelan on 5040 kHz. When HJCF uses 5041 kHz, the regular 5960-kHz channel is inactive.

Costa Rica—Station TIHCG, *R. Reloj*, San Jose, 6206 kHz, is scheduled at 1100-0600 daily with best signal heard from 0100 to 0600, all-Spanish. The ID is *Esta es Radio Reloj de Costa Rica*. Listen for the "Ave Maria" daily at 0600. Reports go to Sistema Radiofonico HE, Roger Barahona G. & Hnos. Ltda., San Jose.

Dominican Republic—*R. Television Dominicana*, Santo Domingo, now back on the air on 9503 kHz after a long absence, was noted from 2230 to 0500 s/off in Spanish with a strong signal. Overseas sources list the 3200-kHz xmtr as *R. San Pedro*, San Pedro de Macoris; this is strong around 0200. Another station to reappear is HIJP, *R. Comercial*, Santo Domingo, 4880 kHz; it was noted at 2330-0200 in Spanish with music and commercials.

Ecuador—Station HCSP4, *La Voz del Volante*, Portoviejo, has been noted with Ecuadorian music and very few anmts on 6100 kHz to 0400 closing; it may run later at times. The Spanish speaking station on 3395 kHz is *R. Zarcoy*, noted at 0500-0530 with typical Ecuadorian programming at excellent level.

Egypt—Cairo's N. A. xmsn is now on 9595 at 2330-0030 in Arabic, at 0030-0130 in Spanish and at 0130-0300 in English. The South America xmsn is on 9475 kHz at 2330-0030 in Portuguese, at 0030-0130 in Spanish and at 0130-0230 in Arabic. They also have news in Eng. at dictation speed at 0630-0650 on 11,915, 9475, and 7075 kHz. Monitors might check a "tentative" logging of Cairo on 15.135 kHz around 2200 with Eng. but very poor modulation.



This is the listening post of Richard Jenneman, WPE9GCZ, of Stanley, Wisconsin. His equipment includes a Hallicrafters S-41 and a Motorola receiver. Dick has 26 states and 4 countries verified.

England—According to "Wireless World," time signal station GER on 16 kHz is off the air while the xmtrs are being modernized for frequency-shift keying. The service is being carried temporarily by the Criggon very low frequency xmtr on 19.6 kHz.

Germany (West)—The planned N. A. relay station of *Deutsche Welle* will not be on Bonaire as originally planned because of *R. Nederland's* plans to build their relay station there, but it is still scheduled to be located somewhere in the Caribbean or Central American area. Later this year, medium-wave DX'ers might well look for Langenberg on 1586 kHz; the power is being raised from 400 kw. to 800 kw. *Deutsche Welle* is the only station in the world to have regularly scheduled Sanskrit programs; they are aired every second Thursday at 0845-0805 on 11,785, 15,275, and 17,845 kHz.

Ghana—Accra has been heard on 15,190 kHz at 0115 with a test xmsn and on 6110 kHz at 0330-0430 with its external service xmsn in English. The 3280-kHz outlet carries a program preview in Eng. at 0540.

Gilbert & Ellice Islands—Station VTW2, Tarawa, 4912 kHz, was observed from 0940 with a variety of music; an Eng. ID was given at 1028, closing anmts at 1030, and off with "God Save The Queen."

Greece—Thessaloniki, 9710 kHz, was logged at 1215-1300 with India-type native vocals and Greek (or similar language) anmts between each selection. The station goes off at 1300 with no anmts or anthem.

Korea (North)—Confirming the item in the March issue, *R. Pyongyang* has a xmsn on 9935 kHz at 0000-0027, opening with a seven-note IS given twice, a short anmt, a march, then news in native language.

Kuwait—The Government of Kuwait has signed a contract with the British Marconi Co. for the supply and installation of three xmtrs of 750 kw. each for the *Voice of Kuwait*. The xmtrs will operate only on the medium waves and will cover the Middle Eastern countries extensively. Thus, Kuwait will have one of the most powerful medium-wave stations in the Middle East.

Lebanon—Beirut has moved to 9575 kHz for the N. A. service at 0130 s/on in French, at 0200 in Arabic, at 0230 in Eng., and at 0300 in Arabic. Another new frequency, probably being used for South America, is 11,760 kHz, currently noted with the usual IS and fanfare at 2300 s/on.

Mali—Bamako, 4875 kHz, was noted on three occasions at 0630 replacing 4783 kHz.

Mauritania—Nouakchott, 9610 kHz, is fair at 0755 with a guitar IS and Arabic at 0800 on Sundays only.

Mauritius—Any CW monitors needing this Indian Ocean country might check 8726 kHz, where they can be found working ships from GZC4, 7 kw.

Mongolia—A press time schedule from Ulan Bator lists Eng. at 2130-2230 and 0220-0320 (Mondays, Tuesdays, Thursdays, and Fridays only) on 11,850 and 9540 kHz, and Mongolian from 2300 to 1500 on "27, 47, 50, 53, 72, and 73 meters." An overseas source also lists 4164 kHz as opening daily at 2255.

Peru—Station OAX9E, *R. Tropical*, Tarapoto, 4937 kHz, has been heard with s/off anmts at 0354 over a male vocalist singing "Buenas Noches"; s/off is with a march or anthem. An unidentified *R. Union* on 6115 kHz is believed to be OBZ40, moved from 6050 kHz; tune around 0515-0545.

Reunion—Contrary to last month's listing, St. Denis is being noted very weakly on 4807 kHz at 0030-0130. Considerable fading and a nearby teletype station take the joy out of trying to hear much from this one.

Rwanda—*Deutsche Welle's* relay station in Kigali has this new schedule: to West Africa at 0545-0630 in Eng., at 0630-0700 in Hausa, and at 0700-0745 in French on 11,905 kHz, at 1200-1245 in Eng., at 1245-1315 in Hausa, 1315-1400 in French on 17,765 kHz.

SHORT-WAVE CONTRIBUTORS

Viktor Decyk (WPE1FCD), Colrain, Mass.
 Roger Camire (WPE1GK), Manchester, N. H.
 John Megas (WPE1GJL), Ellsworth, Maine
 Stan Mayo (WPE1GJK), Portland, Maine
 Clement Foye (WPE1GOS), Milford, Mass.
 Richard D Anello (WPE2OHK), Brooklyn, N. Y.
 David Pollick (WPE2ONO), Long Beach, N. Y.
 Philip Humphreys (WPE2OOP), Farmingdale, N. Y.
 Ed Kowalski (WPE3AK), Philadelphia, Pa.
 Robert Hundemer, Jr. (WPE3GPK), Rockville, Md.
 Richard Morecroft (WPE3HP), York, Pa.
 Grady Ferguson (WPE4BC), Charlotte, N. C.
 Dan Henderson (WPE4GIV), Silver Spring, Md.
 Ken Simon (WPE4IKZ), Gainesville, Fla.
 Steve Jones (WPE4IOW), Lawrenceburg, Ky.
 David Tinis (WPE4IAR), Miami, Fla.
 Del Hirst (WPE5CFU), Snyder, Texas
 Roger Light (WPE5MR), Minot Air Force Base, N. D.
 Bob Palmer (WPE7BB), Spokane, Wash.
 Robert Thacker (WPE8SX), Dayton, Ohio
 David Harmacek (WPE8VZ), Chesterland, Ohio
 Herbert Mickle, Jr. (WPE8JBY), Columbus, Ohio
 Paul Johnson (WPE9GYP), Monmouth, Ill.
 Dan Cotirilos (WPE9IJO), Forest Park, Ill.
 A. R. Niblack (WPE9KIM), Vin'ennes, Ind.
 John Beaver, Sr. (WPEØAE), Pueblo, Colo.
 Luis Baco (KPE4EB), Mayaguez, P. R.
 Jack Perolo (PY2PE1C), Milwaukee, Wis.
 F. R. Cook (VE3PE1WX), Willowdale, Ont., Canada
 Mike Thompson (VE7PE1RE), Vancouver, B. C., Canada
 Ron Hopkins (VE7PE7P), Trail, B. C., Canada
 David Alpert, Morton Grove, Ill.
 Mike Coleman, Finksburg, Md.
 Bob Hill, Washington, D. C.
 Stanley Horzempa, Jr., Waterbury, Conn.
 Norman Kresge, Wilkes-Barre, Pa.
 Bill McDaniel, Markham, Ill.
 John Young, Jr., Redondo Beach, Calif.
 Canadian Broadcasting Corp., Montreal, Que., Canada
 Radio New York Worldwide, New York, N. Y.
 Sweden Calling DX'ers Bulletin, Stockholm, Sweden

at 1745-1830 in Eng., 1830-1900 in Hausa, and at 1900-1945 in French on 17,805 kHz; to Central Africa at 0345-0430 in Kiswahili, at 0430-0500 in Eng., and at 0500-0530 in French on 9565 kHz, at 0945-1045 in Kiswahili, at 1045-1115 in Eng., and at 1115-1145 in French on 9735 kHz, at 1500-1615 in Kiswahili, at 1615-1645 in French, and at 1645-1730 in Eng. on 9740 kHz; to East Africa at 0300-0330 in Amharic on 9565 kHz, and at 1415-1445 in Amharic on 11,855 kHz.

Singapore—R. Singapore was noted at 1330-1410 on 5052 kHz with news at 1400, all-English.

South Africa—A special all-night Commercial Service (new?) has been noted on 4945 kHz as early as 2315 with the usual format.


U.S.S.R.—A schedule just in from Yerevan lists these xmsns: to Near and Middle East daily at 1530-1625 and 1930-2105 and on Sundays at 0600-0725 on 7270 kHz; to Europe on Sundays only at 0900-1000 on 11,830, 11,790, 11,745, and 9800 kHz (spring and summer), and on 11,790, 9785, 9590, and 7110 kHz (autumn and winter); to the Americas on Saturdays and Sundays at 1930-2030 on 11,755, 11,690, 9540, and 9725 kHz (spring and summer), and on 9540, 7185, 7200 and 6155 kHz (autumn and winter). Programs in Arabic (no Armenian) are given daily at 1420-1500 and 1900-1930 on 7270 kHz. While not stated, it is assumed that the other listed xmsns are in Armenian with the last 10 minutes of each xmsn in the local language of the target area.

Venezuela—Station YVQE, R. Cumaná, is fair to poor from 0130 to 0300 s/off on a new frequency, 4860 kHz.

Zambia—An Eng. xmsn from Lusaka has been reported as being heard on 3270 kHz at 2345-0000, with news at opening.

Unidentified—We've had numerous requests from CW monitors asking for the location of the often-heard J8S and AOL, noted on many frequencies. Does anyone know it?

-30-



Dollar s-t-r-e-t-c-h-e-r ...1966 edition!

If you're in the market for photography equipment and you want to get the most for your money, send for the 1966 PHOTOGRAPHY DIRECTORY & BUYING GUIDE right now!

Then just sit back and be as choosy as you like!

You'll have access to over a thousand different items—with complete, point-by-point information on manufacturer, model number, size, special characteristics and price.

And the 1966 edition of this big, valuable factbook is more comprehensive than ever before. A large, new 8½" x 11" format now brings you virtually every category of photo gear you want to know about... 160 pages of all the latest equipment!

Expert tips on how to buy and what to look for in... still cameras, flash equipment, meters, lenses, movie cameras, projectors, super-8, titlers, editors, slide equipment, tape recorders, enlargers, films, filters...and more!

The 1966 PHOTOGRAPHY DIRECTORY & BUYING GUIDE has been compiled by the editors of POPULAR PHOTOGRAPHY. That means authoritative, precise information. Dollar-stretching data that will help you select the best equipment in your price range, consistently, all through the next twelve months!

This year, play it smart. Shop before you buy, confidently, with the 1966 PHOTOGRAPHY DIRECTORY & BUYING GUIDE.

First Time Ever Offered! A DELUXE, GOLD-EMBOSSED LEATHERFLEX-BOUND EDITION ... just \$3.00 postpaid.



Ziff-Davis Service Division
 Dept. PD, 589 Broadway · N.Y., N.Y. 10012

YES! Send me a copy of the 1966 PHOTOGRAPHY DIRECTORY & BUYING GUIDE, as checked below:

- \$1.25 enclosed, plus 15¢ for shipping and handling. Send me the regular edition. (\$1.50 for orders outside the U.S.A.)
- \$3.00 enclosed. Send me the DeLuxe Leatherflex-bound edition, postpaid. (\$3.75 for orders outside the U.S.A.) Allow three additional weeks for delivery.

name _____

address _____

PE-76

city _____

state _____

zip code _____

PAYMENT MUST BE ENCLOSED WITH ORDER.

ELECTRONICS MARKET PLACE

COMMERCIAL RATE: For firms or individuals offering commercial products or services. 90¢ per word (including name and address). Minimum order \$9.00. Payment must accompany copy except when ads are placed by accredited advertising agencies. Frequency discount: 5% for 6 months; 10% for 12 months paid in advance.

READER RATE: For individuals with a personal item to buy or sell. 55¢ per word (including name and address). No Minimum! Payment must accompany copy.

GENERAL INFORMATION: First word in all ads set in bold caps at no extra charge. Additional words may be set in bold caps at 10¢ extra per word. All copy subject to publisher's approval. Closing Date: 1st of the 2nd preceding month (for example, March issue closes January 1st). Send order and remittance to: Hal Cymes, POPULAR ELECTRONICS, One Park Avenue, New York, New York 10016.

FOR SALE

FREE! Giant bargain catalog on transistors, diodes, rectifiers, SCR's, zeners, parts. Poly Paks, P.O. Box 942, Lynnfield, Mass.

MESHNA'S TRANSISTORIZED CONVERTER KIT \$4.50. Two models converts car radio to receive 30-50 mc or 100-200 mc (one mc tuning). Meshna, Lynn, Mass. 01901.

GOVERNMENT Surplus Receivers, Transmitters, Snooper-scopes, Radios, Parts, Picture Catalog 25¢. Meshna, Nahant, Mass. 09108.

"SPECIALI WPE-SWL-CB-QSL cards, 3 colors, \$2.50 per 100—Free Samples. Garth, Jutland, New Jersey."

CANADIANS—GIANT Surplus Bargain Packed Catalogs. Electronics, Hi-Fi, Shortwave, Amateur, Citizens Radio. Rush \$1.00 (Refunded). ETCO, Dept. Z., Box 741, Montreal, CANADA.

WEBBER Labs. Transistorized converter kit \$5.00. Two models using car radio 30-50 Mc or 100-200 Mc, one Mc spread. Easily constructed. Webber, 72 Cottage, Lynn, Mass.

JAPAN & Hong Kong Electronics Directory. Products, components, supplies. 50 firms—just \$1.00. Ippano Kaisha Ltd., Box 6266, Spokane, Washington 99207.

CANADIANS, TRANSISTORS AND PARTS. Free catalogue contains reference data on 300 transistors. J. & J. Electronics, Dept. PE, Box 1437, Winnipeg, Manitoba.

TRANSISTORIZED CONVERTER 26-200 MC. Receive signal from 26 to 200 MC (1 MC spread), on broadcast band using car radio, crystal control or tuneable (1 MC spread). Kit \$11.00 pp. Wired \$20.00 pp. Webber Labs, 72 Cottage St., Lynn, Mass.

TRANSISTORS—Miniature Electronic Parts. Send for free Catalog. Electronic Control Design Company, P. O. Box 1432K, Plainfield, N.J.

INVESTIGATORS, FREE BROCHURE, LATEST SUBMINIATURE ELECTRONIC SURVEILLANCE EQUIPMENT, ACE ELECTRONICS, 11500-L NW 7TH AVE., MIAMI, FLA. 33168.

CONVERT any television to sensitive, big-screen oscilloscope. Only minor changes required. No electronic experience necessary. Illustrated plans, \$2.00. Relco Industries, Box 10563, Houston 18, Texas.

TELEPHONE VOICE SWITCH: (LS-500). ACTUATES AUTOMATICALLY AND UNATTENDED ANY TAPE OR WIRE RECORDER. PICTORIAL INSTALLATION INSTRUCTIONS INCLUDED. \$23.75. POST PAID USA. WJS ELECTRONICS, 737 NORTH SEWARD, HOLLYWOOD, CALIF. 90038.

INVESTIGATORS: KEEP IN STEP WITH ADVANCEMENTS IN THE ART OF ELECTRONICS FOR THE PROFESSIONAL. SEND \$1.00 FOR EQUIPMENT BROCHURE. WJS ELECTRONICS, 737 NORTH SEWARD, HOLLYWOOD, CALIF. 90038.

BUG DETECTOR: WILL DETECT AND LOCATE SURREPTITIOUS TRANSMITTING DEVICES IN CONFERENCE ROOMS, HOME AND OFFICES, ETC. WRITE FOR DETAILS. WJS ELECTRONICS, 737 NORTH SEWARD, HOLLYWOOD, CALIF. 90038.

NEW Supersensitive transistor locators detect buried gold, silver, coins. Kits. assembled models. \$19.95 up. Free catalog. Relco-A33, Box 10563, Houston 18, Texas.

SAFEGUARD PRIVACY! New instrument detects electronic 'bugs,' wire-tapping and snooping devices. Free information. Dee Equipment, Box 7263-E7, Houston 8, Texas.

CB-WPE-QSL CARDS. Same High Quality, Beautiful, Glossy multi-color cards. New **LOW PRICES. 26 SAMPLES, 25¢.** Dick, W8VXK, 19QA0625, Gladwin, Mich. 48624.

LOWEST Prices Electronic Parts. Confidential Catalog Free. KNAPP, 3174 8th Ave. S.W., Largo, Fla.

ELECTRONIC "CRACKAJACKS," relays, transistors, photocells, etc. Guaranteed prizes. \$1.00 ppd. **DART ELECTRONICS, Box 214, Jericho, N.Y.**

TRANSISTOR TV CAMERA KIT NOW AVAILABLE! 17 transistor circuit, printed circuit construction, self-contained sync generator and power supply, RF and VIDEO outputs, large **EASY-TO-FOLLOW** instructions. **EXCELLENT PERFORMANCE. COMPLETE KIT ONLY \$149.50** less vidicon tube. Be the first in your neighborhood to experience the fun of televising your friends and relatives on the living room TV. Many other tube and transistor **STARTER KITS** also available—\$18.95 up. Rush 10¢ for **IMMEDIATE DELIVERY** of our **NEW** information-packed 1966 **TV CATALOG.** Don't buy any other TV camera until you've seen our **UNBELIEVABLE PRICES! ATV RESEARCH, Box 396P, South Sioux City, Nebr. 68776.**

R.F. CONVERTERS. World's largest selection. Also CCTV cameras, transmitters, etc. Lowest factory prices. Catalog 10¢. Vanguard 196-23 Jamaica Ave., Hollis, N.Y. 11423.

110VAC 60cy from car generator. Powers lights, refrigerator, transmitter, receiver, etc. Simple, easy to convert. Plans, \$2.00. Tedco, P.O. Box 12098, Houston, Texas 77017.

DIAGRAMS—SENT AIRMAIL—TELEVISION \$3.00. RADIO 1919-1965 \$2.00. GIVE MODEL. DIAGRAMS, BOX 55, WILLIAMSPORT, PA. 17704.

WE SELL CONSTRUCTION PLANS. Telephone Equipment: \$40 Answering Machine, \$15 Bell System Type Speaker Phone, \$10 Legal Telephone Connector, Telephone Extension in your car, \$25 Automatic Dialer, Central Dial System, Phonevision. Television Equipment: \$50 Camera, \$30 3DTV Converter, \$35 All Electronic Color Converter, Video Recorder. Hobbyist: \$50 Ultrasonic Dishwasher, Transistorized Teletype and Morse Code Copier, \$75 Electron Microscope, Electronic Tranquilizer, Private Eye Tail Transmitter, Police Radar Detector plus Legal Jammer. Plans \$4.95 each. Telephone Engineering Course \$39.50. **SUPER HOBBY CATALOG 25¢.** Don Britton Enterprises, 7906 Santa Monica Blvd., Hollywood, Calif. 90046.

FREE ELECTRONICS (new and surplus) parts catalog. Bigelow Electronics, Bluffton, Ohio 45817.

DETECTIVES GO or no GO in HIGH QUALITY LOW COST Electronic Surveillance Equipment SILMAR MAKES THE DIFFERENCE. Write Today! **SILMAR ELECTRONICS, 3476 N.W. 7th Street, Miami, Fla. 33125.**

SURVEILLANCE EQUIPMENT—Hottest on market today. Complete Kits. Brochure—\$1.00. Tri-Tron, Inc., P.O. Box 3183, Albuquerque, N.M. 87110.

007 ELECTRONIC devices. Straight from James Bond's **GOLDFINGER** and **THUNDERBALL**. Reasonable prices. Free catalog. Baker Electronics, R.R. 3, Greencastle, Indiana 46135.

HOBBYISTS, EXPERIMENTERS, AMATEUR SCIENTISTS, STUDENTS . . . CONSTRUCTION PLANS—All complete including drawings, schematics, parts lists, prices, parts sources . . . **LASER**—Build your own coherent-light optical laser. Operates in the pulsed mode, in the visible light range—\$6.00 . . . **DIODE LASER**—Invisible light (infrared) can be continuously modulated—\$3.00 . . . **REVERBERATOR (ECHO) UNIT**—Build your own. Use with your automobile radio, home radio or hifi, electric guitar, etc.—\$3.00 . . . **RADAR**—Build your own ultrasonic doppler radar. Detect motion of people, automobiles, even falling rain drops. Transistorized, uses standard small 9-volt battery—\$4.00 . . . **TV CAMERA**—Build your own. The real thing—no rotating disc. Uses 5 tubes plus videon tube. Output: 72 ohms or receive on any TV set channel 2-6. Excellent circuit—good picture—\$6.00 . . . **STROBOSCOPE**—Flash rate variable from about 10 to 1,000 flashes per second. Stop effect will allow you to view rotating or oscillating objects while in motion—\$3.00 . . . **STEREO AMPLIFIER**—Uses two 6T9 compactrons—for stereo phono, tuner, etc.—\$3.00 . . . **TWO-WAY TALK OVER FLASHLIGHT BEAMS**—Hand-held microphone, loudspeaker volume. Use in daylight or darkness—\$3.00 . . . **VIBRATO UNIT**—Use with electric guitar and other musical instrument amplifiers. Uses two transistors and two 9V batteries—\$3.00 . . . **VOLUME COMPRESSOR/EXPANDER**—Use with your HiFi—\$4.00 . . . **LONG-RANGE "SOUND TELESCOPE"**—This amazing device can enable you to hear conversations, birds and animals, other sounds hundreds of feet away. Very directional. Transistorized. Uses 9V battery—\$3.00 . . . **CIGAR BOX ELECTRIC ORGAN**—Portable, self-contained battery. Eight notes, one octave. Two transistors, 9V battery—\$3.00 . . . **ANALOG COMPUTER**—Multiply, divide, add, subtract, square and find square roots. Uses two flashlight batteries—\$3.00 . . . **BINARY READOUT**—Program in decimal numbers and readout binary—\$3.00 . . . **SOLID STATE BINARY COUNTER (COMPUTER-ADDER)**—Uses transistor flip-flop stages. Lightbulb readout. Punch in pulses, read binary count. Five stage. Includes easy to understand discussion of decimal to binary arithmetic conversion. Excellent start in digital computer technology—\$6.00 . . . **TECHNICAL WRITERS GROUP**, Box 5501, STATE COLLEGE STATION, RALEIGH, N.C. 27607.

ORIENTAL Electronics Directory. 200 Japanese—Hong Kong Manufacturing Exporters. All products. \$2. Dee, Box 211, Beverly Hills, Calif. 90213.

CIRCUIT Boards, Parts for "Poptronics" projects. Free catalog. DEMCO, Box 16297, San Antonio, Texas 78216.

GIANT TESLA COIL—FORTY-INCH SPARKS! Complete plans \$5.00. Details, color photo 50¢. Huntington Electronics, Inc., Dept. A, Box 9 Huntington Station, Shelton, Conn. 06484.

INVESTIGATORS—DETECTIVES—INDUSTRIAL SECURITY OFFICERS: New 1966 line of Electronic Surveillance Devices. Incorporating most advanced subminiature design. Greater range; lower battery drain; unique sophisticated circuitry; extremely durable. **HIGH QUALITY PROFESSIONAL EQUIPMENT AT ROCK BOTTOM PRICES.** Fool-proof wireless units are extremely **SIMPLE TO USE!** You **DO NOT** have to be an engineer to get **PROFESSIONAL** results with **THIS** equipment. **TROL 1966** models ready **NOW!** Take advantage of Special Introductory Offer. Don't delay! For **FREE** details write **TROL ELECTRONICS-PE**, 31 West 8th Street, New York, N.Y.

ROCKETS: Ideal for miniature transmitter tests. New illustrated catalog, 25¢. Single and multistage kits, cones, engines, launchers, trackers, rocket aerial cameras, technical information. Fast service. Estes Industries, Penrose 18, Colorado.

RECTIFIERS, transistors, other components. Catalog free. Electronic Components Co., Box 2902C, Baton Rouge, La.

TRANSISTORIZED Products Importers catalog \$1.00. Intercontinental, CPO 1717, Tokyo, Japan.

RADIO - T.V. Tubes—33¢ each. Send for free catalog. Cornell, 4213 University, San Diego, Calif. 92105.

ELECTRONIC Ignition Kits, Components, Free Diagrams. Anderson Engineering, Epsom, New Hampshire 03239. **"GREAT BUYS"** Catalog 10¢ Multimeter 20,000 Ω/v \$9.95. 1001 Bargains. Fertik's. 5249 "D" St., Phila., Pa. 19120.

INVESTIGATORS: PROFESSIONAL AND AMATEUR Amazing Electronic Device Inhibits Radio Communication and May Obsolete Present Day Equipment. For information send \$1.00 to J.B. Jones Co., Box 43A, Anaheim, Calif.

10 DISTANCE CRYSTAL set plans—25¢; 20 different—50¢. Includes Transistor experiments. catalog. Laboratories, 993-L, Redwood City, Calif. 94064.

TELEPHONE RECORDER-ACTUATOR (TWL-007) Solid state module automatically turns tape recorder or amplifier on when telephone in use. Connected anywhere on line. Simple installation instructions included. Prepaid \$18.65. Twilight Electronics, Box 11595, St. Louis, Mo. 63105.

SOLID STATE Flip Flop Modules. Diotran, P.O. Box 112, Somerville, Mass. 02145.

COMPONENTS? Kits? Hardware? For catalogue write Trans-Vu-Pacs, Box 267, Chelsea, Mass. 02150.

TV CAMERA: Build Transistorized Flying Spot Scanner—Uses solar cell, no vidicon. Plans \$3.00. Free Project Catalog. Beck, 2950 Sarah Court, Newbury Park, Calif. 91320.

ATOM SMASHERS. Simple construction plans for particle accelerators \$3.00. Includes free booklets on radiation hazards and experiments. Formula Research. Box 147-PJ, Lafayette, Ind. 47902.

OCTOPULSE! Reliable silicon semiconductor timing control boosts performance or economy 10% by eliminating all point arcing. Easiest installation, fail safe, 6 or 12 volt, positive, negative ground models \$24.95. Two for \$44.50 Postpaid. Three year guarantee. The Electron Engineering & Manufacturing Co., Box 175, Hawthorne, Calif. 90250.

WHOLESALE: Microphones 89¢, Transformers 34¢, Speakers 49¢. Hundreds of items. Catalog 25¢. Refundable. Royal, Box 2591, El Cajon, Calif. 92021.

AMAZING ELECTRONIC GAMES, exciting transistor experiments and gadgets. Build them at a bargain! **FREE CATALOG:** Capstone, P-76, Cannondale, Conn. 06806.

BRAND new Lowrey Electronic Organ keyboards. One Manual, 44 note \$10. Two manuals \$15. Runyon, Box D, Eatontown, N.J.

UNUSUAL and Exclusive Electronics Catalog. Unbelievable prices. Send 50¢. SDEC, 702 Market, San Diego, Calif. 92101.

ELECTRONIC WINDSHIELD WIPER REGULATOR Controllable intervals between each stroke 0-15 seconds. Easy installation. \$7.00 Details: Vingtor Electronics, Horten, Norway.

NEW SOLDERING EFFICIENCY—"one hand", automatic, no waste gun. V.P.-A, Box 208, Hamilton, Montana 59840.

SURVEILLANCE EQUIPMENT—NEW HIGH PERFORMANCE SUBMINIATURE MODELS. ELECTRONIC COUNTERMEASURE DEVICES TO PROTECT PRIVACY. FREE DATA: SECURITY ELECTRONICS-PE, 15 EAST 43RD STREET, NEW YORK, N.Y. 10017.

TOOLS

TOOL Catalog send 25¢. Silvo Hardware, 107 Ziff Walnut, Phila., Penna. 19106.

SHORTWAVE LISTENING

SWL GUIDE, English programs listed by the hour. **REVISED EDITION**, \$2.00. SWL Guide, 218 Gifford, Syracuse 2, N. Y.

HAM EQUIPMENT

CBers, HAMS, SWL's! 3-30 MC Preselector kit, \$18.98. CB booster Kits. Novice transceiver kit, \$29.95. Free catalog. **HOLSTROM**, Box 8640-E, Sacramento, Calif.

BARGAINS! Transmitters, Receivers offered, wanted in "Ham Trader". Interesting copy 10¢. Brand, Sycamore, Ill.

HIGH FIDELITY

"**LOW**, Low quotes: all components and recorders. HiFi, Roslyn 9, Penna."

Hi-Fi Components, Tape Recorders, at guaranteed "We Will Not Be Undersold" prices. 15-day money-back guarantee. Two-year warranty. No Catalog. Quotations Free. Hi-Fidelity Center, 239 (P) East 149th Street, New York 10451.

FREE! Send for money saving stereo catalog #P7E and lowest quotations on your individual component, tape recorder, or system requirements. Electronic Values, Inc., 200 W. 20th St., New York, N.Y. 10011.

NEW B.S.R. record changers \$13. New Garrard record changer \$27. AM-FM stereo tuner w/amplifier \$65. P.E. Changers, 2741 Sedgwick Ave., Bronx, N.Y. 10468.

WANTED

CASH Paid! Unused tubes, electronic equipment. Barry, 512 Broadway, N.Y.C. 10012.

QUICKSILVER, Platinum, Silver, Gold. Ores Analyzed. Free Circular. Mercury Terminal, Norwood, Mass.

WANTED: PART TIME BUILDER-MANUFACTURER-CONSTRUCTOR. Capable of making small lot runs of transistorized pocket size VHF receivers for one frequency reception 162.55 MC. Please phone Newark, N.J. (201) 623-3383, Mr. Berry any morning or write P.O. Box 707, Newark, N.J. 07101.

GOLD, Silver, Platinum (any form) Diamonds Bought, Information Free. Wilmot's, 1067V Bridge, Grand Rapids, Mich. 49504.

TUBES

BEFORE You Buy Receiving Tubes, Transistors, Diodes, Electronic Components and Accessories . . . send for Giant Free Zalytron Current Catalog, featuring Standard Brand Tubes: RCA, GE, etc.—all Brand new Premium Quality Individually Boxed, One Year Guarantee—all at Biggest Discounts in America! We serve professional servicemen, hobbyists, experimenters, engineers, technicians. Why Pay More? Zalytron Tube Corp., 469-E Jericho Turnpike, Mineola, N. Y. 11502.

TUBE Headquarters of World! Send 10¢ for Catalog (tubes, electronic equipment) Barry, 512 Broadway, N.Y.C. 10012.

TUBES "Oldies", latest. Lists free. Steinmetz, 7519 Maplewood, Hammond, Indiana 46324.

FREE Catalog. Electronic parts, tubes. Wholesale. Thousands of items. Unbeatable prices. Arcturus Electronics ZD, 502-22 St., Union City, N.J. 07087.

Radio & T.V. Tubes—33¢ each. Send for free list. Cornell, 4213 University, San Diego, Calif. 92105.

REPAIRS AND SERVICES

TV Tuners rebuilt and aligned per manufacturers specification. Only \$9.50. Any make UHF or VHF. We ship COD. Ninety day written guarantee. Ship complete with tubes or write for free mailing kit and dealer brochure. JW Electronics, Box 51C, Bloomington, Indiana.

RECORDS

DISCOUNT Records, All Labels—Free List. Write Cliff House, Box 42-P, Utica, N.Y.

CLASSIFIED ADVERTISING ORDER FORM

Please refer to heading on first page of this section for complete data concerning terms, frequency discounts, closing dates, etc.

1	2	3	4	5
6	7	8	9	10
11	12	13	14	15
16	17	18	19	20
21	22	23	24	25
26	27	28	29	30
31	32	33	34	35

Words { @ 55¢ (Reader Rate) } = \$ _____
 { @ 90¢ (Commercial Rate) }

Insert _____ time(s) Total Enclosed \$ _____

NAME _____

ADDRESS _____

CITY _____ ZONE _____ STATE _____

Signature _____

WORD COUNT: Include name and address. Name of city (Des Moines) or of state (New York) counts as one word each. Zone or Zip Code numbers not counted. (Publisher reserves right to omit Zip Code if space does not permit.) Count each abbreviation, initial, single figure or group of figures or letters as a word. Symbols such as 35mm, COD, PO, AC, etc., count as one word. Hyphenated words count as two words.

PE-766

PLANS AND KITS

REMOTE CONTROL TV. Convert present TV to change channels, adjust sound, turn off or on automatically. Complete plans \$2.00. Electronics, Box 283, Decatur, Ind. 46733.

BUILD a Kiss-O-Meter. Plans \$3.00. Write: JFFCO Company, Post Office Drawer 839, Cape Girardeau, Mo. 63701.

ELECTRONIC DEVICES—Kits or assembled. For **CAR, HOME** and **BOAT.** Catalog Free. **EARN MONEY** selling these useful items. Write for details. Electronic Products Co., Dept. A, Box 8485, St. Louis, Mo. 63132.

PLANS. T.V. camera \$2.00. Oscilloscope \$1.00. Catalogue 10¢. 5524 14 Ave. So. Minneapolis, Minnesota.

NEW PORTABLE ORGAN, 6 Voices, 3 Registers, Vibrato, easily built. Construction Manual \$3. Solotron Company, 29641 Gilchrist, Farmington, Mich.

LIVE IN THE YEAR 2000 Now for the first time! Have your own self contained Power Plant in your home. No larger than an average T.V. set. After construction Electric Power is **FREE.** No cost whatsoever for operation. Plans \$5.00. Write Scientific Achievements, R.D. #2 Box 411, Walkkill, N.Y.

INVENTIONS WANTED

INVENTIONS wanted. Patented; unpatented. Global Marketing Service, 2420-P 77th, Oakland 5, Calif.

INVENTORS! Sell your invention for cash or royalties! Our client manufacturers eagerly seek new items. Patented. Unpatented. Financial assistance if needed. 25 years proven performance. For free information, write Dept. 20, Gilbert Adams, Invention Broker, 80 Wall St., New York 5, N.Y.

INVENTORS! Don't sell your invention, patented or unpatented, until you receive our offer. Eagle Development Company, Dept. P, 79 Wall Street, N.Y. 5, N.Y.

PATENT Searches including Maximum speed, full airmail report and closest patent copies, \$6.00. Quality searches expertly administered. Complete secrecy guaranteed. Free Invention Protection forms and "Patent Information." Write Dept. 9, Washington Patent Office Search Bureau, 711 14th Street, N.W., Washington 5, D.C.

INVENTIONS—IDEAS developed. **CASH/ROYALTY SALES.** Member: United States Chamber of Commerce. Raymond Lee, 130-G West 42nd, New York City 10036.

INVENTORS. We will develop, help sell your idea or invention, patented or unpatented. Our national manufacturer clients are urgently seeking new items for outright cash sale or royalties. Financial assistance available. 10 years proven performance. For free information, write Dept. 41, Wall Street Invention Brokerage, 79 Wall Street, New York 5, N.Y.

INVENTORS! Outright cash sale or royalties for your inventions. Patented. Unpatented. Active demand from our client manufacturers. Financial assistance available. Write Dept. 35, United States Invention Brokerage, 78 Wall Street, New York 5, N.Y.

GOVERNMENT SURPLUS

"GOVERNMENT SELLS",—Surplus Electronics; Oscilloscopes; Transceivers; Test Equipment; Radar; Walkie-Talkies; Boats; Jeeps; Aircraft; Misc.—Send For—"U.S. Depot Directory-Procedure"—\$1.00—Service, Box 425 (ZE), Nanuet, N.Y.

GOVERNMENT Surplus. Complete Sales Directory \$1.00. Surplus Publications, Box 45781E, Los Angeles 45, Calif.

JEEPS Typically From \$53.90 . . . Trucks From \$78.40 . . . Boats, Typewriters, Airplanes, Electronics Equipment, Photographic Equipment, used. 100,000 Bargains Direct From Government. Complete Sales Directory and Surplus Catalog \$1.00 (Deductible First \$10.00 Order). Surplus Service, Box 820-J, Holland, Mich. 49424.

DO-IT-YOURSELF

SAVE! Build Transistorized Treasure Finder. Details Free. Del Research, Box 347E, Alden Manor, Elmont, N.Y.

MOVIE FILMS

COLOR SPORTS FILMS MEAN "SPORTLITE." Premier Entertainment/Instructional 8/16 mm. Write—**SPORTLITE FILMS-PE,** P.O. Box 24-500, Speedway, Indiana.

BOOKS

FREE Book. Prophet Elijah Coming Before Christ. Wonderful Bible Evidence. PE Megiddo Mission, Rochester, New York 14619.

FREE Catalog Aviation/Electronics/Space books. Aero Publishers, 329PE Aviation Road, Fallbrook, Calif. 92028.

OLD Books Can Make You Rich! Free Brochure. Books, Box 157, Webster, New York 14580.

FREE CATALOG. Adult Books. Postal PE, 2217 Lackland, St. Louis, Mo. 63114.

AUTHORS' SERVICES

AUTHORS! Learn how to have your book published, promoted, distributed. **FREE** booklet "ZD," Vantage, 120 West 31 St., New York 1.

SONGWRITERS WANTED. Send songs for recording—royalty contract. Tin Pan Alley, 1650-H Broadway, New York 10019.

MUSIC

POEMS wanted for new songs. Nashville Music Institute, Box 532-E, Nashville, Tennessee.

REAL ESTATE

FREE!!!! Big 160-page illustrated catalog! Over 1800 **PICTURES!** Farms, Ranches, Homes, Businesses, Vacation and Retirement Properties in 29 states coast to coast! **UNITED FARM AGENCY,** 612-EP West 47th St., Kansas City, Mo. 64112.

FREE SUMMER CATALOG! Selected Best thruout the U.S. Thousands of Properties described, pictured—Land, Farms, Homes, Businesses—Waterfront, Recreation, Retirement. 66 Years' service, 490 Offices, 36 states Coast to Coast. Mailed **FREE** from the World's Largest! **STROUT REALTY,** 60-ZD E. 42nd St., N.Y., N.Y. 10017, OX 7-5710

CANADIAN VACATION LANDS: Full price \$385.00. 40 acres, \$10 month. Suitable cottage sites, hunting, fishing, investment. Free information, Land Corporation, 3768-P, Bathurst, Downsview, Ontario, Canada.

PHOTOGRAPHY—FILM, EQUIPMENT, SERVICES

MEDICAL Film—Adults Only—"Childbirth"—1 reel 8mm \$7.50—16mm \$14.95. International-E, Greenvale, L.I., New York.

SCIENCE Bargains—Request Free Giant Catalog "CJ"—148 pages—Astronomical Telescopes, Microscopes, Lenses, Binoculars, Kits, Parts. War surplus bargains. Edmund Scientific Co., Barrington, New Jersey.

EDUCATIONAL OPPORTUNITIES

LEARN While Asleep. Remarkable, Scientific, 92% Effective. Details Free. ASR Foundation, Box 7021, Dept. e.g., Lexington, Kentucky.

ENGINEERING and Electronics—send \$1.00 for 100 page Career Opportunities. C.I.S.T., Suite 694, 263 Adelaide St. West, Toronto, Canada.

HELP WANTED

CHRISTMAS CARDS—Business and Personal. Customer's name imprinted. Earn unusually high commissions from this medium—and high-priced line. Free Sample Album. Process Corp. (our 45th Year). 3464D S. 54th Ave., Chicago, Ill. 60650.

RUBBER STAMPS

RUBBER ADDRESS STAMP \$1.00. Signature \$2.88. Free catalog. Jackson Products, 1433 Winnemac, Chicago, Ill. 60640.

BUSINESS OPPORTUNITIES

INVESTIGATE Accidents—Earn \$750 to \$1,400 monthly. Men urgently needed. Car furnished. Business expenses paid. No selling. No college education necessary. Pick own job location. Investigate full time. Or earn \$6.44 hour spare time. Write for Free literature. No obligation. Universal, CZ-7 6801 Hillcrest, Dallas, Texas 75205.

VENDING Machines—No Selling. Operate a route of coin machines and earn amazing profits. 32-page catalog free. Parkway Machine Corporation, 715PE Ensor Street, Baltimore 2, Md.

ELECTROPLATING Equipment and supplies. All types for home workshops and industrial. Send \$1.00 (refundable) for equipment guide formulas, operating data, catalog. HBS Equipment Division 90, 3543 East 16th, Los Angeles, California. 90023.

I MADE \$40,000.00 Year by Mailorder! Helped others make money! Start with \$10.00—Free Proof. Torrey, Box 63566-N, Oklahoma City, Oklahoma 73106.

PIANO Tuning learned quickly at home. Tremendous field! Musical knowledge unnecessary. Information free. Empire School of Piano Tuning. Dept. PE, Box 327, Shendoah Station, Miami, Florida 33145. (Founded 1935.)

FREE Book "990 Successful, little-known Businesses." Work home. Plymouth-945G, Brooklyn, N.Y. 11218.

FREE FACTS and descriptive bulletin. Be an Air Conditioning, Refrigeration, and Heating Serviceman. High pay, jobs open everywhere, operate your own service business, no school or correspondence necessary. Instructions on all systems. Write Doolco Trouble Shooter, 2018 Canton, Dallas, Texas 75201.

FREE! "How To Make Money by Mail!" Publishers, 407-PE Lincoln, Miami Beach, Fla. 33139.

COLOR TV! Big Today, Giant Tomorrow! Word to the Wise—Start Learning Now. Be Color TV Technician, Free Facts. Write RTS, Dept. 60051, 815 E. Rosecrans, L.A., Calif. 90059.

FREE REPORT, "Home Business Opportunities." Immediate earnings! Wyman, E-86, Congers, N.Y. 10920.

AS YOU SCAN THESE COLUMNS, nearly 396,000 regular monthly **POPULAR ELECTRONICS** buyers are doing the same thing. You can increase your business opportunities by featuring your classified advertising in these pages every month. It will be seen and responded to by a mail order responsive readership not found in any other publication. Try an ad in the September issue and get ready for **RESULTS.** Closing date is July 1st; on sale August 18th. An order form is printed in this section. Fill it in... enclose your remittance... and mail today to: Hal Cymes, Classified Advertising Manager, **POPULAR ELECTRONICS**, One Park Avenue, New York, New York 10016.

1

PENNY SALE!

NEW for '66

Money-Back Guar

<input type="checkbox"/> ZENERS GLASS—EPOXY	6 for \$1 12 for 1.01
<input type="checkbox"/> GERMANIUM DIODES	25 for \$1 50 for 1.01
<input type="checkbox"/> TOP HAT RECTIFIERS	25 for \$1 50 for 1.01
<input type="checkbox"/> TRANSISTORS	30 for \$1 60 for 1.01
<input type="checkbox"/> DISC CONDENSERS	30 for \$1 60 for 1.01
<input type="checkbox"/> MICRODIODES RECTFS	50 for \$1 100 for 1.01
<input type="checkbox"/> EPOXY RECTIFIERS	25 for \$1 50 for 1.01
<input type="checkbox"/> 30-MC TRANSISTORS	4 for \$1 8 for 1.01
<input type="checkbox"/> 40-WATT TRANSISTORS	2 for \$1 4 for 1.01
<input type="checkbox"/> 20-WATT TRANSISTORS	3 for \$1 6 for 1.01
<input type="checkbox"/> PRECISION RESISTORS	30 for \$1 100 for 1.01
<input type="checkbox"/> RESISTORS, 1/2W	50 for \$1 100 for 1.01
<input type="checkbox"/> 2-6 AMP RECTIFIERS	8 for \$1 16 for 1.01

HIGH POWER \$1

PNP 100Watt/15 Amp HiPower
T036 Case! 2N441, 442, 277,
278, DS501 up to 50 Volts ea.

3-TRANSISTOR AMPLIFIER

• W/Transistors
• Only 3"x2"x1/4"
• Printed Circuit

TRANSISTORS Supplied

100 for \$2.98

Power, Audio, RF, untested PLANARS

SILICON CONTROLLED RECTIFIERS

PRV	AMP	AMP	AMP
50	48	70	.90
100	70	1.20	1.50
200	1.05	1.70	2.10
300	1.60	2.20	2.70
400	2.10	2.70	3.00
500	2.80	3.30	3.80
600	3.00	3.90	4.30

750 MIL TOP HAT AND EPOXIES

PIV	Sole	5¢ PIV	Sale
50		7¢ 600	19¢
100		9¢ 800	29¢
200		13¢ 1000	51¢

TERMS: add postage, CATALOG 10¢ \$2.00 min. order

POLY PAKS

P. O. BOX 942E
So. Lynfield, Mass.

CIRCLE NO. 24 ON READER SERVICE PAGE

CITIZENS BAND Radio Dealerships Available. Sell Full or Part Time. Knox Electronics, Dept. 274, Galesburg, Ill. 61401.

NEW Book explains making money, selling publications you write, by mail. Free Details. Seitelman, 65-20 Booth Street, Rego Park, N.Y. 11374.

EMPLOYMENT INFORMATION

FOREIGN Employment. Construction, other work projects. Good paying overseas jobs with extras, travel expenses. Write only: Foreign Service Bureau, Dept. D, Bradenton Beach, Florida.

FOREIGN Employment: South America, Africa, Europe, Australia, USA. Earnings to \$2,000.00 monthly. Construction, all trades, professions, occupations. Many companies pay fare, housing, benefits, bonuses. Write: Universal, Dept. B-8, Woodbridge, Conn. 06525.

"EMPLOYMENT RESUME GUIDE." SIMPLIFIED WRITING INSTRUCTIONS PLUS ACTUAL EXAMPLES NUMEROUS TYPICAL RESUMES—\$2.00. BONUS "APPLICATION LETTER WRITING" (DOLLAR VALUE) INCLUDED FREE. MAGNETIC, BOX 3677-PEW, WASHINGTON 20007.

EMPLOYMENT Resumes. Get a better job & earn more! Send only \$2.00 for expert, complete Resume Writing Instructions. J. Ross, 80-34 Kent St., Jamaica 32, N.Y., Dept. PE.

HYPNOTISM

HYPNOTIZE UNNOTICED! PATENTED new hand device makes you a Hypnotist first day or refund! Hypnotist's Handbook included! \$2.00 Hypnosis Foundation, Box 487, La Mesa 9, California.

July, 1966

115

FREE Hypnotism, Self-Hypnosis, Sleep Learning Catalog! Drawer H400, Ruidoso, New Mexico 88345.

HYPNOTIZE secretly, cleverly, one glance . . . or money back. \$2. Eltons, Box 18223-PE2, Indianapolis, Indiana 46218.

"FEMALE HYPNOTISM" Exposed, explained! "Secret Method"—they never know! \$2, rushed. Guaranteed! Isabella Hall, Silver Springs, Florida.

COINS

"COINS MAGAZINE" Identifies rare and valuable coins. Features: The best of coin lore, current market prices. Sample Copy: 25¢. Krause Publications, Dept. 14E, Iola, Wisc. 54945.

PHOTOGRAPHS

PHOTOGRAPHS and transparencies wanted, to \$500.00 each. Valuable information free—Write Intrapphoto-PE, Box 74067, Hollywood 90004.

STAMPS

450 FINE Mixed U.S. 15¢, Wright, Box 753-X, Hagerstown, Md.

MISCELLANEOUS

WINEMAKERS: Free illustrated catalog of yeasts, equipment. Semplex, Box 7208, Minneapolis, Minn. 55412.

BEERS, PEACH BRANDY, WINES—Strongest Formulas, \$2.00. (complete brew supplies hydrometers catalog 10¢) —Research Enterprises, 29-D Samoset, Woburn, Mass.

SPEC-TACULAR CASE of genuine glove leather has "Chamois-soft" interior that actually cleans your glasses! Chemically treated to remove dirt and smudges, prevent scratching. Leaves glasses lint-free, sparkling clear. Black case. \$2.95 ppd. specify with or without pocket clip. Order an extra case for your sunglasses. **MONEY BACK GUARANTEE.** Marbro Sales Co., Dept. A, 164 Duane St., New York, N.Y. 10013

BEER, ALE, WINES! Powerful Methods! Secrets! Illustrated Booklet, \$2.00. (supplies catalog 10¢). Interstate Products, Box 1-VF3, Pelham, New Hampshire.

FREE Wine Recipes and Home Brewing Supplies catalog. Country Winemaker, Box 243EG, Lexington, Mass.

RETRACTABLE, Removable Wheels For Boats—Plans, Kits, Complete Units. Brochure 25¢. Trailco, Clayton, Ohio 45315.

STAMMER—Stutter—No More. (Dr. Young.) Write: Gaucho, Box 9309-E8, Chicago 90.

DON'T BE ROBBED! PREVENT IT NOW! Home and apartment protection only \$1.00. FBI figures show 85% of home burglaries are in the **DAYTIME** while the tenant is away. Home burglaries increased to 575,000 in 1965. A veteran Southern California policeman has conceived an amazing idea. This simple device is set up in seconds! It **CAN** prevent daytime home burglary while you are away. To order device send \$1.00 to **PROTECTION**, Box 25281, Los Angeles, Calif. 90025.

ELECTRONICS MARKET PLACE Continues to Show Steady Growth! Our more than 395,000 monthly buyers eagerly await the offerings in **POPULAR ELECTRONICS' ELECTRONICS MARKET PLACE** each issue . . . they read, and they buy because they know they can rely on the products and services advertised in the pages of their favorite magazine. You can increase your mail order response substantially by running a low cost ad (90¢ per word—minimum \$9.00) in these columns. A handy order coupon is printed in this section. Fill it in and forward with your payment today in order to be sure of inclusion in the next issue—September (closing July 1st, on sale August 18th). Send to: Hal Cymes, Classified Advertising Manager, **POPULAR ELECTRONICS**, One Park Avenue, New York, New York 10016.


POPULAR ELECTRONICS

JULY 1966

ADVERTISERS INDEX

READER SERVICE NO.	ADVERTISER	PAGE NO.
1	Allied Radio	32
	American Institute of Engineering & Technology	105
2	Amperex Electronic Corp	FOURTH COVER
3	Amphenol Distributor Division	25
4	Antenna Specialists Co., The	11
5	Argos Products Company	98
6	B & K	89
	Capitol Radio Engineering Institute, The	7
	Cleveland Institute of Electronics	16, 17, 18, 19
7	Cleveland Institute of Electronics	21
	Conar	14
	Coyne Electronics Institute	90
36	Delta Products, Inc	103
	DeVry Technical Institute	3
8	E.C.I. Electronics Communications Inc	20
	Edmund Scientific Co.	90
9	Electro-Voice, Inc.	30
10	Finney Company, The	9
11	Fisher Radio Corporation	23
12	Grantham School of Electronics	32
13	Hallcrafters	29
14	Heath Company	26, 27
15	Hy-Gain Electronics Corporation	40
16	International Crystal Mfg. Co., Inc	13
17	Johnson Company, E.F.	39
18	Kuhn Electronics	95
19	Lafayette Radio Electronics	98
20	Milwaukee School of Engineering	99
21	Mosley Electronic, Inc	8
22	Multi-Elmac Company	10
35	Multi-Elmac Company	33
	Multicore	105
	National Radio Institute	SECOND COVER
	National Technical Schools	5
24	Poly Paks	115
25	Progressive "Edu-Kits" Inc	38
	RCA Electronic Components and Devices	THIRD COVER
	RCA Institutes, Inc	34, 35, 36, 37
34	Ray-Tel	1
34	Raytheon Company	1
26	Sams & Co., Inc., Howard W	12
27	Shure Brothers, Inc	6
28	Sonar Radio Corporation	107
29	Sonotone Corporation	4
30	Squires-Sanders Inc	99
31	Turner Microphone Company, The	93
32	United Radio Co.	113
33	University Sound	90
	Valparaiso Technical Institute	95
CLASSIFIED ADVERTISING 110, 111, 112, 113, 114, 115, 116		

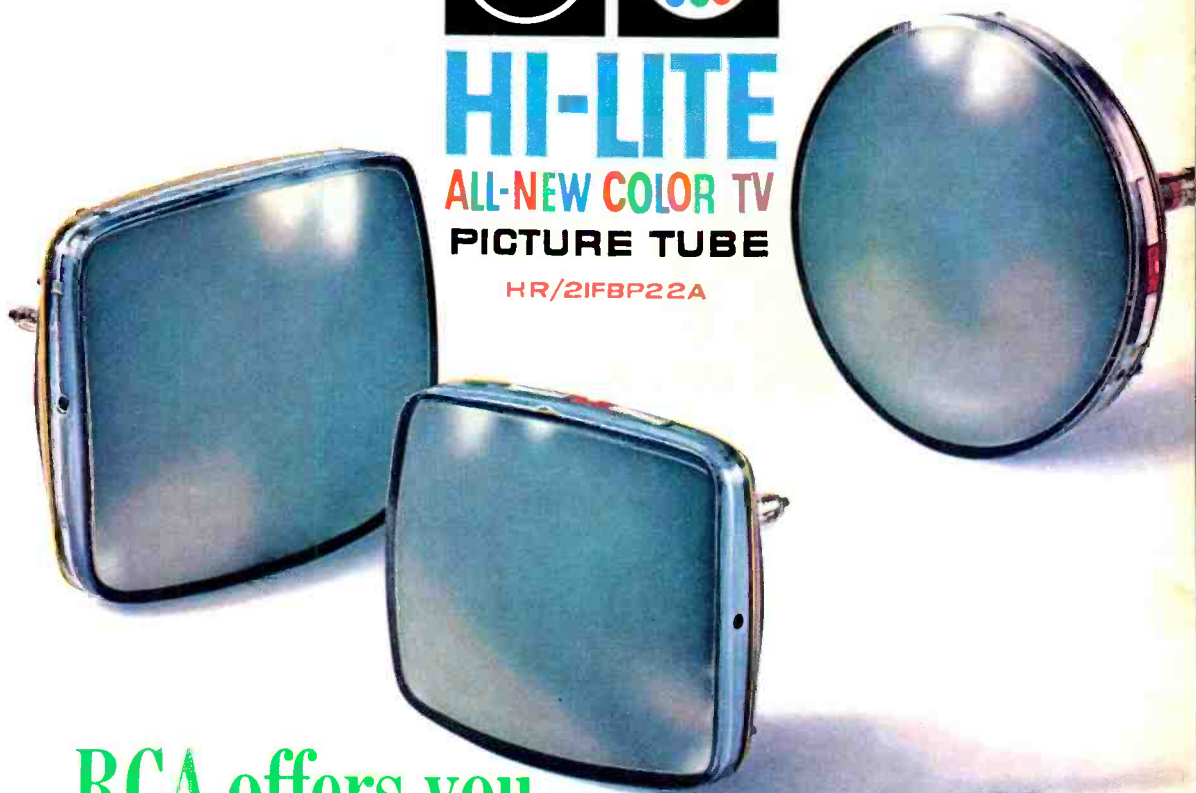
Are you ready for *today's color?*



HI-LITE

ALL-NEW COLOR TV
PICTURE TUBE

HR/21FBP22A



RCA offers you a replacement color picture tube that meets OEM specs

RCA Hi-Lite picture tubes are all-new... glass, gun, the works! They're RCA's best... the same quality... the same tubes... that go into original equipment sets. And because they incorporate the latest technological advances of the world's largest color picture tube manufacturer, you literally "up-date" your customer's color set each time you install one. Here is picture brightness and color fidelity at its finest, available for the service trade in 19-inch and 25-inch rectangular and 21-inch round tube types.



RCA Electronic Components and Devices, Harrison, N.J.

The Most Trusted Name in Electronics

If you think
all replacement tubes are alike,
you've got a surprise coming

