

**BUILD SLOT RACING ACCELERATOR**

# POPULAR **DECEMBER** **ELECTRONICS** **1965**

**35**  
CENTS


**TAPE RECORDING SPECIAL FEATURES**

- **BIG YEAR FOR SMALL RECORDERS • BUYING GOOD TAPES**
- **CURE ERASE TROUBLES • RECORD LIKE A PROFESSIONAL**
- **HOME VIDEO TAPE RECORDERS—1966, '67, OR NEVER?**



*Build  
Pulse Power HO  
Train Controller  
for Loco Crawl  
(page 41)*

E12650642676J0H2982PC08M  
C JOHNSON  
2982 POPULAR ST



COMPARE. You'll find—as have tens of thousands of NRI graduates—that NRI training gives you more value. From the delivery of your first lessons in the remarkable NRI Achievement Kit we send you on enrolling, to “bite size” easily-read texts carefully programmed with custom-designed training kits . . . NRI can't be beat. Text for text, kit for kit, dollar for dollar—your best home-study buy is unquestionably NRI. (And NRI training costs you less than one semester's tuition at most colleges.)

### Get a Faster Start with NRI's New, Exciting Achievement Kit

The day we receive your enrollment application we mail out your new NRI Achievement Kit. This attractive starter kit is an outstanding, logical way to help you get an easier, faster start in the training of your choice. It is the first of a number of special training aids developed in the NRI laboratories to make your adventure into Electronics exciting, meaningful. What's

in it? Your first group of lesson texts; a rich, vinyl desk folder to hold your material; the industry's most complete Radio-TV Electronics Dictionary; valuable reference texts; lesson answer sheets; envelopes; pencils; pen; engineer's ruler; even postage. No other school has anything like it.

### Learning Becomes an Absorbing Adventure with NRI Training Kits

Electronics comes alive with NRI training kits. What better way to learn than by *doing*? NRI pioneered and perfected the “home lab” technique of training at home in spare time. You get your hands on actual parts to build, experiment, explore, discover. NRI invites comparison with training equipment offered by any other school. Begin *now* this exciting program of practical learning. Whatever your need . . . whatever your education . . . there's an NRI instruction plan for you, at low tuition rates. Get all the facts. Fill in and mail the postage-free card today. NATIONAL RADIO INSTITUTE, Electronics Division, Washington, D. C. 20016

## Join the thousands who gained success with NRI



*“I average \$150.-\$170. a month in spare time fixing radio and TV sets, and plan to start my own full-time business. I wish it were possible to tell every man of the wonderful opportunities.”* WILLIAM L. KING, Yoakum, Texas.



*“I am a Frequency Coordinator for the 11th Naval District. The course I completed was priceless in my work. I was a blue collar worker, now I am a white collar worker.”* JOHN J. JENKINS, San Diego, Calif.

*“Many thanks to NRI for the Electronics training I received. I hold a First Class FCC License and am employed as a studio and master control engineer/technician with KXJB-TV.”* RONALD L. WOOD, Fargo, N. D.



*“I am a Senior Engineering Aid at Litton Systems, in charge of checkout of magnetic recording devices for our computers. Without the help of NRI I would still be working in a factory.”* DAVID F. CONRAD, Reseda, Calif.



# Pick your field of ELECTRONICS

## NOW NRI OFFERS YOU 10 WAYS TO TRAIN AT HOME IN SPARE TIME

Any training—if it is to be worth your time and money—must give you the knowledge and the skills you seek, the knowledge and the skills employers want. That's why NRI puts emphasis on providing a *choice* of carefully developed training plans in Electronics. NRI now offers you 10 ways to train at home . . . 10 ways to meet the challenge of today's job market by training with NRI for a career in Electronics, for part-time earnings, or

simply for developing a new, fascinating hobby. The proof of the quality of NRI training plans is in its record of tens of thousands of successful graduates and the reputation NRI holds throughout the Electronics industry. Move ahead now in this exciting, growing field. Select the training plans of most interest to you and mail the postage-free card today. NATIONAL RADIO INSTITUTE, Electronics Division, Washington, D. C. 20016.



### TELEVISION-RADIO SERVICING

Complete training from basic fundamentals of electricity to home entertainment equipment. You learn to fix radios, hi-fi and stereo sets, black-and-white and color TV, etc. A profitable field full or part-time.



### INDUSTRIAL-MILITARY ELECTRONICS

From basic principles to computers. A comprehensive training plan that teaches you the fundamentals, then takes you into such modern-day miracles as servos, telemetry, multiplexing, phase circuitry, other subjects.



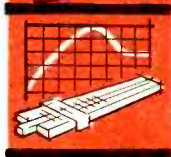
### COMPLETE COMMUNICATIONS\*

Designed to teach and provide you with actual practice in operation, service and maintenance of AM, FM, and TV broadcasting stations. Also covers marine, aviation, mobile radio, facsimile, microwave, radar.



### FCC LICENSE\*

Specifically designed short course to prepare you for your First Class FCC Radiotelephone License examinations. You begin with fundamental Electronic principles, advance to required subjects covering equipment, procedures.



### MATH FOR ELECTRONICS

A brief course for engineers and technicians who need a quick review of essential mathematics used in industry, communications, in government jobs. Basic arithmetic review, short-cut formulas, modern digital number systems, much more.



### BASIC ELECTRONICS

A concise course to teach modern Electronic terminology and components. A wealth of practical, useful information to help you better understand the field, give you some technical knowledge. For anyone who wants a basic understanding of Radio-TV Electronics.



### ELECTRONICS FOR AUTOMATION

Not for beginners, but for men with some fundamental knowledge of Electronics who want an understanding of Automation in present use. Covers process control, ultrasonics, telemetering and remote control, electromechanical measurements, other subjects.




### AVIATION COMMUNICATIONS\*

Prepares you to install, maintain, service aircraft communications equipment. Covers direction finders, ranges, markers, Loran, Shoran, Radar, landing systems. Earn your First Class FCC License with Radar Endorsement.



### MARINE COMMUNICATIONS\*

Covers transmitters, direction finders, depth indicators, radar, sonar, other equipment used on commercial ships and pleasure boats. Prepares you for First Class FCC License with Radar Endorsement.



### MOBILE COMMUNICATIONS\*

Learn to install and maintain mobile equipment and associated base stations. Covers transmitters and receivers used by police and fire departments, public utilities, construction firms, taxis, etc. Prepares for First Class FCC License.

\*NOTE: You must pass your FCC License exams (any Communications course) or NRI refunds in full the tuition you have paid.

Our 50th Year of Leadership in Electronics Training



# POPULAR ELECTRONICS



POPULAR ELECTRONICS is indexed  
in the Readers' Guide  
to Periodical Literature  
This month's cover photo by  
Bruce Pendleton

VOLUME 23

DECEMBER, 1965

NUMBER 6

## Special Features on Tape Recording

Big Year for Small Recorders .....	Phil Geraci	47
New Slant on Recording .....	Glen F. Stillwell	50
Inside Tips from the Pros .....	Byron G. Wels, K2AVB	51
Tape Recorder Remote Switch .....	Homer L. Davidson	53
Counter Tests for Good Tape .....		54
Pinpoint Those Erase Troubles .....	Lewis A. Harlow	55
Quick Cures for Sick Recorders .....	Glen F. Stillwell	57
Home Video Tape Recording .....	Walter G. Salm	63

## Electronic Construction Projects

Super-X Pulse Power Pack for HO Railroadng .....	Woodrow Pope	41
Solid-State Slot Car Speed Control .....	James Fishbeck	59
Photoflood Dimmer .....	L. M. Dezettel	68

## Communications

Satellites on the Air .....		26
English-Language Newscasts to North America .....	Robert Legge	70
Short-Wave Listening: We're Changing Over to GMT .....	Hank Bennett, W2PNA	71
Amateur Radio: How to Service Your Own Equipment .....	Herb S. Brier, W9EGQ	73
On the Citizens Band: Lives Saved by Texas CB'ers .....	Matt P. Spinello, KHC2060	77
DX States Awards Presented .....		106

## Other Features and New Developments

Equipment Report: Knight-Kit KG-221 FM Monitor Receiver .....		62
Electronics History Quiz .....	Robert P. Balin	72
Solid State .....	Lou Garner	75
Reverse Current Keeps Ferry Afloat .....	William P. Brothers	78
Microfilm Your Manuals .....	Byron G. Wels, K2AVB	80

## Departments

Letters from Our Readers .....		8
Tips & Techniques .....		14
Reader Service Page .....		15
New Products .....		22
Operation Assist .....		28
Electronics Library .....		38
Index to Volume 23 (July-Dec., 1965) .....		110

Copyright © 1965 by ZIFF-DAVIS PUBLISHING COMPANY. All rights reserved.

POPULAR ELECTRONICS is published monthly by Ziff-Davis Publishing Company at 307 North Michigan Avenue, Chicago, Illinois 60601. December, 1965. Volume 23, Number 6. (Ziff-Davis also publishes Skiing, Flying, Business/Commercial Aviation, Popular Boating, Car and Driver, Popular Photography, Hi-Fi-Stereo Review, Electronics World, Modern Bride, Skiing Trade News and Skiing Area News.) One year subscription rate for U.S., U.S. Possessions and Canada, \$4.00; all other Foreign, \$9.00. Schedule for payment in foreign currencies may be found elsewhere in this issue. Second Class postage paid at Chicago, Illinois, and at additional mailing offices. Authorized as second class mail by the Post Office Department, Ottawa, Canada, and for payment of postage in cash.

SUBSCRIPTION SERVICE: All subscription correspondence should be addressed to POPULAR ELECTRONICS, Circulation Department, Portland Place, Boulder, Colorado 80311. Please allow at least six weeks for change of address. Include your old address as well as new—enclosing if possible an address label from a recent issue.  
EDITORIAL CONTRIBUTIONS must be accompanied by return postage and will be handled with reasonable care; however, publisher assumes no responsibility for return or safety of art work, photographs, or manuscripts.



# 5,000 FIRMS HAVE EMPLOYED DeVRY TECH ELECTRONICS GRADUATES...

There Must be a Reason!

Something new!

## LEARN AUTOMOTIVE and Maintenance ELECTRICITY AT HOME!

Here's another great opportunity for the man who wants his own business or a bigger pay check with a brighter future. It is a NEW DeVry program that gives you the advantage of earning while you learn.

Prepare in spare time at home for profitable jobs which can take you all the way from trouble-shooting on the electrical systems of automobiles, marine engines, trucks, tractors and other gasoline engines, to the general maintenance of electrical equipment in the home or in light industry.

DeVry's new program "brings the classroom to your home" through the magic of AUDIO-VISUAL AIDS: Lectures recorded by DeVry instructors combined with colorful 8 x 10" transparencies to make learning easier. You get the advantages of "programmed" learning through modern texts which are also handy for future



reference. To develop practical skill, you get and keep valuable shop equipment and manuals. This includes building the brand-new DeVry Transistorized Automotive Analyzer and the DeVry Silicon Battery Charger — ideal "tools" for earning extra money as you go.

This new program covers the entire electrical systems in automobiles and other vehicles, including transistorized ignition systems, alternators and regulators, and other applications. In the maintenance field, it covers lighting, electric motors, controls, wiring — even transistors. The graduate from this program can be either a specialist as a troubleshooter on the electrical system of an automobile, or handle electrical lighting, heating, alarm and control systems. It is ideal for "one man" maintenance departments.

Check coupon at right and mail it today for FREE facts.

Let Us Prepare You at Home or In  
One of Our Two Big Resident Schools  
for a Profitable Career in

## ELECTRONICS

Across the continent, leading employers of personnel trained in electronics tell us that DeVry training is "Tops." Get the full story of DeVry Tech and the advantages it offers, by filling in the coupon below. The two free booklets pictured below tell of many fine opportunities for trained men in electronics: the great variety of jobs, from research, production, operation, maintenance and servicing of electronic equipment — to a neighborhood TV-radio sales and service business of your own. They'll tell you too, how DeVry has prepared men for good jobs with outstanding firms: on practical, "brass-tacks" problems with actual electronic equipment.

Here's good news: you don't need advanced education or previous technical experience to get started. If you can follow simple directions, you should be able to prepare with DeVry's help for real money in a field that may offer the opportunity of your lifetime.

**Employment Service:** With many employers so enthusiastic about DeVry Tech graduates, it's no wonder our Employment Service can help our graduates get started in electronics, or can assist them toward promotions later.

**FREE!**

SEND COUPON  
FOR BOOKLETS  
ON ELECTRONICS  
AS A CAREER



### DeVRY TECHNICAL INSTITUTE

4141 Belmont Ave., Chicago, Ill. 60641, Dept. PE-12-V

I AM INTERESTED IN ELECTRONICS. Please give me your two free booklets, "Pocket Guide to Real Earnings" and "Electronics in Space Travel"; also include details on how to prepare for a career in this field. The following opportunity fields (check one or more) interest me:

- |  |   |
|--|---|
| <input type="checkbox"/> Space & Missile Electronics | <input type="checkbox"/> Communications         |
| <input type="checkbox"/> Television & Radio          | <input type="checkbox"/> Computers              |
| <input type="checkbox"/> Microwaves                  | <input type="checkbox"/> Industrial Electronics |
| <input type="checkbox"/> Automation Electronics      | <input type="checkbox"/> Broadcasting           |
| <input type="checkbox"/> Radar                       | <input type="checkbox"/> Electronic Control     |

I AM INTERESTED IN AUTOMOTIVE AND MAINTENANCE ELECTRICITY. Please supply further information.

NAME \_\_\_\_\_ AGE \_\_\_\_\_

ADDRESS \_\_\_\_\_ APT. \_\_\_\_\_

CITY \_\_\_\_\_ STATE \_\_\_\_\_ ZIP \_\_\_\_\_

Check here if you are under 16 years of age.

2095A Available in Toronto

ACCREDITED MEMBER OF NATIONAL HOME STUDY COUNCIL

## DeVry Technical Institute

Chicago • Toronto

• TINY  
• TUNNEL DIODE  
• TERRIFIC!



New Jerrold

tele-mate™

cordless UHF converter

**\$19.95** LIST

Jerrold, originator of the famous Powermate antenna amplifier, now brings you the most compact, efficient, and high-style of UHF converters—*Tele-Mate!*

All-solid-state with maintenance-free tunnel-diode design, the new *Tele-Mate* has a low noise figure and needs no warm-up. Works on unused Channel 5 or 6 of any VHF receiver to bring in all UHF channels in the area. At only \$19.95, *Tele-Mate* is by far the best value in the UHF converter field.

See your TV serviceman for the Jerrold *Tele-Mate* or write for name of nearest dealer.

**JERROLD**

JERROLD ELECTRONICS CORPORATION  
Distributor Sales Division  
15th & Lehigh Ave., Philadelphia, Pa. 19132

The nation's leading manufacturer  
of television reception products

CIRCLE NO. 20 ON READER SERVICE PAGE

# POPULAR ELECTRONICS

WORLD'S LARGEST-SELLING ELECTRONICS MAGAZINE

**PHILLIP T. HEFFERNAN**  
PUBLISHER

**OLIVER P. FERRELL**  
EDITOR

**ROBERT CORNELL, WA2HDQ**  
MANAGING EDITOR

**JOHN D. DRUMMOND**  
TECHNICAL EDITOR

**WILLIAM GALBREATH**  
ART EDITOR

**MARGARET MAGNA**  
ASSOCIATE EDITOR

**CHRISTOPHER SHERIDAN**  
ASSOCIATE EDITOR

**ANDRE DUZANT**  
TECHNICAL ILLUSTRATOR

**NINA KALAWSKY**  
EDITORIAL ASSISTANT

**PATTI MORGAN**  
EDITORIAL ASSISTANT

**H. S. BRIER, W9EGQ**  
AMATEUR RADIO EDITOR

**M. P. SPINELLO, KH2060**  
CB EDITOR

**L. E. GARNER, JR.**  
SEMICONDUCTOR EDITOR

**H. BENNETT, W2PNA**  
SHORT-WAVE EDITOR

**STANLEY LEINWOLL**  
RADIO PROPAGATION EDITOR

**LAWRENCE SPORN**  
ADVERTISING SALES MANAGER

**ARDYS C. MORAN**  
ADVERTISING SERVICE MANAGER

## ZIFF-DAVIS PUBLISHING COMPANY

Editorial and Executive Offices (212 ORegon 9-7200)  
One Park Avenue, New York, New York 10016

William B. Ziff, Chairman of the Board (1946-1953)  
William Ziff, President

W. Bradford Briggs, Executive Vice President  
Hershel B. Sarbin, Vice President and General Manager  
Philip Sine, Financial Vice President

Walter S. Mills, Jr., Vice President, Circulation  
Stanley R. Greenfield, Vice President, Marketing  
Phillip T. Heffernan, Vice President  
Frank Pamerantz, Vice President, Creative Services  
Arthur W. Butzow, Vice President, Production

New York Office (212 ORegon 9-7200)  
One Park Avenue, New York, New York 10016  
Eastern Advertising Manager, RICHARD J. HALPERN

Midwestern Office (312-726-0892)  
307 North Michigan Avenue, Chicago, Illinois 60601  
Midwestern Advertising Manager, JAMES WEAKLEY

Western Office (213 CRestview 4-0265)  
9025 Wilshire Boulevard, Beverly Hills, California 90211  
Western Advertising Manager, BUD DEAN

Circulation Office  
Portland Place  
Boulder, Colorado 80311



POPULAR ELECTRONICS

Now with exclusive new  
**DYNA-BOOST**  
 circuit that intensifies  
 speech signals and  
 extends the range more  
 than ever before!

**GREATER  
 RANGE  
 POWER**

**PLUS OPERATING FEATURES  
 AND PERFORMANCE  
 THAT MAKE YOU PROUD  
 TO OWN THE BEST!**



**Cobra**

**23 CHANNEL FULLY-EQUIPPED  
 AM CB TRANSCEIVER**

**Other Features include:**

- Transistorized 117 VAC/12 VDC Power Supply
- Double Conversion Superhet Receiver
- Delta-Tune Fine Tuning
- Adjustable Squelch Control and Standby Switch
- Illuminated S and RF OUTPUT Meter
- Modulation Indicator
- Plug-in Microphone
- Use as Public Address Amplifier

Here is *talk-power* you'll be glad to talk about! Full 5 watts input *plus* built-in speech compression *Dyna-Boost* circuit that puts the power in the sidebands where it does the most good. Increases modulation level to the very maximum at all times, even for a soft woman's voice. Front panel switch enables you to use *Dyna-Boost* as you need it. *Make the dramatic "talk-test" and prove it for yourself!*

Fully equipped with all necessary crystals for immediate operation on all 23 CB channels, at a turn of the switch.  
**COBRA CAM-88, \$214.95**



See your B&K Communications  
 Distributor for demonstration or  
**MAIL COUPON TODAY**

**B&K MANUFACTURING CO.**  
 DIVISION OF DYNASCAN CORPORATION  
 1801 W. Belle Plaine, Chicago, Ill. 60613

Please send informative COBRA Bulletin 644P

Name \_\_\_\_\_

Address \_\_\_\_\_

City \_\_\_\_\_ State \_\_\_\_\_ Zip No. \_\_\_\_\_

12P5

CIRCLE NO. 4 ON READER SERVICE PAGE

# LETTERS FROM OUR READERS

Address correspondence for this department to:  
Letters Editor, POPULAR ELECTRONICS  
One Park Avenue, New York, N. Y. 10016

## CALL OUT THE MARINES

**HELP! WE NEED HELP!** The very fine article, "Project Choose," by Ken Gilmore (September, 1965) listed our "National Directory of Schools and Vocations," but failed to state that it is a 713-page book with a cost of \$11.66. We have been besieged by stacks and stacks of letters from your readers asking us to send them free lists of schools. Although we would like to answer them, we do not have the facilities to do so. The directory is a standard guidance book which can be found in most High School Guidance Departments, High School Libraries, and in most large city libraries; it is available at



these places for examination by interested students. We are returning the quarters and five-cent stamps which some of your readers sent. You certainly have an eager public, and we shall never forget POPULAR ELECTRONICS. Even the Armed Forces are in on this.

ADELINE E. MILLER  
State Schools Publishers  
North Springfield, Pa.

*Miss Miller, we know how you feel about the "quantity" of reader mail. The response to Ken Gilmore's article on resident schools has been terrific. Sorry that the price of your valuable Directory was omitted.*

## FIDO'S WHISTLE MODIFIED

If you want to save tape, you can modify the circuit in "Fido's Whistle-Controlled Flivvers" (October, 1964) to make a sound-actuated relay. I eliminated the frequency-selective network and the relays in the latching circuit and installed the system in the motor circuit of my tape recorder. Now the reels turn only when a sound is being recorded.

DOUGLAS HARRINGTON  
Wellesley, Mass.

(Continued on page 8)

POPULAR ELECTRONICS



**Fastest  
heating**

## gun in the world

A Weller gun reaches full soldering temperature up to 40% faster than other guns. This is just one of the reasons why Weller is the choice of nearly all professional electronic service technicians.

Weller guns also have trigger-controlled dual heat that permits instant switching to high or low heat to suit the job. They deliver the most heat per rated watt, resulting in the greatest soldering efficiency.

When you buy a soldering gun, be sure to insist on Weller.

Weller Dual Heat Guns and Kits come in wattage ranges from 100 to 325, priced from \$6.95 to \$12.95 list.

*Weller*<sup>®</sup>

WELLER ELECTRIC CORP., EASTON, PA.

World Leader in Soldering Technology  
CIRCLE NO. 45 ON READER SERVICE PAGE



# Why does one of these men earn so much more than the other?

More brains? More ambition?

No, just more education in electronics.

You know that two men who are the same age can work side-by-side on the same project, yet one will earn much more than the other.

Why? In most cases, simply because one man has a better knowledge of electronics than the other. In electronics, as in any technical field, you must learn more to earn more. And, because electronics keeps changing, you can never stop learning if you want to be successful.


But your job and family obligations may make it almost impossible for you to go back to school and get the additional education you need. That's why CREI Home Study Programs are developed. These programs make it possible for you to study advanced electronics at home, at your own pace, on your own schedule. You study with the assurance that what you learn can be applied on the job to make you worth more money to your employer.

CREI Programs cover all important areas of electronics including communications, servo-mechanisms, even spacecraft tracking and control. You're sure to find a program that fits your career objectives.

You're eligible for a CREI Program if you have a high school education and work in electronics. FREE book gives all the facts. Mail coupon or write: CREI, Dept. 1212C, 3224 Sixteenth Street, N.W., Washington, D.C. 20010

**Send for Free Book**

Accredited Member of the National Home Study Council



## The Capitol Radio Engineering Institute

Dept. 1212C, 3224 Sixteenth Street, N.W., Washington, D.C. 20010

Please send me FREE book describing CREI Programs in Electronics and Nuclear Engineering Technology. I am employed in electronics and have a high school education.

Name \_\_\_\_\_ Year Born \_\_\_\_\_

Address \_\_\_\_\_

City \_\_\_\_\_ State \_\_\_\_\_ Zip Code \_\_\_\_\_

Employed by \_\_\_\_\_

Type of Present Work \_\_\_\_\_

# tapes sound fuzzy & distorted?

## STEREO REQUIRES MATCHED MICROPHONES . . .

Pianos sound like barrel organs? Violins like musical saws? Voices lost in a welter of "hollow" background sound? Friend—look to your microphone! You'll be amazed by the clear, life-like tapes you can make with the new Shure Unidyne A . . . a low-cost, fine quality unidirectional microphone that picks up sound from the front uniformly while rejecting sounds from the rear. Equipped with plugs to match most tape recorder inputs. Unidyne A matched pairs can detect the subtle differences that "localize" sound for realistic, spatially-correct stereo tapes.




**NEW!**

**SHURE**

**UNIDYNE / A**

**MATCHED STEREO MICROPHONES**

In the quality tradition of the famed Unidyne family of unidirectional dynamic microphones . . . at a new dramatically low price. Never before such quality at so low a price! Model 580SA(MP)—Only \$70.80 net for the pair.



**LOOKING FOR  
"PROFESSIONAL"  
QUALITY?**

**SHURE**

**UNIDYNE III**

The favorite of performers and public speakers. Dual impedance, ultra-small size, true-cardioid pick-up pattern, symmetrical about the axis in all planes, at all frequencies. Wide-range response. Amazingly faithful voice and music reproduction. Model 545S (with On-Off switch) \$53.97 net. (Matched pairs available).

Shure Brothers, Inc.  
222 Hartrey Avenue, Evanston, Illinois  
CIRCLE NO. 38 ON READER SERVICE PAGE

## LETTERS (Continued from page 6)

### TV PICTURE TUBE TESTER

I am planning on building the "TV Picture Tube Tester and Rejuvenator" (October, 1965) and have a couple of questions concerning it. The 5-volt tap (position 6) on filament switch S2a in Fig. 7 does not seem to be connected. As I see it, this switch position will be dead. Is that correct? Also, can I use a 1-ma. meter in this tester?

MELVIN J. HYATT  
Prairie Village, Kan.

*Melvin, you are right about the 5-volt position of the switch; to correct for this condition, simply run a small piece of wire from pin 6 on S2a to pin 8 on S2b. Also note that the value of R3 is 1 megohm as shown on the schematic, and not 1000 ohms as in the Parts List. Use of a 1-ma. meter is not recommended because it would throw too many usable readings too low down on the meter scale.*

### MOSCOW IS EAST AND NEW YORK IS WEST

Mr. Pyle wrote an informative and certainly a most interesting article, "When It's 6 AM in Tokyo" (August, 1965), but I would prefer that he brush up on his navigation before flying with me. In my travels around the world in the USAF I have always found New York to be West of London, and Moscow to be East.

JESSE R. CALLAHAN  
Villingen, Germany

*Jesse, the editor who worked on this article was standing on his head; now he has his back to the wall. As for Mr. Pyle, he's facing*



*North and repeating 1000 times, "East is to the right, West is to the left, and some editors don't know their right from their left."*


### INTENSIFIER FOR "HI-LIGHTER"

The "Hi-Lighter" (September, 1964), was a complete success. I obtained the 6.3-volt filament transformer—the most expensive item on the list—for only \$2 (Army surplus). I put a convex lens in front of the GE 1133 lamp to focus and intensify the light even more. It works beautifully.

MICHAEL SPIELZINGER  
New York, N.Y.

(Continued on page 10)

# NEW from **FINCO**



## **BOOSTER-COUPLER**

Model No. 65-1 List \$29.95



## **UHF CONVERTERS**

Model U-Vert 300 List \$39.95

Model U-Vert 200 List \$26.90

Model U-Vert 100 List \$19.95

ALL FINCO PRODUCTS "COLOR"  
ARE ENGINEERED FOR

### **The BOOSTER-COUPLER**

*"for Deluxe Home and Commercial Use"*

Two tube, 4 set VHF-TV or (FM) Distribution Amplifier for home and small commercial distribution systems . . . with low loss splitters (FINCO #3001 or #3003) can feed 16 or more sets, depending on signal level and line length losses. FEATURES:

- On-Off Switch
- AC convenience receptacle
- Ventilated perforated steel cabinet 6 $\frac{1}{16}$ " x 3 $\frac{3}{16}$ " x 3 $\frac{3}{16}$ "
- Metal enclosed to eliminate shock hazard
- Easy access for tube servicing
- Convenient, easy mounting . . . bracket and screws supplied
- UL listed AC cord
- 117 Volts, 60 cycles
- Attractive appearance with rugged commercial construction
- No strip terminals
- Minimum "snow" (very low noise figure)
- 100% test for all electronic characteristics

### **The CONVERTERS**

*"That challenge all competition"*

#### **FEATURES:**

- Drift free fine tuning
- Post conversion signal amplification
- Solid state chassis — shockproof
- Convenient AC outlet on converter
- Exact input-output impedance match
- Lighted dial tuning
- Full color and black-white signal conversion
- High gain — low noise
- Conforms to FCC radiation specifications
- Easy installation — UL approved
- Instant warm-up — Operates at Channel 5 or 6
- A model for every reception area

Write for beautiful color brochures — Numbers 20-338 and 20-377

Atlanta  
Fort Worth  
Kansas City  
Chicago  
Cleveland  
Detroit

## **THE FINNEY COMPANY**

34 West Interstate Street Bedford, Ohio 44014 Dept. PE

New York  
Pittsburgh  
San Francisco  
Los Angeles  
Boston  
Albany

**CIRCLE NO. 12 ON READER SERVICE PAGE**

# now...a dozen tools for dozens of jobs in a hip pocket set!



Really compact, this new nut driver/screwdriver set features 12 interchangeable blades and an amber plastic (UL) handle. All are contained in a slim, trim, see-thru plastic case which easily fits hip pocket. Broad, flat base permits case to be used as a bench stand. Ideal for assembly and service work.

**No. 99PS-50**

## 7 NUTDRIVERS:

3/16", 7/32", 1/4", 9/32", 5/16", 11/32", 3/8" hex openings.



## 2 SLOTTED SCREWDRIVERS:

3/16" and 9/32" tips

## 2 PHILLIPS SCREWDRIVERS:

#1 and #2 sizes.




## EXTENSION BLADE:

Adds 4" reach to driving blades

## HANDLE:

Shockproof, breakproof. Exclusive, positive locking device holds blades firmly for turning, permits easy removal.



WRITE FOR CATALOG 162

# XCELITE®

XCELITE INC. • 20 BANK ST., ORCHARD PARK, N. Y.

Send Catalog 162 with information on 99PS-50

name \_\_\_\_\_

address \_\_\_\_\_

city \_\_\_\_\_

state & zone \_\_\_\_\_

CIRCLE NO. 46 ON READER SERVICE PAGE

## LETTERS

(Continued from page 8)

### "PHONOVID" BAFFLING

How can Westinghouse's "Phonovid" system (August, 1965) reproduce video pictures on a standard TV set directly from a phonograph record? Since the minimum frequency response needed for a TV image is generally considered to be one million cycles per second, could you please explain how it is possible for the stylus and cartridge to respond to anything over the usual maximum of 20 kc.

ED DRAPER  
Baldwinsville, N. Y.

*Easy, Ed. It's slow-scan TV. The pictures are stills, and the frequency-response requirements are way down. You'll be interested in the article on page 67 of this issue.*

### SWAMPED BY OPERATION ASSIST

I was swamped with replies to my request in the Operation Assist column for a schematic. I tried to answer a few at first, but so many came in that I could not possibly answer all of them personally. Thank you (for publishing the request) and everyone who



was kind enough to write to me. My special thanks go to one fellow who sent me practically the whole booklet in Xerox form, and who did not give his name or address.

JOHN LUBE, WA5KGW, WPE5DTL  
Houston, Tex.

### PARTS PROFILES DT's

If any experimenters ran into the  $dv/dt$  effect when they set up the demonstrator/tester shown in Fig. 1 on page 73 of "Parts Profiles" (October, 1965), they should place push-button switch S2 between the rectifier bridge and the 3-ohm, 1-watt resistor instead of in the position shown. This will eliminate the mysterious gremlin which turns on the SCR prematurely.

DONALD LANCASTER  
Phoenix, Ariz.

*Also, switch S2 should be held open long enough for the SCR to turn off. The  $dv/dt$  effect is a characteristic that tends to turn on an SCR when the rate of rise of the applied voltage exceeds a certain critical value, even though the applied voltage is less than the*

CIRCLE NO. 33 ON READER SERVICE PAGE →  
POPULAR ELECTRONICS

New from RCA!

# ALL SOLID-STATE CB 2-WAY RADIO WITH ALL SILICON TRANSISTORS



New RCA Mark 10 Transistorized CB Radio

only \$189<sup>95</sup>\*

Here's the latest, and the finest, in a long line of exceptional 2-way radios from RCA. The new all transistor RCA MARK 10 with the operating features you have been asking for... engineered to provide the most dependable communications possible. Check this partial list of RCA MARK 10 advantages:

- All silicon transistors assure dependable communications at temperatures ranging from  $-23^{\circ}$  to  $+130^{\circ}$  F.
- 12 crystal-controlled transmit and receive channels with illuminated channel selector
- Combination "S" meter and relative RF output meter
- Operates from 12-volts DC power source (positive or negative ground)
- 3-watt public address system with volume level fully controllable by receiver volume control
- Provision for tunable receive, AC operation, and external speaker (optional)
- Crystal-controlled double conversion, superheterodyne receiver provides frequency accuracies greater than 0.004%
- Separate AGC amplifier eliminates blasting and overloading, minimizes fading
- Six-stage IF bandpass filter for maximum selectivity without ringing
- Low distortion, series type noise limiter with automatic threshold adjustment
- Receiver power regulated for maximum stability
- Acoustically designed cabinet with audio characteristics shaped for maximum intelligibility
- External speaker jack (de-activates internal speaker)
- Compact, lightweight. Only  $3\frac{3}{8}$ " high,  $5\frac{3}{4}$ " deep,  $8\frac{1}{2}$ " wide, weighs less than  $4\frac{1}{2}$  pounds

See it at your Authorized RCA Citizens' Band Radio Distributor. To find him, look for stores displaying this symbol. It's your assurance of top-quality RCA CB equipment.

\*Optional distributor resale price




RCA ELECTRONIC COMPONENTS AND DEVICES, HARRISON, N. J.



The Most Trusted Name in Electronics

# Thinking of college and a space age career in electronics?



## Send for this booklet on ENGINEERING TECHNOLOGY AND ENGINEERING

Learn how you can prepare for a dynamic career as an electrical or mechanical engineering technician or engineer in such exciting, growing fields as avionics, missiles, reliability control, fluid mechanics, data processing, metallurgy, microelectronics, and advanced aerospace research.

MSOE offers residence study programs leading to these degrees in engineering technology and engineering:

- 2 years — Associate in Applied Science
- 4 years — Bachelor of Science

Also get facts about scholarships and financial aids, job placement and other student services, plus photographs of MSOE technical laboratories and student activities. For your copy, just mail the coupon — no obligation.

# MSOE

Milwaukee School of Engineering

Milwaukee School of Engineering  
Dept. PE-12651025 N. Milwaukee Street  
Milwaukee, Wisconsin 53201

Please send the "Your Career" booklet. I'm interested in

- Electrical fields       Mechanical fields

Name..... Age.....

Address.....

City..... State..... ZIP.....

MS.227

CIRCLE NO. 25 ON READER SERVICE PAGE

## LETTERS (Continued from page 10)

static breakdown voltage. A pn junction has capacitance, and the larger the junction, the larger the capacitance. An SCR is a pnpn device, and it has capacitance. Like a capacitor, the SCR can take on a fast charging current. The faster the SCR charges up, the faster the voltage rises. The trick, then, is to keep the current surge down to a minimum.

### RADIO MAGAZINES CIRCA 1925 AVAILABLE

We have been in radio since the earliest days of broadcasting (1922) and we have a dozen or more issues of *Popular Radio* magazine of 1924-25 vintage. They certainly bring out the primitive beginnings, like the Model T era of radio. Would you know of any organization that would appreciate having these issues?

CLARK BROTHERS  
Albia, Iowa

### CAMPER'S SPECIAL DOWN THE DRAIN

There goes another construction project down the drain due to the fact that the parts are not available where I live. I am referring to the "Camper's Special" (August, 1965). It would appear that the 2N3053 transistors used in the project are not stocked anywhere in Oakland or San Francisco. I have contacted some 20 electronic supply houses in the Bay Area and not one had them. Furthermore, they advised me to discontinue construction of the project because there was so



slim a chance that I could get hold of these transistors. Because the project uses transistor sockets, I was still able to complete the unit, but I find it extremely maddening not to know whether the project is a success or a failure. Could you possibly tell me where I can get these transistors?

D. MCDANIEL  
Oakland, Calif.


The Bay Area is a big place and we can't understand why you couldn't get the 2N3053 transistors. They are made by RCA, list for \$1.24, and are similar to the 2N2270, 2N3016, 2N3056, 2N3057, 2N3253, and 2N3444. Your distributors should have been more helpful instead of trying to discourage you from putting the project together. We suggest that you try one of the mail order houses if the distributors won't accommodate you. Incidentally D. M., your complaint was the only one we received on lack of parts availability, but we did get a lot of compliments on the project.

-30-

CIRCLE NO. 47 ON READER SERVICE PAGE →

# Congratulate yourself for holding out!

# Now from Courier! The world's smallest, most sensitive, most powerful transistor CB line!



## 6 Channels \*COURIER TR-6

6" W x 6¾" D x 1⅞" H

■ SILICON TRANSISTORS. Illuminated channel selector. Auxiliary speaker jack. 4" oval speaker. Transmit indicator. External channel socket. Top or bottom speaker mount. Channel 9 crystals. **\$129**

## 12 Channels \*COURIER TR-12

5¾" W x 5¾" D x 1⅞" H

■ SILICON TRANSISTORS. Collins filter. Illuminated S-RF meter. Illuminated channel selector. PA System. Auxiliary speaker jack. Modulation indicator. Channel 9 crystals. **\$169**

## 23 Channels \*COURIER TR-23

6" W x 7½" D x 2½" H

■ SILICON TRANSISTORS. All crystals supplied for 23 channels. Illuminated S-RF meter. Illuminated channel selector. PA System. Auxiliary speaker jack. Single knob tuning. Modulation indicator. **\$209**  
(Delivery, Dec. 15, 1965).

**FOR THE ULTIMATE  
IN BASE STATION  
OPERATION!**

### RANGE EXTENDER COURIER-23

■ 23 Channels ■ Dual Conversion  
■ Transistor Power Supply ■ Includes all crystals, mounting brackets, power cords and noise-cancelling microphone. **STILL \$189.50**

World famous manufacturers of quality CB and BB equipment, including Courier 23, Courier 1M, Courier 30 B, Fleet Courier, Port-A-Lab, Transistorized Power Supply, Linear Amplifier.

\*All units include: Microphone, Mounting Brackets, DC Cord, Chrome Cabinet. PLUS exclusive Courier circuit protection against mismatched antenna, incorrect polarity, and overload.

AC POWER SUPPLY for above units \$29.95



**e.c.i. electronics communications inc.**

56 Hamilton Ave.  
White Plains, N. Y.

Yes! I'd like to know all about Courier's new 6-12-23 Channel SILICON-TRANSISTOR CB line!

Name \_\_\_\_\_

Address \_\_\_\_\_

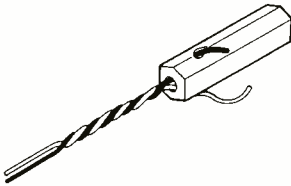
City \_\_\_\_\_ County \_\_\_\_\_ State \_\_\_\_\_

**PARTS**  
**METHODS**  
**IDEAS**  
**GADGETS**  
**DEVICES**

# TIPS & TECHNIQUES

## TWISTED PAIRS COME EASY USING A HOMEMADE DIE

Here's a way to make professional-looking twisted pairs which are often used in wiring filament and a.c. circuits to minimize radiation and pickup of stray signals, hum, noise, etc. Obtain a short brass rod about



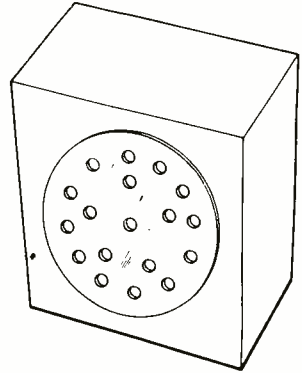
$\frac{1}{4}$ " in diameter and drill three holes in it as shown in the diagram. Hole size depends on the gauge of the wire you intend to twist;

side holes should be drilled at angles of less than 45° for best results. To use, simply insert the two wires in the side holes and pull them from the center hole. Connect one end of the wires to be twisted in a vise and place the die in a hand drill. Then simply rotate the drill and work the die along wires until the lengths of wire are properly twisted.

—Roman A. Scheidel

## SINK-DRAIN STRAINER PROTECTS SMALL SPEAKER

Small perforated sink drain strainers — the type found at corner hardware shops — make excellent protective grilles for small speakers. Chrome-plated and convex in shape, they come in many sizes and sell for about 25 cents each. To install one, simply glue it in place; a few drops of epoxy cement will do.



—Henry R. Rosenblatt

(Continued on page 20)

## THE TURNER TRANSISTORIZED



## WITH VARIABLE OUTPUT LEVEL

Now, from Turner comes the very finest base station microphone ever designed. The **+2** features a two transistor pre-amp with volume control to give you up to 50 times the output level you now have. Yes, just dial your desired signal for maximum modulation all the time — every time. You can work close or far away from this microphone, or change the output for a big or little voice.

Eventually, all sets lose some of their initial power. Turner's **+2** puts the zip back into your set and keeps it up to full strength at all times!

The **+2** has tailored frequency response of 300-3500 c.p.s. for best and clearest voice transmissions with knocked down local noise interference.

Exclusive touch-to-talk or lock on-off switching — the **+2** works with all tube or transistor sets regardless of switching requirements or type.

Ask your dealer about the new **+2**.



VOLUME CONTROL

LIST PRICE  
\$49.50



THE TURNER MICROPHONE COMPANY

946 17th Street N.E., Cedar Rapids, Iowa

In Canada: Tri-Tel Associates Ltd  
Toronto, Ontario

Export: Ad Auriema, Inc., 85 Broad Street, New York 4, N.Y.



# POPULAR ELECTRONICS

## PRODUCT SERVICE PAGE

**You can get  
additional information promptly  
concerning  
products advertised or mentioned  
editorially  
in this issue**

1

Circle the number on the coupon below which corresponds to the key number at the bottom of the advertisement or is incorporated in the editorial mention that interests you.

2

Mail the coupon to the address indicated below.

3

Please use this address only for Product Service requests.

**POPULAR ELECTRONICS  
P. O. BOX 8391  
PHILADELPHIA, PA. 19101**

*Please send me additional information about the products whose code numbers I have circled*

1 2 3 4 5 6 7 8 9 10 11 12 13 14 15 16 17 18 19 20 21 22 23 24 25  
26 27 28 29 30 31 32 33 34 35 36 37 38 39 40 41 42 43 44 45 46 47 48 49 50  
51 52 53 54 55 56 57 58 59 60 61 62 63 64 65 66 67 68 69 70 71 72 73 74 75  
76 77 78 79 80 81 82 83 84 85 86 87 88 89 90 91 92 93 94 95 96 97 98 99 100

**NAME** *(Print clearly)* \_\_\_\_\_

**ADDRESS** \_\_\_\_\_

**CITY** \_\_\_\_\_ **STATE** \_\_\_\_\_ **ZIP CODE** \_\_\_\_\_

**VOID AFTER JANUARY 31, 1966**

12

# Choose Your Tailor-Made Course in N.T.S. "PROJECT METHOD" ELECTRONICS

Now! N.T.S. — one of America's oldest leading home-study and resident technical schools—offers you **GREATER CAREER OPPORTUNITIES IN ELECTRONICS.**



You can install and maintain electronic circuitry in missiles and rockets . . . specialize in microwaves, radar, and sonar.



You can succeed in TV-Radio Communications . . . prepare for F.C.C. License, service advanced satellites for industry and defense.



You can service and repair the electronic "brains" of industry — computers, data processing and other automation equipment.



You can become a highly-paid TV-Radio Technician, an electronics field engineer, or succeed in your own sales and service business.

## CHOOSE YOUR FIELD—INSURE YOUR FUTURE!

### 1 ELECTRONICS-TV-RADIO SERVICING AND COMMUNICATIONS

A basic course thoroughly covering fundamentals of electronics, radio, TV servicing and communications.

### 2 MASTER COURSE IN ELECTRONICS-TV-RADIO, ADVANCED TV AND INDUSTRIAL ELECTRONICS

Qualifies you as a Master Electronics Technician — the Man in Demand.

### 3 FCC LICENSE COURSE

Preparation for this government license essential for many interesting jobs in radar, radio, television, communications, guided missiles, many others. Upon completion of this course, if you do not pass the FCC exam, your tuition will be refunded in full.

### 4 RADIO SERVICING (AM-FM-TRANSISTORS)

Train for radio sales and service with dealer or distributor.

### 5 TELEVISION SERVICING (INCLUDING COLOR)

Covers installation, adjustment, repair and servicing of black and white and color television . . . prepares you for your own sales and service business.

### 6 STEREO, HI-FI AND SOUND SYSTEMS

A growing field. Prepares you to build, install and service modern sound equipment for home or industry.

### 7 BASIC ELECTRONICS

Gives you the fundamentals you must know to build on for a future Electronics career. Also offers an excellent background for Salesmen, Purchasing Agents, and others in Electronics.


### 8 ELECTRONICS MATH

Simple, easy-to-follow instructions in the specialized math you need in many electronics jobs.

**INDUSTRY WELCOMES N.T.S. STUDENTS AND GRADUATES**

# N.T.S. HOME TRAINING: QUICK, PRACTICAL WAY TO HIGHER PAY, LIFELONG BENEFITS

N.T.S. "Project Method" Courses can help you get a new and better job — or move up to higher pay in your present one.



N.T.S. "Project Method" home training lessons are shop-tested in the Resident School in Los Angeles. You work on practical job projects, learn to use shop manuals and schematics. Your N.T.S. training is individual. You proceed at your own pace. The Schools' practical methods plus more than 60 years of experience have helped thousands of students all over the world to successful careers.

Most courses include Equipment Kits. There are no Kit Deposits. Everything included in your low tuition.



## HIGH SCHOOL AT HOME

Learn easily. New modern method. National also offers accredited high school programs for men and women. Take only subjects you need. Study at your own pace. Latest approved textbooks — yours to keep — everything included at one low tuition. Check High School box in coupon for information.



## BENEFIT NOW AND ALL YOUR LIFE WITH N.T.S. HOME TRAINING

The personal guidance you receive during your training can be very helpful to your progress. Many N.T.S. students are able to earn more money within a few months. You can pick and choose your career. Work in industry or go into business for yourself.

Your services will always be in demand wherever you go — and you can pick your spot!

N.T.S. Graduate Advisory Service can help you answer technical questions in establishing your own business and in countless other ways after you've completed your training.

MAIL REPLY CARD

OR COUPON FOR  
FREE BOOK AND  
SAMPLE LESSON

In Field of Your Choice

You Enroll by Mail — and Save Money.  
No Salesmen: This means lower tuition for you.  
Accredited Member N.H.S.C.

Sample Lesson



## CLASSROOM TRAINING AT LOS ANGELES

If you wish to take your Electronics-TV-Radio training in our famous Resident School in Los Angeles — the oldest and largest School of its kind in the world — write for special Resident School catalog and information, or check coupon.

**NATIONAL TECHNICAL SCHOOLS**  
WORLD WIDE TRAINING SINCE 1905  
4000 S. Figueroa St., Los Angeles, Calif 90037

## NATIONAL TECHNICAL SCHOOLS

4000 S. Figueroa St., Los Angeles, California 90037

Please Rush FREE Electronics "Opportunity Book" and actual sample lesson on course checked below:

- Electronics-TV-Radio Servicing and Communications
- Master Course in Electronics-TV-Radio  
Advanced TV and Industrial Electronics
- FCC License Course
- Radio Servicing (AM-FM-Transistors)
- Television Servicing (Including Color)
- Stereo, Hi-Fi and Sound Systems
- Basic Electronics  Electronics Math

Dept.  
205-125

Name \_\_\_\_\_ Age \_\_\_\_\_

Address \_\_\_\_\_

City \_\_\_\_\_ State \_\_\_\_\_ Zip \_\_\_\_\_

Check here if interested ONLY in Classroom Training at L.A.

Check here for High School Department Catalog only.


6

## TIPS

(Continued from page 14)

### MODIFIED MONO PHONE JACK FEEDS MONO OR STEREO PHONES

Stereo as well as mono headphones can be plugged into a modified phone jack—a simple bend eliminates the need for an adapter or wiring changes. Just shorten the circuit closing prongs as shown in the photos. A pair of



long-nose pliers can be used as a bending tool, if they are strong enough. Adjust the bends so that the tip and center section of a stereo plug are contacted. A mono plug

should be pushed in only partially. If you push the mono plug in all the way, it will serve as a shorting plug, and while this could be a desirable feature in some instances, it could also damage some types of transistor amplifiers. A small bushing or spacer cut to proper size and fitted over the mono plug would limit insertion distance.


—Art Trauffer

### BEEF UP THOSE FLOPPY RABBIT-EAR ANTENNAS

If the small swivel balls inside of the telescoping-type antenna mounted on the rear of your TV set should break through the plastic case, you can put them back in place with two small metal strips. Drill a  $\frac{1}{2}$ " hole in each strip to allow the antenna sections to pass through, shape the strips with tin snips to fit inside the case, and insert them between the swivel balls and the top of the case as shown. Make the center screw just snug enough to provide sufficient friction to hold the antenna elements at any desired angle when they are fully extended.



—Homer L. Davidson



## Top sensitivity, even in the arctic...

One microvolt sensitivity, even at  $-10^{\circ}$  F. 0.4 microvolt sensitivity  $+10^{\circ}$  F. through  $+125^{\circ}$  F. . . . signal pulling capability that you can depend on, even in the arctic.

Completely solid state, the Amphenol "Six Hundred" has replaced the relay with high speed electronic switching to make it far more rugged than comparable equipment. Its dual conversion superhetrodyne receiver, with 4 stages of amplification provides outstanding selectivity.

Other significant advantages include a

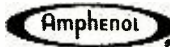
powerful  $3\frac{1}{2}$  watt output, current drain that is actually less than a flashlight, and 10 crystal controlled channels.

The 600 is a 12 VDC compact, mobile unit at \$169.95; its companion model, the 625, in the same compact cabinet, includes a universal 120 VAC-12 VDC power supply at only \$20 additional. For more information including complete specifications, contact your local Amphenol communications distributor or write direct.

#### DISTRIBUTOR DIVISION

Amphenol Corporation

2875 S. 25th Ave., Broadview, Ill. 60155



CIRCLE NO. 2 ON READER SERVICE PAGE

Reg. U. S. Pat. Off.

# BUILD YOUR OWN RADIO

## CIRCUITS AT HOME with the New Improved

### PROGRESSIVE RADIO "EDU-KIT"®

#### A Practical Home Radio Course

# \$26.95 only



Training Electronic Technicians Since 1946

#### Now Includes

- ★ 12 RECEIVERS
- ★ 3 TRANSMITTERS
- ★ SQ. WAVE GENERATOR
- ★ SIGNAL TRACER
- ★ AMPLIFIER
- ★ SIGNAL INJECTOR
- ★ CODE OSCILLATOR

- ★ No Knowledge of Radio Necessary
- ★ No Additional Parts or Tools Needed
- ★ EXCELLENT BACKGROUND FOR TV
- ★ SCHOOL INQUIRIES INVITED
- ★ Sold in 79 Countries

### YOU DON'T HAVE TO SPEND

#### HUNDREDS OF DOLLARS FOR A RADIO COURSE

The "Edu-Kit" offers you an outstanding PRACTICAL HOME RADIO COURSE at a rock-bottom price. Our Kit is designed to train Radio & Electronics Technicians, making use of the most modern methods of home training. You will learn radio theory, construction practice and servicing. THIS IS A COMPLETE RADIO COURSE IN EVERY DETAIL. You will learn how to build radios, using regular schematics; how to wire and solder in a professional manner; how to service radios. You will work with the standard type of punched metal chassis as well as the latest development of Printed Circuit chassis. You will learn the basic principles of radio. You will construct, study and work with RF and AF amplifiers and oscillators, detectors, rectifiers, test equipment. You will learn and practice code, using the Progressive Code Oscillator. You will learn and practice trouble shooting, using the Progressive Signal Tracer, Progressive Signal Injector, Progressive Dynamic Radio & Electronics Tester, Square Wave Generator and the accompanying instructional material.

You will receive training for the Novice, Technician and General Classes of F.C.C. Radio Amateur License. You will build Receiver, Transmitter, Square Wave Generator, Code Oscillator, Signal Tracer and Signal Injector circuits, and learn how to operate them. You will receive an excellent background for television, Hi-Fi and Electronic work. Absolutely no previous knowledge of radio or science is required. The "Edu-Kit" is the product of many years of teaching and engineering experience. The "Edu-Kit" will provide you with a basic education in Electronics and Radio, worth many times the low price you pay. The Signal Tracer alone is worth more than the price of the kit.

### THE KIT FOR EVERYONE

You do not need the slightest background in radio or science. Whether you are interested in Radio & Electronics because you want an interesting hobby, a well paying business or job with a future, you will find the "Edu-Kit" a worth-while investment. Many thousands of individuals of all

ages and backgrounds have successfully used the "Edu-Kit" in more than 79 countries of the world. The "Edu-Kit" has been carefully designed, step by step, so that you cannot make a mistake. The "Edu-Kit" allows you to teach yourself at your own rate. No instructor is necessary.

### PROGRESSIVE TEACHING METHOD

The Progressive Radio "Edu-Kit" is the foremost educational radio kit in the world, and is universally accepted as the standard in the field of electronics training. The "Edu-Kit" uses the modern educational principle of "Learn by Doing." Therefore you construct, learn schematics, study theory, practice trouble shooting—all in a closely integrated program designed to provide an easily-learned, thorough and interesting background in radio. You begin by examining the various radio parts of the "Edu-Kit." You then learn the function, theory and wiring of these parts. Then you build a simple radio. With this first set you will enjoy listening to regular broadcast stations, learn theory, practice testing and trouble shooting. Then you build a more advanced radio, learn more advanced theory and techniques. Gradually, in a progressive manner, and at your own rate, you will find yourself constructing more advanced multi-tube radio circuits, and doing work like a professional Radio Technician.

Included in the "Edu-Kit" course are Receiver, Transmitter, Code Oscillator, Signal Tracer, Square Wave Generator and Signal Injector Circuits. These are not unprofessional "breadboard" experiments, but genuine radio circuits, constructed by means of professional wiring and soldering on metal chassis, plus the new method of radio construction known as "Printed Circuitry." These circuits operate on your regular AC or DC house current.

### THE "EDU-KIT" IS COMPLETE

You will receive all parts and instructions necessary to build twenty different radio and electronics circuits, each guaranteed to operate. Our kits contain tubes, tube sockets, variable, electrolytic, mica, ceramic and paper dielectric condensers, resistors, tie strips, hardware, tubing, punched metal chassis, Instruction Manuals, hook-up wire, solder, selenium rectifiers, coils, volume controls and switches, etc.

In addition, you receive Printed Circuit materials, including Printed Circuit chassis, special tube sockets, hardware and instructions. You also receive a useful set of tools, a professional electric soldering iron, and a self-powered Dynamic Radio and Electronics Tester. The "Edu-Kit" also includes Code Instructions and the Progressive Code Oscillator. In addition to the amateur license training, you will also receive lessons for servicing with the Progressive Signal Tracer and the Progressive Signal Injector, a High Fidelity Guide and a Quiz Book. You receive Membership in Radio-TV Club, Free Consultation Service, and Valuable Discount Privileges. You receive all parts, tools, instructions etc. Everything is yours to keep.

### PRINTED CIRCUITRY

At no increase in price, the "Edu-Kit" now includes Printed Circuitry. You build a Printed Circuit Signal Injector, a unique servicing instrument that can detect many Radio and TV troubles. This revolutionary new technique of radio construction is now becoming popular in commercial radio and TV sets.

A Printed Circuit is a special insulated chassis on which has been deposited a conducting material which takes the place of wiring. The various parts are merely plugged in and soldered to terminals.

Printed Circuitry is the basis of modern Automatic Electronics. A knowledge of this subject is a necessity today for anyone interested in Electronics.

### FREE EXTRAS

- SET OF TOOLS
- SOLDERING IRON
- ELECTRONICS TESTER
- PLIERS-CUTTERS
- VALUABLE DISCOUNT CARD
- CERTIFICATE OF MERIT
- TESTER INSTRUCTION MANUAL
- HIGH FIDELITY GUIDE & QUIZZES
- TELEVISION BOOK RADIO TROUBLE-SHOOTING BOOK
- MEMBERSHIP IN RADIO-TV CLUB: CONSULTATION SERVICE & FCC AMATEUR LICENSE TRAINING
- PRINTED CIRCUITRY

### SERVICING LESSONS

You will learn trouble-shooting and servicing in a progressive manner. You will practice working on the sets that you construct. You will learn symptoms and causes of trouble in home, portable and car radios. You will learn how to use the professional Signal Tracer, the unique Signal Injector and the dynamic Radio & Electronics Tester. While you are learning in this practical way, you will be able to do many a repair job for your friends and neighbors and charge fees which will far exceed the price of the "Edu-Kit." Our Consultation Service will help you with any technical problems you may have.

### FROM OUR MAIL BAG

J. Statatis, of 25 Poplar Pl., Waterbury, Conn., writes: "I have repaired several sets for my friends, and made money. The "Edu-Kit" paid for itself. I was ready to spend \$240 for a course, but I found your ad and sent for your kit."

Ben Valerio, P. O. Box 21, Magna, Utah: "The Edu-Kits are wonderful. Here I am sending you the questions and also the answers for them. I have been in radio for the last seven years, but like to work with Radio Kits, and like to build Radio testing equipment. I enjoyed every minute I worked with your Radio-TV Club."

Robert L. Shuff, 1534 Monroe Ave., Huntington, W. Va.: "Thought I would drop you a few lines to say that I received my Edu-Kit, and was really amazed that such a bargain can be had at such a low price. I have already started repairing radios and phonographs. My friends were really surprised to see me get into the swing of it so quickly. The Trouble-shooting Tester that comes with the kit is really swell, and finds the trouble, if there is any to be found."

### UNCONDITIONAL MONEY-BACK GUARANTEE

#### ORDER FROM AD—RECEIVE FREE BONUS RADIO & TV PARTS JACKPOT WORTH \$15

- Send "Edu-Kit" postpaid. I enclose full payment of \$26.95.
- Send "Edu-Kit" C.O.D. I will pay \$26.95 plus postage.
- Rush me FREE descriptive literature concerning "Edu-Kit."

Name.....

Address.....

### PROGRESSIVE "EDU-KITS" INC.

(ATT: S. GOODMAN, M.S. in Ed., PRES.)  
1186 Broadway, Dept. 650D, Hewlett, N. Y. 11557

CIRCLE NO. 32 ON READER SERVICE PAGE



# NEW PRODUCTS

Additional information on products covered in this section is available from the manufacturers. Each new product is identified by a code number. To obtain further details on any of them, simply fill in and mail the coupon on page 15.

## ROTARY QSL CARD FILER

Is your shack wall covered to capacity with QSL cards? *Nordlund Radio Products* has a rotary QSL card filer that will hold up to 600 of them, for easy "flip-viewing." The Model S accommodates cards up to 3½" x 5½" in size, and its Mylar windows protect them from dust and handling. The basic unit comes with 20 binders (for 160 cards). Additional binders are available in lots of four. Each binder has an 8-card capacity, back-to-back.



Circle No. 75 on Reader Service Page 15

## SHORT-WAVE RECEIVER

Covering 550 kc. through 30 mc. in four bands, the *Lafayette HA-226* is an imported super-



heterodyne short-wave receiver with a built-in power supply and a 4" speaker. In addition to the on/off volume control, band selector, slide rule dial, main tuning and

CW/phone switch—the HA-226 is also suitable for Novice hams—it features an illuminated S-meter which shows signal strength and correct tuning for best reception.

Circle No. 76 on Reader Service Page 15

## FLUORESCENT ANTENNAS


The newest color for mobile antennas is bright orange! *Antenna Specialists* is offering an extensive line of communications antennas made with brilliant fluorescent "International

Emergency Orange" material. Called "Color-guard" antennas, they consist of both fiberglass and stainless steel whips. The coils on the latter are encased in molded fluorescent orange plastic jackets.

Circle No. 77 on Reader Service Page 15

## STEREO TAPE DECK

Sound-on-sound, and tape and source monitoring are possible with the "three-headed"



*Sony* 350 tape deck. Other features include 4-track stereophonic and monophonic recording and playback, solid-state circuitry, two vu meters, and vertical and horizontal operating positions. Tape speeds are 7½ and 3½

ips; frequency response is 50-15,000 cycles ±2 db; and signal-to-noise ratio is better than 50 db. A carrying case is available if portability is desired.

Circle No. 78 on Reader Service Page 15

## VERSATILE OSCILLOSCOPE


Said to fulfill practically every service and test requirement, *Allied Radio's* Knight-Kit KG-635 5" oscilloscope covers d.c. to 5.2 mc. and is ideal for color TV servicing as well as wideband testing. It is also suitable for general-purpose testing of hi-fi, amateur, and CB equipment. Features include a dynamic sync limiter circuit that assures trace uniformity under any high sync level conditions, and automatic astigmatism correction for uniform focus regardless of trace position on screen. Vertical sensitivity is 17 millivolts r.m.s. per inch minimum; horizontal sensitivity, 0.6 volt r.m.s. per inch. The KG-635 also comes in factory-assembled form.



Circle No. 79 on Reader Service Page 15

## MOBILE CB ANTENNA

*Mosley Electronics* has created a new demon—the "Demon" DA-27 omnidirectional mobile CB antenna. Having an overall length of 17", the DA-27 is a flexible, durable stainless steel whip with a tensile strength of 290,000 p.s.i. The VSWR is 1.5:1 or better at resonance, and a simple whip adjustment permits antenna peaking at desired frequencies. Roof-



# Build the Fisher KX-200 StrataKit and own a \$250 stereo control- amplifier for \$169.50.

It's almost absurdly easy. You need no experience whatsoever. The superbly detailed kit construction manual prepared by Fisher StrataKit engineers tells you absolutely everything you need to know to build this magnificent 80-watt stereo control-amplifier. The language is simple; the diagrams are huge and crystal-clear; the exclusive StrataKit method itself is uniquely 'beginner-proof.'



You build your StrataKit in ingeniously simplified stages (Strata). Each stage corresponds to a separate fold-out page in the instruction manual. Each stage is built from a separate, clearly identified packet of parts (StrataPack). The major parts come already mounted on the extra-heavy-gauge steel chassis. Wires are pre-cut for every stage—which means every page. All work can be checked stage-by-stage and page-by-page, before proceeding to the next stage. There is no possibility of last-minute 'surprises.'

When you have built the Fisher KX-200, you are the owner of one of the world's finest amplifiers, easily worth \$250.00. Its 80-watt (IHF) stereo power amplifier section will drive the least efficient speakers at extremely low distortion. Its preamplifier section provides a virtually unlimited range of input and control facilities. It even incorporates exclusive features like a laboratory-type d'Arsonval bias/balance meter and a power-derived third-speaker output with separate volume control.

All this is yours in a kit priced at \$169.50. The Fisher KX-100, a 50-watt stereo control-amplifier kit of advanced design, costs only \$129.50. (Walnut cabinet for either model, \$24.95; metal cabinet, \$15.95.)

*"I personally guarantee that any Fisher StrataKit you assemble, as directed, will be fully equal in performance and reliability to its laboratory-wired prototype."*

*Avery Fisher*  
Founder and President  
Fisher Radio Corporation



### FREE! \$1.50 VALUE!

Send for *The New Kit Builder's Manual*, an illustrated guide to high fidelity kit construction, complete with detailed specifications of all Fisher StrataKits.

Fisher Radio Corporation  
11-35 45th Road  
Long Island City, N. Y. 11101

Name \_\_\_\_\_

Address \_\_\_\_\_

City \_\_\_\_\_ State \_\_\_\_\_

### The New Kit Builders Manual



1012

FISHER RADIO CORPORATION, INC., 11-35 45TH ROAD, LONG ISLAND CITY, N. Y. 11101 OVERSEAS AND CANADIAN RESIDENTS PLEASE WRITE TO FISHER RADIO INTERNATIONAL, INC., LONG ISLAND CITY, N. Y. 11101.

CIRCLE NO. 13 ON READER SERVICE PAGE

## PRODUCTS (Continued from page 22)

mounting is recommended but a modified "Mobilmate" accessory is available for trunk or hood mounting. A screw-type provision within the base allows the antenna to be easily disconnected.

Circle No. 80 on Reader Service Page 15

### SOLID-STATE WIRELESS INTERCOM

Lafayette Radio Electronics has announced a solid-state wireless intercom that will connect any two locations which are serviced by the same electric company power line transformer. No wiring is required — you just plug each unit into the a.c. outlet, and it's ready to operate. Since the intercom is completely transistorized, no warm-up time is necessary. Each unit is a "master" with a volume/on-off control, push-to-talk bar with a "lock-bar" feature for continuous operation.

Circle No. 81 on Reader Service Page 15

### CB TWO-WAY RADIO

Most CB radios require two crystals for each new channel. In the *Pearce-Simpson* 11-channel, solid-state "Escort II" a mono-crystal circuit provides additional channels with the installation of a single crystal for each channel, which means considerable savings for the user. There is a zener diode in the input circuit for stability, and special close-toler-



ance crystals provide a frequency tolerance of  $\pm 0.003$ . The "Escort II" generates minimum heat and effects minimum power drain. Operation is instantaneous. Size of unit: 8½" wide x 2¾" high x 8½" deep.

Circle No. 82 on Reader Service Page 15

### MULTIPLE SPLINE SCREWDRIVER SET

Deep-seated or awkwardly placed screws are easier to reach with the tools in *Xcelite's* new 99PS-60 set than with conventional keys, according to the company. Designed to simplify service and assembly work on products with Bristol multiple spline socket screws, the set consists of a regular size 4¼" screwdriver handle, nine interchangeable 4" Bristol

multiple spline blades with major diameters from .048" to .183", and a 4" extension shaft. All items are contained in a pocket-size, see-through, plastic carrying case which doubles as a bench stand.

Circle No. 83 on Reader Service Page 15

### SOLID-STATE PREAMPLIFIER

The widest dynamic excursions on a record will not overload the sensitive low-level phono stages of the new *Marantz* Model 7T stereo preamplifier. Gain figures include: phono to main output, 64.5 db; phono to recording output, 42.5 db; high level to main output, 22.5 db. The frequency response of the Model 7T is 20 to 20,000 cycles  $\pm 0.1$  db; noise, 80 db below 10 mv. input; IM distortion, 0.15% at 10 volts r.m.s. output. Among other features of the Model 7T are two panel jacks, a panel headphone jack, center channel output, and a tape play/tape copy switch.

Circle No. 84 on Reader Service Page 15

### ELLIPTICAL-STYLUS CARTRIDGE ASSEMBLY

Bounce-proof and scratch-proof operation is claimed for the *Shure* Model M80E "Gard-A-Matic" phono cartridge assembly—even under conditions of careless handling and excessive floor vibration.

Its retractile safety suspension system protects the elliptically shaped diamond stylus from damage if the tone arm is accidentally dropped. The Model M80E is specifically designed for use with Garrard Lab 80 and Type A70 automatic turntables, and comes mounted in a head that simply plugs into the tone arm of either turntable.

Circle No. 85 on Reader Service Page 15



### REGULATED POWER SUPPLY KIT

An inexpensive, transistorized, regulated power supply kit has been introduced by

*Viking Engineering* which is compact enough to fit into the most crowded work area (it's 3½" x 4¼" x 5½" deep). Also available factory-assembled, the supply will deliver a continuously variable output from 7 to 25 volts at 200 ma. d.c. (30 volts at 100 ma. d.c.). Load regulation is  $\pm 0.2\%$ , and line regulation is  $\pm 0.4\%$ . All functions are controlled by a single "on-off voltage adjust" knob. Output is isolated to provide either positive or negative grounding.

Circle No. 86 on Reader Service Page 15





Some plain talk from Kodak about tape:

## The meat of the matter... and some boxing news

Undistorted output from a tape—as from any other link in the chain of audio components—is at the very heart of high fidelity enjoyment. Distortion (or the lack of it) is simple enough to evaluate in theory. You start out with something measurable, and you reproduce it. Everything added (or subtracted or modified) by the reproduction, that can be measured or heard, is distortion. Since most kinds of distortion increase as you push any component of your system closer to its maximum power capability, you have to label your distortion value to tell whether you did this while coasting or at a hard pant.

### Cry “uncle”

To make the distortions contributed by the tape itself big enough to measure and control, we simply drive the tape until it hollers “uncle” and use that power reference as our benchmark. Here’s the procedure. Record a 400-cycle signal (37.5-mil wavelength at 15 ips) and increase its level until in a playback, which is itself pristine, you can measure

enough 1200-cycle signal (third harmonic) to represent 2% of the 400-cycle signal level. This spells “uncle!” We use 400 cycles for convenience, but insist upon a reasonably long wavelength because we want to affect the entire oxide depth.

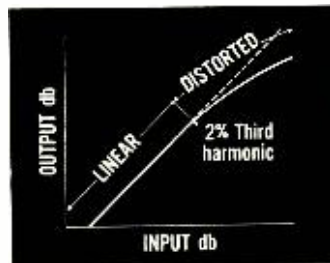
The more output level we can get (holding the reproduce gain constant, of course) before reaching “uncle,” the higher the undistorted output potential of the tape. Simple, what?

### “Wadayamean — undistorted output at two percent?”

That’s what makes a Miss America Contest. Two percent third harmonic is a reference point that we like to contemplate for a picture of oxide performance. Since distortion changes the original sound, it becomes a matter of acumen and definition how little a change is recognizable. If you’re listening, two percent is a compromise between a trained and an untrained ear. If you’re measuring, it comes at a convenient point on the meter.

Because undistorted output

helps to define the upper limit of realism of the recording, the higher the undistorted output, the easier it is to reproduce the massed timpani and the solo triangle each at its own concert hall level. And this is just another area where Kodak tapes excel... our general-purpose/low-print tape (Type 31A) gives you up to 3 decibels more crisp, clean output range than conventional tapes.




2% third harmonic distortion represents the practical limit to linear recording.

Kodak tapes—in the five- and seven-inch sizes—now *look* as good as they sound. We’ve put the package identification on a removable sleeve and designed a tape library box with a smart new look. This new box features durable one-piece construction, full index space, plus detailed tape use instructions on the inside. *Kodak Sound Recording Tapes* are available at most electronic, camera, and department stores.

New 24-page, comprehensive “Plain Talk” booklet covers all the important aspects of tape performance, and is free on request. Write: Department 8, Eastman Kodak Company, Rochester, N. Y. 14650.

The great unveiling — Kodak’s new library box with removable sleeve!



**EASTMAN KODAK COMPANY, Rochester, N. Y.**

**CIRCLE NO. 9 ON READER SERVICE PAGE**

# GET ACTION

WITH  PRECISION  
MADE, POPULAR PRICED CB  
UNITS!

**CITI-FONE SS**

Full 23 Channel SS • Triple Tuned RF • AC/DC • Delay Tuning • Illuminated Meter and Channel Selector • "Dual" Function Panel Meter • "Noise Immune" Squelch • Double Tuned IF's • Compact 8" x 11" x 4 1/4"



**\$169<sup>50</sup>**  
Ready to Operate

**CITI-FONE 99**

8 Channel Operation • Electronic Switching • 2-Stage Preamp • Transistorized "Noise Immune" Squelch • Delayed AVC • Illuminated "S" Meter • Complete with Crystals for 1 Channel



**\$99<sup>95</sup>**  
Ready to Operate

WRITE,  **PHONE TODAY FOR COMPLETE INFORMATION**

**MULTI-ELMAC COMPANY**

21470 COOLIDGE HIGHWAY OAK PARK 37, MICH.

Citi-Fone SS


Citi-Fone 99

Name .....

Address .....

City ..... Zone ..... State .....

CIRCLE NO. 26 ON READER SERVICE PAGE



## SATELLITES ON THE AIR

The following satellites were in orbit and transmitting as this issue closed.

Echo 2	136.020	mc.
Alouette**	136.077	mc.
Explorer 23**	136.080	mc.
Explorer 28	136.125	mc.
Relay 1**	136.140	mc.
Relay 2	136.142	mc.
Explorer 21	136.145	mc.
Echo 2	136.170	mc.
Explorer 22**	136.171	mc.
OGO 1**	136.200	mc.
Tiros 8	136.231	mc.
Tiros 9**	136.231	mc.
Tiros 10	136.232	mc.
Tiros 7	136.233	mc.
Explorer 26	136.275	mc.
Explorer 25	136.292	mc.
Explorer 20**	136.350	mc.
Pegasus 1**	136.410	mc.
Pegasus 2	136.410	mc.
Pegasus 3	136.410	mc.
Syncom 2**	136.468	mc.
Syncom 3**	136.470	mc.
Ariel 2	136.558	mc.
Alouette**	136.593	mc.
Relay 2**	136.620	mc.
Relay 1	136.621	mc.
1964 83C	136.650	mc.
1963 38C (USA)	136.651	mc.
Explorer 20**	136.680	mc.
Explorer 24	136.710	mc.
OSO 2	136.712	mc.
Explorer 27	136.740	mc.
1965 58C (USA)	136.768	mc.
Gravity Gradient (USA)	136.800	mc.
EGRS III	136.840	mc.
Solar Radiation	136.886	mc.
Pegasus 1	136.890	mc.
Tiros 7	136.924	mc.
Tiros 8	136.923	mc.
Syncom 2**	136.980	mc.

\*\*Transmits only upon ground command

This listing does not include all of the satellites in orbit—many of which no longer are transmitting, or transmit erratic, very weak signals. Satellites of the Soviet Union generally use tracking and telemetry frequencies in the band between 19.990 and 20.010 mc. Exact frequencies of some Soviet satellites are broadcast by Radio Moscow immediately after launching. In orbit are Cosmos 41, 42, 43, 44, 49, 51, 53, 54, 55, 56, 58, 61, 62, 63, 70, 71, 72, 73, 74, 75, 80, 81, 82, 83, 84.

for brilliant 82-channel TV performance—  
**COLOR** or black & white, plus FM/Stereo

INSTALL THE NEW...

# JFD<sup>®</sup> LPV COLOR LOG PERIODIC TV ANTENNA

LICENSED UNDER ONE OR MORE OF U.S. PATENTS 2,958,081; 2,985,879; 3,011,166; 3,108,280; 3,150,376;  
 RE. 25,740 AND ADDITIONAL PATENTS PENDING IN U.S.A. AND CANADA. PRODUCED BY JFD ELECTRONICS  
 CORPORATION UNDER EXCLUSIVE LICENSE FROM THE UNIVERSITY OF ILLINOIS FOUNDATION.



model LPV-VU9  
 Suburban-Fringe  
 \$39.95


ADVERTISED IN  
**LIFE**



model LPV-VU15  
 Fringe  
 \$59.95



model LPV-VU6  
 Metro-Suburban  
 \$27.50



Now you can enjoy the best reception ever on any VHF, UHF or FM/Stereo station—from one antenna, using one down-lead—with the patented new JFD COLOR LPV Log Periodic.

Why cripple your reception with inefficient antenna "hodge-podges?" Choose a powerful space-age JFD LPV . . . see and hear the spectacular difference!

**DON'T BE MISLED BY IMITATIONS—NO OTHER ANTENNA WORKS LIKE THE JFD LPV BECAUSE . . .**

- Only the LPV is designed according to the original log periodic patented design of the University of Illinois Antenna Research Laboratories.
- Only the LPV combines frequency-independent design with capacitor-coupled electronic dipoles for . . .
- Higher, more uniform gain and narrower directivity on channels 2 to 83—and FM.

SEE YOUR JFD LPV DEALER TODAY!

JFD ELECTRONICS CORPORATION • 1462 62nd Street • Brooklyn, N. Y. 11219

world's largest manufacturer of TV & FM antennas

CIRCLE NO. 19 ON READER SERVICE PAGE

# POPULAR SAM'S BOOKS



## USE THIS HANDY ORDER FORM JUST PUBLISHED! TIMELY!

- Inventors Idea Book.** An inspiring and challenging book for anyone with imagination and initiative. Describes over 175 important needs for new inventions; provides possible approaches toward their solution. Covers devices for the home, communications, meteorology, aeronautics, transportation, medicine, and the conquest of space. Stimulates your creative thinking. Order **IBL-1**, only.....\$1.95
- Color-TV Servicing Guide.** Shows you how to troubleshoot color-TV receivers using author Middleton's famous system based on analysis of symptoms illustrated by full-color picture tube photos. Packed with troubleshooting and servicing hints. Order **SGC-1**, only.....\$3.95
- Second-Class Radiotelephone License Handbook.** New 3rd edition; complete study course for elements I, II and III of the latest FCC exams. Helps you earn the license you need for communications and two-way radio work. Order **QAN-2**, only.....\$3.95
- How To Read Schematic Diagrams.** Not only shows you how to read and interpret diagrams, but analyzes each component, its construction, and its circuit purpose and use. Order **RSD-1**, only.....\$1.50
- TV Servicing Guide.** Tells you how to apply proper trouble shooting procedures based on analysis of symptoms, illustrated by picture tube photos. Packed with troubleshooting and servicing hints. Order **SGS-1**, only.....\$2.00
- Color-TV Servicing Made Easy.** Full explanation of color principles, circuitry, setup adjustments, and servicing of all color-TV sets. Takes the mystery out of servicing color-TV. Order **CSL-1**, only.....\$2.95
- 101 Ways to Use Your VOM & VTVM.** Shows you how to get the most from these popular instruments, how to make required connections, how to test properly, how to evaluate results. Order **TEM-3**, only.....\$2.00
- Transistor Ignition Systems Handbook.** Clearly explains the principles and installation and tuning of the new transistor ignition systems which are revolutionizing the auto industry. Order **IGS-1**, only.....\$2.50
- Citizens Band Radio Handbook.** **CBH-2**.....\$2.95
- Tape Recorders—How They Work.** **TRW-2**.....3.95
- Sams Photofact Guide to TV Troubles.** **PFG-1**.....2.95
- Computer Circuit Projects You Can Build.** **BOC-1**.....2.95
- Radio Receiver Servicing.** **RS-2**.....2.95
- Modern Dictionary of Electronics.** **DIC-2**.....6.95
- Handbook of Electronic Tables & Formulas.** **HTF-2**.....3.95
- Electronic Experiments & Projects.** **ESE-1**.....2.50
- Tube Substitution Handbook.** **TUB-8**.....1.50
- North American Radio-TV Station Guide.** **RSG-2**.....1.95

### FAMOUS ABC'S BOOKS

- Short-Wave Listening. **SWL-1**.....\$1.95
- Lasers & Masers. **LAL-2**.....1.95
- Computers. **ABC-1**.....1.95
- Computer Programming. **CPL-1**.....1.95
- Transistors. **TRA-1**.....\$1.25
- Electronic Organs. **ECO-1**.....1.95
- Hi-Fi & Stereo. **HSF-1**.....1.95
- Tape Recording. **TAP-2**.....1.50

## —HOWARD W. SAMS & CO., INC.—

Order from any Electronic Parts Distributor, or mail to Howard W. Sams & Co., Inc., Dept. PE-12 4300 W. 62nd St., Indianapolis, Ind. 46206

Send books checked above. \$ \_\_\_\_\_ enclosed.

Send FREE Sams Book Catalog.

Name \_\_\_\_\_

PLEASE PRINT

Address \_\_\_\_\_

City \_\_\_\_\_ State \_\_\_\_\_ Zip \_\_\_\_\_

CIRCLE NO. 37 ON READER SERVICE PAGE



# OPERATION ASSIST

Through this column we try to make it possible for readers needing information on outdated, obscure, and unusual radio-electronics gear to get help from other P.E. readers. Here's how it works: Check the list below. If you can help anyone with a schematic or other information, write him directly—he'll appreciate it. If you need help, send a postcard to Operation Assist, POPULAR ELECTRONICS, One Park Avenue, New York, N.Y. 10016. Give maker's name, model number, year of manufacture, bands covered, tubes used, etc. State specifically what you want, i.e., schematic, source for parts, etc. Be sure to print or type everything legibly, including your name and address. Because we get so many inquiries, none of them can be acknowledged. POPULAR ELECTRONICS reserves the right to publish only those items not available from normal sources.

### SCHEMATIC DIAGRAMS

- Seebury** master amplifier, type MA 2-L6, ser. 13103, 140 watts. (Larry R. Spitter, 310 W. 7th, Hays, Kan.)
- Pilot** Model TP-32 receiver/record player, circa 1945. Has 6 tubes. (Martin Bunin, 2652 Saw Mill Rd., North Bellmore, N.Y. 11712)
- R-2A/ARR-3** surplus receiver. Has 13 tubes and 1629 tuning eye tube. (K.A. Fulton, 754 N. Clementine, Anaheim, Calif. 92805)
- Philco** Model 48-482 receiver, code 121. Tunes s.w., BC and FM. Has 9 tubes. (Mike Draeger, 10 South Lane, North Tonawanda, N.Y. 14120)
- Sonora** Model "F" receiver, circa 1930. Tunes s.w. and BC. Has 7 tubes. (Frank Twardoch, 149 E'way, Valley Stream, N.Y. 11580)
- Atwater Kent** Model 55 receiver, ser. 4381940. Tunes BC. (Joe Rock, Jr., Box 162, Knoxville, Md. 21758)
- BC-454** "Command" receiver. Tunes 3-6 mc. Has 6 tubes. (Larry Koolkin, 18 Bosworth Rd., Framingham, Mass. 01701)
- Ward's** "Airline" Model 62-288 receiver. Tunes BC. Has 5 tubes and magic eye. (Robert Stainer, Box 318, Oliver, B.C., Canada)
- Sparton** receiver. Tunes BC band. TRF. Has 10 tubes and Model 301 power converter. (G.E. Peacock, 3082 Lake Hollywood Dr., Los Angeles, Calif. 90028)
- CV-57/URR** surplus teletype monitor, made by RCA. Has 1" CRT. (JSH Lab, J. R. Hall, Mgr., Box 471, IAU, San German, P.R. 00753)
- Hallicrafters** S-53 receiver, circa 1942. Tunes s.w. and BC. Has 8 tubes. (Larry Schweiger, 8106 Belinder Rd., Leawood, Kan. 66206)
- Oak Ridge** Model 101 synco sweep generator. (Louis W. Kogelmann, 2543 S. Logan Ave., Milwaukee, Wis. 53207)
- H.H. Scott** receiver, ser. K-432, circa 1933. Tunes 550 kc. to 22.5 mc. on 1 bands. Has 15 tubes. (Geoffrey Ashford, P.O. Box 213, San Carlos, Calif. 94071)
- Ballantine** Model 300 electronic voltmeter. (Thomas McCarthy, 367 Bergen Blvd., Oradell, N.J.)
- Supreme** Model 599 set tester. (M. Miloszar, 212 Louise Drive, Morrisville, Pa.)
- Hallicrafters** Model S-2C receiver. (David W. Holman, R.R. #3, Box E36A, Independence, Mo.)


(Continued on page 30)



BEST ROUTE TO RELIABLE MEASUREMENTS

# GO WITH THE NEW GREEN LINE


THIS WAY TO SMART NEW DESIGN  
THIS WAY TO ADVANCED HIGH PERFORMANCE



### MODEL 636

**AF SINE SQUARE GENERATOR**—  
20 cps to 200 kc in four ranges.  
Less than 0.25% sine wave dis-  
tortion at 10 vrms into 600 ohms  
load.


Kit: \$45.95 Net Wired: \$61.95 Net



### MODEL 780

**CONTINUOUSLY VARIABLE REGU-  
LATED VOLTAGE SUPPLY**—Regu-  
lated dc output from 0 to +400 v  
at 150 ma, and 0 to -150 v bias.  
Also provides unregulated ac.  
Meters for voltage and current.

Wired: \$99.95 Net



### MODEL 905

**VACUUM TUBE VOLTMETER**—  
Comes with assembled dc/ac-  
ohms probe. Direct reading of p-p  
voltages. Separate ac low voltage  
scale. Low 0.5 vdc range for tran-  
sistor circuit measurements.


Kit: \$32.95 Net Wired: \$49.95 Net

## Go with the new PRECISE Green Line.

It's the scenic route for your test measurements—headed straight for value and accuracy. These unique instruments have color dynamic front panels featuring easy-on-the-eyes Green to aid readability and accuracy. New functional design and layout make operation fast and foolproof. Underneath, they're humming with sophisticated circuitry checked out for reliability. That's why, now more than ever, you'll find the going's smoothest with PRECISE test instruments. Go all the way with PRECISE scopes, VTVMs, power supplies, signal generators, tube testers, decade boxes and probes.

## FREE! Tool Kit With Case

Get this compact, convertible tool set free with your purchase of any PRECISE instrument (except probes and decade boxes). Included are nutdrivers, screwdrivers and a handy tote case. Available only during our Green Line introduction. Supplies are limited, so make tracks to your PRECISE distributor and get this free gift now!



**PRECISE ELECTRONICS** / Division of Designatronics, Inc. / Mineola, L. I., N. Y.

# ASSIST

(Continued from page 28)

**Bendix** Model MN-26 receiver. Tunes 3 bands. Has 12 tubes. (Don Erickson, 24360 Myers St., Sunnymead, Calif. 92388)

**RBC-1** Navy surplus receiver, circa 1941. (Stephen Gingold, 129 Woodlawn St., Springfield, Mass. 01105)

**Philco** Model 39-7 receiver. Tunes 180-545 meters. Has 5 tubes. (Joseph Mazary, 136 Liberty Ave., Arnold, Pa. 15068)

**Space-Tone** "Senator" Model 1962 receiver. Tunes AM and FM on two bands. Has 11 tubes. (John Bonhomme, 897 Crotona Park N., Bronx, N.Y. 10460)

**Zenith** Model 5-S-29 receiver, ser. R545691. Tunes 550 kc. to 18 mc. on 3 bands. Has 5 tubes. (Jack Hillegass, 80 Ave. B, New York, N.Y. 10009)

**RT-11A/APN-12** surplus transceiver. Tunes 160-230 mc. on 8 channels. Has 18 tubes. (John Kimble, 345 Fourth St., Winnsboro, S.C.)

**GE** Model JFM-90 tuner, circa 1949. Has 5 tubes. (L.D. Cotter, 614 Griffith Rd., Neshaminy, Pa. 18976)

## SPECIAL DATA OR PARTS

**H. L. Schroeder** receiver, circa 1920; has 8 tubes, 4 i.f. transformers and 2 a.f. transformers. Speaker, schematic, and service data needed. (Manuel Alean-tora, 5955 S. Kolmar, Chicago, Ill. 60639)

**RCA** Model PR25 sound recording camera, circa 1936. Schematic of studio recording amplifier and service manual needed. (L.R. Gossard, 1201 Elizabeth Blvd., Fort Worth, Texas 76110)

**National** variable capacitor, type VHF 1-S, 3.0 pf. to 22.5 pf. capacity needed. (Henry L. Keehn, 25909 Nar-bonne Ave., Lomita, Calif. 90717)

**RT53/TRC7** surplus transceiver, ser. 209, made by Radio Engineering Labs; operates on 2 meters. Crystal frequencies and schematic needed. (B.E. Weinhold, Box 180, Manheim, Pa. 17545)

"Hints & Kinks" volumes 1 through 5. (Francis F. Migone, 122 E. Pierson Ave., Somers Point, N.J.)

**Halicrafters** Model S-20R "Sky Champion" receiver. Instruction booklet and tuning assembly including dial cards and indicators needed. (Jon Wright, RFD #2, Hammondsport, N.Y. 14840)

**Link** Model UFS-50 ED. 7 FM transmitter and receiver, circa 1940; uses local tubes and 816 mercury vapor rectifiers. Schematic and/or instruction manual needed; also 6-meter conversion wanted. (John W. Ranck, R.D. #3, Lewisburg, Pa. 17837)

**Hammarlund** "Comet Pro" receiver. Coils needed. (J. Padgett, 929 Humer Ave., Kansas City, Kan.)

**Heath** Model 05 oscilloscope kit, circa 1949; has 8 tubes. **Zenith** Model 9H0798 receiver, circa 1944; tunes 55-1600 on BC, 88-108 mc., 42-48 mc. on FM. Schematics and construction manuals needed. (Dana E. Mills, 145 Washington Ave., Endicott, N.Y. 13760)

**Guild** "Spice Chest" #484 receiver. Translucent dial scale and metal front panel needed. (Dave Gibson, 3100 Priscilla Ave., Parma, Ohio 44134)

**Berlant** "Concertone" Model 1401 tape recorder deck. Source for idler, drive wheels, and flywheel needed. (William O. Stottlemeyer, 932 Worcester St., Natick, Mass. 01760)

**Crosley** Model 148 receiver, circa 1937; tunes BC; has 5 tubes. Plastic station selector dial needed. (Richard Pellard, 57 Rockwell Ave., Medford, Mass. 02155)

**Silvertone** #101.571 receiver; tunes BC and s.w.; has 6 tubes and phono plugs. Schematic, operating instructions, and all available data wanted. (Rodger Boots, Box 311, Mechanicsville, Iowa 52306)

**Heath** Model AT-1 transmitter kit; tunes 80, 40, 20, and 10 meters. Construction manual, coils, bandswitch, driver capacitor needed. (Steve Cushman, 5 Carbery Ave., Sharon, Mass. 02067)


**Westinghouse** Model H-116 radio-phono combo., circa 1945; tunes AM-FM and s.w.; has 13 tubes. Parts list needed. (William Gavin, Jr., 10327 S. Drake, Chicago, Ill. 60655)

(Continued on page 32)

# NEW! NEW!

from **PEARCE-SIMPSON**  
6 CHANNEL TRANSISTORIZED CB  
**The SENTRY**

**\$99.90**



- Car keys show compact size — perfect for easy, under-the-dash installation
- Transistorized receiver and power supply — minimum power drain
- Excellent for use in the new Highway Emergency Locating Plan (H.E.L.P.)

## ALL SOLID STATE CB UNITS

featuring exclusive HetroSync® Circuitry




### The DIRECTOR

23 Channel **\$299.90**

23 channel operation — all crystals included.

- *Eyeglasses show compact dimensions of The Director—and Escort II*
- *All solid state—uses less current than a dashboard clock—on the air instantly*



### The ESCORT II

11 Channel **\$239.90**

Mono-crystal circuitry — uses only one crystal per channel instead of the usual two — cutting crystal costs in half.

PEARCE-SIMPSON, INC.  
P.O. Box 800 Biscayne Annex  
Miami, Florida 33152

Please send full information and model specifications.

Name.....

Address.....

City.....

State.....

PE-1265




**PEARCE-SIMPSON, INC.**

MIAMI, FLORIDA

CIRCLE NO. 29 ON READER SERVICE PAGE

# NEW! 3 RCA EXPERIMENTER'S KITS



- BUILD A MODEL RACE CAR MOTOR SPEED CONTROL
- 13 OTHER EXCITING SCR CONTROL CIRCUITS WITH HUNDREDS OF USEFUL APPLICATIONS

Here's what you've been waiting for...now, you can build your own silicon controlled-rectifier control circuits. Start with RCA's Basic Experimenter's Kit (KD2105). With it, you can build a model race car speed control, a universal motor speed control, or eight other interesting circuits. Add-on Light Sensor and Heat Sensor Kits (KD2106 and KD2110) enable you to build 4 more electronic control circuits for hundreds of useful applications around the house, hobby shop, and garage.


The 80-page, illustrated RCA Experimenter's Manual (KM-70) will familiarize you with the theory and operation of solid-state components in the kits. At the same time, it will give you complete detailed information on all 14 circuits including schematic diagrams, circuit descriptions, and construction details, as well as photographs of the circuits as easy-to-follow assembly guides.

### Here is what you can make...

1. Electronic Timer. 2. Electronic Time Delay Switch. 3. Electronic Flasher. 4. Battery Charger (12 volts). 5. Battery Charger (6 volts). 6. Model Race Car and Railroad Speed Control. 7. Light-operated Switch (Turn-on). 8. Light-operated Switch (Turn-off). 9. Electronic Heat Control (Turn-on). 10. Electronic Heat Control (Turn-off). 11. Overload Switch. 12. Electronic Synchronous Switch. 13. Universal Motor Speed Control. 14. Lamp Dimmer.

### Here is what You Need...

- RCA Basic Experimenter's Kit (KD2105) One Silicon Controlled-Rectifier; Two Transistors; Five Rectifiers.
- RCA Experimenter's Manual (KM-70) 80 Illustrated Pages; 14 Circuits and How to Build Them.
- RCA Add-On Light Sensor Kit (KD2106) One Photocell for light-operated switches.
- RCA Add-on Heat Sensor Kit (KD2110) Three Thermistors, special solder for heat-control circuits.
- Fits readily available standard components.




If you want to build one circuit or all 14, check with your RCA Distributor where kits and RCA Experimenter's Manual are on display. He'll be glad to help you select the kit or kits for the solid-state circuit you have in mind. Do it today!

Available from your RCA semiconductor distributor  
RCA ELECTRONIC COMPONENTS AND DEVICES, HARRISON, N.J.



The Most Trusted Name in Electronics

CIRCLE NO. 34 ON READER SERVICE PAGE



Your copy is waiting  
**The do-it-yourselfer's  
 newest catalog**

Here's your new catalog of quality electronic kits and assembled equipment . . . your shopping guide for TV set kits, transistor radios, voltmeters, scopes, tube testers, ham gear, PA systems, and a host of other carefully engineered products. Every item in the Conar catalog is backed by a no-loopholes, money-back guarantee. It's not the biggest catalog, but once you shop its pages you'll agree it's among the best. For years of pleasurable performance, for fun and pride in assembly, mail the coupon. Discover why Conar, a division of National Radio Institute, is just about the fastest growing name in the kit and equipment business.

**CONAR**

**MAIL NOW!**

**CONAR**

NA5C

3939 Wisconsin Avenue, Washington, D.C. 20016

Please send me your new catalog.

Name \_\_\_\_\_

Address \_\_\_\_\_

City \_\_\_\_\_ State \_\_\_\_\_ Z-code \_\_\_\_\_

CIRCLE NO. 7 ON READER SERVICE PAGE

**ASSIST**

(Continued from page 30)

**Philco Model 20** receiver, circa 1928; has 7 tubes. Schematic and parts source needed. (Robert M. Balick, 37 Westwood Drive, Westfield, Mass. 01085)

**Atwater Kent Model 30** receiver, ser. 536013. Schematic and speaker needed. (Louis W. Kogelmann, 2543 S. Logan Ave., Milwaukee, Wis. 53207)

**Crosley Model 5-50** receiver, ser 61235C; has 3-301 and 2201 tubes. Schematic, operating info., and other available data wanted. (Thomas A. Bailey, P.O. Box 222, Knoxville, Ill. 61118)

**Atwater Kent Model L** receiver; has 6 tubes. Schematic and battery hookup needed. (Homer L. Linton, 1305 Nover Ave., N.W., Roanoke, Va.)

**Pickwick** receiver, circa 1934; tunes BC and s.w.; has 8 tubes. All available info. needed. (Myron E. Wood, 8615 N.E. Boehmer St., Portland, Ore. 97220)

**Reed & Reese "Autonetics"** NA5-15451 regulated power supply. Schematic and all other available data needed. (Larry Edwards, 2563 25th Ave., San Francisco, Calif. 94116)

**Aemco Model RC-2** Geiger counter. Schematic and battery info. needed, or mailing address of Aemco. (Don Thompson, Box 849, Rifle, Colo.)

**Belmont BC-1267-A** war surplus transceiver, circa 1943. Schematic, operation instructions, and service manual needed to connect to RA-105-A power supply. (Harold Wright, 5406 W. 138 St., Hawthorne, Calif. 90251)

**E.H. Scott Model SLRM** marine receiver, circa 1952. **Pentron Model P-1** tape preamp, circa 1957. Schematics, instruction manuals and specifications needed. (William A. Wells, Jr., 175 Lindenwood Rd., Staten Island, N.Y. 10308)

**McMurdo Silver Model 700** transmitter, ser. 316, circa 1950; tunes 111-240 mc. Schematic and all other available info. needed. (Jerry Goodrich, 251 North Hwy. 91, North Salt Lake, Utah 84054)

**Philco Model 61 "Transitone"** receiver; tunes BC; has 5 tubes. Schematic and parts list needed. (Tim Vinden, 453 Spruce St. N., Timmins, Ontario, Canada)

**CV116/URR** surplus frequency shift converter. Schematic and operating manual TM-11-2241 needed. (C.R. Baumann, Box 307, Shiprock, N.M. 87420)

**United Sound Eng'g. Model U** amplifier, type 29, ser. S107; has 5 tubes. Schematic and tube source needed. (Kevin Clark, 908 Goodrich Ave., St. Paul, Minn. 55105)

**Permoflux Model B "Tape-Riter,"** series C-2. Schematic and diagram of belt drive needed. (Kirk Outman, 1613 4th Ave., E., Spencer, Iowa 51301)

**Emerson** receiver, circa 1935; tunes 550 to 18,000 kc. on 3 bands; has 8 tubes and round clock-like dial. Operating manual and schematic needed. (Bill Plate, Box 12, Boykin, S.C. 29019)

**McMurdo-Silver "Masterpiece VI,"** circa 1938; has 20 tubes, 6L6's output, 6FX expander. Service notes and schematic needed. (S. Handelman, 50 E. 10 St., New York, N.Y. 10003)

**Service Instruments Model 11 "Rider Chanalyst,"** type A. Schematic and operating info needed. (Arnold Remtema, Jr., 2140 32 St. S.E., Grand Rapids, Mich. 49508)

**Echophone** receiver; tunes 3 bands; has 6 tubes. Service manual needed. (Jonathan Hagger, Oak Knoll, Blue Earth, Minn. 56013)

**RCA Model 155A CR** oscillograph; has 5 tubes. Schematic, operating data, and parts manual needed. (Ronald Bromwich, Box 1156, Rt. 21, Augusta, Ga.)

**Hickok Model 110-B VTVM**, circa 1950, order #1070. Schematic and operating instructions needed. (Scott Wilkerson, 2519 Mason St., Silver Spring, Md. 20902)

**Hickok Model 560** dynamic mutual conductance tube tester, Navy Model OZ-1, circa 1949. Operating instructions needed. **Radio City Products Model 445** multimeter. Operating instructions and schematic needed. (J.F. Champa, 20651 N. Vine Ave., Euclid, Ohio 41119)

**No. 19 MK.II** surplus wireless set, built by U.S. for Russian tanks, circa 1944. Schematic and power source needed. (David Krall, 2800 Monterey Rd., San Marino 9, Calif.)

**Echophone Model EC-3** receiver. Schematic and operating manual needed. (Steve Whitney, 460 Rushmore Ln., Madison, Wis. 53711)



# Be super-critical.

Whether you're looking for the fun and economy of building quality kits or you want ready-to-use factory-wired equipment — before you buy, examine carefully. Compare

EICO with anybody else — feature for feature, chassis for chassis, part for part. The more critical you are, the more you'll see for yourself that your best buy is EICO.



Over 3,000,000 EICO instruments now in use! Preferred by engineers, scientists, technicians and students. EICO equipment is available nation-wide through 2500 EICO dealers.




**New Model 779** — Sentinel 23 CB Transceiver. 23-channel frequency synthesizer provides crystal-controlled transmit and receive on all 23 channels. No additional crystals to buy ever! Features include dual conversion, illuminated S/R meter, adjustable squelch and noise limiter, TVI filter, 117VAC and 12VDC transistorized dual power supply. Also serves as 3.5 watt P.A. system. **\$169.95 wired.**




**New Model 712** — Sentinel 12 Dual Conversion 5-watt CB Transceiver. Permits 12-channel crystal-controlled transmit and receive, plus 23-channel tunable receive. Incorporates adjustable squelch & noise limiter, & switches for 3.5 watt P.A. use, spotting, & Part 15 operation. Transistorized 12VDC & 117VAC dual power supply. **\$99.95 wired only.**




**New Model 753** — The one and only SSB/AM/CW Tri-Band Transceiver Kit. 200 watts PEP on 80, 40 and 20 meters. Receiver offset tuning, built-in VOX, high level dynamic ALC. Unequaled performance, features and appearance. Specially priced at **\$179.95 kit, \$299.95 wired.**



**New Model 378** Audio Generator. Near-distortionless sine wave generator ( $\pm 0.1\%$  20 20,000c) providing fast convenient, switch-selection of frequencies from 1c to 110kc (1c steps 1c-100c, 10c steps 100c-1kc, 100c steps 1kc-10kc, 1kc steps 10kc-110kc), 8-pos. 100db step output attenuator & fine attenuator. Output meter (41 $\frac{1}{2}$ " 200ua) with 8 voltage ranges & db scale. **\$49.95 kit, \$69.95 wired.**



**Model 232** Peak-to-Peak VTVM. A must for color or B & W TV and industrial use. 7 non-skip ranges on all 4 functions. With Uni-Probe. **\$29.95 kit, \$49.95 wired.**



**Model 324** RF Signal Generator. 150kc to 435mc range. For IF-RF alignment and signal tracing of TV, FM, AM, CB and mobile. Built-in and ext. modulation. **\$28.95 kit, \$39.95 wired.**



**Model 667** Tube/Transistor Tester. Dynamic conductance tube tester. 14 combinations of 3 plate and 3 screen voltages and 3 ranges of grid voltage. Interelement leakage readings in ohms. Checks all new tube types. Two step transistor test. **\$79.95 kit, \$129.95 wired.**

**Model 628** Emission Tube Tester. Checks all new tube types. **\$44.95 kit, \$59.95 wired.**



**Model 460** 5" Oscilloscope. DC wideband 0-4.5mc for color and B & W TV service and lab use. Push-pull DC vertical amp., bal. or unbal. input. Automatic sync limiter and amp. **\$89.95 kit, \$129.50 wired.**



**Model 1064** DC Power Supply. For bench testing auto radios, CB, mobile and tone equipment. Voltmeter and ammeter. Low ripple for transistor equipment. 0-8V/0-16V outputs. **\$45.95 kit, \$54.95 wired.**



**New Model 3566** — All Solid-State Automatic FM MPX Stereo Tuner/Amplifier. No tubes, not even nuvistors. Delivers 112 watts IHF total to 4 ohms, 75 watts to 8 ohms. Completely pre-wired and pre-aligned RF, IF and MPX circuitry, plus plug-in transistor sockets. **\$219.95 kit, \$325.00 wired with cabinet.**



**Model S170** 70-Watt Integrated Stereo Amplifier. Best buy of highest ranked stereo amplifiers according to independent testing. **\$99.95 kit, \$149.95 wired. S140 40-Watt Integrated Stereo Amplifier, \$79.95 kit, \$129.95 wired. S197 Matching FM MPX Stereo Tuner, \$89.95 kit, \$139.95 wired.**

EICO Electronic Instrument Co., Inc. PE-12  
131-01 39th Ave., Flushing, N. Y. 11352

Send for **FREE** catalog describing the full EICO line of 200 best buys and name of nearest dealer, I'm interested in:

- test equipment
- hi-fi
- ham radio
- CB

Name \_\_\_\_\_

Address \_\_\_\_\_

City \_\_\_\_\_

State \_\_\_\_\_ Zip \_\_\_\_\_

1945-1965: TWENTY YEARS OF LEADERSHIP IN CREATIVE ELECTRONICS

CIRCLE NO. 8 ON READER SERVICE PAGE

# You can earn more money if you have an FCC License

FCC Form 750 A

The United States of America

NUMBER  
P1-20-4400

**FEDERAL COMMUNICATIONS COMMISSION**

**RADIO TELEPHONE OPERATOR LICENSE**

**FIRST CLASS**  
(General Radiotelephone Certificate)

*This certifies that* TOMMY WILLIS JUFFY

IS A LICENSED RADIO OPERATOR, AUTHORIZED, SUBJECT TO ANY SPECIAL ENDORSEMENT PLACED THEREON TO OPERATE THE CLASSES OF LICENSED RADIO STATIONS FOR WHICH THIS CLASS OF LICENSE IS VALID UNDER THE ORDERS, RULES AND REGULATIONS OF THE FEDERAL COMMUNICATIONS COMMISSION, ANY STATUTE OF THE UNITED STATES AND ANY TREATY TO WHICH THE UNITED STATES IS A PARTY.

THIS LICENSE IS GRANTED UNDER THE AUTHORITY OF THE COMMUNICATIONS ACT OF 1934 AS AMENDED, THE TERMS AND CONDITIONS THEREOF AND OF ALL LEGISLATIVE ACTS, EXECUTIVE ORDERS, TREATIES TO WHICH THE UNITED STATES IS SIGNATORY, AND ALL ORDERS, RULES AND REGULATIONS OF THE FEDERAL COMMUNICATIONS COMMISSION, WHICH APPLY TO SUCH RADIO OPERATORS, ARE MADE A PART HEREOF AS THOUGH SPECIFICALLY SET OUT IN FULL HEREIN.

NEITHER THIS LICENSE NOR THE RIGHTS CONFERRED THEREON SHALL BE ASSIGNED OR OTHERWISE TRANSFERRED TO ANY OTHER PERSON.

PLACE AND DATE OF ISSUANCE: BUFFALO, NEW YORK SEPTEMBER 11, 1963

DATE AND TIME OF EXPIRATION: SEPTEMBER 11, 1968 AT THREE O'CLOCK A. M., EASTERN STANDARD TIME.

SPECIAL ENDORSEMENT: SPECIAL RADIO ENDORSEMENT - SEPTEMBER 11, 1963 - BUFFALO, NEW YORK

*[Signature]*  
ISSUING OFFICER

*Federal Communications Commission.*

*[Signature]* (Licensee) *[Signature]* (Issuing Officer) *[Signature]* (Secretary)

NOT VALID UNTIL SIGNED

## Employers are paying good money for men holding FCC tickets. Read how to get yours:

When you hold a Commercial License issued by the FCC (Federal Communications Commission) you have written proof that you know and understand basic electronic theory and fundamentals. It's worth plenty . . . particularly to companies on the lookout for qualified electronics technicians. Here's how one of the country's leading office machine manufacturers rates men with FCC Licenses:

"An FCC License is an asset to any man looking to enhance his career in the field of electronics. At our Company, a licensed man is well-rewarded because an FCC License attests to his knowledge of electronics theory . . ."

Thousands of employers will tell you the same thing. Licensed men get the good jobs. They make more money . . . move ahead faster . . . enjoy exciting,

challenging work. What's more, they're needed badly in every field of electronics. Industrial electronics. Radio-TV Broadcasting. Aerospace. Electronics Servicing . . . including mobile and marine radio *plus* CB.

Yes . . . your opportunities are unlimited once you're carrying that FCC Commercial Ticket. AND CLEVELAND INSTITUTE OF ELECTRONICS CAN GET ONE FOR YOU! On the facing page, read how four ambitious men just like you have cashed in on CIE's sure-fire FCC Licensing Program. Read about CIE's exclusive money-back offer. And then send in the postage paid reply card. CIE will quickly send you complete FREE information. You will soon be on your way to a Commercial FCC License and the many rewards that go with it!

# These CIE men have good jobs (they have Commercial FCC Licenses)



**Matt Stuczynski, Senior Transmitter Operator, Radio Station WBOE.** "I give Cleveland Institute credit for my First Class Commercial FCC License. Even though I had only 6 weeks of high school algebra, CIE's AUTO-PROGRAMMING teaching method makes electronics theory and fundamentals easy. After completing the CIE course, I took and passed the 1st Class Exam. I now have a good job in studio operation, transmitting, proof of performance, equipment servicing. Believe me, CIE lives up to its promises!"



**Ted Barger, Electronic Technician, Smith Electronics Co.** "I've been interested in electronics ever since I started operating my own Ham rig (K8ANF). But now I've turned a hobby into a real interesting career. Cleveland Institute of Electronics prepared me for my Commercial FCC License exam . . . and I passed it on the first try. I'm now designing, building and testing all kinds of electronic equipment . . . do a lot of traveling, too. It's a great job . . . and thanks to CIE and my FCC License, I'm on my way up."



**Chuck Hawkins, Chief Radio Technician, Division 12, Ohio Dept. of Highways.** "Cleveland Institute Training enabled me to pass both the 2nd and 1st Class License Exams on my first attempt . . . even though I'd had no other electronics training. (Many of the others who took the exam with me were trying to pass for the eighth or ninth time!) I'm now in charge of Division Communications and we service 119 mobile units and six base stations. It's an interesting, challenging and extremely rewarding job. And incidentally, I got it through CIE's Job Placement Service . . . a free lifetime service for CIE graduates."



**Glenn Horning, Local Equipment Supervisor, Western Reserve Telephone Company (subsidiary of Mid-Continent Telephone Company).** "There's no doubt about it. I owe my 2nd Class FCC License to Cleveland Institute. Their FCC License Program really teaches you theory and fundamentals and is particularly strong on transistors, mobile radio, troubleshooting and math. Do I use this knowledge? You bet. We're installing more sophisticated electronic gear all the time and what I learned from CIE sure helps. Our Company has 10 other men enrolled with CIE and take my word for it, it's going to help every one of them just like it helped me."

**FCC LICENSE WARRANTY**

A CIE FCC License Course will quickly prepare you for a Commercial FCC License. If you don't pass the FCC exam . . . on the first try . . . after completing your course, CIE will refund all your tuition. You get an FCC License . . . or your money back!

Two out three men who took the 1st Class Commercial FCC License exam in 1964, failed. Nine out of ten CIE-TRAINED men who take this exam, pass . . . the very first try!

And that's why CIE can back their courses with the warranty you see at the left. CIE-trained men know their stuff . . . because CIE AUTO-PROGRAMMED Home Study works!

Get started now. Send postage-paid reply card for free information about a plan that gets you an FCC License *or costs you nothing!*

**CIE** **Cleveland Institute of Electronics**  
1776 East 17th Street, Dept PE-35, Cleveland, Ohio 44114

# At last!



## A compact transistor audio amplifier

### Features:

- 5 Transistors and 1 Thermistor
- Shielded Input Transformer with TWO PRIMARY WINDINGS...50 Ohms and High Impedance
- Output Transformer with TWO SECONDARY WINDINGS...8 Ohms (for Speakers), 500 Ohms (for Modulation and High Impedance Loads)
- Volume Control Included and Mounted on Circuit Board
- Low Distortion...400 Milliwatt Push-Pull Output
- Extremely High Gain...80 DB! Handles low-level mikes, phono pickups, telephone pickups, etc.
- Sturdy Printed Circuit Board 5½" long, 1¾" wide
- Weight...3½ ounces
- Power Supply...Any 9-Volt DC Source

### Use it for:

- |                                 |                           |
|---------------------------------|---------------------------|
| PA System                       | Intercom Amplifier        |
| Hi-Fi System (Use 2 for Stereo) | Modulator for Transmitter |
| Guitar Amplifier                | Phono Amplifier           |
| Surveillance Listening System   | Utility Amplifier         |
| Electronic Stethoscope          | Science Projects          |

**COMPLETE AMPLIFIER \$7.95** each  
INCLUDING SCHEMATIC DIAGRAM **We pay postage!**

### BIRNBACH RADIO COMPANY INC.

Dept. K, 435 Hudson St., New York, N.Y. 10014

Please rush me \_\_\_\_\_ (qty) of your compact transistor audio amplifiers at \$7.95 each post-paid. My check or money order for \$\_\_\_\_\_ is enclosed.

NAME \_\_\_\_\_  
ADDRESS \_\_\_\_\_  
CITY \_\_\_\_\_ STATE \_\_\_\_\_ ZIP \_\_\_\_\_

# ELECTRONICS LIBRARY

## HANDBOOK FOR ELECTRONIC ENGINEERS AND TECHNICIANS

by Harry E. Thomas

If someone asked you to describe the spark stream from white cast iron, where would you find the information? Or how about "ringtime" in a radar echo box? Or the specifications of MIL-C-3883 electrical cord? Heretofore, it would have been quite an undertaking—possible, but involving the shuffling of a lot of books. In this one volume, Harry Thomas has compressed tens of thousands of facts likely to be of everyday importance to the engineer or technician. It's impossible to describe the tremendous variety of items that have been compiled into a well-organized handbook. At POPULAR ELECTRONICS, this book ranks next to our dictionary.

Published by Prentice-Hall, Inc., Englewood Cliffs, New Jersey 07632. Hard cover. 428 pages. \$15.00.



## INTRODUCTION TO ELECTRONICS

prepared by Bureau of Naval Personnel

Here is another in the low-cost series of reprinted military training courses from Dover. Originally intended for use by naval personnel, this book is typically GI. The subject of electronics is embraced from simple d.c. theory to sonar operation and practice.

Published by Dover Publications, Inc., 180 Varick St., New York, N.Y. 10014. Soft cover. 144 pages. \$1.00.

## NEW LITERATURE

The June, 1965, issue of Bell Laboratories Record (86 pages) is devoted entirely to the No. 1 Electronic Switching System now in commercial operation at Succasunna, N. J. If you're interested in what's happening in telephone communications, make out a check, draft, or money order for 25 cents to Bell Laboratories Record, and send it to: Circulation Manager, Bell Labs Record, 463 West St., New York, N. Y. 10014... Various test instruments in the Mercury line are described and illustrated in an 8-pager entitled "Test and Repair Instrument Catalog." It's available free from Mercury Electronics Corp., Mineola, N. Y. 11501.

-30-

Live Better Electronically With

# LAFAYETTE RADIO ELECTRONICS



## 512 Pages

Featuring Everything in Electronics for

• HOME • INDUSTRY • LABORATORY

from the

"World's Hi-Fi & Electronics Center"

# FREE!

## LAFAYETTE

### 1966 Catalog 660

### Now BETTER THAN EVER

Shop At The  
"World's Hi-Fi &  
Electronics Center"  
For Widest Selection,  
Low Prices

Stereo Hi-Fi • Citizens  
Band • Ham Gear •  
Tape Recorders • Test  
Equipment • TV and  
Radio Tubes and Parts •  
Cameras • Auto Acces-  
sories • Musical Instru-  
ments • Tools • Books

#### SEE OUR EXCITING SELECTION



BROADCAST THROUGH 10  
METER SENSITIVE SHORTWAVE  
RECEIVER MODEL HA-226



8 CHANNEL CRYSTAL-  
CONTROLLED QUALITY CB  
TRANSCIVER MODEL HB-115A



BRILLIANT WIDE RANGE  
30-WATT STEREO  
AMPLIFIER MODEL LA-224A



DELUXE 5-WATT POWER TUBE  
AND SOLID-STATE CB  
TRANSCIVER MODEL HE-20d

Mail the Coupon Today for Your  
FREE 1966 Lafayette Catalog 660

Use Lafayette's Easy-Pay Budget Plan  
No Money Down... Up to 24 Months to Pay  
Satisfaction Guaranteed or Money Refunded

#### STORE LOCATIONS

**NEW YORK**  
Bronx  
Brooklyn  
Jamaica  
Manhattan  
Scarsdale  
Syosset

**NEW JERSEY**  
Newark  
Paramus  
Plainfield

**MASSACHUSETTS**  
Boston Natick

**WASH. D.C. AREA**  
Falls Church, Va.  
Mt. Ranier, Md.

LAFAYETTE Radio ELECTRONICS

Dept. IL-5, P.O. Box 10

Syosset, L.I., N.Y. 11791

Send me the Free 1966 Lafayette Catalog 660

Name .....

Address .....

City .....

State .....

Zip .....

(Please Give Your Zip Code No.)

# The "Mariner" has arrived

way-out new five-element CB beam antenna . . .

works vertically or horizontally . . .

out-shouts them all with 12.5 db forward gain!

## M-134

FIVE ELEMENT BEAM ANTENNA

The "Mariner"

**Lightweight but tremendously rugged.** High quality aluminum construction that's reinforced with proper stress distribution to take winds up to 60 m.p.h. Weighs only 19 lbs.—easy to handle and install.

**Supplementary data:** The M-134 is Gamma fed . . . has 1.5/1 VSWR . . . and a boom length of just 22 ft.

**12.5 db vertical forward gain** (ref. flat ground plane) or 11.0 db in horizontal mode (ref.  $\frac{1}{2}$  wave dipole). Really booms your signal out where you want it.

**You get maximum rejection of unwanted noise** thanks to 20 db front-to-back ratio (vertical) or 25 db horizontal. It's like 10-2 from Mars!

See your a/s distributor today for complete specifications or write to:

**the antenna  
specialists co.**

Export Div.:  
64-14 Woodside Ave.,  
Woodside, N.Y. 11377

A div. of Anzac Industries, Inc.  
12435 Euclid Ave., Cleveland, Ohio 44106  
CIRCLE NO. 3 ON READER SERVICE PAGE



"Stripes of Quality"



BUILD...

COVER STORY

# THE SUPER-X PULSE POWER PACK FOR HO RAILROADING


*...and get the feel of the real thing*

By **WOODROW POPE**

Design Engineer,  
Collins Radio Company

**S**AY, Mr. Model Railroad Engineer, can you start your loco without jumping to 10 scale miles per hour? You can, you know, without equipping your locomotive with flywheels or high gear ratios. How? Easy . . . just build and use a new transistor throttle power pack on your pike for the ultimate in model railroading.

With it you get pulse power for smoother stall-free starts, and your loco



can crawl, or hi-ball, or couple—without crashing. You also get lots of power to operate signal lights, switch machines, or other accessories . . . all with circuit overload protection.

**Just What is Pulse Power?** To understand pulse power, you must first understand the nature and operation of the conventional d.c. power pack. Your loco is equipped with a tiny d.c. motor that operates off power supplied to the tracks by the power pack. When you man the throttle, which is nothing more than a rheostat, you are regulating the voltage across the track, and hence the motor speed.

Assume your throttle is turned all the way down and your loco is sitting still. You now begin to turn up the throttle, gradually increasing the voltage applied across the tracks. But notice, your loco does not start immediately; it waits until the proper operating voltage is reached, and until all magnetic and mechanical locking has been overcome. By this time the voltage is too high for a slow, smooth start, so the loco lunges ahead.

Figure 1 shows, graphically, how late a typical loco might start after you begin cranking up the throttle. You will note that a certain minimum voltage must be reached to overcome the inertial load on the motor before it will even begin to turn.

Now let's assume you are using one of the latest power packs to hit the scene—you know, like the one we're telling you about right now—your loco will start to crawl, like real trains do, the moment you hit the throttle. How come?

Well, with pulse power you get maximum voltage in the form of narrow pulses the instant you flip the primary power switch. This is shown, graphically, in Fig. 2. Here the average power consumed by the motor is a direct func-

## PARTS LIST

- C1—1000- $\mu$ f., 15-volt electrolytic capacitor (Sprague TYL 1165 or equivalent)
- C2, C3—0.47- $\mu$ f., 35-volt capacitor (Kemet KR47C35K or equivalent)
- C4—1- $\mu$ f., 35-volt capacitor (Kemet K1C35K, or equivalent)
- D1, D2, D3, D4, D6, D7—1N2069 silicon diode, or equivalent
- D5—1N276 diode, or equivalent
- F1—1-ampere fuse
- I1— $\#47$  lamp, 6-8 volts, 0.15-amp.
- I2, I3—12-volt, 1.2-amp. automobile dome lamp, or equivalent (two required)
- Q1, Q2, Q3, Q7—2N404 transistors
- Q4, Q8—2N1382 transistors
- Q5, Q6—2N456A transistors
- R1, R6—2200-ohm,  $\frac{1}{2}$ -watt resistor
- R2, R3—22,000-ohm,  $\frac{1}{2}$ -watt resistor
- R4—Not used
- R5—6800-ohm,  $\frac{1}{2}$ -watt resistor
- R7—10,000-ohm, 2-watt carbon potentiometer, linear taper
- R8—390,000-ohm,  $\frac{1}{2}$ -watt resistor
- R9, R15, R16—1000-ohm,  $\frac{1}{2}$ -watt resistor
- R10, R14—10,000-ohm,  $\frac{1}{2}$ -watt resistor
- R11—10-ohm,  $\frac{1}{2}$ -watt resistor
- R12—1000-ohm, 2-watt carbon potentiometer, linear taper (with switch S3)
- R13—330,000-ohm,  $\frac{1}{2}$ -watt resistor
- S1—D.p.s.t. slide switch
- S2—S.p.s.t. slide switch
- S3—S.p.s.t. switch (mounted on R12)
- S4—D.p.s.t. slide switch
- T1—Power transformer: primary, 115 volts; secondary, 12.6 volts with center tap, (Stancor P-8130, or equivalent)
- 1—Cabinet (Bud AC-1613-A or other suitable sized cabinet)
- Misc. Fuse clip; pilot light holder; red lens (Dialco series 1006); binding posts (4—2 red, 2 black); throttle knob (Raytheon 175-6-2G); crawl adjust knob (Raytheon 90-3-2G); power transistor mounting kit (Motorola MK-15)

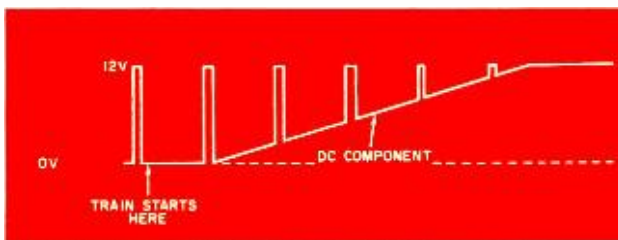


Fig. 1. The ordinary power pack is nothing more than a full-wave rectifier whose output is a pulsating d.c. voltage with peaks that look like the waveform above. For most locos, the average power required for starting is much too high for a smooth start, and the trains pull out with a sudden jerk, and at a speed not akin to real railroading.

Fig. 2. The pulse power pack produces a train of narrow pulses in addition to variable d.c. power. The pulses are fully visible when the throttle is turned down, but disappear gradually as the throttle voltage builds up to full power. Instant rise of pulse from zero to maximum provides immediate power to operate train when crawl knob is turned up.



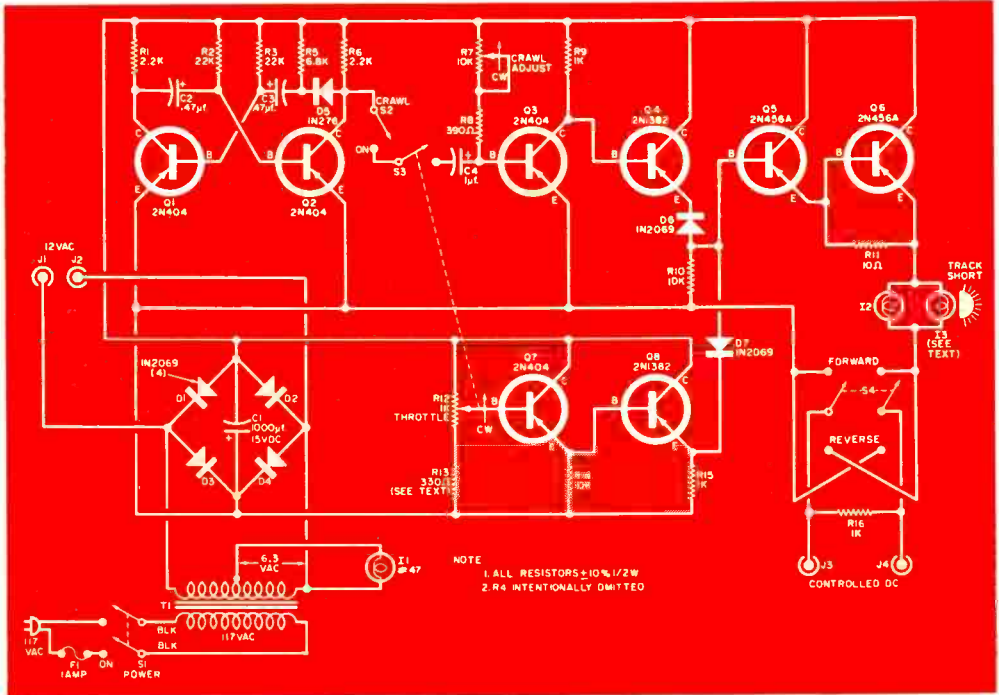


Fig. 3. Crawl control R7 adjusts pulse width to give desired crawl speeds when S2 and S3 are turned on. Throttle R12 is part of a voltage divider that drives emitter followers Q7 and Q8 with varying d.c.

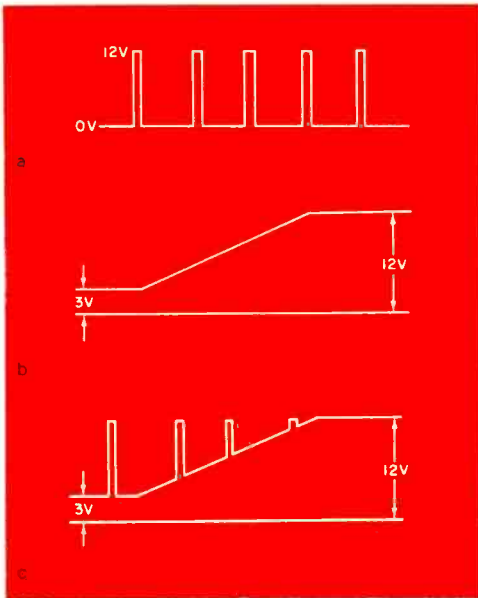


Fig. 4. Pulses rise to maximum as soon as power is turned on (a), providing immediate train start. Crawl knob adjusts pulse width for varying train loads and desired crawl speeds. Throttle adjusts d.c. at emitter of Q8 (b) to run train at desired speeds. With throttle turned down (c), pulses appear prominently, then fade away as d.c. is turned up.

tion of the pulse width which you adjust with a crawl control. This varies the circuit RC time constant.

**How It Works.** From Fig. 3 it is apparent that pulse power, which makes your trains run like a dream, calls for a rather sophisticated circuitry. Let's give the circuit a once-over and see what we mean. First, we have transformer *T1* stepping down the 117-volt a.c. primary power to approximately 12.6 volts. This 12.6-volt supply branches off to jacks *J1* and *J2*, where it is available to operate switch machines, signal lights, and other accessories. Some of this power is also tapped off and applied to the bridge rectifier circuit (*D1* through *D4*), from where it will eventually operate your trains.

The 6-volt #47 pilot lamp (*I1*), wired from the center tap to one side of the transformer secondary winding, is merely an indicator to tell you when the power is on. You can break down the rest of the power pack into its pulse forming and control circuits, the variable d.c. circuit, and the short-circuit protection circuit. If you care to, you

can throw in polarity switch  $S_4$  (forward and reverse) for good measure.

**The Pulse Circuits.** These circuits begin with  $Q_1$  and  $Q_2$  which comprise a free-running multivibrator. The collector of  $Q_2$  puts out a 60-cycle square wave which is fed through  $S_2$  and  $S_3$  to pulse generator  $Q_3$  for conversion to narrow pulses. These pulses are then amplified by  $Q_4$  and appear as shown in Fig. 4(a). *CRAWL ADJ* potentiometer  $R_7$  adjusts the pulse width to suit varying train loads and desired crawl speed. The *CRAWL ON-OFF* switch ( $S_2$ ) is used to disable the crawl feature, if desired. Switch  $S_3$  is ganged to the main throttle so that it cuts off the pulses when the

throttle is turned all the way down to where you hear a "click."

**Variable D.C. Circuit.** In the variable d.c. function generator circuit,  $R_{12}$  and  $R_{13}$  form a variable voltage divider, the output of which is fed to emitter followers  $Q_7$  and  $Q_8$ . The emitter followers provide a low impedance source for the voltage. The output voltage at the emitter of  $Q_8$  is variable from about 3 volts to 12 volts, as shown in Fig. 4(b), depending on the setting of  $R_{12}$ , the speed control potentiometer.

Diodes  $D_6$  and  $D_7$  are used to mix the two functions (pulse and variable d.c.) together. The pulses and variable d.c. are fed to emitter followers  $Q_5$  and  $Q_6$

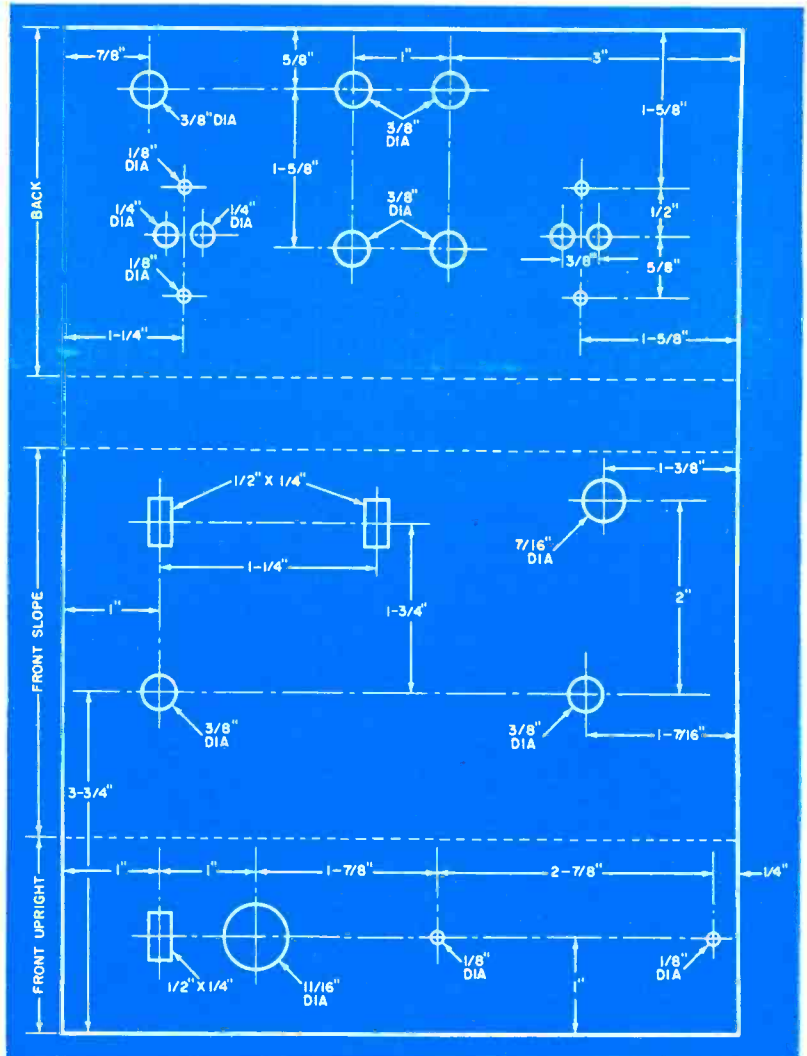
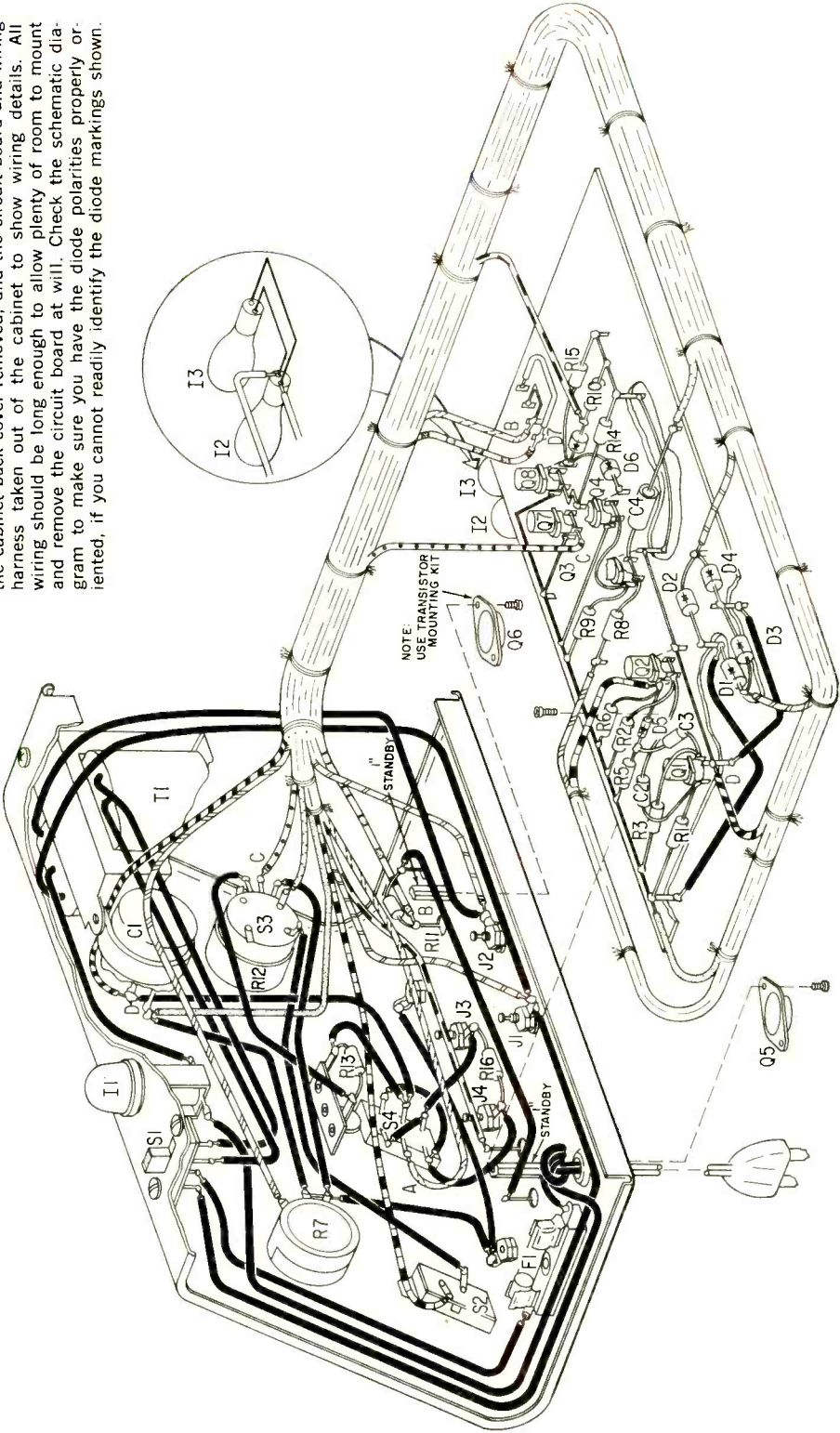



Fig. 5. This layout and accompanying dimensions are valid only if the recommended Bud cabinet is used. Lay out, drill, and punch all holes as shown. If you use another cabinet, this layout can still serve as a guide. The transistor mounting holes remain the same, regardless of cabinet dimensions.

Fig. 6. Pictorial diagram of the completely assembled unit with the cabinet back cover removed, and the circuit board and wiring harness taken out of the cabinet to show wiring details. All wiring should be long enough to allow plenty of room to mount and remove the circuit board at will. Check the schematic diagram to make sure you have the diode polarities properly oriented, if you cannot readily identify the diode markings shown.





Rear view of transistor power pack showing location of power transistors Q5 and Q6. Be sure to use a rubber grommet to protect line cord from damage.

which provide a high current output. Their output waveform is as shown in Fig. 4(c).

**Short Circuit Protection.** Lamps 12 and 13 in the emitter circuit of Q6 protect the entire unit against accidental short circuits or overloading. Together with a red jewel mounted on the front panel, they also double as a track short indicator. These lamps are of the ordinary 12-volt auto dome light type, each rated at 1.2 amperes. Putting them in parallel, however, increases the circuit capacity to 2.4 amperes.

When the filaments are cold, the lamps exhibit a very low resistance, and therefore act like a piece of wire. When your loco or other load begins to draw about

1 ampere of current from the power pack, the lamps begin to glow and their filament resistance goes up rather sharply to form a protective load for the power pack. Thus, even if the output leads at J3 and J4 were to be shorted together, no damage would result to the power pack. But because one of the lamps is mounted under the red jewel, you would know there was an overload when it lit up.


The *FWD-REV* switch (*S4*) is an ordinary d.p.d.t. switch wired to reverse the polarity of the d.c. voltage as it is flipped from one direction to the other.

**Construction.** Assuming you have obtained the Bud cabinet called for in the Parts List, you now proceed to lay out and drill the holes as shown in Fig. 5. After drilling all holes and deburring them, mount the power transistors on the back panel, making certain you use the mica strip and washers supplied with the mounting kit to insulate the transistors from the case.

Figure 6 shows the general layout of the wiring and other circuit components. Electrolytic capacitor C1 should be wrapped with electrical tape to insulate it from the case. Notice that it is mounted with a plastic clamp.

The circuit board is made from a piece of 2 $\frac{3}{4}$ " x 6 $\frac{3}{4}$ " Vectorbord. Observe the location and mounting position of 11 and 12. Bring out long leads to the panel mounted components, and use a

*(Continued on page 96)*




With bottom plate removed, laced wiring harness can be tucked away to one side during repair or maintenance of the unit. The component circuit board is supported with metallic or insulated standoffs. To install the line cord, thread free end through grommet at rear of cabinet. Separate ends of cord back 12 inches and tie into a knot to take up any strain on cord.

# BIG YEAR FOR SMALL RECORDERS

*Voice and music quality  
of miniature  
tape recorders has  
undergone  
dramatic improvement*

By PHIL GERACI



IF any single word could sum up tape recording today, that word would be "miniaturization." Everything is getting smaller. Recorders for hobbyists once weighed nearly 50 pounds (the old Berlant Concertones of the fifties). Then came the 28-lb. Ampex 600 which was grabbed by the pros not only because it recorded well, which it did, but also because its Samsonite "one-suiter" size made it convenient to tote around.

Now just consider this: the new Craig TR-490 "Electronic Notebook" recorder weighs just *two pounds*. It can be worn holster-style around the waist, under a coat, for "secret" recording with a tie-bar mike. Yet the TR-490 can record for half an hour, the *same amount* as the Ampex 600 with full-rack heads on a 1200-ft. reel, or the old Concertone at 15 ips on a 10-inch reel *larger than the entire Craig recorder!* The sound? A pro can tell the difference, but many people can't.

**Contributing Factors.** Many things have contributed to this revolution in recorder size. To wit:

(1) Better metals, which permit narrower and straighter head gaps, thus better high-frequency response at low speeds.

(2) Better tapes, with more uniform coatings. Less clumping of the ferrous oxide particles means fewer fluctuations in output at slow speeds. The byword in

Beware the innocent tie-clasp. It's a snooper microphone, connected by concealed wires to a tiny recorder, worn holster-style over the shoulder. The 2-pound Craig TR-490 "Electronic Notebook" typifies trend to smaller, lighter recorders.

tape manufacture today is *uniformity*; and lower noise, smoother response, and lower distortion are all dependent upon it.

(3) Better transistors, meaning less bulk and heat. More important, they consume less power, making smaller electronic packages possible. Direct current devices, transistors work as well from batteries as from filtered d.c. supplies.

(4) Better batteries, notably rechargeable alkalines and nickel-cadmiums (thanks to space research) with flat-as-a-ruler discharge curves and the ability to bounce back fresh-as-new after recharging.

(5) Better microphones, especially ceramics and dynamics, which can be made in many shapes (such as the tie-bar of Craig's "Notebook" recorder).

**Other Trends.** Most major manufacturers will offer battery-powered models in 1965-66, some for the first time. Radio Corporation of America, which blazed a solitary trail in cartridge recorders for several years, this year is introducing a full line of reel-to-reel and cartridge models, including two "cordless" designs.

Roberts Electronics is introducing its first battery recorders, one for stereo. This company also is offering a subminiature recorder similar to the Craig TR-490. Roberts' unit is the 1510, a capstan-drive instrument with built-in mike, speaker, vu meter and battery-condition indicator.

"Subminiatures" are not new. Drug-

stores and discounters have had \$12.95 models for some time. But most of these are bare-minimum devices, some without erase heads, most without capstans (the tape moves under the power of the takeup-reel motor, so speed fluctuates as hub diameters change with tape transfer), and some even without a microphone, the "speaker" doing double duty.


The Craig and Roberts instruments have capstans (so do some others—the Uher 4000, Sony, Telmar, Concord, etc.—already on the market) and shuttle tape at a constant 1 $\frac{7}{8}$  or 3 $\frac{3}{4}$  ips. These tapes can be played on other machines, which is not true of most "cheapies."

But capstan drive is not all that makes the difference. Better-quality miniatures offer better mikes, quieter input circuits, more powerful motors, stronger erase currents, and generally more precision throughout. Some will record music satisfactorily, something capstanless machines won't do.

Another trend in evidence this year is the move toward automation. In tape recording, this means a way to make tape play in *both* directions and to stop, start or reverse direction without manual control. RCA's tape cartridge was a step in this direction, and now some of its hands-off features are being applied to reel-to-reel machines.

There's other automation, too. For example, Concord's F-88 "Sound Camera" has a mike with a sound-operated switch to start recording when the sound starts, and stop when it stops. This has intriguing possibilities. A mike near a front door could record messages from

Stereo in miniature. Roberts Electronics' 6000S is a battery-powered tape recorder that will play AND RECORD in stereo. Rechargeable batteries keep it going for several hours on an overnight charge.



visitors who arrive during your absence. Or, as a burglar alarm, the mike could turn on the recorder, which in turn could turn on lights, ring bells, maybe even summon the police.

What about stereo? Well, competition from discs continues keen. Four-track commercial stereo continues, but tape's ace-in-the-hole is its ability to *record* stereo as well as play it. Nearly all recorder manufacturers now offer machines which will record in stereo.

**Accessory and Tape Changes.** Progress in tape recording isn't limited to recorders, for they are just the *nucleus* of a recording system. Much is being done with accessories, too—mikes, mixers, monitoring devices—and with the raw material of recording, the tape.

Tape continues to improve, degree by degree. Quality control during manufacture is more rigid, and tape coatings are more uniform. Kodak, for example, holds tape to the same strict tolerances as film. More uniform coatings mean less output variation, a vital factor when you are recording as slowly as  $1\frac{1}{8}$  or  $1\frac{5}{16}$  ips.

Clumping, once a way to tell a good tape from a bad one, has virtually disappeared. Backings, too, are better. Some tapes are now designed to break cleanly rather than stretch, on the theory that a break can be spliced together again, but a stretch does permanent damage by lengthening the tape.

You can still buy economy tapes. But even these are better than some of the "quality" tapes of a few years ago.

Progress in another vital accessory area—microphones—has continued and today's mikes are smaller and smoother. Here, the recordist often buys response over smoothness, a big mistake. The pros know that a "wide-range" mike with a big peak at 10-12 kc. will sound "tinny" whereas a mike with less range but smoother output will give the impression of wider range.

As mikes have improved, prices have tumbled. Shure's 575S, for example, costs less than \$15; yet it is available either in high or low impedance, as a dynamic or as a ceramic.

With an additional mike goes a need for blending inputs. The answer is a mixer. Before transistors, only the pros could afford a good mixer. Today, you can buy a four-channel transistor model for \$25 (Citroen Electronics' Model 1400). It takes up to four mikes, and gives you a volume control on each one.

**The Future.** What's on the horizon in recording? Many bright lights. Brightest is TV recording, still expensive but coming closer to earth each year.

Will TV recorders replace home movies? Doubtful, but who knows? That "instant" availability, with no wait for lab processing, is a powerful attraction. The day we get portable *color* TV recorders is the day to watch for.

Meanwhile, back at the plant, engineers are experimenting with microcircuits in the hope of making electronic gadgets even smaller. The trend toward miniaturization in tape recording is bound to continue.

-30-

Voice-operated microphone with Concord F-88 "Sound Camera" turns recorder on when sound starts, off when sound stops. It operates on rechargeable batteries.



December, 1965

Norelco's "Car-Mount" has a dual purpose. It can be a playback unit for music on the road, or used for recording travel notes.

Transistors mean smaller mixers. Powered by batteries, Citroen Electronics' Model 1400 preamp/mixer works well with battery-powered recorders since neither require a.c.



# NEW SLANT ON RECORDING


*There's no reason to crane your neck when an hour's worth of woodworking will solve the problem*

**T**APE RECORDER orientation seems to have been split cleanly into two design philosophies over the years. There are recorders which work standing up, and recorders which function while lying on their backs.


The ideal seems to be somewhere in

between, 45-60 degrees from horizontal being preferred. But this slant on recording is found only in professional studios. If you want to angle your own recorder, you'll have to build an inclined base for it, such as the one shown here.


—Glen F. Stillwell




The recording level indicator light on this tape recorder was visible only when viewed from above. Placing the recorder on an angled base made the light as well as other controls more accessible.



Base should be constructed picture-frame style, with a cutout for under-the-recorder ventilation. Size and basic shape must be tailored to your own recorder. The material could be plywood or metal.



This rear view of the angled base shows holes for wires. Rubber feet guard against damage to furniture, help keep the base in position. Additional bracing could be used. Hinge permits compact storage.



"Bonus" benefit of inclined base is storage space provided for tapes, wires, mikes, and splicing tools.



# INSIDE TIPS FROM THE PROS

*There are no secrets  
in making good recordings—  
just the use  
of common sense*

By **BYRON G. WELS**, K2AVB

**R**ECORDING AT HOME differs from recording in a professional recording studio not so much in acoustical matters as in the attitudes of the recording "engineers." Acoustically, the average living room comes close to the recording studio, due to overstuffed furniture, rugs, draperies, etc.

The big difference is "finesse"—the pro knows all the tricks, the electronic and mechanical shortcuts which make his job a paying proposition. Lacking the pro's experience, the home recordist must learn piecemeal, mistake-by-mistake.

If you would emulate your professional associate downtown, heed the following words of advice, guaranteed to turn a rank amateur into a knob-twirling, earphone-tapping, mike-waving pro.

**1** Use leader tape. This is tape that looks and feels just like the oxide-coated variety, but oxide is what it doesn't have. Leader tape can be spliced in between

selections on a reel of music to help locate beginnings and endings. It comes in opaque white (which the pros use most) and also in colors. Sonically it is "dead"; non-magnetic, it can't even hiss.


Spliced at the beginning of a reel, leader tape offers a convenient space for identifying the recording. You can write on it with a pen or felt marker.

**2** Make a click eraser. Nobody we know sells such a device, yet many pros wouldn't be without one. Make one yourself with a piece of Alnico cylindrical magnet (Edmund Scientific sells them) measuring  $\frac{1}{8}$ " in diameter, about  $\frac{1}{2}$ " to  $\frac{3}{4}$ " in length. Remove the innards from an old ball-point pen and insert the magnet, holding it in place with epoxy cement.

This device will erase small spots—clicks, whistles and sibilants—by simply wiping the magnet across that portion of the track on which the unwanted sound occurs.

**3** Record sound-on-sound. Some recorders are equipped to do this, some are not. All that is necessary for machines which are *not* so equipped is to defeat the erase function. (You can't put a switch in a lead to the erase head because the coil in the head is generally a part of the bias oscillator circuit.)

Simply bend a piece of thin metal (aluminum) into a U shape and hang it over the erase head before threading tape onto the machine. Unable to contact the erase head, your tape cannot be erased. Thus, the new sound you record will go right over the old. *Voila!* Sound-on-sound.



Inked identification on leader tape helps keep your tape library in order. Boxes should be labeled too.

A microphone boom puts the mike where you want it and keeps it there. The boom swings in all directions. Priced at about \$5, this particular boom is sold by Atlas Sound. Mike is top-quality Electro-Voice 676.



**4** Don't "ride" gain. This will really separate the boys from the veterans. Pros set their levels ahead of time and *leave them alone*. Volume excesses are handled in other ways, such as by moving the mike (if it's on a boom) or by moving the announcer away from the mike. To fade back in, he simply walks up to the mike while talking.

**5** *Label your tapes.* Never put a tape back in the box without identifying it. If you don't want to leave a permanent record, use grease pencil—to change the label, just wipe it off with a tissue.

**6** Use a mike stand. Hand-holding a microphone is inviting trouble. Changing your grip on the case can make



Head degaussing is a regular part of tape recorder maintenance. Remove head cover, plug in the degausser, and move it slowly past record/playback heads.

noise, which will become a permanent part of the recording.

Do as the pros do—use a stand. Table-top models are just a couple of dollars. Floor models can be purchased for \$5.98. A "baby boom" which will put the mike most anywhere you want it, and *keep it there*, costs just a little more.

**7** Perform preventive maintenance regularly. Don't wait until your tapes begin sounding muddy to get out the head demagnetizer. If you record often, do the maintenance once a month.

Follow this plan: degauss the heads, clean heads and tape guides with head cleaner, check pressure pads and friction idlers for hard spots (rough with a wire brush if necessary), dress down the pressure roller with sandpaper if it has become slick, use a vacuum cleaner to remove lint and pieces of broken tape from around the heads, and check to make sure all controls are in working order.

**8** Make a duplicate of valuable tapes. If you have a tape which is irreplaceable, which needs editing, timing, rearranging, etc., make a "dupe" first and do your initial experimenting on that. Then, when you know *exactly* what must be done, go back to the original tape and do it.

**9** If you edit, record in one direction only. This may seem uneconomical, but to a pro (who must worry about rent, travel, salaries, taxes and all sorts of

overhead), tape is the cheapest commodity of all.

The same should be true at home. It's false economy to record in both directions, thereby rendering the tape un-editable, only to have to suffer later through false starts, dead air, and other delays which could have been neatly spliced away had the tape been recorded one-direction-only.

If you *must* pinch pennies, you can save the bits of deleted tape, splice them end-to-end and make up a reel of tape which, for many purposes, is as usable as new tape. But don't use it for anything serious—differing bias requirements between tape bits can play havoc with frequency response and output.

**10** Use alligator clips. Many home recordists record everything with a microphone: radio programs, records, the works. But with a mike they also pick up unwanted sounds: the baby crying, car horns, airplanes, birds and everything else within range. The pros use mikes only for live recording. To dub

from records or radio, they use a direct cable connection between recorder and source. You should follow the example of the pros.

If your sound source has no "tape out" for a connecting cable, make up a cable yourself. Take a length of shielded cable, attach a plug to fit your recorder's high-level input on one end, and a pair of alligator clips on the other. Clip the gator jaws to the loudspeaker terminals of a radio or TV, and you can record without having to whisper. Keep the radio volume *low*, the recorder volume control *up* to minimize distortion.

**11** Use a mixer. As you become more sophisticated, you'll invariably buy more mikes. If your recorder has only one mike input, hooking up your new mikes could be a problem. The pros know the answer: a mixer. Then you can plug in three or four mikes at the same time, and control their relative volume with a "pot" (the pros' term for "volume control") on each mike. Mixers today cost about \$25. -50-

## TAPE RECORDER REMOTE SWITCH

**E**VER find yourself at your cable's end (mike cable, that is) with your tape about to run out and no easy way to shut it off? There's a way to avoid this calamity by running a pair of wires from the recorder motor out to a switch located at the microphone. When you want to turn off the recorder, you have a switch literally at your fingertips.

Mount the switch conveniently (I used a plastic box) and fasten it near the microphone with masking tape. If the mike cable is not too long, you may be

able to tape the switch wires directly to it. But this may induce hum; if so, you will have to keep the wires separated.

At the recorder end, you can add a new jack to accept a plug for the switch wires, or you can do as I did, unsolder the speaker wires from the earphone jack and rewire the jack to the motor.


Now, when I pull out the plug, the recorder's motor works normally. When I plug in my remote wire, I can turn off the recorder from the other side of the room. —Homer L. Davidson



Remote switch in plastic box is handy to microphone, is safe (the box provides insulation), and is a real leg saver.

# COUNTER TESTS FOR GOOD TAPE

*Five simple checks  
on the  
tape you buy*



**W**ANT TO KNOW how to "test and tell good tape from all the rest?" The Magnetic Tape Division of Sarkes Tarzian, Inc., has some suggestions in a booklet on tape soon to be released. Try these counter tests next time you're at your dealer's.

**Test 1.** Check for proper slitting and winding. Remove reel from package and hold it broadside to a bright light. The winding should be smooth from reel edge to reel hub. (Note: light will shine through tape which has an acetate base, but polyester tape will be opaque.) If the winding shows dark spots or ruffled edges, it is not quality tape.

**Test 2.** Check for layer-to-layer adhesion. Hold the tape broadside to the floor. Unwind about 12 inches of tape from the reel and let it hang free. Superior tape should continue to unwind until you stop it; inferior tape may stick. Tape that sticks will not unwind freely in use, causing wow and flutter. The oxide may even come off in spots.

**Test 3.** Check for cupping. Hold the reel on a table or other flat surface above the floor. Feed at least five inches of tape past the edge, shiny (uncoated)

side down. Superior tape should droop toward the floor, proving that it is truly flat. Inferior tape may stand out stiff instead of wilting. Cupping can cause poor winding and poor tape-to-head contact.

**Test 4.** Test for bias and/or curl. Stretch out about six feet of tape on the floor and apply tension at both ends. Superior tape should stay flat, touching the floor at all points along its length. Inferior tape may wave in an arc or curl. Tape which curls will not wind evenly. Result: uneven tracking past the heads, especially serious with four-track recorders.

**Test 5.** Check for sound reproduction. Place blank tape on the recorder. Record program material at appropriate volume level. Play back at the same level setting. The sound from the tape should be identical to that of the original program. If it is not, the tape may be at fault.

There are, of course, many other tests which will distinguish good tape but these must be made with instruments. The tests above are useful because they can be performed in the store, *before* you have made your purchase. -30-

# PINPOINT THOSE ERASE TROUBLES

*Do your tapes erase clean,  
or do you hear faint  
sounds of an earlier recording  
in the background?*

By LEWIS A. HARLOW

**I**NCOMPLETE ERASURE is one recording ailment which always shows up when it's too late. You notice those traces of an earlier recording which ride piggyback on the new signal *after* your recording has been made. By then, you can't get rid of one without damaging the other.

Erase usually is accomplished with an a.c. signal generated in a tube or transistor oscillator circuit. This signal is impressed on the tape through the erase head, which differs from a recording head mainly in its greater current handling capacity and wider gap. The erase frequency can be anything reasonably above the audible range—somewhere between 60 and 100 kc. But more important is power; the signal must be strong enough to do a thorough job.


To check your recorder, make this erase test. Make a short recording on *new* tape. Monitor carefully. Record up to the indicated maximum level, but don't over-record. Then rewind and run

the tape through again with switches set for "Record" but with the volume all the way down and all inputs disconnected. The tape *should* be thoroughly erased. Now, rewind and play the tape with playback volume full on. You may hear hum and hiss but you should *not* hear a trace of the previous signal. If you do, check for the following:


**Dirty Erase Head.** Symptom: partial rather than total failure to erase. A common trouble, it is caused by iron oxide accumulating on the pole-piece of the erase head and forming a metallic barrier to the erase current. Solution: clean the pole-piece with head cleaner. Apply with a pipe cleaner or Q-tip, rubbing off the reddish residue.

While you're at it, clean the other heads, too. They probably need it.

**Switch Trouble.** This usually develops in recorders used only occasionally, since the abrasive action of the contacts keeps



Heads are visible when cover is removed. On this recorder, the tape moves from right to left. Thus, head on right is erase head (it contacts the tape first). Clean this pole-piece thoroughly with head cleaner.



All-purpose head has two plug-in pole-pieces which should be replaced when worn. Smaller pole-piece at right is erase head; record/play is on the left.

them cleaned. But if you develop a noisy switch, exercise it 20-25 times or so to repolish its contacts. If this doesn't help, apply liquid cleaner to the contact points. Then, exercise and test again.

Warning: don't bend the contact points of switches. They are factory-adjusted for years of service. "Improving" them may do more harm than good.

While your recorder is open, check for breaks in long runs of flexible wiring. Heads and switches are often located near mechanical components and wires there are not as protected as they are, say, inside an amplifier.

**Tube Trouble.** Usual symptom: total erase failure. Your tube placement chart will identify the erase oscillator tube. (If it does not, you are probably erasing with an audio output tube switched into "record" service.) Solution: test the



Bulk erasure is essential if your recorder has no erase head. Make three slow passes around the reel, turn the reel over (with degausser still on) and degauss the other side. Slowly remove the degausser, turning it off when it is an arm's length away.

oscillator tube and replace it even if the tester reads "fair." This may be necessary often, since erase and audio output both are heavy-duty services.

**Blasts.** An erased tape that is quiet except for occasional weak blasts does not necessarily indicate a faulty erase system. *It is possible to put more volume onto a tape than an erase system is designed to remove.* Solution: two passes through the erase system, or external bulk erasure.

**Tapes From Other Recorders.** Not all erase heads plow the same width of path. Not all erase heads are mounted at the same height above the bottom margin of the tape. If you made a tape on one machine and are going to record over it on another, better use a bulk eraser first. Or, use a fresh reel of tape.

**Voltage Checking.** Now, and not before, is the time for troubleshooting with a VOM or VTVM and schematic, if your erase trouble persists. Check voltages at the oscillator tube socket. Then trace continuity through the oscillator coil and all the way to ground through the coil in the erase head.

Coils are rarely at fault. Resistors and capacitors fail occasionally. You may also find a short due to a wire touching ground, or weak insulation.

**Worn Erase Head.** Checking for a worn erase head comes last because it is the least likely. Wear will damage an erase pole-piece by widening its gap. But while this is happening, the record/play pole-piece is wearing just as fast. You'll notice missing highs due to a worn playback head long before the erase gap wears out. It is a good practice to replace the erase head when you replace the playback head. That way, wear will never be a cause of erase failure. ~~50~~

# QUICK CURES FOR SICK RECORDERS

*A refresher course in  
some obvious  
tape recorder troubles*

By GLEN F. STILLWELL

**Y**OUR recorder is sick. It won't play and it won't record. You haven't much time to fix it because in fifteen minutes there's a program you just *must* record. Your objective: find the trouble *fast*.

Diagnosing sick recorders, like troubleshooting any electronic device, is a pat procedure in which you ask yourself

- (1) What does it do?
- (2) What doesn't it do?
- (3) What is the relationship between what it does and what it doesn't do?

In the answers lurks a clue to the trouble.

**Making a Diagnosis.** Most tape recorder trouble is due to loose or faulty connections. Poor reproduction is rarely a product of electronic malfunction, especially with units under five years old.

Chances are your patient is suffering from simple mechanical failure: if the tape won't move; if it will move but can't touch the heads; if it will play back but won't record; or if it moves at an uneven pace.

If your recorder "won't work at all," you can check out the electronics in a jiffy. Plug in a mike and listen over the monitor circuit (headphones or loudspeaker). If the sound comes through, you can eliminate amplifiers as the source of trouble.

If the tape runs and the amplifiers are okay but the machine *still* won't record, the problem is related to the heads—bias oscillator, connecting wires, dirty gaps or, in extremely rare cases, the heads themselves (tape heads are like TV picture tubes—always suspected but almost never to blame).

**Typical Cases.** Noisy operation can be harder to eradicate than no operation at all. Look at these "ferinstances."

A well-known recorder developed a strange rhythmic clicking noise that defied detection until the instrument was opened up. Turned out the noise came from a loose pulley belt slapping a tube shield. Cure: Replace the belt and tilt the tube shield.

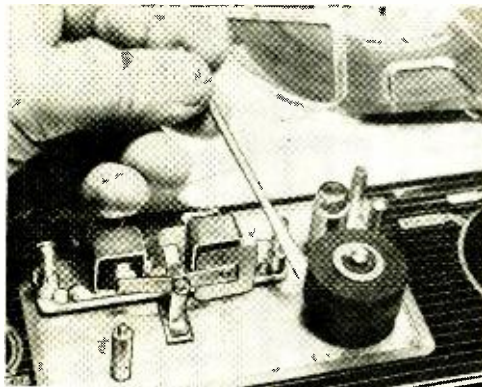
Another recorder made a squealing sound. The motor and drive system seemed to be okay. The trouble was in a counter, cured by a tiny drop of oil.

A Wollensak howled like a homesick pup. Turned out to be a microphonic tube that otherwise scored 100 in a tube checker. Replacement fixed it up.

The owner of a new recorder always suspects the worst when his machine won't justify its claims. Yet the trouble usually is something which can be easily fixed. For example, a German-made recorder became partially inoperative. The owner thought it was the heads. He was overjoyed to learn it was nothing more serious than a hidden, but blown fuse.

Another machine tested perfectly yet made no sound. The monitor circuit was okay, heads were okay. Tapes made on it played back okay on other machines. The trouble: shorted speaker wires.

Often the trouble is nothing which needs "repair" at all, like the portable with a clever switch under the playback level control to disconnect the speaker in order to prevent feedback. Pulling the knob out turned the speaker off. Sure enough, one owner took his recorder to a service shop, complaining "no



Many problems can be avoided by regularly cleaning heads, tape guides, and roller with head cleaner. Use a Q-tip, apply liberally, and wipe away oxide.

sound." The repairman wearily flicked the switch with his finger and the instrument came to life.

This illustrates how often trouble is due to a lack of understanding of the instruction book, or to an owner who simply neglects to read the instructions at all. Recorders differ, and while the basics of tape recording are constant, the fine points of mechanical design can throw you for a loop. Even a veteran recording engineer must read the book before operating a battery recorder bought for his children.

**Troubles and Cures.** "Poor" sound is seldom reason for lugging a recorder back to the dealer. Usually it is something which can—and should—be fixed by the owner, right then and there. Here is a list of recording troubles with suggestions for curing them.

**1** Mushy, muddy, unclear sound. Probably due to recording at too high a volume level. The recording indicator (either a meter or a light) gives an indication—*not a guarantee*—and experience is needed to learn just where the needle should be for good signal-to-noise ratio without distortion. Cure: practice.

**2** Tearing, ripping, shredding sound when using a microphone. Probably caused by talking too close to the mike. Microphone diaphragms are so sensitive that they can vibrate from air currents set in motion by sounds 25 to 50 feet

away. No wonder they "shatter" horribly when the voice is only an inch or so away, shouting.

To use a mike properly, either speak *across* it in a *normal* tone of voice or hold it far enough away to accommodate your speaking volume. Again, the answer is *practice*.

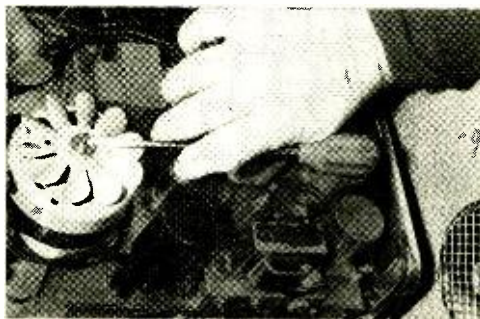
**3** Weak playback, or playback which fluctuates in volume. Check for dirty heads. Use head cleaner and a Q-tip. Clean the heads monthly and this problem will never arise.

**4** Sharp, raspy sound that comes and goes. Probably a loose connection, a plug not pushed all the way in, or a frayed shield on a connecting cable.

**5** Hum, just a trace. Could be recorder location. Try a different spot and see if the hum changes. If your recorder is sitting in a strong a.c. field, you'll get hum on playback (but not on record, so it won't get on your tapes). If moving the recorder doesn't help, try turning the plug around.

**6** Hum, lots of it. May mean no ground between recorder and source. Check the cables. With a high-impedance mike, it could be pickup by the cable. Even short cables can be hum-sensitive. Cure: a low-impedance mike and cable transformer. Temporary cure: lift the cable off the ground or reorient it and choose the quietest location.

**7** No hum, no scratch, plenty of monitor volume but markedly less volume on  
(Continued on page 97)



Mechanical troubles outweigh electronic problems. Bent fan blades can cause noise by chattering on case. Cure: bend the blades back where they belong.



BUILD...

# SOLID-STATE SLOT CAR SPEED CONTROL

*Turn your slot racing car into a mighty fast cat, yet maintain absolute speed control every inch of the way*

By JAMES FISHBECK

**S**IMPLE TO BUILD, inexpensive to own, a dream to operate! We're talking about a transistorized slot racing speed controller that lets you run your model racing car almost like the pros do at Le Mans. From the instant you start, all the way through the sloping, winding, pretzel-shaped speedway, till your car zooms across the finish line, you'll enjoy the full pleasure of in-

stant and complete control over your racing car's speed and performance.

Because the push-button type of speed controller controls the car's speed by applying a series of pulses, the acceleration is in steps, rather than through a smooth, linear variation from low speed to top speed. This new solid-state speed controller uses a carbon potentiometer wired to a d.c. amplifier to provide a



smooth variation in resistance, which gives your car finger-tip speed control and all the power it needs to perform with style and class.

**How It Works.** The speed controller consists of a dual amplifier and two separate potentiometer throttles—one for each amplifier (Fig. 1). Each amplifier output drives a separate lane of the speedway.

Potentiometer *R1* is shown connected across the d.c. power pack supplied with the racing car set. Its center tap is wired to the base of emitter follower *Q1*, thereby controlling the output of this stage. The output of *Q1* is directly coupled to the base of *Q2*, the power output stage, which supplies power to the track through *F1*. The other amplifier operates in the same way.

Since the power pack is nothing more than a step-down transformer feeding into a full-wave rectifier, it puts out an unfiltered d.c. which is quite suitable to run racing cars. Because the transistor amplifiers do not perform well with pulsating d.c., a filter capacitor (*C1*) is put across the power pack output to filter out the ripples before they get to the amplifier.

If you operate a speedway with more

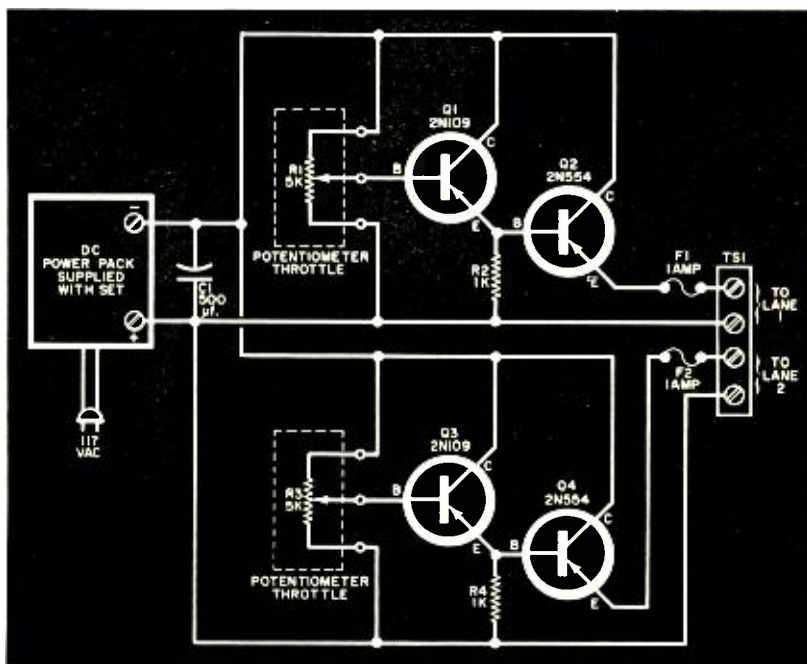
than two lanes, you can build a separate amplifier for each lane with no degradation in performance (as long as you don't exceed the wattage rating of the power pack). Just be sure you use identical components in all the amplifiers and speed control potentiometers.

**Construction.** Except for the two speed controller potentiometers, all parts, including the power pack supplied with the slot racing set, are mounted on a 2" x 5" x 7" aluminum chassis (Figs. 2 and 3). The two speed controller po-

### PARTS LIST

- C1*—500- $\mu$ l., 25-volt electrolytic capacitor (Cornell Dubilier BBR 500-25 or equivalent)
- F1*, *F2*—1-ampere fuse (Littelfuse 3AG)
- Q1*, *Q3*—2N109 transistor
- Q2*, *Q4*—2N554 transistor
- R1*, *R3*—5000-ohm carbon potentiometer, linear taper (IRC-CTS Q11-114 or equivalent)
- R2*, *R4*—1000-ohm, 1-watt, 10% resistor
- TS1*—4-terminal screw-type terminal strip (Cinch-Jones 17-4 or equivalent)
- 1—2" x 5" x 7" aluminum chassis base (Bud AC-402)
- 2—3/4" x 2 1/8" x 1 1/8" aluminum Miniboxes (Bud CU-3017A)
- Misc.—Two miniature fuse posts (Littelfuse 342014), multiple-conductor intercom cable, power pack from existing racing set, two knobs, mounting hardware, transistor sockets, rubber grommets, hookup wire, etc.

Fig. 1. In this two-lane speed controller, each channel is a mirror image of the other. The speed control potentiometers are mounted on individual chassis, and are connected to the amplifier circuit by long cables. For compactness, mount the slot racer power pack on top of the amplifier chassis.






Fig. 2. Large chassis allows plenty of room for mounting the power pack. Use mounting kit for Q2 and Q4, and be sure to mount Q1 and Q3 on sockets. Cables at sides of chassis go to speed controllers.

potentiometers are mounted on individual  $3\frac{1}{4}'' \times 2\frac{1}{8}'' \times 1\frac{1}{8}''$  aluminum Miniboxes. After drilling, punching, and deburring the chassis, insert rubber grommets through all cable entrance holes.

If your power pack is too large to fit on the size chassis recommended, get a bigger chassis. The size suggested happens to be convenient, but you have complete freedom to select the packaging that best suits your needs. Incidentally, the layout of components is not critical, either. Just use good practices to come up with a professional looking job. You *must* mount the two small transistors (Q1 and Q3) on sockets, however, and you *must* use mounting kits for the power transistors (Q2 and Q4).

After you have mounted each potentiometer on its Minibox, wire it up as shown in Fig. 1 using the three-conductor flexible cable (you can make the cable any length you wish). Connect the other end of the cable to the main chassis.

**Check It Out First!** Having completed all your wiring, you are now itching to fire up the unit and race away . . . but

don't, yet. You'd better go over all the wiring, very carefully, and check it out against the schematic. Above all, you'll want to make certain you haven't reversed any of the leads to the power pack, as this could play havoc with your transistors. If everything's okay so far, wire the output terminals to the track and plug the unit in.

If either car runs in the wrong direction, reverse the track leads to that lane. Do not reverse the leads at the power pack to correct this condition. Should either controller potentiometer work backwards, that is, if the car increases speed when the knob is rotated counterclockwise, reverse the two cable leads across the potentiometer end terminals.

If one car tends to run slowly when the potentiometer controlling that car is at full throttle, one of the transistors in the amplifier associated with that lane is defective. To determine which transistor is at fault, remove the smaller transistor (Q1 or Q3) from its socket. (CAUTION: always turn the power off when removing or inserting any transistor.) If the car still runs slow with the transistor removed, replace the larger transistor. If the car doesn't run at all now, replace the smaller transistor. —30—

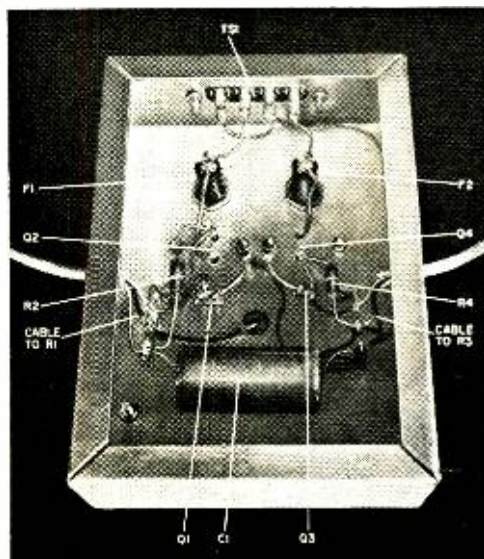



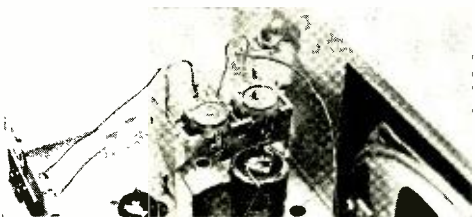
Fig. 3. This underchassis view shows parts layout and wiring. Capacitor C1 is wired across the power pack output to provide filtered d.c. to the amplifiers. Use rubber grommet at all cable entrances.




## EQUIPMENT REPORT



Receiver vernier tuning dial covers 152-to-174 mc. FM band for police, fire, civil defense, other emergency services, and U.S. Weather Bureau broadcasts.



The receiver front end comes factory-preassembled and tuned, and no further alignment is necessary.



This underchassis view shows ample room for all parts and wiring. Component layout is not critical.

# KNIGHT-KIT KG-221 FM MONITOR RECEIVER

**W**ELL, at long last! A major kit manufacturer has produced a police/fire receiver. This is one item that's been missing from the kit catalog for years. Allied Radio's Knight-Kit KG-221 monitor receiver can be wired from scratch in less than eight hours and—as a 152-174 mc. FM receiver selling for \$39.95—it's a real bargain.

We actually wired the unit ourselves (the front end comes preassembled and prealigned) to get at the facts. We found the instructions easy to follow, and when we were through with the wiring, we plugged the unit in. It worked fine, and as the manufacturer claimed, no alignment of any kind was necessary.

The KG-221 features a transformer power supply with a silicon diode rectifier, and has five tubes and one transistor. The transistor is a part of an all-electronic squelch circuit that's adjusted by means of a front panel *Squelch* control which silences the receiver when a station is not transmitting.

The unit has a 3" x 5" speaker, and is said to provide an output of one watt (we didn't measure the power output but the volume was loud enough for room listening). The KG-221 also has a *Phones* jack and a *Speaker/Phones* switch right on the front panel to allow a choice of reception.

In operation, the receiver was found sensitive enough to pick up traffic several miles away, just using an ordinary TV "rabbit ears" antenna adjusted to the proper length. We think it is well worth its modest price.

For those who prefer to work in the 30-50 mc. band, Allied Radio offers the Knight-Kit KG-220, which is similar to the KG-221 in other respects. —50—

# HOME VIDEO TAPE RECORDING—WHEN?

By WALTER G. SALM

*With all the noise and furor, is home video tape ever going to get off the ground?*

**A** YEAR or so ago, there was a magic word spiraling to fame—and the word was “Telcan”. The word turned out to be mostly mythical. Telcan’s promise of low-cost TV tape recording for home entertainment simply went unfulfilled. And the British-owned Telcan, after much corporate juggling, simply slipped out of sight.

But the need still exists. A popularly priced home-entertainment television tape recorder that doesn’t require an engineering degree to operate will find plenty of buyers.

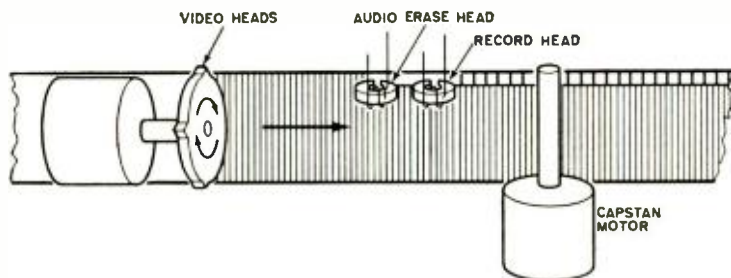
Good TV taping, like hi-fi audio recording, depends on the maximum possible frequency response of the tape and head combination. One rule of thumb: the faster the tape speed past the head, the higher the possible frequency response. This response can be further improved by narrowing the head gap, an expensive process, and possibly using finer milling in preparing the tape’s oxide coating—also expensive.

When Ampex initially developed TV tape recording, the only feasible way of obtaining this high tape speed was by

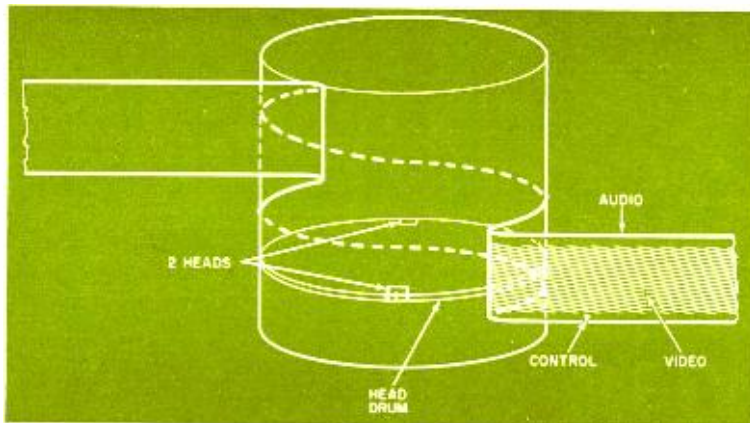
rotating the record/playback head assembly. The *transverse* system that resulted is still standard in the broadcast industry. Transverse recording uses 4 recording/playback heads rotating at a 90-degree angle to the direction of tape travel. Two-inch-wide video tape is used and it moves past the rotating heads at 15 or 7½ inches per second. At 15 ips, this is equivalent to an effective tape speed of 1500 ips. This speed means that the tape machine can record frequencies of 4 to 5 mc.—more than enough for broadcast-quality recording.

Understandably, transverse machines are costly and use expensive instrumentation-grade tape. The machines are big and bulky, complicated to operate, and are certainly not intended for home use. But the transverse machine was the first TV tape recorder and these original Ampex TV broadcast machines started a major revolution in programming techniques.

The *helical scan* was developed in response to the need for lower-cost, simpler-to-operate equipment for closed-



Ampex invented this scheme of transverse tape recording in 1956. Two-inch-wide tape moves past the revolving heads at 15 or 7½ ips. This technique is used in the majority of TV video tape recorders by the major broadcasters.



In the helical scan video recording technique, the tape moves around a drum in a diagonal curve. One or two recording heads scan the tape and in some machines near-broadcast quality pictures are obtained. The tape width can be  $\frac{1}{2}$  to 2 inches, and the speeds can vary from 3.75 to 9.6 ips.

circuit and educational TV systems. This type of tape scan uses one or two heads mounted on a rotating drum that scans a diagonal path or "helix" across the tape. Tape widths can vary from one-half to two inches, and tape speeds can be from 3.75 ips to 9.6 ips. Naturally, the faster speeds produce better frequency response. At 9.6 ips, effective tape speed past the head is nearly 1000 ips and usable bandwidth up to 3 mc. is possible. Helical-scan machines are called "closed-circuit" or "industrial" recorders, since this is their principal application. Prices are usually less than \$10,000 and some recorder decks go below \$1000. Average cost is \$4000 (e.g., the Norelco EL 3400).

As this is written, there are two helical machines on the market that can qualify as home-entertainment recorders—the Ampex Model HVR, with a \$1085 price tag and the Sony TCV-2010, which

sells for \$995, including a built-in 9-inch TV monitor.

Both the Ampex and Sony recorders are transistorized. Both are compact—about the size of a large, conventional stereo recorder—and are at least as easy to operate as a stereo recorder. The Ampex takes a 1-inch tape and plays at 9.6 ips or half that speed in the more expensive 2-speed model. The Sony uses a  $\frac{1}{2}$ -inch tape and plays it at 7.5 ips. Reproduced picture quality on both units is more than adequate for home TV viewing and good enough for most closed-circuit systems. Both manufacturers have made up attractive "packages" using the unit in a TV console. Both sell "accessory" TV camera systems for shooting home "TV movies". It has been rightfully claimed that the cost of tape is lower than for a comparable playing time of home movie film. In addition, the TV tape has the added advantage of instant sound tracks and instant playback.

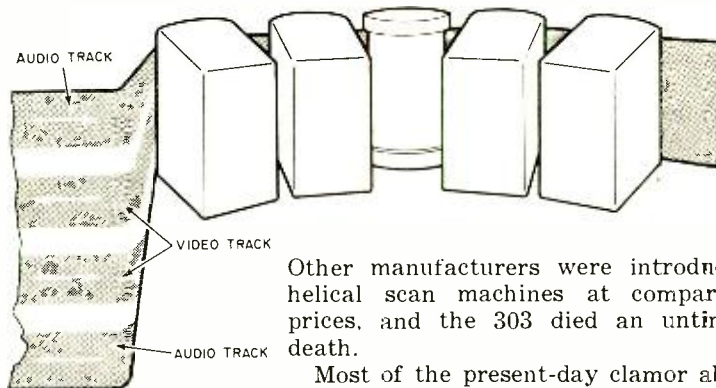


The Norelco Model EL 3400 is priced near \$4000. This machine is capable of excellent quality pictures due to the use of helical scan (see above).

**The longitudinal scan** is mechanically the simplest technique. It is exactly the same as the scan used in ordinary tape recorders, with one difference—the tape whizzes past one stationary recording head at a speed that would be called "fast forward" on audio machines. This is 120 ips and eats up a lot of tape. Pulling tape at this speed wears down the heads very, very fast and has a marked tendency to wear out tapes. The ill-fated Telcan was a machine of this type, but it was plagued by electronic and magnetic troubles.

Some engineers claim that longitudinal scan just won't work and they may

The simplest video recording technique is the old longitudinal scan method used in voice and music recorders. To get the necessary TV information on the tape, it must be pulled past the heads at very high speeds. The Wesgrove recorder (see text below) uses this idea. While the system works, it wears down tape recorder heads rapidly.




Other manufacturers were introducing helical scan machines at comparable prices, and the 303 died an untimely death.

Most of the present-day clamor about TV tape recording is being generated by the latest British entry—Wesgrove. Priced at less than \$500 (wired; \$392. kit), this longitudinal scan machine is definitely in the home-entertainment category. Unfortunately, picture quality leaves much to be desired. Tape pulling speed, tape size, and head wear dog the footsteps of Wesgrove. Even though the heads are replaceable (\$12 each) the user would need to splice several lengths of Mylar tape together on a 12-inch reel to obtain 30 minutes playing time. The cost of one such reel will come close to

be right, if you are talking about providing high-quality pictures at low cost. But the proof of the pudding is another ill-fated machine—the Ampex VR-303, a longitudinal scan machine that sold for a brief period early in 1965 at \$3950. The machine produced very good quality pictures on 1/4-inch tape at a speed of 100 ips! The tape was recorded half-track, so with flip-over, a single reel would play up to 50 minutes. But what a reel! It was 12 1/2 inches in diameter and held about \$60.00 worth of special tape.

If the longitudinal scan method can be made to work, most experts agree that Fairchild Camera's recorder will be the most economical. Tests have shown that this recorder renders good-quality pictures from 1/4-inch tape moving at 60 ips.



\$50. That's one fly in the ointment. Another is the observably poor quality of the reproduced picture. Of course, it is to the manufacturer's credit that the thing works at all at these prices, but it is just not the sort of picture you're accustomed to seeing on your TV set.

If the longitudinal recorder can be perfected and sold for \$400-600, it may be the brainchild of Stewart Hegeman. Last of the vanishing breed of free-lance inventors, Hegeman has demonstrated a 60-ips recorder with remarkably good picture quality. His company, Par, Ltd., has granted an option to Fairchild Hiller Corp. to sell this recorder to the military. Hegeman will be remembered for his hi-fi developments in amplifiers, tuners, and speaker systems.

Another company pushing hard on the longitudinal is Fairchild Camera and Instrument Corp. Its scientists have managed to get good pictures from 1/4-inch tape at a speed of only 60 ips, which makes the machine economical where tape is concerned. Another feature is that it records a composite signal

video, audio, and horizontal hold—all on a single channel. While Fairchild has demonstrated working models of this machine, they plan to license it rather than manufacture it themselves. "We're just not in the home-entertainment equipment business", says a company



Wesgrove is one of the two British manufacturers that introduced low-cost TV tape recorders. This particular machine is available as a kit for \$400.



The new Ampex home TV tape recorders will sell for about \$1300. This is a helical scan recorder and should be capable of recording color TV signals.

official, "and we don't expect to start in it now."

To date, Fairchild has reached licensing agreements with at least two manufacturers and production is scheduled to start in 1966. The machine will sell for about \$500, including a monitor. Instrumentation-quality tape long enough for 1/2-hour playing time per track (2 hours total) should cost about \$15.

Bandwidth of the new machine, at 60 ips, is claimed to be 2.8 mc.—more than enough for clear, clean pictures on home TV sets. Engineers have also recorded color using 1/2-track recording and a more sophisticated electronics package.

The Fairchild machine sounds very promising, but it is at least one year from your living room. In the meantime, it is likely that the price tag on helical scan machines will drop. By early 1967, recorders may be available for \$400 to \$500. If this happens, and the machines use modestly priced tape and provide good picture quality, the industry will then face a standardization impasse that may not be resolved for several years. Chances are that helical scan will win out, at least temporarily, since longitudinal-scan manufacturers will probably continue to work at slower tape speeds for greater economy.

**What of the future?** Clearly, there will be further price breakthroughs in the helical-scan units. Longitudinal scan still requires final development before it can be mass-produced. By mid-1966, a helical-scan recorder priced below \$500 will probably be announced, but it won't be



available much before Christmas. This machine will probably use 1/2-inch tape that should be in volume production about the same time that the recorder hits the market. The head will carry a 1000-hour guarantee and replacements will sell for less than \$25.00.

Low-cost TV cameras for home use will make home-taped home "movies" more and more common by this time next year. Tape rental libraries will start opening, offering movies and shows at daily rentals lower than the price of a pair of tickets to the neighborhood movie house. Inviting favored neighbors in to view the show and splitting the rental with them will become common practice. And this rental service could sound the death knell of pay-TV.


TV tape recorders will sprout in unlikely places. They are already in use by golf pros and in public-speaking classes. Theater and movie shooting rehearsals will provide "live" commentary to the actors during breaks. The uses are almost unlimited.

And, in your own living room, there will no longer be favorite TV programs missed because you are out for the evening. An automatic timer hooked into the recorder will preserve the show for later viewing—complete with commercials. That's one problem they haven't quite licked yet!

-30-



Sony's \$1000 recorder is attracting considerable public attention. With a tape width of 1/2 inch and a 7.5-ips speed, the picture quality is quite good.



## TV PICTURES ON PHONOGRAPH DISCS

**A**N important development by Westinghouse, called "Phonovid," is a system that records TV pictures on high-quality phonograph discs and slow-speed audio tape. Phonovid does not produce moving TV images, but a series of still photos. One 12-inch 33 1/3-rpm record can hold 400 still pictures along with a sound track.

Heart of the unit is a storage device that "builds up" the TV image from the slow-scan recording. One complete picture takes several seconds of playing time to produce, and the previous image is held on the picture tube until the next one is ready for display.

The system is useful for schools, meetings, presentations, and other situations that require a slide-type program with narration. Basic prices are high—several thousand dollars for a playback system—but Phonovid has the big advantage of using low-cost LP records and slow-speed audio tapes.

-30-



## PHOTOFLOOD

By L. M. DEZETTEL


**P**HOTOGRAPHERS working with photofloods will find this dimmer a real money-saver. Built into a multiple outlet box, it cuts the line voltage to one or more lamps, when switched in, thus greatly extending lamp life as well as allowing greater versatility in light control.

**How It Works.** The dimmer consists of a silicon diode connected in series with the a.c. line feeding three of the four outlets in a commercially available strip-type outlet box. Selection of the diode and type of box depends upon the number of lamps needed and their wattage rating.

For example, two 500-watt floods and one 500-watt spotlight draw a little less than 13 amperes; therefore, a four-switch, four-outlet box with at least 6-ampere sockets and a 15-ampere fuse should be selected. Motorola's 1N3210 diode can handle up to 200 peak inverse volts at 15 amperes of current. However, you can use any diode that is capable of handling at least this much voltage and current.

A slight circuit modification in the outlet box is all that is needed to enable you to switch the diode in or out of the circuit, as shown in the wiring diagram. When *S1* is in the on position, the diode is "jumped" out of the circuit and the full amount of line voltage is applied. When *S1* is in the off position, the diode

*Half-wave rectifier cuts line voltage to reduce light and heat when setting up scenes to photograph; also extends lamp life and increases photographer's control*




Mount the diode inside the Minibox using the hardware shown. Phonograph cartridge weight, attached to chassis with a bracket, serves as the heat sink.

### PARTS LIST


- 1— Multiple-outlet box (CBC Type SS-CB or equivalent)
- 1— 1N3210 silicon diode rectifier (Motorola or equivalent)
- 1— 2 3/4" x 2 1/8" x 1 5/8" Minibox (Bud 300A or equivalent)
- 1— 1 1/2" x 2 x 1/16" piece of metal for heat sink
- Misc.— 1/2" x 1/2" angle bracket, 6-32 machine screws and nuts (4), mounting bushing and washers for rectifier

is in the circuit and only half of the a.c. line waveform reaches the lamps.


This modification leaves the outlet next to *S1* out of the dimmer circuit, and enables you to get full-line voltage



Drill a  $\frac{3}{8}$ " hole through one end of the outlet box and Minibox, as well as two  $\frac{5}{32}$ " holes on both sides of  $\frac{3}{8}$ " hole for mounting boxes together.



Diode leads fed through the  $\frac{3}{8}$ " hole are connected across the first switch. Note change in line cord connection. These two changes are all that's needed.



As diode is too large to fit inside outlet box, separate Minibox must be used. Connected as an extension to the strip-type outlet, it is screw-mounted.

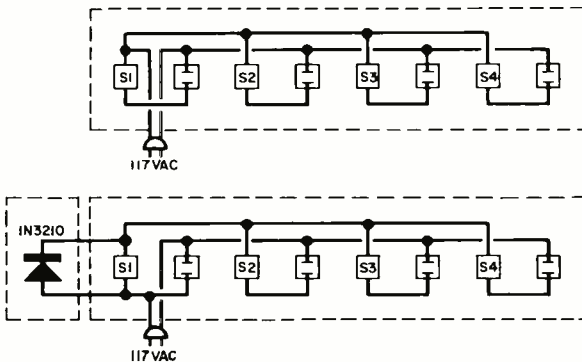
from it at all times. The other three switches control their respective sockets, as before.

**Construction.** Mount the diode in a  $2\frac{3}{4}$ " x  $2\frac{1}{8}$ " x  $1\frac{5}{8}$ " Minibox and attach the box to the multiple outlet strip as shown. Feed the diode leads through a  $\frac{3}{8}$ " hole previously drilled through both boxes. Two  $\frac{5}{32}$ " holes are drilled on either side of the  $\frac{3}{8}$ " hole to accommodate a couple of 6-32 machine screws and nuts to hold the boxes together.

A small piece of metal, at least  $\frac{1}{16}$ " thick, can be used as a heat sink for the silicon diode. (In this particular unit, an old phonograph cartridge weight was used.) Drill a  $\frac{3}{8}$ " hole near the top of the heat sink to hold the diode. A  $\frac{5}{32}$ " hole drilled at the base of the heat sink permits attachment to a right-angle bracket.

Mount the rectifier using the hardware as shown in the illustrations. The white nylon bushing fits inside the  $\frac{3}{8}$ " hole to center the  $\frac{1}{4}$ " stud on the rectifier, and to keep the stud from making electrical contact with the heat sink. Place a mica washer on either side of the heat sink.

Before using the dimmer, check with an ohmmeter to make sure that the diode is electrically insulated from the Minibox. Center the diode and bracket assembly before drilling a  $\frac{5}{32}$ " hole in the bottom of the Minibox to mount the right-angle bracket.



Wiring of outlet box before alteration (top). Bottom diagram shows how S1 is rewired to switch diode in and out of the circuit to control the outlets.

# ENGLISH-LANGUAGE NEWSCASTS TO NORTH AMERICA

Prepared by **ROBERT LEGGE**

## TO EASTERN AND CENTRAL NORTH AMERICA

COUNTRY	CITY	TIME—EST	TIME—GMT	FREQUENCIES (MC.)
ALBANIA	Tirana	7 p.m.	0000	7.265
ARGENTINA	Buenos Aires	10 p.m. (Mon.-Fri.)	0300 (Tues.-Sat.)	9.69
AUSTRALIA	Melbourne	7:45 a.m.	1245	11.84
AUSTRIA	Vienna	*7 p.m., *8 p.m.	0000, 0100	9.77
BULGARIA	Sofia	7 p.m., 11 p.m.	0000, 0400	6.07
CANADA	Montreal	7:15 a.m.	1215	5.97, 11.72, 15.32
CHINA	Peking	8 p.m., 9 p.m.	0100, 0200	7.035, 9.48
CUBA	Havana	10 p.m.	0300	6.135
CZECHO-SLOVAKIA	Prague	10 a.m. (Sun.)	1500 (Sun.)	15.20, 15.285, 17.825
	"	8 p.m., 10:30 p.m.	0100, 1330	5.93, 7.115, 7.345
DENMARK	Copenhagen	7:30 a.m.	1230	15.165
ECUADOR	Quito	*9:00 p.m.	0200	9.745, 11.915
FINLAND	Helsinki	7:15 a.m. (Tues., Sat.)	1215 (Tues., Sat.)	15.185
GERMANY	Cologne	8:30 p.m.	0130	6.075, 9.64
HUNGARY	Budapest	7:30 p.m., 8:30 p.m.	0030, 0130	7.305, 9.833
	"	10 p.m., 11:30 p.m.	0300, 0430	7.305, 9.833
ITALY	Rome	8 p.m.	0100	5.96, 9.63
JAPAN	Tokyo	7 p.m.	0000	11.78, 15.135
NETHERLANDS	Hilversum	4 p.m.	2100	6.085, 9.59
	"	8:30 p.m.	0130	9.59 (via Bonaire relay)
NETHERLANDS ANTILLES	Bonaire	*7 a.m.	1200	11.82
	"	*7:35 p.m.	0035	11.82
NORWAY	Oslo	11 a.m. (Sun.)	1600 (Sun.)	15.175, 17.825
PORTUGAL	Lisbon	9 p.m., 10:45 p.m.	0200, 0345	6.025, 6.185
RUMANIA	Bucharest	8:30 p.m., 10 p.m.	0130, 0300	5.98, 9.57
SPAIN	Madrid	8 p.m., 9 p.m.	0100, 0200	6.13, 9.615
SWEDEN	Stockholm	9 a.m.,	1400	15.42
	"	11:15 a.m.	1615	15.42
	"	8 p.m.	0100	5.99
SWITZERLAND	Berne	8:15 p.m.	0115	6.08, 6.12, 9.535
UNITED KINGDOM	London	11 a.m.	1600	11.84, 15.30
	"	5 p.m., 6 p.m.	2200, 2300	6.195, 7.13, 9.51, 9.735
	"	7 p.m., 9 p.m.	0000, 0200	6.195, 7.13, 9.51, 9.735
U.S.S.R.	Kiev	7:30 p.m. (Mon., Thurs.)	0030, (Tues., Fri.)	7.31, 9.665
	Moscow	5 p.m.	2200	7.15, 7.31, 9.665
	"	6 p.m., 7 p.m., 8 p.m.	2300, 0000, 0100	7.15, 7.205, 7.31
	"	9 p.m., 10 p.m.	0200, 0300	6.07, 7.15, 7.31
	"	11 p.m., 12 Mid.	0400, 0500	7.15, 7.31, 9.665
VATICAN CITY	Vatican	7:50 p.m.	0050	5.985, 7.25, 9.645

## TO WESTERN NORTH AMERICA

COUNTRY	CITY	TIME—PST	TIME—GMT	FREQUENCIES (MC.)
ARGENTINA	Buenos Aires	10 p.m. (Mon-Fri.)	0600 (Tues.- Sat.)	9.69
AUSTRALIA	Melbourne	6:30 p.m., 7:30 p.m.	0230, 0330	15.22, 17.84
CHINA	Peking	7 p.m., 8 p.m.	0300, 0400	7.08, 9.457
	Taipei	6:50 p.m.	0250	9.72, 11.825, 15.345
CUBA	Havana	9 p.m.	0500	6.135
GERMANY	Cologne	7:10 a.m.	1510	9.735, 11.795
	"	8:55 p.m.	0455	6.145, 6.16, 9.575
JAPAN	Tokyo	7:15 p.m.	0315	11.78, 15.135
KOREA	Seoul	7 p.m.	0300	11.925
SPAIN	Madrid	7 p.m.	0300	6.13, 9.615
SWEDEN	Stockholm	6:30 p.m.	0230	5.99
SWITZERLAND	Berne	7 a.m.	1500	15.305
THAILAND	Bangkok	8:15 p.m.	0415	11.91
U.S.S.R.	Moscow (via Khabarovsk)	7 p.m., 8 p.m.	0300, 0400	9.54, 9.735
		9 p.m., 10 p.m.	0500, 0600	9.54, 9.735

\*Non-news broadcasts. Some additional broadcasts are beamed to North America, but are not included here since they are not expected to be heard satisfactorily during the winter months.



# SHORT-WAVE LISTENING

By **HANK BENNETT**, W2PNA/WPE2FT  
Short-Wave Editor

## WE'RE CHANGING OVER TO GMT

**I**N 1955, when your Short-Wave Editor first became associated with POPULAR ELECTRONICS, a survey was taken to determine the approximate geographical location of the majority of the DX'ers who were reporting to the existing short-wave column. It was found that the majority was located east of the Mississippi River, most of them in states bordering on the Atlantic Ocean. So it was decided to list all operating times exclusively in EST, in conjunction with the 24-hour system.

Recently another survey was taken, the results of which indicate that the readers of and contributors to this column are now generally distributed throughout most portions of the United States. Some areas of the far-midwestern states and sections of the Rocky Mountain states have fewer DX'ers than other areas, and the Atlantic Coast continues to have the greatest numbers. But the DX'ers in the southern states and Pacific Coast regions have greatly increased. In addition, readers in a large number of foreign countries have been expressing increasing interest in the hobby.

For a long time most of the short-wave broadcasting stations have given their operating times in Greenwich Mean Time (GMT); a limited few are still releasing

their schedules in EST. The American Radio Relay League, which represents tens of thousands of amateur radio operators, adopted GMT several years ago. And portions of the bulletin of the Newark News Radio Club (the largest and oldest short-wave club in the nation) have been changed over to GMT. The majority of the other short-wave clubs and virtually all of the foreign clubs use GMT exclusively.

Taking all of these various items into consideration, it has been decided to change the times in this column from EST to GMT. This decision is expected to cause a bit of hardship—short-lived, we hope—for East Coast DX'ers, but is expected to win the overwhelming approval of DX'ers from virtually every other part of the U.S., in Canada, and in the foreign countries.

The adoption of GMT will become effective on January 1, 1966. As of this date, readers are requested to submit all reports in GMT rather than in EST. For Eastern Standard Time DX'ers, this will mean adding five hours to the local time. Those in Central Standard areas should add six hours; those in Mountain Standard areas, seven hours; and the Pacific Coast reporters, eight hours.

*(Continued on page 105)*


Father and son operators Paul D. Haney, KØEKH, (left) and Paul A. Haney, KØWGE, of Shawnee Mission, Kansas, divide their time between short-wave listening and amateur radio. They have a total of 30 countries and all 50 states between them. Equipment: a Collins 75S-1 receiver, a 1000-watt transmitter, and a TH-4 rotary beam antenna.




# ELECTRONICS HISTORY QUIZ

By **ROBERT P. BALIN**

- 1 Fleming \_\_\_\_\_
- 2 Hartley \_\_\_\_\_
- 3 Leclanche \_\_\_\_\_
- 4 Morse \_\_\_\_\_
- 5 Oersted \_\_\_\_\_
- 6 Pierce \_\_\_\_\_
- 7 Tesla \_\_\_\_\_
- 8 Wien \_\_\_\_\_
- 9 Zworykin \_\_\_\_\_
- 10 Heising \_\_\_\_\_



Many present-day electronic devices have been around for a long time, and some still bear the names of their inventors. Try matching the names of the well-known scientists listed above (1-10) with drawings A-J of the devices or circuits they helped develop.



# AMATEUR RADIO

By **HERB S. BRIER**, W9EGQ  
Amateur Radio Editor

## HOW TO SERVICE YOUR OWN EQUIPMENT

**S**ERVICING your own equipment can be fun. In addition, it eliminates the time you would have to be off the air while the equipment was at the factory being serviced. And any person capable of passing an amateur examination should be capable of performing the greatest percentage of the servicing of his own gear. Doing the job requires only the instruction/service manual that comes with the equipment, and a test meter.

Either a 20,000-ohm-per-volt volt-ohm-milliammeter with a 5000-volt scale or a vacuum-tube voltmeter is equally suitable. Possibly the VOM is slightly more desirable for some transmitter checks, and it has the advantage of not having to be plugged into the 117-volt power line to operate. The VTVM, however, is slightly better for making measurements in a few low-voltage, high-resistance circuits found in receivers—the a.v.c. circuit, for example. But the choice be-

tween the two types is pretty much a matter of personal preference. Actually, a 1000-ohm-per-volt VOM will do almost as well as either a 20,000-ohm VOM or a VTVM for routine amateur equipment servicing; its main disadvantage is its inability to give accurate voltage readings in low-voltage, high-resistance circuits.

The most intelligent first step in servicing any piece of electronic equipment is to read the instruction manual. Then eliminate obvious possibilities before tearing into the unit. Are the antenna, speaker, microphone, and/or key connected? Is the antenna changeover relay operating properly? Are all the tubes lit? Is the trouble limited to certain bands or modes of operation? Has a fuse blown?

It is fairly common for a fuse to blow in properly fused equipment for no apparent reason. Therefore, if a fuse does blow without any other evidence of

Bill Paul, WB6KGG, of San Francisco, Calif., started his amateur career with a bang: his very first Novice CQ was answered by a Mexican amateur. Retired from the Police Department with a spinal injury, Bill has lots of time to be on the air. With his Hallicrafters HT-37 transmitter, Hammarlund HQ-180 receiver, and an inverted-V antenna, he has worked 41 states and 3 continents, mostly on CW. Bill will receive a one-year subscription for submitting this winning photo in our Amateur Station of the Month contest. If you would like to enter the contest, send us a clear picture of your station, preferably showing you at the controls, and some details on your ham career and on the equipment you use. Entries go to: Amateur Photo Contest, c/o Herb S. Brier, Amateur Radio Editor, P.O. Box 678, Gary, Ind. 46401.

## AMATEUR STATION OF THE MONTH



Henry Wilkens, WA5LBM, spends his time on the air and in the air. When not operating his ham gear, he likes to sky dive, even though he says it isn't as exciting as ham radio. See p. 103 for details.

Mike Kersenbrock, KH6FON, of Kaneohe, Hawaii, made some 400 contacts in 29 states as a Novice. A Hallicrafters HT-40 transmitter and an SX-140 receiver did the job, mostly on 15 meters. Check with Mike if you need a Hawaii contact and QSL card.



trouble (such as a burning smell), just install another fuse of the proper rating. If the equipment then works properly, all is well, although you should watch the unit carefully for the next few days for signs of intermittent trouble. Of course, if the new fuse immediately blows, you have a metering job to do.

Electronic equipment instruction manuals invariably include a schematic diagram showing all resistance, capacitance, and other component values. In addition, they usually contain separate charts showing voltage and resistance readings to be expected from various test points (usually the tube socket terminals) to ground. Unplug the unit from the power line and start measuring resistances at the indicated points. When you find a large discrepancy—say 20%—between the listed and measured resistance values, carefully check all components connected to that point either directly or indirectly.

In a transmitter recently serviced by your Amateur Editor, for example, pin #3 of the 6146 output tube had a listed resistance of 22,000 ohms, but the measured resistance was zero ohms. Inspection of the circuit diagram showed a

22,000-ohm resistor and a 0.005- $\mu$ f. capacitor between the pin and the chassis. In addition, there was a 47,000-ohm resistor between the terminal and the B+ line. Deducing that the capacitor had probably short-circuited—a common trouble—we unsoldered one side of it from the circuit and measured its resistance. It was shorted; so we replaced it with another capacitor of the same type and capacitance. As a precaution, we also measured the 47,000-ohm resistor. When the capacitor shorted, it effectively connected this resistor directly across the B+ voltage to ground, causing several times the normal amount of current to flow through the resistor. This might have changed its resistance or burned it out completely. Fortunately, it did neither.

The above illustrates the theory behind troubleshooting with an ohmmeter: find a point in the circuit where the measured resistance differs from the specified resistance and start checking all components associated with that circuit. In general, resistors should be within 10% of their specified values; capacitors should show a very high resistance (after an initial meter "kick" as the larger capacitors charge up); chokes, coils, and transformer windings should show low values of resistance—usually well under 200 ohms, except for a few audio transformer windings which may run up to a few thousand ohms.

It is always wise to troubleshoot a defective circuit thoroughly before applying power. Nevertheless, resistors that change value or capacitors that become leaky after the unit is in operation for some time are usually much easier to run down by making actual voltage

(Continued on page 101)





# SOLID STATE

By LOU GARNER, Semiconductor Editor

"HO, Ho, Ho," chuckled the Department Store Santa Claus as he hoisted the seven-year-old up on his knee. Winking at the child's mother standing nearby, he continued . . . "and what do you want for Christmas?"

"Gosh, Santa, lotsa things," the bright-eyed youngster replied, "but mostly a pair of three-transistor Citizens Band walkie-talkies with superregenerative receivers."

Far-fetched? Not in the least! In fact, if present trends continue, Santa's helpers will have to bone up on their electronics knowledge *just to understand* the younger generation. Each year toy manufacturers have introduced an increasing number of electronic items. This has been made possible, of course, by the availability of transistors, diodes, and other solid-state devices, allowing the use of safe, reliable, and inexpensive circuit designs in the various products.

This year, CB transceivers designed for the younger generation are going over big in toy stores across the land. One firm, Electro-solids Corporation (12740 San Fernando Road North, Sylmar, Calif.), offers seven different models dubbed "Spacephones." These range from a three-transistor set re-

tailoring for \$9.95 or less in kit form to a seven-transistor design, with an operating range of 1½ miles, retailing for less than \$35 a pair.

Lafayette Radio (111 Jericho Turnpike, Syosset, L.I., N.Y.), has a low-priced transceiver which, in a direct appeal to youngsters, is called an "Army Commander Walkie-Talkie" and is described in Lafayette's latest catalog as a unit which "looks like . . . and works like a real U.S. Army two-way radio." A three-transistor job with a ¼-mile range, it features a superregenerative receiver.

Allied Radio (100 N. Western Ave., Chicago, Ill. 60680), devotes six pages in its latest catalog to several Knight CB transceiver kits, with the copy for the lower-priced units aimed directly at the younger set. The Model C-100, a three-transistor unit selling for less than \$9, is described as . . . "great for adults and kids alike who enjoy camping, hunting, fishing, hiking, and outings."

Record players have always been popular with preteens and teen-agers. Today, the once almost universal acoustic child's phonograph has been replaced by a variety of



At left: Electro-solids' "Spacephone" CB transceiver. Below, left: REMCO's radio broadcaster. Right: Brumberger's electric guitar. Below: Strombecker's battery-operated phonograph.

transistorized battery-operated designs. The "Galaxy 100" is typical of the new breed. It plays either 33 $\frac{1}{2}$ - or 45-rpm records and is part of a broad line manufactured by Strombecker (4646 West Lake St., Chicago, Ill. 60644).

Beatle and Rolling Stone preteen fans who strive to imitate their heroes will get a big boost from a low-cost electric guitar manufactured by Brumberger (34 34th St., Brooklyn 32, N.Y.). Sold through toy and department stores, the instrument carries a list price of only \$14.95, including a fully transistorized amplifier.

REMCO Industries, Inc. (200 Fifth Ave., New York 10, N.Y.) is offering a "transistor radio and broadcast system" that works, for only \$11. Wonder what NBC or CBS will say about this.

Not all of the current emphasis is on "play" toys, however. Educational electronic kits are being produced by a number of manufacturers, including International Rectifier, Heath, Allied Radio (Knight), Norelco, Lionel, and Philmore. Although many of the current offerings are multi-project experimenters' kits emphasizing circuit construction, others—such as the "Geniac" and "Minivac" kits—emphasize computer techniques.

**Reader's Circuit.** Submitted by Garry Boross (13 Fisher Ave., Nanuet, N.Y.), the general-purpose signal injector circuit in Fig. 1 has a number of potential applications in the home laboratory. Developing a spike-like waveform rich in harmonics, it can be used as a signal source to check headphones, loudspeakers, audio amplifiers and both AM broadcast and s.w. receivers. If a hand key is used in place of the power switch (*S1*), the unit will serve as a code practice oscillator. As an additional bonus, according to Garry, the device can produce a series of evenly spaced bars on a TV screen when attached to the set's antenna terminals, simplifying linearity adjustments.

Garry uses a pair of transistors in a

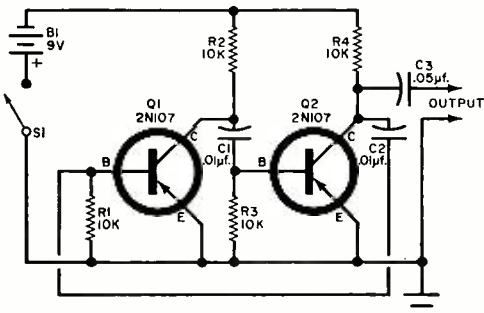


Fig. 1. Schematic of a general-purpose signal injector circuit submitted by reader Garry Boross.

common-emitter configuration to form a familiar collector-coupled multivibrator. Resistors *R1* and *R3* serve as base resistors and *R2* and *R4* are collector load resistors. Cross-coupling is provided by *C1* and *C2*, while *C3* is an output coupler to isolate the load. Circuit power is supplied by *B1* through *S1*.

Standard components are used throughout. Transistors *Q1* and *Q2* are general-purpose *pn-p* types (CK722's, 2N107's, or 2N109's). All resistors are half-watters. Capacitors *C1* and *C2* are low-voltage disc ceramics, while *C3* is a 600-volt tubular paper capacitor. Switch *S1* can be a s.p.s.t. toggle, slide, or rotary type. Finally, *B1* is a Burgess 2U6 or 2N6 9-volt transistor battery.

Neither the layout nor the wiring is critical and the individual builder can follow his own construction preferences when duplicating the circuit. Use either an etched circuit board, a metal chassis, or perforated phenolic board to hold the components. The completed unit can be housed in a plastic or metal box, as preferred.

**Manufacturer's Circuit.** The VHF variable frequency (sweep) oscillator described on the back page of a condensed catalog recently put out by the Vari-L Company, Inc. (207 Greenwich Ave., Stamford, Conn. 06904) should be of particular interest to hams, students, and advanced experimenters. Covering the frequency range from 170 to 240 mc., the circuit features the use of a

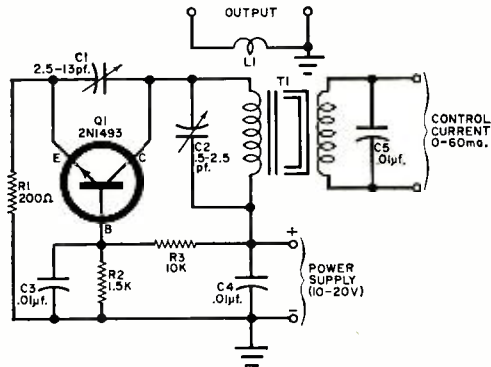


Fig. 2. This Vari-L variable frequency oscillator covers a frequency range from 170 to 240 mc.

Vari-L saturable core current-controlled inductor, and is shown in Fig. 2.

Transistor *Q1* is used in a common-base configuration as an r.f. oscillator. The feedback path necessary to start and sustain oscillation is provided by emitter-collector capacitor *C1*. Base bias is furnished through

(Continued on page 98)



# ON THE CITIZENS BAND

By **MATT P. SPINELLO**, KHC2060, CB Editor

**Y**OUR CB Editor has received a dramatic account from Joe Stubblefield, KKV5779/WA5NRH, of the tornado that ripped through Hale Center, Texas, last June, and the dangerous risks taken by CB'ers in order to warn and protect farmers and residents in the vicinity. It was estimated that at least 100 lives were saved through the efforts of CB radio operators, nicknamed "Minute-Men." The same group has stood

LIVES  
SAVED  
BY  
TEXAS  
CB'ERS

guard over Hale Center for the last ten years during each tornado season.

CB'ers risked their own lives by staying with their transceivers until minutes before the tornado

struck. Among those highly lauded for their actions were Carl Rastetter, KKV1192, and Jack Dunlap, KKV5114. The two patrolled F.M. Road, two miles due east of Cotton Center, heading directly into the storm to seek out its intensity and report to the CB Civil Defense Center in Hale Center. A bolt of lightning no doubt saved *their* lives—the flash revealed that the black funnel was directly in front of their automobile. Whipping the car in the opposite direction, Rastetter shouted his findings over the air,

warning that the twister was headed straight for Hale Center.

The two men stayed directly ahead of the storm, leaning on the horn to warn as many farmers in the area as possible. In their race to beat out the tornado (staying close enough to report changes in its direction), they could only watch as the twister bore down on the Floyd Shackelford farm. It destroyed the farm, and killed Mrs. Dorothy Shackelford. Rastetter and Dunlap were among the first to give aid.

The CB'ers at the home base stations went into action immediately upon receiving the news that the tornado was bearing down on the city. Many of them got into their mobile rigs and drove around Hale Center, honking their horns, and spreading the word. The tornado warning siren was activated for a solid 30 minutes. It was reported that the CB'er in charge held the warning button down until the tornado was but one block from him, then fled, but not before falling debris from the twister had smashed his car.

In Joe Stubblefield's own words: "The tornado was visible for 15 minutes as it zigzagged across the countryside. . . . Then with a frightening rumble like a dozen freight trains, or a fleet of jet airplanes, it came screaming into the city. . . . After de-

*(Continued on page 88)*




The tornado that swept through Hale Center, Texas, last June, demolished three farm homes (including that of Floyd Shackelford, below, right), left five dead, and hundreds homeless. The CB'ers in the area risked their lives to warn and protect others.

Photos by Hale Center American



Converted ferry was stripped of machinery and engines, and connected to city water, gas, electricity, etc. Problem was to prevent the hull from rusting away without yearly dry-docking.



## REVERSE CURRENT KEEPS FERRY AFLOAT

**W**HEN the San Francisco firm of J. Walter Landor ran out of space, it simply bought one of the last of the Bay ferryboats. The company tied the boat up to a dock and converted the topside into offices. Keeping the steel hull of the 40-year-old ferry from scuttling the studios and staff was a problem.


A permanently moored ferryboat is corroded by the electrolytic action of sea water. One ampere of d.c. will wear away 20 pounds of steel each year. To overcome this action, designer Alexis Tellis dropped four carbon anodes over-

side and fed them d.c.—reversed to the corrosive action of the hull. A solid-state rectifier supplies 0.85-0.95 volt to the rods. More voltage damages the paint; less voltage corrodes the hull.

—William P. Brothers



Designer Alexis Tellis examines one of four carbon anodes dropped around steel hull. Anodes, charged with d.c. equal to that ferry would ordinarily lose by electrolytic action, counteract current flow.




Electrical potential of steel hull is measured every month. Brass studs brazed to hull give solid electrical contact, accurate reading. Amount of d.c. current required depends on exposed hull area.

**Your black and white skills**



**are not enough for Color TV.**




## You need this book to help you cash in on Color TV business

**New RCA Color TV Troubleshooting Pict-O-Guide, 1A1389**

You're missing more and more chances for profit if you're not in color TV service. There are 3 million color sets in use now... and the total should be at least 5 million by the end of the year.

The new, completely revised RCA Color TV Pict-O-Guide, with its many color photos and illustrated step-by-step instructions, makes it possible for you to recognize and understand the visible symptoms of troubles and maladjustments in color receivers. Use the Pict-O-Guide whenever you work on a color set.

RCA ELECTRONIC COMPONENTS AND DEVICES, HARRISON, N. J.



WHAT THE RCA COLOR TV PICT-O-GUIDE GIVES YOU:

- Color Fundamentals
- Receiver Set-Up
- Functions of the Color Set Controls
- How to Use Color Test Equipment
- Troubleshooting Color and Black and White Sections of Receiver
- Servicing and Alignment Techniques

and much, much more 150 pages. This book should more than pay for itself the first time you use it.

**ORDER THROUGH YOUR LOCAL AUTHORIZED RCA TUBE DISTRIBUTOR**

(For a complete course in the principles and practices of color TV you will find the 8 lesson Color TV Home Study Course by RCA Institutes, 1A1325, invaluable.)




**The Most Trusted Name in Electronics**

**CIRCLE NO. 35 ON READER SERVICE PAGE**


# MICROFILM YOUR MANUALS

*Getting cramped for space?  
Why not dump that clutter?*



**W**HETHER your electronic interests are concerned with ham radio, hi-fi gear, or general experimentation, before long you collect a mass of instruction manuals covering construction and alignment of kits, operation of test equipment, and servicing notes. You start by lining them up on a bookshelf, and the result is anything but neat. If a file drawer is available in a cabinet or desk, you soon fill that to overflowing with manuals. Something has to be done. I solved the problem of storage, and threw out all my instruction manuals. Not the information contained therein . . . just the manuals.

Initially, I tried to record the information from the instruction manuals on tape. This worked until I came to a schematic diagram. It was then that I un-



Your best bet is a single lens reflex rigidly mounted over the book. One page fills a film frame.

covered the ultimate answer—copying the instruction books on film. Using 35-mm. black and white film, with a 36-exposure roll running about 85 cents, the cost is pretty low.

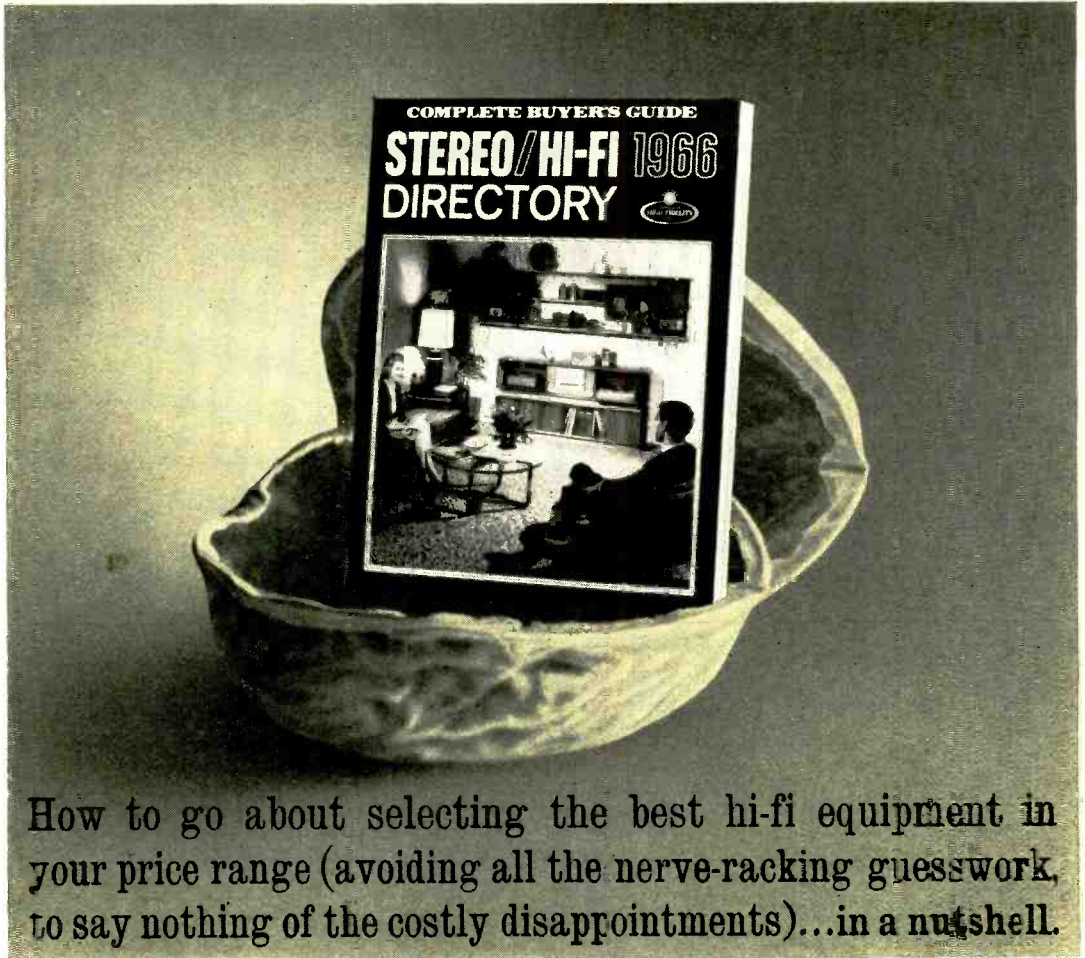
Most of what you photograph is straight line work, and preservation of tone gradients is of no consequence. Kodak high-contrast copy film is your best bet, but any black and white film can be used. A rigid support is needed for the camera. You only have to focus once for each book, as the camera-to-page distance remains constant. Set a pair of No. 2 photofloods at either side of the book to provide good lighting.

It's important that the manual pages lie absolutely flat. Try cutting the pages out of the books and placing a sheet of glass over each page to be copied. Check through the camera viewer to be sure that no glare is reflected from the glass.

Don't throw the pages away until after you see the negatives. If the negatives are good and black in the white areas, and crystal clear in the printed areas, then you can start junking the instruction books.

There are several ways of retrieving the information stored on the film. One method is to mount the negatives in cardboard slide mounts. They can then be projected with any slide projector. As you are dealing with high contrast black and white, ordinary room lighting will not interfere with the projection. If you have a film strip recorder, keep the film in strip form and use the projector to view the information.

—Byron G. Wels, K2AVB



How to go about selecting the best hi-fi equipment in your price range (avoiding all the nerve-racking guesswork, to say nothing of the costly disappointments)...in a nutshell.

The "meat" in this nutshell is guaranteed to whet the appetite of every audiophile and music lover who plans to buy hi-fi equipment during the next twelve months.

In over 172 fact-and-photo-filled pages, the new 1966 STEREO/HI-FI DIRECTORY gives you all the vital statistics on amplifiers, changers and turntables, cartridges, tonearms and accessories, receivers, tuners, tape machines, speakers and cabinets—on every hi-fi component being manufactured today!

With this authoritative guidebook, you can compare similar items, feature-for-feature, dollar-for-dollar, before you buy! You'll avoid making even one costly mistake by making sure, in advance, that you get the best value for your money, on anything and everything you buy!



**First Time Ever Offered!**  
**A DELUXE, GOLD-EMBOSSED**  
**LEATHERFLEX-BOUND EDITION**  
 ... just \$3.00 postpaid

This deluxe edition is a permanent, handsomely-bound collector's item that belongs in your hi-fi library! Check appropriate box on coupon.

The 1966 STEREO/HI-FI DIRECTORY will help you select the finest equipment in your price range, so that you can derive greater pleasure than ever from your records and tapes. Now, (to ask a redundant question) where else can you get this kind of "satisfaction insurance" for a mere \$1.25?

**—FILL IN, DETACH & MAIL COUPON TODAY!—**

ZIFF-DAVIS SERVICE DIV., Dept. SD  
 589 Broadway, New York, N.Y. 10012  
 Yes! Send me the new, 1966 STEREO/HI-FI DIRECTORY checked below:

\$1.25 enclosed, plus 15¢ for shipping and handling. Send me the regular edition. (\$1.50 for orders outside U.S.A.)

\$3.00 enclosed. Send me the Deluxe Leatherflex-Bound edition, postpaid (\$3.75 for orders outside U.S.A.) Allow three additional weeks for delivery.

name \_\_\_\_\_ please print \_\_\_\_\_ PE-125

address \_\_\_\_\_

city \_\_\_\_\_ state \_\_\_\_\_ zip code \_\_\_\_\_

**—PAYMENT MUST BE ENCLOSED WITH ORDER—**

# Isn't it about you




**RANGE GAIN  
CB TRANSCEIVER**



**The King of CB**—When you choose Range Gain, our exclusive Double Side-Band Reduced Carrier gives you horizon-to-horizon coverage. What's more, this transceiver also features: 23-channel transmit and receive, built-in crystal filter, Delta tuning, automatic noise limiter, metered control, adjustable squelch. **\$269.95**

**EXCITING NEW  
WORLD TRAVELER!**



**Roam the world without leaving home**—This four-band SWL set brings foreign, aviation, emergency, military and maritime broadcasts into your home with three times the sensitivity of comparably-priced units. It has a transformer power supply to eliminate possible electrical shocks (hot chassis), and these features: noise limiter on/off switch; separate mixer, oscillator and tube sections; and head-set phone jack. **\$69.95**

**MR. 10B and MR. 33B  
MONITORADIO**



**Get the news before it breaks**—This Regency emergency receiver lets you listen to exciting fire and police stories unfold. Features: handsome cabinet, illuminated slide-rule dial, 5-inch speaker, your choice of high or low bands. **\$79.95**

**TRANSISTORIZED  
MONITORADIO**



**The ultimate in fire and police receivers** Our TM Monitoradio combines the reliability of transistors with a three-way power supply to stay on-call 24-hours a day. Features: your choice of high or low bands, vinyl-laminated steel case, electronic squelch. **\$99.95**

**PR-35B FM RECEIVER**



**Our lowest-priced emergency receiver**—Features: Transistorized squelch circuit, temperature compensated superhetrodyne circuitry to minimize drift, 4-inch speaker, rugged plastic cabinet. **\$59.95**

**TUNABLE  
MOBILE RECEIVER**



**This is the one the pro's use**—Features: 12 VDC power supply and cord, fully-tuned RF stage for better image rejection, 3-gang condenser, built-in electronic squelch, illuminated slide-rule dial, ventilated metal cabinet, universal mounting. **\$114.95**

**MRC-10B and MRC-33B  
FM MONITORADIO**



**A beautifully engineered piece of equipment**—Features: crystal controlled for better stability, reliable built-in electronic squelch, big 5-inch speaker, fully-tuned RF stage for better image rejection, provision for external speaker or headphones. **\$79.95**

**DR-200 MONITORADIO**



**Our finest two-band, tunable FM receiver** Features: provision for tunable (high or low bands) operation and/or two crystal-controlled frequencies; power transformer for 120 V AC operation only; all-electronic squelch; illuminated slide-rule dial. **\$169.50**

**FLIGHT MONITORADIO**



**Tune in on the exciting world of aviation** This unit out performs "commercial grade" aircraft receivers. Features: built-in 5-inch speaker, illuminated slide-rule-calibrated dial, scratch- and mar-proof vinyl-laminated steel cabinet. **\$79.95**



*A 12-Month Warranty is yours  
with Every Regency Receiver*

Regency Electronics, Inc.  
7900 Pendleton Pike • Dept. PE-12  
Indianapolis, Indiana



# time you get what really want for Christmas?

\* Just leave this ad lying around where your wife  
\* (or husband) can find it.

## How to use this readers' gift-hinting service . . .

Sure, you could use some more shirts. Socks would be nice, too. But wouldn't you *really* rather have one of these Regency or Metrotek beauties?

So go ahead. Put a check in the box above the one you've been wanting. Then leave this ad lying around some place where your wife (or husband) can't miss it.

This isn't very subtle. But it's better than just telling her outright. You can bet she'll get the hint. And you won't get surprised with another hand-painted tie.


To make it really easy on her, write the name and address of the Regency or Metrotek dealer nearest you somewhere on this ad.

### NEW! COLT 23



**Every channel crystal-controlled**—You can get crystal-controlled transmission on all 23 CB channels . . . when you choose the new Colt 23. What's more, this transceiver has many of the features that you'd expect to find only on sets costing much more: double conversion superhet receiver, illuminated "S" meter, automatic noise limiter, positive squelch control, mobile mounting bracket, built-in AC and transistorized 12 VDC power supplies. Complete with channel 11 crystal. \$129.95

### NEW! PACER II



Eleven crystal-controlled channels for industry's lowest price—is just one of the reasons why Pacer II is your best buy in CB transceivers. It also gives you a built-in, solid state DC power supply, an ANL switch and a big, easier-to-read "S" meter. Plus these important features: 23-channel superhet receiver, positive squelch control, and a quick-change, external crystal socket. Comes complete with channel 11 crystal, mobile mounting bracket, carrying handle, AC and 12 VDC power cords. \$99.95

### NEW! MUSTANG II



Get started in CB for less than \$80—When you choose our new Mustang II, you get the perfect answer to a low-cost start in CB. What's more, Mustang II has eight crystal-controlled channels, a quick-change, external crystal socket; "S" meter; spotting switch; 23-channel, tunable receiver; positive squelch control. And this fine unit comes complete with channel 11 crystal, PTT mike, 12 VDC power supply cord. \$79.95



**METROTEK  
ELECTRONICS, INC.**

a subsidiary of Regency Electronics, Inc.  
7900 Pendleton Pike • Dept. PE-12A  
Indianapolis, Indiana



## **It will take thousands of electronics technicians to put man on the moon will you be one of them?**

To put men on the moon requires an army of electronics technicians working behind the scenes. These technicians will be men who, like yourself, started their careers with a healthy interest in electronics, and the foresight to realize

what a major role electronics will play in the future. Many of them will have taken their first step in this exciting field by sending for the free book from RCA Institutes. This book, more than any other, shows you how much more you get with

RCA Institutes Home Training, and how thousands of men, like yourself, have built, and are building the most rewarding careers the field of electronics has to offer. Read how right this minute, you can do the same!

# Compare RCA Training With That Of Any Other School

*Here Are 6 Solid Reasons Why  
Your Choice Should Be RCA:*

**1. Wide Choice of Courses.** RCA Institutes lets you learn at home in your spare time the major fields of electronics with complete, step-by-step, easy to understand courses. Choose from the following:

- Communications Electronics
- FCC License Preparation
- Mobile Communications
- Automation Electronics
- Automatic Controls
- Industrial Applications
- Nuclear Instrumentation
- Digital Techniques
- TV Servicing
- Color TV Servicing
- Transistors
- Electronics Fundamentals (in English or Spanish)
- Computer Programming
- Drafting

Each of these home training courses gives you the latest, up to the minute training you need to start toward a successful career in the electronics field of your choice!

**2. New, Easier Way to Learn.** Only RCA Institutes gives you an exclusive, fast, easier way to master the essentials of electronics. The RCA "AUTOTEXT" Instruction Method, a system of programmed instruction developed by RCA, and introduced by RCA Institutes will help you learn almost automatically. Programmed instruction has been proved with thousands of students—even those who have had trouble with ordinary home training methods in the past. For those just starting out in electronics, there's no better way to begin!

**3. Top Quality Equipment.** RCA Institutes assures you of prime quality equipment in the kits furnished to you with the courses you take. The essential instruments you build with these kits are yours to keep and use on the job. And each one is complete. You never have to take apart one piece to build another as some home training courses require you to do! Compare what RCA gives you with any other school.

**4. Personal Guidance.** You may receive personal guidance every week from one of the many top instructors in the field at RCA Institutes to help you with your home training program. Conveniently located in the heart of New York City.

**5. Liberal Tuition Plan.** RCA Institutes offers you the most economical possible method of home training through its Liberal Tuition Plan. You pay for lessons only as you order them. If, for any reason, you should wish to interrupt your training, you may do so and you will not owe one cent until you resume the course. No long-term obligations, ever!

**6. Ideal for Beginners and Advanced Students.** If you are already in electronics, RCA Institutes advanced home training courses will help you get ahead faster and secure your future, by teaching you the most recent developments in your field. If you are just starting out in electronics, RCA electronics fundamentals courses will give you the foundation you need for building a career!

**IF YOU PREFER CLASSROOM TRAINING, RCA OFFERS YOU THE BEST.**

RCA Institutes maintains one of the largest schools of its kind in New York City—a virtual "College of Electronics" where classroom and laboratory training is available to you in day or evening sessions. You may be admitted without any previous technical training; prep courses are available if you haven't completed high school. Coeducational day and evening classes start four times a year.

**OUTSTANDING PLACEMENT RECORD**

RCA Institutes Resident School has a Free Placement Service available to all students. In recent years, 9 out of 10 who used this service have found their jobs waiting for them on the day they graduated! And many of these jobs are with top companies in the field—such as IBM, Bell Telephone Labs, General Electric, RCA, and radio and TV stations and other communications systems throughout the country!

**PLAN FOR A SUCCESSFUL FUTURE IN ELECTRONICS NOW! SEND FOR FREE BOOK! CHECK HOME TRAINING OR CLASSROOM TRAINING.**

**NO OBLIGATION.  
NO SALESMAN  
WILL CALL. USE AT-  
TACHED POST-  
CARD.**



**RCA INSTITUTES, INC.** Dept. PE-D5  
A Service of Radio Corporation of America  
350 West 4th St., New York, N.Y. 10014



**THE MOST TRUSTED NAME IN ELECTRONICS**

## ON THE CITIZENS BAND

(Continued from page 77)

molishing three farm homes . . . it bounced into town from the west . . . aimed at the heart of the business district . . . down 5th and 6th Streets . . . smashing everything in its path, destroying homes, automobiles, and trees."

In its five-minute path of destruction through the city, the tornado left hundreds homeless and five dead. It left the business district practically a shambles, destroying the new City Hall and two new fire engines; it destroyed a new \$265,000 Baptist church, the grade school, the post office, a two-story hotel, and 22 stores. An automobile agency was also destroyed along with 110 new cars, 15 of which had been blown over onto a new freeway underpass just built in the heart of the city. Some 200 homes were destroyed or badly damaged. The total financial loss was estimated at more than two million dollars.

Hale Center Texans will undoubtedly long remember those five minutes as well as the courageous CB operators who, with the aid of their Citizens Band Radio facilities, saved the lives of so many citizens.

**CB'ers in Canada.** CB'er R. A. Tabberer, 17W6327, of Prairie Village, Kansas, was highly impressed with the handling of his request to the Department of Transport in Canada for a Tourist Radio Service license. His two trips into the country during August and September (combining business with a vacation) took him into Ontario, Saskatchewan, and Alberta. He voiced his praises in a letter directed to the DOT, thanking them for the privilege of being able to use his CB gear in Canada "if and when the need arises."

If you are planning a trip into Canada,

be sure to apply for a TRS license at least 30 days before entry, and remember that the DOT wants to know your name and address, your CB call-sign, class of service (Class D), and the period of time you intend to be in the country. Keep in mind also that U.S. CB'ers must follow General Radio Service rules and regulations when operating in Canada, and that only GRS channels 4 through 22 may be used.

In making an application for a TRS license, send your request to the DOT office nearest the Port of Entry at which you plan to enter the country. Address your request to the Regional Superintendent, Radio Regulations, Department of Transport, at one of the following locations:

PORTS OF ENTRY	REGIONAL OFFICE
British Columbia	739 West Hastings St. Vancouver 1, B.C.
Alberta	Federal Building 9820 107th St. Edmonton, Alberta
Saskatchewan, Manitoba, Ontario, east including Port Arthur	Winnipeg General P.O. Bldg. 266 Graham Ave. Winnipeg 1, Manitoba
Quebec	Regional Administration Bldg. Dorval, Quebec
Ontario, excluding Port Arthur and west	25 St. Clair Ave. East Toronto, Canada
New Brunswick, Nova Scotia, Prince Edward & Newfoundland	Federal Building P.O. Box 42 1081 Main St. Moncton, New Brunswick

**Club News.** E.D.C. is the abbreviated reference given to several CB teams in the Lake County, Illinois, area involved in "Emergency Disaster Communications." Lake County is divided into seven areas, each one having an assigned control captain and an assistant in charge of a team. All units are supplied with a directory containing unit names, addresses, call-signs, and

(Continued on page 92)

## Household current from car, boat, plane 12 VDC

Powers 117 VAC TV, phonos, ham rigs, tools, lights, shavers, etc.

FULL 125 WATTS—TOP EFFICIENCY

*Electro gives most for the money:*

- Advanced solid state design — short-circuit proof.
- Stable frequency for phonos, recorders.
- Battery charge indicator light.
- Simple to use—plug in and turn on!
- First line. Delco 2N441 transistors insure dependability, long life.
- Cords total 12 feet for extra reach.
- Fused for battery and inverter protection.
- Backed by Certified Performance Ratings.

Free Bulletin TI-265

ELECTRO PRODUCTS LABORATORIES, INC.  
6125 WEST HOWARD STREET CHICAGO, ILLINOIS 60648

Plugs into 12 volt cigarette lighter socket.  
Model TI-100  
3 1/2" H, 6 1/4" W,  
6 1/4" D.

\$39.95 list, complete

### NEW ELECTRO TRANSISTORIZED INVERTER

See your electronic, appliance, auto, marine supplier. If he's out of stock—send us his name.



FALL EDITION \$1.25  
 1965  
 POPULAR ELECTRONICS  
**ELECTRONIC EXPERIMENTER'S HANDBOOK**

PROJECTS GALORE  
 SCIENCE FAIR  
 AUDIO  
 HOUSEHOLD  
 AUTOMOTIVE  
 TEST EQUIPMENT  
 HI-FI  
 FISHING  
 HAM RADIO  
 CB AND TV

PLUS SPECIAL SECTION  
 "THE FABULOUS DIODES"

NEW MORE POWERFUL TESLA COIL (page 91)



# FALL OUT!

The all-new *Fall* 1965 edition of **ELECTRONIC EXPERIMENTER'S HANDBOOK** is *out*—available to you right now! 148 pages—30 challenging new projects—complete plans, parts lists, how-to instructions, pro tips and techniques. Scintillating entertainment, sheer fun, sure way to sharpen your skills! Clip out coupon and mail *today!*

*NOTE: Electronic Experimenter's Handbook is now published twice yearly—Spring & Fall editions.*

**\$1.25**



**GET THE DELUXE GOLD EMBOSSED LEATHERFLEX-BOUND EDITION...\$3**

A valuable "first"—a collector's item that belongs in your electronics library.

ZIFF-DAVIS SERVICE DIVISION, Dept. EEH  
 589 Broadway, New York, N.Y. 10012

Yes! Send me a copy of the Fall, 1965 **ELECTRONIC EXPERIMENTER'S HANDBOOK** as I've indicated below:

- \$1.25 enclosed, plus 15¢ for shipping and handling. Send me the regular edition. (\$1.50 for orders outside U.S.A.)
- \$3.00 enclosed. Send me the Deluxe Leatherflex-Bound edition. (\$3.75 for orders outside U.S.A.) Allow three additional weeks for delivery.

name \_\_\_\_\_ please print \_\_\_\_\_ PE-125  
 address \_\_\_\_\_  
 city \_\_\_\_\_ state \_\_\_\_\_ zip code \_\_\_\_\_

**PAYMENT MUST BE ENCLOSED WITH ORDER.**

# Have You Seen These New

## New 23-Channel 5-Watt All-Transistor CB Transceiver



Kit GW-14

**\$89<sup>95</sup>**

Assembled GWW-14

**\$124<sup>95</sup>**

23 crystal-controlled transmit & receive channels for the utmost reliability. Low battery drain . . . only .75 A transmit, .12 A receive. Only 2 $\frac{7}{8}$ " H x 7" W x 10 $\frac{1}{2}$ " D . . . ideal for car, boat, any 12 v. neg. gnd. use. "S" meter, adjustable squelch, ANL, built-in speaker, PTT mike, aluminum cabinet. 8 lbs. Optional AC power supply, kit GWA-14-1, 5 lbs. . . \$14.95.

## New Fully Automatic Electronic CW Keyer



Kit HD-10

**\$39<sup>95</sup>**

All-transistor circuitry. 15-60 words per minute. Solid-state switching—no relays to stick or clatter. Convertible to semi-automatic operation. Built-in paddle. Self-completing dashes. Variable dot-space ratio. Built-in sidetone. Keys neg. voltages only, such as grid-block keying. Transformer-operated power supply. Fused. 6 lbs.

## New All-Transistor, 10-Band SWL Portable



Kit GR-43

**\$159<sup>95</sup>**

10 bands tune longwave, broadcast, FM and 2-22.5 mc shortwave. 16 transistors. 6 diodes. 44 factory-built & aligned tuned circuits. Two separate AM & FM tuners, two built-in antennas, 4" x 6" speaker, battery-saver switch. Operates anywhere on 7 flashlight batteries or on 117 v. AC with optional charger/converter GRA-43-1 @ \$6.95. Assembles in 10 hours. 17 lbs.

## New Deluxe 5-Band SSB Ham Transceiver



Kit SB-100

**\$360<sup>00</sup>**

Full SSB-CW transceive operation on 80-10 meters. 180 watts PEP SSB—170 watts CW. Switch select for USB/LSB/CW operation. Operates PTT and VOX; VOX operated CW with built-in sidetone. Heath SB series Linear Master Oscillator (LMO) for true linear tuning. Mobile or fixed operation with appropriate power supply. 23 lbs. . . Accessory mobile mount, SBA-100-1. . . \$14.95.

# Gift Ideas From Heath?


## New 30-Watt Transistor FM Stereo Receiver



**\$99<sup>95</sup>**  
 Kit AR-14  
 (less cabinet)

31 transistors, 11 diodes for transparent transistor sound; 20 watts RMS, 30 watts IHF music power @  $\pm 1$  db, 15-60,000 cps; wideband FM/FM stereo tuner, two pre-amplifiers, & two power amplifiers; compact 3 $\frac{3}{4}$ " H x 15 $\frac{1}{4}$ " W x 12" D size. Assemble in around 20 hours. Mounts in a wall, or optional Heath cabinets (walnut \$9.95, beige metal \$3.95). 16 lbs.


## 66-Watt Transistor AM/FM Stereo Receiver



**\$184<sup>00</sup>**  
 Kit AR-13A  
 Now Only

Just add 2 speakers for a complete stereo system. Boasts AM/FM/FM stereo tuning; 46-transistor, 17-diode circuit for natural transistor sound; 66 watts IHF music power (40 watts RMS) at  $\pm 1$  db from 15-30,000 cps; automatic switching to stereo; preassembled & aligned "front-end" & AM-FM IF strip; walnut cab. 35 lbs.

## New 30-Watt Transistor Stereo Amplifier



**\$59<sup>95</sup>**  
 Kit AA-14  
 (less cabinet)

17 transistors. 6 diodes; 20 watts RMS, 30 watts IHF music power @  $\pm 1$  db, 15-60,000 cps. Accommodates phono, tuner, auxiliary . . . 4, 8, 16 ohm speakers. Bookshelf size: 10 $\frac{1}{4}$ " D x 3" H x 12" W. Install in a wall, or Heath cabinet (walnut \$7.95, beige metal \$3.50). 10 lbs. . . Matching FM/FM stereo tuner available @ \$49.95.



**HEATHKIT 1966**

**New 1966 Catalog!**

Free! 108 pages . . . many in full color . . . describe these and over 250 easy-to-build Heathkits. Save up to 50%. Mail coupon for your free copy.



**Heath Company, Dept. 10-12**  
 Benton Harbor, Michigan 49023

Enclosed is \$\_\_\_\_\_ plus shipping. Please send model(s)

Please send FREE 1966 Heathkit Catalog.

Name \_\_\_\_\_

Address \_\_\_\_\_

City \_\_\_\_\_ State \_\_\_\_\_ Zip \_\_\_\_\_

Prices & Specifications subject to change without notice. **CL-226**



**PERMANENT PROTECTION!**

**POPULAR ELECTRONICS**

**Deluxe Magazine Files that hold a full year's copies!**

Designed to keep your periodicals orderly and easy to refer to. These durable files guard against soiling, tearing, wear or misplacement of issues. They look, feel like leather and are washable! 23kt. gold lettering and exquisite 2-color binding make them highly-decorative additions to your bookshelves.

**Shipped POSTPAID! FULLY GUARANTEED!**  
**Only \$3.50 each—3 for \$10, 6 for \$19!**

Jesse Jones Box Corp., Box 5120, Dept. PE  
 Philadelphia 41, Pa.

Please send me:  
 TITLE QTY. BLACK BACKING/ MAROON BACKING/  
 Popular Electronics \_\_\_\_\_ MAROON SIDES BLACK SIDES  
 \_\_\_\_\_    
 (Other publications shipped in colors available.)

Total amount enclosed \$ \_\_\_\_\_

name \_\_\_\_\_

address \_\_\_\_\_

city \_\_\_\_\_ state \_\_\_\_\_ zip-code \_\_\_\_\_

(Payment Must Accompany Order)

**AIRCRAFT • POLICE • FIRE  
 AM/FM VHF RECEIVERS**

**NEW**

364B covers 26-54 and 88-174 MC in eight overlapping calibrated bands. Advanced circuitry, higher sensitivity, vernier dial drive, large full vision dial. Completely self-contained with internal AC power supply and speaker.



364B  
**\$49.95**

348A transistorized tuneable converter. Powered with self-contained battery. Excellent sensitivity. Designed for use with car, home, or portable radios.

Also complete line of crystal controlled converters for monitoring police, fire, aircraft, etc. signals.



348A  
**\$34.95**



316C AUDIO EQUALIZER  
**\$44.95**

Variable equalizer necessary for professional quality recording or playback. Ideal for use between mixer and tape recorder or tape to tape, etc. Write for details or send \$2.00 for LP demonstration record. Covers tape and disc recording techniques. Refunded with purchase.

Order direct or write for information



20 GLENWOOD  
 CINCINNATI 17,  
 OHIO

CIRCLE NO. 22 ON READER SERVICE PAGE

telephone numbers. Important emergency phone numbers, such as those of the police and fire departments in all the areas involved, plus State Police, Civil Defense and civil offices, are also included. Some team members act as field men for the Red Cross and participate in emergencies by looking the situation over, then making a report to the control captain, who, in turn, notifies the Red Cross and advises them of specific needs to cover the situation.

The St. Anthony's CB Emergency Group, Denver, Colo., was organized in August, 1962, by St. Anthony's Hospital for the purpose of using CB radio as a means of communicating in conjunction with Civil Defense. According to the setup, convoy leaders are to determine the use of one of three routes to escort doctors, nurses, anesthetists, and other personnel to a Civil Defense hospital located underground at Georgetown, Colorado. The hospital is completely stocked with all items vital in a time of disaster. Communications involving CB'ers are to include the passing of information from a base station at the hospital to relay stations at Bergen Park, Squaw Mountain, Empire, and Georgetown. The relays would be tied in with the mobile rigs in each member's auto. Every fourth Sunday of the month, at 5 a.m., CD test runs are held by the group. In order to qualify as a participant, each member must have a CB transceiver and be licensed to operate his gear under CD and FCC regulations. Each member is also registered with Civil Defense and carries an identification card.

CB Chatterbox editor Don Cortright, Cereal City Citizens Radio Club, Inc., Battle Creek, Mich, advises that the club has received a license from the FCC for 75 units. The purpose of the application was to enable members to continue to use channel 3 for club business without infringing upon interstation restrictions. Use of the club call-sign has been restricted to members for club activities, and is being handled under the control of the executive board. Only members who sign an agreement to the above (which Don states is required by FCC regulations) are issued a unit number.

**1965 OTCB Club Roster.** The following list of clubs reporting in for the first time wraps up our tabulations for this year. If your CB club has not been listed in this column, or if your group has not reported during 1965, start the new year right by sending the details now to: 1966 Club Roster, POPULAR ELECTRONICS, One Park Avenue, New York, N. Y. 10016.

**Chicago, Illinois:** Four Points Radio Organization. Club publishes a well-written monthly newspaper, *The Four Pointer*. Staff includes Warren Shulz, editor; Ed Schwartz,



# NEW Heathkit® All-Transistor 23 Channel 5-Watt CB Transceiver



Kit  
**\$89<sup>95</sup>**

LESS AC  
POWER  
SUPPLY  
\$10.00

Factory Assembled  
**\$124<sup>95</sup>**

## Transceiver Kit & 46 Crystals . . . \$169.90!

- ★ 23 crystal-controlled transmit & receive channels
  - ★ 14 transistor, 6 diode circuit for cool, instant operation and low battery drain—.75 A transmit, .12 A receive
  - ★ Full 5 watt performance . . . minimum of 3 watts RF output, plus 3 watts audio modulating power
  - ★ Front panel "S" meter indicates signal strength & relative power output . . . aids in alignment
  - ★ Adjustable squelch control eliminates speaker hiss during standby
  - ★ Automatic noise limiter minimizes noise from ignition systems, electric motors, etc.
  - ★ ½ uv sensitivity for 10 db signal plus noise to noise ratio
  - ★ Built-in PM speaker
  - ★ Easy to build with circuit board construction
  - ★ Attractive TURNER ceramic PTT microphone
  - ★ Handsome die-cast, chrome-plated front panel with rust-resistant aluminum charcoal gray cabinet
  - ★ Includes power cables & crystals for 1 channel (Specify) and gimbal mount for versatile installation
  - ★ Base mount AC power supply for "fixed" station available soon
- Kit GW-14, 8 lbs. . . . . **\$89.95**  
 Assembled GWW-14, 9 lbs. . . . . **\$124.95**  
 Kit GWA-14-1 AC Power Supply for "fixed" station operation . . . . . **\$14.95**



### Compact "Fit-Anywhere" Size!

Only 2 7/8" H x 7" W x 10 1/2" D . . . ideal for car, boat, jeep, tractor, any mobile installation.

### Complete 23-Channel CB Crystal Pack . . . \$79.95!

Regular \$135.70 value! 46 transmit & receive crystals for complete GW-14 operation. Order GWA-14-2, 1 lb.

### 4 Money-Saving Reasons To Buy Heathkit CB!

1. New Lower Prices On All Units
2. 5% Discount On Any Two 5-Watt Unit Buy
3. New Lowest Cost All-Transistor 5-Watt Transceiver . . . Kit Or Wired!
4. Lowest Crystal Prices . . . \$1.99 Each With Order Of One Or More Transceivers!

FCC license required. Use must comply with Part 95 FCC Regulations.



## NEW!

### Free 1966 Catalog

108 pages . . . many in full color . . . describe these and over 250 easy-to-build Heathkits. Save up to 50%. Mail coupon for your FREE copy.

Heath Company, Dept. 10-12 Benton Harbor, Michigan 49023

Enclosed is \$ \_\_\_\_\_, plus postage.

Please send model(s) \_\_\_\_\_

Please send FREE 1966 Heathkit Catalog

Name \_\_\_\_\_

Address \_\_\_\_\_

City \_\_\_\_\_

State \_\_\_\_\_

Zip \_\_\_\_\_

Prices & Specifications subject to change without notice.

GX-142R

CIRCLE NO. 16 ON READER SERVICE PAGE

The BIG  
Difference in  
Citizens Band  
Units is...



**JOHNSON'S  
UNMATCHED  
RELIABILITY!**



For personal or business use, no other equipment equals the day-in day-out dependability of Johnson "Messenger" Two-Way Radios. "Messengers" are designed to deliver maximum performance, even under extreme operating conditions. Before you buy—take a long look at the Johnson quality line—or better yet, talk to any "Messenger" owner. You'll see why dollar for dollar, Johnson is your best buy! Easy to install, easy to operate, license issued on request.

See your nearest  
Johnson Dealer/Distributor  
or write for complete information.



**JOHNSON**

**E. F. JOHNSON CO.**

1293 TENTH S.W. • WASECA, MINN.

CIRCLE NO. 21 ON READER SERVICE PAGE

REACT editor; and Dan Sonneborn, junior auxiliary editor. Club president is Don Hahn.

*Lowell, Massachusetts:* Highway Emergency Locating Plan. Organized last July, the main purpose of this group is to aid motorists in distress. They monitor channel 9, and are presently organizing chapters across New England and Massachusetts. The Lowell H.E.L.P. group is the only rescue organization in Lowell currently approved by the Mayor. Present officers are: Raymond Reynolds, KBD0312, regional director; Daniel Enis, KKA9973, assistant regional director; Michael Lekakos, KKA-6667, membership director; Ted Macopoulos, KMA0535, treasurer; and Lester Griffin, KKA8502, control monitor.

*Somers Point, New Jersey:* Coastal Communications League. Organized in March, 1963, this club was immediately called in by Civil Defense to assist in a fire emergency—a dry spell had created several fires in woods and farm areas. Members used walkie-talkies on fire trucks, on their own mobiles, and at a base station, and covered the area for 48 hours in search of additional fire hazards. Since then CCL members have aided the New Jersey Marine Police in locating missing or overdue boats on the river and in the bay area, and have participated in traffic control at special events. Officers include: Edward Leopold, president; Paul Heriegal, first vice president; William Hodson, second vice president; Cathy Heriegal, secretary; Marie Cramer, treasurer; and a five-member board of directors.

Other clubs reporting: In *London, Kentucky*, Laurel 11 Meter Club; in *Bethesda, Maryland*, Radio Associates of Montgomery County, Inc.; in *Woodbridge, New Jersey*, Raritan Area REACT; and in *Norristown, Pennsylvania*, the Junior Citizens Band Club.

I'll CB'ing you—next year!

—Matt, KHC2060



Rispoli

# 'Round The World Cruise Only \$159.95



**DEPARTURE TIME:**  
10 Hours After  
Opening The Carton

## Travel Anywhere In The World, First-Class, On Longwave, Standard AM, FM, and 7 Shortwave Bands with this New Heathkit All-Transistor Portable

**Tour The Voice Capitols Of The World.** Your round-trip ticket to unsurpassed global listening is always ready when you own this superb new Heathkit 10-Band Portable Radio. Seven Bands tune 2-22.5 mc shortwave, marine and amateur stations. Longwave 150-400 kc tunes aircraft and marine stations. FM Band, 88-108 mc—full coverage—full fidelity. Standard AM band 550-1600 kc. All with a sharpness of tuning that permits receiving stations you've never heard before.

**16 Transistors, 6 Diodes, 44 Factory-Built And Aligned RF Circuits** assure cool, instant operation, superior performance, long life, and easy assembly. Two separate AM and FM tuners are ready to drop into place (the FM tuner and IF strip are the same components used in deluxe Heathkit FM Stereo equipment).

**Two Built-In Antennas**... one in carrying handle for AM, and 5' telescoping whip for FM and Shortwave.

**Convenient, Versatile Controls.** Like the Battery-Saver Switch that reduces power to 150 milliwatts for normal indoor listening (cuts battery drain as much as 35%), or boosts power to 500 milliwatts for strong, outdoor reception. The handsome rotating turret dial scale is directly driven by a 10-position selector, permits easy viewing of any single band (a log scale is provided for re-locating unknown stations). There's a battery saving Dial Light switch for nighttime use; Automatic Frequency Control with on-off switch for drift-free, accurately tuned FM; a big, 8½ revolution Tuning knob easily separates stations; a combination on-off-volume

control; and a continuous Tone Control for listening as you like it.

**Big 4" x 6" Speaker,** plus earphone for private listening.

**Inexpensive, Flashlight Battery Power.** Uses 6 "D" size batteries to operate the radio, plus 1 "C" battery for the dial light (batteries not included). Also operates on 117 VAC with the optional converter/charger available.

**Deluxe Styling Matches Its Deluxe Performance.** Jet black extruded aluminum front and back panels contrast with luxurious chrome-plated, die-cast end pieces to present a rugged, handsome unit you'll be proud to take anywhere. Hinged front and back panels open and close easily thanks to special magnetic edges... no cumbersome snaps or latches. Inside the front panel you'll find a hard-bound "listener's guide" book containing frequencies of worldwide Shortwave and U.S. FM stations plus a special map for easy conversion of world time zones. It travels snugly in its own special slot in the front panel.

**Build It In 10 Hours Or Less!** Since the two tuners and all R.F. circuits are preassembled and factory-aligned, you merely mount this entire section on the chassis and wire 3 small circuit boards. The lucid Heathkit Construction Manual and thoughtful design make it easy to complete without special tools or instruments.

**Send For Your World Tour Ticket Now**... use the coupon below to order your new Heathkit 10-Band Portable. **KIT GR-43, 17 lbs.**.....\$159.95

<p><b>FREE! 1966 Heathkit Catalog</b></p>  <p>108 pages... many in full color... describe this and over 250 other easy-to-build Heathkits. Save up to 50%. Mail coupon for your FREE copy.</p>	<p><b>HEATH COMPANY, Dept. 10-12</b> Benton Harbor, Michigan 49023 In Canada: Daystrom, Ltd., Cooksville, Ontario</p> <p><input type="checkbox"/> Enclosed is \$_____ plus shipping. Please send GR-43 portable. <input type="checkbox"/> Please send FREE Heathkit Catalog.</p> <p>Name _____ Address _____ City _____ State _____ Zip _____</p> <p>Prices &amp; specifications subject to change without notice. <b>GX-143R</b></p>
---	---

CIRCLE NO. 16 ON READER SERVICE PAGE

# NOW PERSONAL TV LISTENING



You Can Enjoy TV... Or Ignore It

With the

## TELEX TV LISTENER

Enjoy television in private without disturbing others. Full rich sound through a comfortable, lightweight individual earphone. Others don't hear a thing. Keeps house quiet and peaceful during noisy Westerns and children's programs. Ideal for late night viewing after family is asleep. Switch sound on or off, and control volume remotely from your chair. 15 ft. listener cord and 4 ft. Earset® cord. Tune down commercials. Perfect for the hard of hearing, motels, institutions. With extra Earset® two can listen. See your local dealer.

A Product of Sound Research



TELEX/Acoustic Products

COMMUNICATIONS ACCESSORIES

Dept. 8-L 3054 Excelsior Blvd. • Minneapolis 16, Minn.

CIRCLE NO. 40 ON READER SERVICE PAGE



## PULSE POWER PACK

(Continued from page 46)

different color wire for each lead to avoid confusion. It's also a good idea to lace the wires as shown, to facilitate mounting and removal of the circuit board.

As a final word, observe that the two 1" standoffs are secured with the bottom screws of the power transistors. If you happen to use metal standoffs, do not let them come in contact with any of the components on the circuit board. If you can get non-metallic standoffs, you should do so.

**Operation.** After you have completed the wiring, check out the unit thoroughly before plugging it in, and thus save yourself from a possible headache later on. Connect the output jacks (*J3* and *J4*) to the tracks (at this point polarity doesn't matter).

Before turning the power switch on, set the *CRAWL* switch (*S2*) to the off position, and flip the *DIRECTION* switch (*S4*) to *FWD*. Also, turn the *THROTTLE* control fully counterclockwise but without turning off the switch that's ganged to it (you will hear a distinct "click" if the switch is turned off).

Now, flip the *PWR* switch to on. If the trains move at all, *R13* is too high in value and must be reduced. Successively try a smaller resistor (reduce the resistance by about 10% in each step) in place of *R13* until you find one that will just cause the train to stand still. When you do, leave that resistor in. Slowly rotate the *THROTTLE* clockwise; the train should start up and run forward. If it runs backwards, simply reverse the leads to the tracks.

Turn the throttle counterclockwise, but without flipping *S3* off. Then turn the *CRAWL ADJ* knob fully counterclockwise and flip *CRAWL* switch *S2* to on. Your train might growl a little but it should not move. Now slowly rotate the *CRAWL ADJ* knob clockwise until the train begins to crawl real nice and slow. As you give it some throttle, your train will increase in speed realistically—as if it were coming out of Grand Central Station.

# FOR CBers

## PRO-27 CB BASE STATION ANTENNA

Looking for a CB Base Station Antenna that outperforms all others?

Be a Pro—  
Use a Pro!

### YOU'VE FOUND IT!

- Only CB base station antenna with tunable matching for exceptionally low 1.1 to 1 SWR
- Field strength exceeds every other colinear antenna
- .64 wave length for extremely low angle of radiation.
- Tested under all conditions
- Heavy duty aluminum and steel construction

The Pro-27 has a combination of mechanical and electrical features that can't be beat. See it at your distributors, or write for literature

### NEW-TRONICS CORPORATION

3455 Vega Avenue

Cleveland, Ohio 44113

"the home of originals"

CIRCLE NO. 27 ON READER SERVICE PAGE

Slow down the throttle as you come in to a station and let the train crawl a bit. When you are ready to stop, just rotate the throttle fully counterclockwise until S3 clicks off for a full stop. With a bit of practice you'll soon be driving your train like the old pros and enjoying many hours of real pleasure. Man, that's railroading!

-30-

## QUICK CURES

(Continued from page 58)

playback. Probably a magnetized playback head, erasing away the signal as it is recorded. Use a head degausser.

**8** Squealing, when tape is moving. Probably a glazed spot on a pressure pad or tape guide. Use head cleaner on a Q-tip and soak the pads. Let dry before using.

**9** Jerky tape motion. Could be sticking brakes on feed-reel spindle. Adjust but *do not oil*. Recorders today seldom need oiling.

**10** No highs. A common problem. Could be caused by magnetized heads, by a playback head out of alignment, by loss through an over-long cable connecting recorder to source, or by use of a microphone to pick up the sound of a loudspeaker instead of a direct connection to a high-level output.

Highs sometimes are lost in the input cables when two sources are joined with a "Y" connector.

**11** No playback, no record, no nothing. Tubes or indicator lights dark. Baffling to the beginner, this is one of the easiest things to fix. Check the a.c. cord—is it plugged in? Turn on a light—maybe your current is off. Check the fuses in the basement. Plug a lamp into the same socket as the recorder. If it lights, you know you've got power to the recorder. Check for a fuse on the recorder. It may be blown. If the tape motor operates but the tubes won't light, look for another fuse on the electronic chassis. Also, suspect a fuse if the tubes light but the motor won't run.

Fuses *do* blow occasionally for no apparent reason, and a blown fuse does not necessarily indicate trouble. But two in a row mean something is definitely amiss, and it's time for you to call a repairman.

-30-



"If I don't like a program, I just shut it off."



## Pre-tuned / pre-packaged IF strip

Model 8902 pre-tuned 455 KC IF strip provides excellent gain (55 db) and selectivity (6 db bandwidth: 8 KC). No alignment is required. Included among the 21 components on the PC board are a mechanical filter, 2 transistor amplifiers and a diode detector capable of driving earphones. Overall dimensions:  $\frac{1}{2}$ " x  $\frac{1}{2}$ " x  $1\frac{1}{2}$ ".

Model 8901 input IF transformer adapts the IF strip for use with a converter in capacity detectors, AM and CB receivers. Both units are included for \$5.75 net.



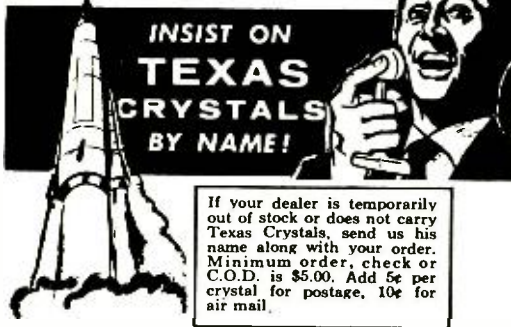
## J. W. MILLER COMPANY

5917 SO. MAIN STREET • LOS ANGELES, CALIFORNIA 90003

NOW ON DISTRIBUTOR SHELVES

CIRCLE NO. 24 ON READER SERVICE PAGE

**CRYSTALS are not  
all the same!**



If your dealer is temporarily out of stock or does not carry Texas Crystals, send us his name along with your order. Minimum order, check or C.O.D. is \$5.00. Add 5¢ per crystal for postage, 10¢ for air mail.

**T**exas Crystals quality is outstanding as evidenced by use in numerous government space projects where there's no compromise with quality, reliability or accuracy. The same dependable performance is yours for CB operation on all 23 channels at only \$2.95 per crystal.

Send for Free Catalog with Circuits



**TEXAS  
CRYSTALS**

A Division of Whitehall Electronics Corp.  
1000 Crystol Drive 4117 W. Jefferson Blvd.  
Fort Myers, Florida Los Angeles, California  
Phone 813 WE 6-2109 Phone 213 731-2258

CIRCLE NO. 41 ON READER SERVICE PAGE

**The computer industry  
has a job for you**

- Put your experience in electronics to work for you by applying for advanced standing in our 50-week computer technician course
- Earn while you learn. Part time jobs for students are available in Control Data's computer assembly plants
- Train in our two computer systems labs and our four fully-equipped peripheral equipment labs
- New classes start January 3 and every two months thereafter

**CONTROL  
DATA  
INSTITUTE**

**CONTROL DATA  
CORPORATION**

Registrar, Dept. PE, Control Data Institute  
3255 Hennepin Ave., Minneapolis, Minn. 55408  
Please send me brochure and application blank.

Name \_\_\_\_\_  
Address \_\_\_\_\_  
City \_\_\_\_\_ State \_\_\_\_\_ Zip No. \_\_\_\_\_

CIRCLE NO. 48 ON READER SERVICE PAGE

**SOLID STATE**

(Continued from page 76)

voltage-divider  $R2-R3$  bypassed by  $C3$ , in conjunction with emitter resistor  $R1$ ; this resistor also acts to "float" the emitter above ground. Capacitor  $C4$  serves as a bypass across the power source.

The frequency of operation is determined by the tank circuit comprised of  $C2$  and the primary of current-controlled inductor  $T1$ . Because the inductance of  $T1$ 's primary coil is a function of the control current applied to its secondary winding, it follows that the oscillator frequency is controlled directly by the applied control current. The output signal is inductively coupled from the resonant tank through  $L1$ .

The components used in this circuit are by no means inexpensive. Transistor  $Q1$  is a 2N1493 *npn* r.f. type. Transformer  $T1$  is a Vari-L MP-1 current-controlled inductor; this unit has a primary inductance of 0.1  $\mu$ h. when no control current is present and 0.051  $\mu$ h. with a control current of 60 ma. Coil  $L1$  is a hand-wound "hairpin" coil mounted in close proximity to the tank circuit. All resistors are half-watt composition types. Capacitors  $C1$  and  $C2$  are small ceramic type trimmers, while  $C3$ ,  $C4$  and  $C5$  are low-voltage ceramic disc capacitors. The power source is not critical and d.c. or battery supplies of from 10 to 20 volts can be used.

As is true of all VHF circuits, careful layout and "clean" lead dress are essential for optimum performance. Signal leads should be kept as short and direct as is practicable, to keep distributed capacities to a minimum. However, as long as good wiring practices are observed, the builder can follow his own inclinations with regard to construction methods.

Capacitors  $C1$  and  $C2$  are adjusted after the wiring has been completed and checked. In general,  $C1$  is adjusted for best operation under load, while  $C2$  is adjusted to establish either the upper or lower frequency limit (with the control current either at maximum or minimum). Afterwards, the desired operating frequency can be obtained by adjusting the control current itself. Approximately 4.5 volts are required to furnish the required maximum control current. If a d.c. source is used, the circuit will oscillate at a fixed frequency established by the control current amplitude. If an a.c. source is used, the circuit will "sweep" through a given frequency range at a sweep rate determined by the frequency of the a.c. source.

**Transitips.** Almost every experimenter knows that source and load impedances *must be matched* for optimum circuit performance and for maximum power transfer between, say, an output amplifier and its loudspeaker load. This is true whether we are dealing with d.c., a.c., audio, or r.f. circuits. Of all these circuits, the high-frequency r.f. ones are the most critical. At d.c., low a.c., and audio frequencies, an *exact match* is not as essential as you might suppose and, in practice, fairly good results can be obtained with a relatively poor impedance matching.

No, your textbooks aren't wrong! Maximum power transfer *does* occur when impedances are matched, but the loss of

power with even a relatively large mismatch may be negligible. An example will illustrate our point. Referring to Fig. 3, we have a 10-volt d.c. source with an internal resistance ( $R$ ) of 100 ohms, and a choice of three possible loads: 100 ( $R_1$ ), 200 ( $R_2$ ), and 50 ( $R_3$ ) ohms. Let's see what happens as each load is connected to the source.

When  $R_1$  is connected, the total resistance in the circuit is 200 ohms. Using Ohm's law for d.c. power,  $P = E^2/R$ , we can determine that a total of 500 milliwatts is developed. Half of this, 250 milliwatts, is delivered to the load, while the other half is dissipated internally by  $R$ .

Now, suppose we double our external load and connect a 200-ohm load ( $R_2$ ) in place of  $R_1$ . Again, using the d.c. power law, we can determine that approximately 333 milliwatts are developed—two-thirds of which (222 milliwatts) is delivered to the load. Compared with the 250 milliwatts for the matched load impedance ( $R_1$ ), you can see that the difference is only about 10%.

Now, let's cut the load impedance in half and connect the 50-ohm load ( $R_3$ ) in place of  $R_1$ . Applying the same mathematical equation, we find that approximately 666 milliwatts are developed this time, only one-third of which is delivered to the load (222 milliwatts). As you can see, it doesn't make

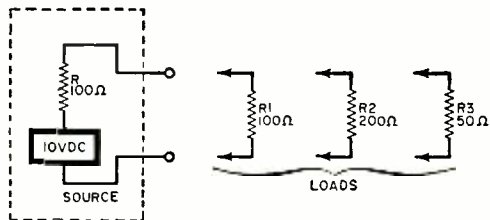


Fig. 3. Source and loads used to demonstrate wide latitudes of impedance mismatch that can be tolerated when operating in the low-frequency spectrum.

**Otto Werk  
sent in  
this  
coupon**

**UNIVERSITY SOUND**

Desk M-54, P. O. Box 1056  
Oklahoma City, Oklahoma

- Send me the UNIVERSITY Hi-Fi Guide
- Send me the MUSTANG STORY

NAME \_\_\_\_\_  
ADDRESS \_\_\_\_\_  
CITY \_\_\_\_\_  
STATE \_\_\_\_\_ ZIP \_\_\_\_\_

# Look what he got!

Lots of help . . . right from the horse's mouth, 'cause now University's got a Mustang! Plus a corral full of other speakers. University speaker guides showed him how to choose a speaker system, how to build a custom system with separate speakers—and much more! Send for these guides right away. You'll be an expert too. Just like a smart Dane named Otto.




**UNIVERSITY SOUND**  
A DIVISION OF LTV LING ALTEC, INC.  
9500 W. RENO, OKLAHOMA CITY, OKLA.

CIRCLE NO. 44 ON READER SERVICE PAGE

**FREE** **ALLIED**

**MONEY-SAVING 508-PAGE  
1966 ELECTRONICS CATALOG**



**send for it today!  
SAVE MOST ON:**

Stereo Hi-Fi; Famous Knight-Kits®; Tape Recording; CB Radios; FM & AM Radios; Portable TV; Ham Gear; Automotive Electronics; Test Instruments; Tools, Parts, Tubes, Transistors—including products and values available only from Allied! Easy terms on the Allied Credit Fund Plan. Write for FREE Catalog today!

**ALLIED RADIO**

**FREE**

**SEND  
COUPON  
TODAY**

**ALLIED RADIO, Dept. 3-M**  
100 N. Western Ave., Chicago, Ill. 60680

Send FREE 1966 Allied Catalog

Name \_\_\_\_\_

PLEASE PRINT

Address \_\_\_\_\_

City \_\_\_\_\_ State \_\_\_\_\_ Zip \_\_\_\_\_

**CIRCLE NO. 1 ON READER SERVICE PAGE**

**THE RAVEN HAS ARRIVED**



**New Browning CB  
Mobile Unit.**

- ◆ Distinctive new styling.
- ◆ 23-channel operation, crystal controlled.
- ◆ Nuvisor cascode front end.
- ◆ No synthesized circuits.
- ◆ Twelve tubes. ◆ Two transistors.
- ◆ Five diodes. ◆ Only 4" high, 10 3/4" wide, 8" deep.

See the Raven at your franchised Browning Service Center now.  
Write Browning for complete literature and specifications.



**browning**  
LABORATORIES, INC.

Dept. PE12, 1269 Union Ave., Laconia, N. H. 03246

**CIRCLE NO. 5 ON READER SERVICE PAGE**

any difference which way you go, a 50% mismatch only results in a 10% loss of power to the load.

In practical terms, this means that the hobbyist has a good deal of leeway when choosing substitute components, particularly where audio output transformers and loudspeakers are concerned. For example, if your circuit calls for a 1000-ohm center-tapped transformer, and you have only an 800-ohm unit on hand, you can use the latter without a noticeable loss of power. Similarly, if your transformer has a tap for an 8-ohm loudspeaker, but your speaker has a 6-ohm voice coil, you can use it without trouble. Normally, up to a 50% mismatch in load impedance will not cause any noticeable distortion.

There are exceptions, of course. If an amplifier is operated near its maximum output, a smaller-than-normal load impedance may cause distortion. Where inverse feedback or carefully balanced output circuits are used, as in critical high fidelity amplifiers, a severe mismatch can result in a change in the circuit's frequency response. Finally, a high load impedance in high-power circuits can result in dangerously high primary voltages being present; this could damage transistors or other components.

**Product News.** Motorola Semiconductor Products, Inc. (Phoenix, Ariz.) has expanded its line of low-cost plastic-encapsulated silicon transistors to include *pnp* as well as *nnp* types. The new *pnp* units include the MPS706, MPS834, MPS2894, MPS3639 and MPS3640. All are switching types, which means that they can be used at r.f. and audio frequencies as well.

If you're interested in developing fair amounts of power in the UHF region, and if price is no object, you might consider the new PT4690 power transistor recently introduced by TRW Semiconductors, Inc. (14520 Aviation Blvd., Lawndale, Calif.). An *nnp* silicon planar type, the PT4690 can deliver up to 6 watts at 250 mc. with a gain of 8.5 db . . . and 6 watts at 400 mc. with a gain of 5.0 db.

While on the subject of high frequencies, Texas Instruments, Inc. (13500 North Central Expressway, Dallas, Texas) is now producing a pair of transistors capable of delivering a usable amount of power at up to 2.5 gc. (*gigacycles*). Designated as types TIXS12 and TIXS13, the units offer a guaranteed power output of 250 milliwatts at 1.5 gc. and, as oscillators, are capable of driving harmonic generators to provide power at 12 gc. and beyond.

That closes our story for now. Have a Happy Holiday Season!

—Lou



## AMATEUR RADIO

(Continued from page 74)

measurements. But be very careful in making them; the voltages in amateur gear are high enough to kill.

**FCC News.** After extending the time for filing comments and counter comments on FCC Docket 15928 which would modify amateur regulations (it was reviewed in our July column), the FCC is now considering the proposals contained in this Docket in the light of the over 2000 comments received on it. One interesting effect of the proposals, which will not go into effect under any circumstances for at least a year, is the 10:1 increase in the number of amateurs now taking the Extra Class exam.

The consensus of those taking the exam is that the 20-wpm code test is easier than the written test—probably because most applicants are prepared for the code test. But many applicants underestimate the scope of the written test. From personal experience, we can report that simply being able to answer the questions in the Extra Class section of the ARRL *License Manual* is not sufficient preparation for the test. The questions in the actual examination are often completely different from those in the *License Manual*. Furthermore, one of the examination questions may require combining the information contained in a couple of *License Manual* answers. In addition, the applicant is asked to draw ten of the diagrams shown in the General and Extra Class sections of the *License Manual*.

However, by using the *License Manual* as a study guide in conjunction with the ARRL *Radio Amateur's Handbook* or a similar text, you should be ready to pass the Extra Class written examination within a few months. The big secret is to read each question in the *License Manual* and refer to the *Handbook* index for the pages on which the subject is covered; then study these pages until you understand both the answer and the theory behind it.

**News From the Club Papers.** The Denver Radio Club's *Round Table* reported

Get Your First Class Commercial

# F. C. C. LICENSE QUICKLY!

Career opportunities in *communications electronics* are almost unlimited. Prepare now. Let Grantham train you—by correspondence, or by classroom and laboratory instruction. Get your *first class commercial* F. C. C. license in as little as 4 months, or at a slower pace if you prefer. Then, continue in more-advanced electronics training if you wish. Diploma awarded. Our catalog gives full details.

Learn how our training can prepare you for your F. C. C. license; write or telephone the School at any one of the teaching divisions listed below, and ask for "Catalog 53."

### Grantham School of Electronics


1505 N. Western Av., Hollywood, Cal. 90027  
(Phone: HO 9-7878)

408 Marion Street, Seattle, Wash. 98104  
(Phone: MA 2-7227)

3123 Gillham Road, Kansas City, Mo. 64109  
(Phone: JE 1-6320)

818-18th St., NW, Washington, D.C. 20006  
(Phone: 298-7460)

## SMALL PACKAGE BIG PUNCH!



### INTERNATIONAL Model MO TRANSCEIVER FOR CITIZENS RADIO SERVICE

The International Model MO Citizens Radio transceiver, custom designed for mobile installation, provides instant push-to-talk crystal controlled operation on any 6 channels with full 5 watts power input.

The new compact control head provides complete remote controlled operation. Solid-state crystal switching circuit. Operating channel is indicated by an illuminated button on control head. Tubes and silicon transistors combined to provide a trouble-free circuit.

See the International  
Model MO at your dealer.

FCC Citizens Radio license required.  
All use must conform with Part  
95, FCC Rules and Regulations.



CRYSTAL MFG. CO., INC.

6110 1/2th Street, N.W., Seattle, Wash. 98107

CIRCLE NO. 18 ON READER SERVICE PAGE

# Back Issues Available

Use this coupon to order back issues of **POPULAR ELECTRONICS**

We have a limited supply of back issues that can be ordered on a first-come, first-served basis. Just fill in the coupon below, enclose your remittance in the amount of 50¢ each and mail.

ZIFF-DAVIS SERVICE DIVISION  
Dept. BCPE 589 Broadway  
New York 12, New York

Please send the following back issues of **POPULAR ELECTRONICS**.

I am enclosing ..... to cover cost of the magazine, shipping and handling.

Month ..... Year .....

Month ..... Year .....

Month ..... Year .....

Name .....

Address .....

City ..... Zone ..... State .....

No charge or C.O.D. orders please. PE

## OUR GOAL: TO HELP YOU BUILD A TV CAMERA!! (For less than \$40)

Enjoy the fun of building your own LIVE TV camera. Most of the components can be found right in your own junkbox. We furnish only the hard-to-locate parts and easy-to-follow construction plans. INTERESTED?? Send 10¢ for more info.

Box 396P    **ATV RESEARCH**    So. Sioux City, Nebr.

# ELECTRONICS

## COYNE ELECTRONICS INSTITUTE

A quarter million dollars worth of equipment. Non-Profit Institute—Est. 1899. Courses: Electronics • Electricity • TV-Radio • F.C.C. • Electronics Engineering Technology. Mail coupon or write for **FREE BOOK**, "Your Opportunities in Electronics." No Salesman will call.

**COYNE ELECTRONICS INSTITUTE** Educ. Serv. Dept. 95-M  
1501 W. Congress Parkway, Chicago, Ill. 60607

NAME \_\_\_\_\_ PHONE \_\_\_\_\_

ADDRESS \_\_\_\_\_ AGE \_\_\_\_\_

CITY \_\_\_\_\_ STATE \_\_\_\_\_

that, on April 22, the Society for the Prevention of Blindness asked Jim, WAØCHT, for help in locating a cornea needed to restore the eyesight of a woman. Through the Eye Bank Network and Ted, WØNTI, a fresh cornea was rushed by plane from Iowa City to Denver the next morning, and the operation was successfully performed that evening.

A San Francisco Radio Club *News* item would seem to refute the generally held belief of Advanced Class licensees that the FCC's proposal to renew Advanced Class licenses as General Class licenses is unfair. It reported that in the question and answer period following a speech by Mr. William Grenfell, W4GF, of the FCC, at the ARRL National Convention at San Jose, Mr. Grenfell pointed out that immediately after the last Advanced Class examination was given in December, 1952, the essence of the Advanced Class examination was included in the General Class examination. In other words, any amateur who has qualified for a General Class license since 1953 actually holds an equivalent to the old Advanced Class license. The FCC's proposal to abolish the Advanced Class license completely, therefore, appears to be merely the recognition of an existing fact.

During a 20-meter contact with Bob, OX4FR, on August 25, he told us that all U.S. personnel operating in Greenland would henceforth be using the prefix "OX" at the "request" of the Danish Government. This information was later verified by the ARRL and the FCC. Bob, formerly KG1FR, also said that it is necessary to include a stamped self-addressed reply envelope with your QSL card to the station for a quick reply, because their postage funds are very limited.

### News and Views

**Bill Dundas, WN2TDA**, 2 Stiles, Painted Post, N. Y., runs 60 watts to a 30-year-old transmitter and receives on a Hallicrafters SX-110. The old exhaler must work, because Bill has 20 states, Guatemala, Puerto Rico, and Canada in his logbook. A dipole antenna does the yard work, while a Heathkit DX-60 transmitter and a Lafayette HA-230 receiver occupy the back-up positions. . . . **Mike Zuhajewski, WABMCO**, Rte 3, Paw Paw, Mich., says he is going broke answering letters since an item on his effective station appeared in "News and Views," but he still offers help to prospective amateurs. His 8'-high "long wire" has now made 51 contacts in nine states and Canada, but he has discovered that eight to 16 watts doesn't get out as well as 50 watts! . . . **Allan Sarkin, WN6PTT**, 9115 S. Strub Ave., Whittier, Calif. operates on 80

meters using a surplus ARC-5 transmitter with a crystal-controlled adapter. He receives on either a BC-454 receiver or a Knight-Kit R-55 helped along by a surplus FL-30 audio filter between the receiver and his phones for increased selectivity. Allan is quite concerned about the many attempts by certain groups to detach the hams from the 10-meter band. At the same time, he points out one way to combat these efforts: use the band.

**Clair "Bruce" Bruce, WN7DAJ**, Box 346, Hebo, Ore., works 80 and 40 meters with his Johnson "Ranger" transmitter and National NC-125 receiver, and separate dipole antennas about 40' high. Bruce has 24 states and Japan, and will work you if you need an Oregon contact . . . **Jerry Van Vector, WNØLYO**, 611 10th St., Spearfish, S. D., has worked 32 states and a handful of VE6's and 7's. He'll sked you if you're looking for South Dakota on 40 meters (preferably) or 15 meters, although his call letters will probably be WAØLYO when you read this. Jerry uses a Knight-Kit T-150A transmitter, a Hy-Gain 14AVQ vertical antenna, and a Lafayette HE-30 receiver . . . **Nusrul Malayuthro Adams, #7C Pemuda St., Padang, Minang, Kabau, Indonesia**, is very much interested in amateur radio but unfortunately the Indonesian government doesn't share his enthusiasm at the moment; so his chances of getting on the air in the immediate future don't look very bright. But one or two of you might like to write to him to give him the "scoop" in the U.S.A. We would suggest keeping the comments nonpolitical.

**David Cherry, WN1DGJ**, 34 Linden Ave., Wakefield, Mass., celebrated passing his General examination by writing to us. With his Novice career drawing to a close. Dave's logbook shows 32 states, including California and Oregon, Canada, Puerto Rico, and Mexico, all worked on 80 meters. He used an EICO 720 transmitter, Conar 500 receiver, and an 80-meter dipole, 30' high. Occupying prominent spots on his shack wall are a 20-wpm code certificate and a Rag Chewers Club certificate . . . **Henry Wilkens III, WA5LBM**, 4402 Oakside, Houston, Texas, is one of those who have another hobby besides ham radio. It's "sky diving"—that's jumping out of an aeroplane and hoping your parachute opens—but he says it isn't nearly as exciting as amateur radio! Henry started as a Technician and then got his General ticket. He still works some 6-meter phone with a Heathkit "Sixer" or his Knight-Kit T-60 feeding a 3-element beam, but you will find him more often on 80- or 40-meter CW. A Knight-Kit R-55A and a Hallcrafters SX-71 handle the receiving chores, and his low-frequency antennas are dipoles. An 8' x 10' tool shed in the back yard is the WA5LBM ham shack.

**Emory M. Kiger III, WAØFKD**, Box 26, Nevada, Mo., worked 44 states as a Novice using a Heathkit DX-40 and a Hallcrafters SX-99 receiver. Since getting his General ticket, he has pushed the total up to 48 states worked and confirmed. At present, however, Emory is more interested in traffic handling than completing his WAS . . . **Russ Hobby, WN2SET**, 2732 Harvey Ave., Oceanside, L. I., N. Y., has worked 22 states with his Knight-Kit T-60 transmitter and "Star Roamer" receiver. Russ is studying electronics at RCA Institutes now, which keeps him off the air—except on weekends . . . **Denny Ferguson, WN4WYC**, 212 Piedmont Ave., Rockmart, Ga., spends most of his time on 15 meters, since he has a 3-element beam for that band. A Heathkit DX-40 transmitter pushes electrons up the feedline and a Hammarlund HQ-145C receiver pulls them back down again. Den has worked 45 states, New Zealand, France, and England . . . **David P. Robbins, WN1DTZ**, R.F.D. #3, Belfast, Maine, probably doesn't realize what he is starting when he offers to sked anyone needing Maine on 15, 40, or 80 meters. Everybody needs Maine! Dave transmits on a Hallcrafters HT-40 running 75 watts to feed a

## Air

# Even your Hi Fi Components need it to survive.

You can minimize thermal drift and lengthen the life of Hi Fi sets, FM stereo receivers, communications and other equipment with this low noise fan. The Hi Fi Boxer was designed by engineers who have produced airmover designs for computers, broadcasting equipment, and the Minuteman Missile.

For more detailed information write the address listed below.

To obtain the Hi Fi Boxer see your local dealer or send a check\* or money order for \$14.85 to:

*Hi Fi Boxer, New Hampshire Division,  
IMC Magnetics Corp., Route 16B  
Rochester, New Hampshire*

\*Allow 10 days for personal checks to clear.

**CIRCLE NO. 17 ON READER SERVICE PAGE**




FREE



Fill in coupon for a **FREE One Year Subscription to OLSON ELECTRONICS' Fantastic Value Packed Catalog—Unheard of LOW, LOW PRICES on Brand Name Speakers, Changers, Tubes, Tools, Stereo Amps, Tuners, CB, and other Values. Credit plan available.**

NAME \_\_\_\_\_  
 ADDRESS \_\_\_\_\_  
 CITY \_\_\_\_\_ ZONE \_\_\_\_\_ STATE \_\_\_\_\_

If you have a friend interested in electronics send his name and address for a **FREE** subscription also.

**OLSON ELECTRONICS**  
 INCORPORATED

429 S. Forge Street, Akron, Ohio 44308

**CIRCLE NO. 28 ON READER SERVICE PAGE**

# MOVING?

## ATTACH LABEL HERE

If you've recently changed your address or plan to in the near future, be sure to notify us at once. Affix address label showing old address here, and print new address below.

### My New Address is:

name  please print

address

city  state

zip-code  date at new address

Notify us of your address change as far in advance as possible—it takes about 2 months for a change to become effective. (Eg. A notice received in May becomes effective with the July issue.)

Mail to: POPULAR ELECTRONICS  
1255 Portland Place, Boulder, Colorado 80311

## EARN Electronics DEGREE

You can earn an A.S.E.E. degree at home. College level HOME STUDY courses taught so you can understand them. Continue your education, earn more in the highly paid electronics industry. Missiles, computers, transistors, automation, complete electronics. Over 27,000 graduates now employed. Resident school available at our Chicago campus—Founded 1934. Send for free catalog.  
**AMERICAN INSTITUTE OF ENGINEERING & TECHNOLOGY**  
1137 West Fullerton Parkway, Chicago 14, Ill.

## TRIK STIK UNIVERSAL ANTENNA



for CITIZENS BAND, Low and High BUSINESS BAND, MONITOR, CIVIL DEFENSE, AMATEUR, SWL, AIRCRAFT, TV and FM RECEPTION.

\$6.45

Free literature. CUSH CRAFT, DEPT. TS  
621 Hayward St., Manchester, N. H. 03103

## GET INTO ELECTRONICS

V.T.I. training leads to success as technicians, field engineers, specialists in communications, guided missiles, computers, radar, automation. Basic & advanced courses. Electronic Engineering Technology and Electronic Technology curricula both available. Associate degree in 20 months. B.S. obtainable. G.I. approved. Start February, September. Dorms, campus. High school graduate or equivalent. Catalog.

**VALPARAISO TECHNICAL INSTITUTE**

DEPARTMENT PE, VALPARAISO, INDIANA



Hy-Gain 80/40 meter "trap" dipole. He receives via a National NC-140 receiver and has 16 states worked.

Before we run out of space, let us all wish each other a Merry Christmas and a Happy New Year. Remember, this is your column; keep your "News and Views" and pictures coming. And we'd like to thank all those who have been sending us their club bulletins; they are most helpful. Address your letters to: Herb S. Brier, W9EGQ, Amateur Radio Editor, POPULAR ELECTRONICS, P. O. Box 678, Gary, Ind. 46401.

73, Herb, W9EGQ

## HISTORY QUIZ ANSWERS

(Quiz on page 72)

- 1 — H John A. Fleming applied for a patent for his diode vacuum tube in 1904. It utilized the Edison effect principle discovered 20 years earlier.
- 2 — B Ralph V. Hartley invented the oscillator circuit that bears his name. It uses a parallel-tuned tank circuit with a tapped coil to provide the feedback voltage.
- 3 — C Georges Leclanche invented the dry cell using a solid depolarizer in 1868. To this day carbon-zinc dry cells are known as Leclanche cells.
- 4 — f Samuel F. Morse and his co-workers, Leonard Gale and Alfred Vail, demonstrated their electromagnetic relay telegraph in 1838, using the original version of the dot-and-dash code. The manual key, adopted later, was actually invented by Vail.
- 5 — D Hans C. Oersted discovered, in 1819, that a magnetic field existed around a current-carrying conductor.
- 6 — F George W. Pierce was the first to apply a piezoelectric crystal to a vacuum-tube oscillator circuit. This circuit, which now bears his name, is basically a crystal-controlled version of the Colpitts oscillator.
- 7 — J Nicola Tesla invented the high-frequency oscillator transformer known as the Tesla coil in 1891.
- 8 — E Max Wien developed the basic principles of a.c. bridges, and published a collection of his bridge networks in 1891. The Wien bridge is used to make capacitance and frequency measurements.
- 9 — A Vladimar K. Zworykin invented the television iconoscope in 1923.
- 10 — G Raymond A. Heising developed the constant-current form of plate modulation that bears his name. This method of modulation is widely used in high-power broadcasting stations.

## SHORT-WAVE LISTENING

(Continued from page 71)

Some of you may prefer to continue the use of local time in your reports. If you do, please indicate clearly exactly what time zone you are using so that the proper conversion can be made here.

In adopting GMT, we shall continue using the 24-hour clock. The hours from 1 a.m. to noon are expressed as 0100 to 1200; from noon to 11 p.m. as 1200 to 2300. A time of 3:15 p.m. EST, therefore, converted to GMT would read 8:15 p.m.; and on the 24-hour clock, it would be 2015 GMT.

Copies of Leaflet J (Time Conversion) are available from your Short-Wave Editor (for a five-cent stamp) and may help you to make your conversions quickly and correctly. The leaflet briefly explains the difference between EST and GMT, and the 24-hour system; it also includes a conversion table for all of the U.S. time zones and a listing of times in a number of countries around the world.

**"SweDX."** The fortnightly DX program which is produced by *DX-Alliansen* and broadcast over *Radio Finland* is now entirely in English. Known as SweDX ("Swedex"), it can be heard every two weeks on the following schedule: Fridays at 1145-1200 on 9555, 11,805, and 15,185 kc., and at 1645-1700 on 6120 kc.; and Saturdays at 0800-0815 on 9555, 11,815, and 15,185 kc. Reception reports and suggestions are most welcome and should be addressed to SweDX, Fack, Bromma 1, Sweden. Reports that include one IRC will be confirmed by three QSL cards, one each from *DX-Alliansen*, Finland's DX Club, and *Radio Finland*.

### Current Station Reports

The following is a resume of current reports. At time of compilation all reports are as accurate as possible, but stations may change frequency and/or schedule with little or no advance notice. All times shown are *Eastern Standard* (Greenwich Mean Time listings begin with the next issue) and the 24-hour system is used. Reports should be sent to SHORT-WAVE LISTENING, P. O. Box 333, Cherry Hill, N. J. 08034, in time to reach your Short-Wave Editor by the fifth of each month; be sure to include your WPE identification, and the make and model number of your receiver.

**Angola**—*R. Ecclesia*, CR6RB, Luanda, has been frequently noted on 4935 kc. opening in Portuguese at 0030 but fading by 0115 or later. There is a world news bulletin around 0045.

**Australia**—Listeners to *R. Australia's* N.A. xmsn at 0714-0815 should now tune to 11.840 kc. This replaces the 31-meter channel.

**Belgium**—Brussels has been noted on 6165 kc. with non-stop music and a beautiful signal at 1905.

**Brazil**—Two Brazilians currently being heard on the West Coast are *R. Brasil Central*, ZYY2, 4995

Now—tune short wave as easily as AM!



## Hallicrafters' new S-200 "Legionnaire"



foreign broadcast (plus U.S.) receiver

Only \$59<sup>95</sup>

Hallicrafters exclusive "S-P-R-E-A-D TUNING"  
• Four super-spread foreign broadcast bands plus AM • Logging scale • Headphone jack



write for specifications

Export: Int'l Div.

**hallicrafters**

5th & Kostner Aves., Chicago, Ill. 60624

Canada: Gould Sales Co.  
Montreal, P. Q.

"Quality through Craftsmanship"

CIRCLE NO. 15 ON READER SERVICE PAGE

POPULAR SEPTEMBER 1964  
ELECTRONICS

Send

POPULAR  
ELECTRONICS

Every

Month



NAME .....

ADDRESS .....

CITY ..... STATE ..... ZIP .....

3 years for \$10

Check one:  2 years for \$7

1 year for \$4

In the U. S., and possessions

Payment Enclosed

Bill Me

Additional postage: Add \$1. per year for Pan-Am and all other foreign countries.

New

Renewal

Mail to: POPULAR ELECTRONICS

Dept. 0159, 1255 Portland Place, Boulder, Colo. 80311

## DX States Awards Presented

To be eligible for one of the DX States Awards designed for WPE Monitor Certificate holders, you must have verified stations (any frequency or service) in 20, 30, 40, or 50 different states in the U.S. The following DX'ers have qualified for and received awards in the categories indicated.

### Fifty States Verified

Thomas E. Brannan (WPE0CLV), St. Louis, Mo.  
 Mike Ferguson (WPE8EET), St. Joseph, Mich.  
 Robert Eddy (WPE8EQW), Newport, Ohio  
 Doug Bowles (VE4PE1A), Brandon, Manitoba, Canada  
 Michael R. Fletcher (WPE4DPS), Robins AFB, Ga.  
 Joseph Hueter (WPE3EP), Philadelphia, Pa.  
 Dave Siddall (WPE1EBN), Hyannis, Mass.  
 Rick Malchetske (WPE9HBT), Menasha, Wis.  
 Eugene W. Carlson (WPE9HAM), Andover, Ill.

### Forty States Verified

David Johnson (WPE0ELO), Denver, Colo.  
 Thomas Winfield (WPE9GMB), Bristol, Wis.  
 Stephen Schmidt (WPE2IXG), Webster, N. Y.  
 Denis Frank (WPE8FBQ), Farmington, Mich.  
 Silvio Marini, Jr. (WPE4IIO), East Point, Ga.  
 Jan Marcus (WPE2NJJ), Westbury, N. Y.  
 Harry Gish (WPE5EGI), Baton Rouge, La.  
 Victor J. Lipinski (WPE4HTV), Alexandria, Va.  
 Richard F. Little (WPE5CBD), Fort Worth, Texas  
 David H. Kaplan (WPE1FIJ), Hartford, Conn.  
 Thomas V. Arko (WPE8FJ), Fort Monroe, Va.  
 George E. Hall (WPE2KOR), Saddle Brook, N. J.  
 Chas. J. Mattered (WPE6DGA), San Leandro, Calif.  
 Gerald Georgopolis (WPE1ENG), Lawrence, Mass.  
 Dubby Hay (WPE4GPC), Rome, Ga.  
 M. P. Frutchey (WPE4PC), Winter Park, Fla.  
 William Gillroy (WPE1GEI), Stamford, Conn.  
 Marvin E. Robbins (WPE0MMW), Broomfield, Colo.

### Thirty States Verified

Douglas McKirahan (WPE9HSZ), Oak Park, Ill.  
 Dave Maidenberg (WPE9HTK), Marion, Ind.  
 Timothy Kilby (WPE4HKU), Sperryville, Va.  
 Phil Swingley (WPE9HLR), Muncie, Ind.  
 Thomas Solomon (WPE1GCO), Methuen, Mass.  
 Frank Fox (WPE0ELD), Inman, Kansas  
 Harry Nechetsky (WPE4IIL), Niceville, Fla.  
 Steven Dress (WPE3GAS), Chambersburg, Pa.  
 Stuart Fichtner (WPE8HWH), Vandalia, Ohio  
 Louis Votto (WPE1GAI), Hamden, Conn.  
 Richard C. Purdy (WPE8ERW), Detroit, Mich.  
 Kenneth M. Deschere (WPE2LVK), Poughkeepsie, N. Y.

Allen L. Miller (WPE8GAR), Taylor, Mich.  
 Marvin E. Robbins (WPE0MMW), Broomfield, Colo.  
 William Alisauskas, Jr. (WPE2FXN), Haledon, N. J.  
 Jack Page, Jr. (WPE5DXH), Pontotoc, Miss.

### Twenty States Verified

Aldridge Salisbury (WPE4HLD), Falls Church, Va.  
 Harlan Lassegard (WPE0EGM), Mitchell, S. D.  
 Michael Kralej (WPE2NFS), New Rochelle, N. Y.  
 Allen Laverty (VE3PE2CY), Kingston, Ont., Canada  
 Steven Price (WPE7CGT), Longview, Wash.  
 Anthony Casamassima (WPE2NPC), Maspeth, N. Y.  
 Edward Madej (WPE1GEM), Indian Orchard, Mass.  
 Jim Kamis (WPE0ELK), Grandview, Mo.  
 John Richards, Jr. (WPE6GAX), Palo Alto, Calif.  
 Wayne Matus (WPE2NPO), Valley Stream, N. Y.  
 Bruce Ewenstein (WPE2MEH), New York, N. Y.  
 Bob Fugate (WPE9HUB), Eau Claire, Wis.  
 David Bursky (WPE2NOP), Brooklyn, N. Y.  
 Mark Worley (WPE6GBE), Roseville, Calif.  
 Robert Wigelsworth (VE3PE2EN), London, Ont., Canada  
 Adeldard Beaupre (WPE1FVO), Putnam, Conn.  
 Jay Coffeen (WPE0EGE), Aurora, Colo.  
 Brent Jones (WPE0EJW), Kansas City, Mo.  
 L. Bruce Meyer (WPE7CBW), Portland, Ore.  
 Bruce Hovermale (WPE2MSG), Livingston, N. J.  
 Marc Filippi (WPE2NPY), Demarest, N. J.  
 Jeff Steinwedel (WPE8IJV), Cuyahoga Falls, Ohio  
 Wayne Pier (WPE2MBH), Asbury Park, N. J.  
 Don Falle (VE2PE1IB), Beaconsfield, Que., Canada  
 Bob Davidson (WPE0EIA), Denver, Colo.  
 Harry Dence, Jr. (WPE4IKY), Cynthia, Ky.  
 Robert Bruhns (WPE2NTQ), Huntington, N. Y.  
 Patrick Richardson (WPE9GLO), Chicago, Ill.  
 Jim Elliott (WPE3GIC), Camp Hill, Pa.  
 Jimmy Atkins (WPE4IKX), Winston-Salem, N. C.  
 Stan Gordon (WPE3GHF), Greensburg, Pa.  
 Kenneth Cutler (WPE2NTD), Atlantic City, N. J.  
 Steve Kennedy (WPE4IAX), Sarasota, Fla.  
 Richard Lawrenson (WPE1QY), Jacksonville, Fla.  
 Michael Honeycutt (WPE4HKF), Nashville, Tenn.  
 Bruce Popkin (WPE2IOC), Huntington, N. Y.  
 David Vorkapich (WPE8IKJ), Campbell, Ohio  
 Charles Buckley (WPE5DWW), Albuquerque, N. M.

The famous **Mercury** Model 1101 TUBE TESTER

**NOW** in a wire-it-yourself KIT!

Illustrated step-by-step instructions make the Model 1101 extremely easy-to-build. Tests more tubes for dynamic cathode emission, shorts, grid leakage and gas than many testers costing hundreds of dollars... tests new Decals, Magnavols, 7-pin Nuvisitors, Novars Compactrons, 10-pin type, battery type, auto radio hybrid tubes, foreign and hi-fi tubes and industrial types. Employs brilliant 2-point test principle—greatest safeguard against obsolescence. Modern airplane luggage design case.

• Also tests all popular picture tubes

Write for complete catalog of kits and wired instruments— and name of nearest distributor

**MERCURY ELECTRONICS CORP.** 315 Roslyn Road  
 Mineola, N. Y. 11501

Model 1101K  
 Kit... Net

**\$34.95**

Model 1101... wired  
 Net **\$49.95**



kc., Goiania, around 2100, and PRN9, *Radio-difusora de Seguranca*, Seguranca, on the odd frequency of 9295 kc., fair to good around 2100 with news in Portuguese and pop music.

When propagation conditions are good, look for ZYR232, *R. Universitaria Santos Dumont*, San Jose dos Campos, 17,725 kc. This is an experimental station operated by college students and has been noted at 1800-1850 with pop music and frequent anmts in Portuguese. The station is rated at only 1000 watts although the signal seems to indicate higher power.

In August, *R. Mayrinck Veiga*, Rio de Janeiro, 9575 and 11,775 kc., closed down on orders from the government. Rumors persist that the station has been granted permission to operate again but monitoring has not located any signals.

**Bulgaria**—Sofia was noted on 15,312 kc. (down from 15,320 kc.) with Eng. to Africa from 1410; a musical period started at 1415.

**Canada**—*R. Canada's* newest schedule reads: to Australian areas at 0225-0335 in Eng. on 9625 and 5970 kc., and to Europe (I) for service forces at 0555-0714 on 17,820 and 15,320 kc. (and on 5970 kc. to Northern Canada); to Europe, N.A., and the Antilles in Eng. at 0715-0813 and in French at 0816-0844 on 17,820 and 15,320 kc. (also on 5970 kc. at 0715-0813 to Northern Canada and on 11,720 kc. at 0816-0844 to the Antilles); to Europe (II) in Ukrainian, Russian, Czech, Slovak, Polish, German, and Hungarian at 0845-1130 on 17,820, 15,320, and 11,720 kc. (the 11,720-kc. frequency is beamed to Northern Canada at 1016-1029 and 1131-1159); to Africa in Eng. at 1333-1415 and in French at 1415-1458 on 17,820, 15,320, and 11,720 kc.; to Europe (III) in French at 1500-1545 and in Eng. at 1545-1652 on 15,320, 11,720, and 9630 kc.; to Northern Canada (I) in French and Eng. at 1658-1746 on 15,190, 11,720, and 9625 kc.; to Caribbean and Latin American areas in Eng. at 1758-1830, in Portuguese at 1830-1900, and in Spanish at 1900-1946 on 15,190, 11,725, and 9625 kc.; to Northern Canada (II) in Eng. at 2130-0205 on 11,720 and 9625 kc. (also at 0055-0130 on 5955 kc. to Europe).

**Cape Verde Islands**—Station CR4AC, *R. Barlavento*, 3930 kc., was heard at 1850-1900 with symphonic music. This one is difficult to catch due to ham radio QRM.

**Central African Republic**—*R. Bangui* is scheduled from Monday to Friday at 0030-0130, 0730-0900, and 1100-1600, Saturdays at 0030-0130 and 0730-1800, and Sundays at 0100-1600 on 5035 and 7220 kc.

**Ceylon**—English xmsns of *R. Ceylon* beamed to Europe, the Near East, and Africa are broadcast daily on 15,330 kc. at 0300-0415. The Commercial Service has been noted recently signing on at 2030 on a new frequency of 15,225 kc.


**Chile**—Station CE597, *Emissora Presidente Balmaceda*, Santiago, 5975 kc., has been heard with closing multi-lingual anmts (including Eng.) at 0005, giving a complete ID and requesting reports.

**Cuba**—Schedules from this country change frequently but here is the latest: Eng. to N. Europe at 1510-1640 on 11,735 kc.; Eng. to N.A. at 2200-2330 and 0000-0100 on 6135 kc.; Eng. to South America at 1550-1650 on 11,760 kc.; French to Mediterranean areas at 1200-1310, 1610-1640, 0200-0230, and 0400-0430 on 11,705 kc.; French to Europe at 1400-1510 on 11,735 kc.; French to N.A. at 2330-0000 on 6135 kc.; Creole to the Caribbean at 0600-0700 and 2100-2200 on 6060 kc.; and Arabic to the Mediterranean at 1310-1355, 1530-1610, 0230-0330, and 0430-0530 on 11,705 kc.

**Dominican Republic**—*R. Santo Domingo TV*, reportedly operating as a clandestine station, is noted on 7550 kc. and is barely audible in nearby areas at 1700 with local news.

**Ecuador**—Station HCVC3, *R. Centinela del Sur*, Loja, has moved up from 5024 kc. to 5060 kc. and has a live show around 2030-0000 on Fridays; reports go to Casilla 196, Loja. Station HCZP1, *R. Rumichuca*, Tulcan, is on 3785 kc. (not on 3950 kc.

# FREE GIANT NEW CATALOG



## BURSTEIN-APPLEBEE CO.

Dept. PE, 1012 McGee, Kansas City, Mo. 64106

Rush me FREE 1966 B-A Catalog.

Name .....

Address .....

City .....

State .....

Please be sure to show your Zip No. ....

CIRCLE NO. 6 ON READER SERVICE PAGE

SEND FOR IT TODAY

FREE

## FOREIGN CURRENCY RATES

for 1-year subscriptions  
outside the U.S.A.,  
its Possessions & Canada.

(All prices include postage.)

Australian pounds: 2/5	Italian lire: 3,120
Austrian schillings: 130	Japanese yen: 1,800
Belgian francs: 248	Lebanese pounds: 15
Colombian pesos: 65	Mexican pesos: 62
Danish kroner: 35	New Zealand pounds: 1/16
Dutch guilders: 18	Norwegian kroner: 36
English pounds: 1/16	Pakistan rupees: 24
Finnish new markka: 16	Philippine pesos: 20
French francs: 25	Portuguese escudos: 144
Greek drachmas: 150	South African rands: 3.50
Hong Kong dollars: 28	Spanish pesetas: 312
Indian rupees: 24	Swedish kronor: 25
Irish pounds: 1/16	Swiss francs: 22
Israeli pounds: 14	Venezuelan bolivares: 22
	West German marks: 20

Mail order with remittance to:

**POPULAR ELECTRONICS**

Portland Place / Boulder, Colo., U.S.A. / 80311

THE NEW EMPIRE 888P CARTRIDGE

So-re-me-fa-so-la-te-do



# THE LIVING CARTRIDGE

Listen to its unbelievable frequency response that spans the complete orchestral spectrum one full octave above and below the fundamental range of any musical instrument. No other cartridge series can reproduce the entire musical range as precisely and with such clarity as the Empire 888, 888P or 888PE. See your Hi Fidelity dealer today and hear it live. For complete literature write Empire Scientific Corp., 845 Stewart Ave., Garden City, N.Y.

**EMPIRE**

CIRCLE NO. 10 ON READER SERVICE PAGE



## LOOK! A NEW ELECTRONICS SLIDE RULE WITH COMPLETE INSTRUCTION COURSE

Professional 10" all-metal Electronics Slide Rule. Designed specifically for technicians, engineers, students, hobbyists. Has special scales not found on any other rule. Enables you to solve electronics problems quickly, accurately. Made to our rigid specs by Pickett, Inc. Slide Rule plus four lesson AUTO-PROGRAMMED Instruction Course with grading service, and top-grain leather carrying case . . . a \$50 value for less than \$20! Send coupon for FREE booklet. Cleveland Institute of Electronics, Dept. PE-115, 1776 E. 17th St., Cleveland, Ohio 44114.

### SEND COUPON FOR FREE BOOKLET

**Cleveland Institute of Electronics**  
1776 E. 17th St., Dept. PE-115,  
Cleveland, Ohio 44114

Please send FREE Electronics Slide Rule Booklet. SPECIAL BONUS: Mail coupon promptly and get FREE Pocket Electronics Data Guide, too!



GET THIS FREE!

NAME \_\_\_\_\_ (Please Print)  
ADDRESS \_\_\_\_\_ COUNTY \_\_\_\_\_  
CITY \_\_\_\_\_ STATE \_\_\_\_\_ ZIP \_\_\_\_\_

A leader in Electronics Training . . . since 1934

CIRCLE NO. 50 ON READER SERVICE PAGE

as some sources claim) at 2000 with commercials, then a world news bulletin relayed from *R. Atahualpa*; reports go to Casilla 42, Tulcan (Carchi). Station HCEH3, *R. Progreso*, Loja, moved from 4706 kc. to 4723 kc., and now to 4734 kc., where it suffers from Leopoldville QRM after 2300 s/on; programs are mostly listeners requests and may run to past 0200.

**England**—London was noted on 15,912 kc. with single-sideband language talks at 1030-1045.

**Ethiopia**—Revisions of the schedule given here last month include: Eng. to Ceylon at 0815-0830 on 9755 kc.; Eng. to W. Africa at 1400-1445 on 11,875 kc.; Eng. to India at 0830-0900 on 15,410 kc. English to S. Africa at 1400-1415 on 9705 kc. replaces the 1315-1415 xmsn listed last month. Other xmsns remain the same.

**France**—Station ORTF, Paris, was noted on 7215 kc. closing in German at 1634 with an IS. The 11,830-kc. outlet was noted closing with Eng. news at 1345, to return at 0015, on 19 and 25 meters.

European readers will want to look for Paris's German xmsn weekdays at 1300-1400 (Sundays at 1340-1430) on 1277 kc. The station is especially interested in obtaining reception reports in German with the SINPO code being used. Reports go to *Office de Radiodiffusion Television Francaise*, Abteilung Deutschland, Maison de l'ORTF, Paris 16, France.

**Germany (West)**—*Der Sueddeutsche Rundfunk*, Stuttgart, has tourist information in German, French, Eng., Dutch, and Scandinavian languages during the summer months at 0415-0530 on 6030 kc. *Der Bayerische Rundfunk* still has daily news in German, Eng., and French at 0300 on 6085 kc.

**Ghana**—English from Accra is now on this schedule: on 6070 kc. to W. Africa at 0945-1030, 1200-1245, 1500-1545, and 1630-1715; on 9545 kc. to S. Africa at 1500-1545 and to W. Africa at 1630-1715; on 11,800 kc. to Sudan and Ethiopia at 1330-1415 and to Europe at 1550-1635; on 15,190 kc. to Sudan and Ethiopia at 0900-0945; on 17,910 kc. to E. Africa at 0945-1030; and on 21,545 kc. to S. S.W. and S. E. Africa at 0945-1030. Reports go to P. O. Box 1633, Accra.

**Iceland**—Reykjavik is again testing, at 1430-1600 on 9630 or 9640 kc. weekdays, and at 0730-0900 and 1600-1630 on 11,780 kc. Sundays.

**Iran**—Teheran was noted on 15,110 kc. at 1515-1530 in Eng. dual to the much stronger 11,730-kc. channel.

**Iraq**—Baghdad, 9555 kc., heavily QRM'ed by Damascus and others, was noted with Arabic chanting at 1703.

**Italy**—Rome was heard once in a test broadcast on 6095 kc. to the Caribbean and N.A. with continuous pop music from 2320 to 2325 s/off, said to be dual to 9760 kc. A new outlet on 15,150 kc. has been heard from 1340 s/on in Italian to at least 1450 but it was heavily QRM'ed.

**Korea (North)**—Pyongyang has been found on 15,895 kc. in Korean or Chinese at 2320 with music, and on 15,505 kc. with classical music at 2332, followed by talks in English with frequent ID's. It was off the air by 2355, returned at 0000, very weak. The two stations were not operating in parallel.

**Liberia**—According to annts from *R. Vatican*, the *Dutch Catholic Radio Association* plans to open a new station in Liberia, to be called the *Voice of Africa*. It will be financed by Catholic sponsors in

### SHORT-WAVE ABBREVIATIONS

anmt—Announcement	N.A.—North America
Eng.—English	QRM—Station interference
FCC—Federal Communications Commission	R.—Radio
ID—Identification	s/off—Sign-off
IS—Interval signal	s/on—Sign-on
kc.—Kilocycles	xmsn—Transmission
kw.—Kilowatts	xmt—Transmitter



the Netherlands and Western Europe, and languages to be used will be Eng., French, Swahili, and Arabic. No information is yet available as to the frequencies to be used.

**Malaysia**—*R. Malaysia*, Kuala Lumpur (?), 6175 kc., has been heard from 0525 with both Malay and Eng. ID's.

**Maldivé Islands**—*Male Sinico Radio*, Male Island, 15 kw., operates at 2030-2300 on 7150 kc., at 0200-0430 on 9552 kc., and at 0730-1230 on 3223.5 kc. News in English is given at 2200, 0400, and 1200; the remainder of the programs are in Eng., Japanese, Tamil, Hindi, and Sinhalese. The studio is not yet completed, which explains the bad modulation reported by some during the Eng. xmsns.

**Nepal**—*R. Nepal*, Kathmandu, 11.880 kc., has raised its power to 100 kw. and signs on at 0100, according to European sources.

**New Zealand**—*R. New Zealand*, Wellington, operates to the Pacific Islands at 0100-0345 (s/off is at 0300 Sundays on 6080 kc.) and 1200-1445 on 6080 and 9540 kc. and at 1500-0045 on 15.280 kc.; to Australia at 1500-1730 on 9540 kc., at 1745-0045 on 15.110 kc., and at 0400-0645 on 6080 and 9540 kc.; to Antarctica on Sundays only at 0315-0345 on 6080 kc. The station abandons the Home Service relay for its own programs weekdays at 1745-1900. There is a program in Esperanto on the last Thursday of each month at 0330-0340 and 0630-0640.

**Peru**—Station OAX8R, *R. San Jose*, 4825 kc., finally verified after three years. It is located at Indiana, Dep. de Orésto, in the deep Amazonic jungle, from which it gets its name. *La Voz Cultural de la Amazonia*. The schedule is 0500-2100 weekdays; 0500-1000 and 1400-2100 Saturdays; and 0900-1200 and 1400-2100 Sundays. The station uses a Bauer xmtr rated at 1 kw. and has a Collins 250-watt unit in reserve. Reports go to *Escuelas Radiofonicas*, Apartado 218, Iquitos.

**Portugal**—According to recent anmts, Lisbon is making a survey to see if they should broadcast in French to N.A. next autumn on 6185 kc. and other wavelengths if necessary.

**Rwanda**—The new 250-kw. relay xmtr of *Deutsche Welle*, Cologne, to be located at Kigali, is expected to be on the air by the end of 1965. *Deutsche Welle* has also announced that two more high-powered relay stations will be constructed—one in S. Asia and one in the Caribbean.

**South Africa**—One new 250-kw xmtr may be in operation by the time you read this; another is expected to start operating in March, 1966, at which time there will be a daily Eng. broadcast to Europe. When all four xmters are in operation in late 1966, there will be services to Europe in Eng., German, French, Portuguese, Dutch, and Spanish.

**Surinam**—*Stichting Radioomroep Suriname*, a new government station, is on the air with 1000 watts on the medium waves; it will increase to

## SHORT-WAVE CONTRIBUTORS

Grove Calkins (*WPEIEFG*), Newton, Mass.  
 Stanley Mayo (*WPEIGMF*), Portland, Maine  
 William Graham (*WPE2LMU*), Binghamton, N. Y.  
 Robert Kaplan (*WPE2MIR*), Bronx, N. Y.  
 Alan Kaylesberg (*WPE2MKW*), Bay-side, N. Y.  
 Jay Hans (*WPE2NGI*), White Plains, N. Y.  
 Leonard De Lessio (*WPE20AK*), Brooklyn, N. Y.  
 Lyle Lunsford (*WPE3GGK*), Baltimore, Md.  
 Drayton Cooper (*WPE4CJM*), Kershaw, S. C.  
 Gary Kieffer (*WPE5DZD*), Tecumseh, Okla.  
 Stewart Mac Kenzie, Jr. (*WPE6AAJ*), Huntington Beach, Calif.  
 Shaler Hanisch (*WPE6BPN*), Hartford, Conn.  
 Trev Clegg (*WPE6FAF*), Fresno, Calif.  
 Paul Petoskey (*WPE6ASF*), Pickford, Mich.  
 Tom Kent (*WPE6ETL*), Shaker Heights, Ohio  
 Dennis Eksten (*WPE9DT*), Loves Park, Ill.  
 Allan Mattis (*WPE9HTX*), Stone Lake, Wis.  
 A. R. Niblack (*WPE9KJM*), Vincennes, Ind.  
 Hector Davila (*KP4PEIG*), Bayamon, P. R.  
 Jack Perolo (*PY2PE1C*), Sao Paulo, Brazil  
 Cliff Cardwell, Fort Worth, Texas  
 Mark Dokullil, Reseda, Calif.  
 Bob Hill, Boston, Mass.  
 Eric Jensen, Cedar Falls, Iowa  
 R. Canada, Montreal, Que., Canada  
*Radio Voice of the Gospel*, Addis Ababa, Ethiopia  
*Sweden Calling DX'ers Bulletin*, Stockholm, Sweden

50 kw. by the end of this year. A short-wave service is expected in 1966. No frequencies were listed.

**Sweden**—*R. Sweden's* Eng. service to N.A. is now at 0900-0930 on 15.420 kc., and at 2045-2115 and 2215-2245 on 9705 kc. Other changes: the xmsn in French and German at 0430-0530 will be on 6065 and 9620 kc.; a new xmsn to the Far East will be broadcast in Eng. and Swedish on 15.195 kc. from 0600; French to Canada and Eastern N.A. is at 1115-1145 on 15.420 kc.; the Spanish xmsn at 1830 will be replaced by a French program on 9620 and 11,705 for West Africa and South America.

**Clandestine**—A new clandestine station has been noted almost daily. The call is *R. Euskari, La Voz de la Resistencia Vasca*. The station is using both Basque and Spanish and is working for the underground Basque Liberation Movement. Said to be mobile, the station is evidently scheduled at 1400-1700 on 15.020 and 13.250 kc., although other reports list the frequencies as being 15,007 and 13,230 kc. Reports are welcomed at B. P. 59, Poste Centrale, Paris 16, France.

A station identifying as *The Voice of the Blue Eagle* has been noted around 19,100 kc. at times between 1350 and 1510 with classical and jazz music. A letter from the FCC mentioned that the station had been located and the operator warned, but other details were not given. The station has been heard since that letter was received. —30—

# BE ON THE ALERT! with SONAR FM MONITOR RECEIVER

Monitor the calls and know the facts as it happens.



Perfect for

- Police • Fire
- Tow Trucks
- Civil Defense
- Weather
- Ship to Shore

wired for "Tone Alert."

Model FR-101 — (25-50 mc.)    Model FR-102 — (150-175 mc.)  
 Slightly higher prices for DC and XTAL control

NOW!—8 Super Deluxe FM communication receivers to meet your particular needs for home, office or car. Powerful and dependable. Engineered for rugged service under all operating conditions. Featuring High frequency oscillator, temperature compensated for stability, RF amplifier for maximum sensitivity, illuminated dial, safety rated components and ALL Aluminum construction plus many other outstanding features. Operates on 110 VAC. Includes power cord, mounting bracket.

**\$89.95**

SONAR RADIO CORPORATION, 73 Wortman Ave., Bklyn. 7, N.Y. Please send complete information FR101/102 Monitor Receiver. Dept. 436

Name \_\_\_\_\_  
 Address \_\_\_\_\_  
 City \_\_\_\_\_ State \_\_\_\_\_

# INDEX

## TO VOLUME 23

### July-Dec., 1965

#### AMATEUR RADIO

Across the Ham Bands/Amateur Radio (Brier)	
Australian "Youth Radio Scheme" .....	71 July
Learning the Code and Increasing Speed .....	79 Aug.
Working DX on 21 Megacycles .....	81 Sept.
Adding Audio Punch to Phone Transmitters ....	81 Oct.
Useful Tips on Contest Operating .....	93 Nov.
How to Service Your Own Equipment .....	73 Dec.
Antenna, Build a 144-Mc. Swiss Quad (Brier) .....	52 July
Ham Gear for the Newcomer (Brier) .....	57 Aug.
Ham Hobby Clearinghouse .....	92 Nov.
Ham Radio: Plan Now for Your License (Westlund) ..	48 July
Is the HRO-500 the Greatest Receiver Ever Made? (Drummond) .....	45 Aug.
Steam Powered Ham Rig, Build (Smith) .....	55 July
Super Selectivity for your Receiver (Caringella) .....	53 Aug.
The Ham (Miller) .....	56 Nov.
When It's 6 AM in Tokyo (Pyle) .....	90 Aug.

#### AUTOMOTIVE ELECTRONICS

CD Ignition System, Now! A Universal (Gellman).....	69 Oct.
Emergency Flasher (Yeh) .....	60 July
Protect your Car's Electrical System (Cohn) .....	66 Nov.
Tamper-Alarm, Simple Self-Resetting (Seese) .....	61 July

#### CITIZENS BAND RADIO

CB Equipment, Annual Report on (Gillespie) .....	67 Aug.
Old-Timer Proposes Class H License (Griffin) .....	79 July
On the Citizens Band (Spinello)	
CB'ers Tangle with a Tornado .....	66 July
Progress on National Congress for CB'ers .....	90 Sept.
Colorado CB'ers React .....	77 Oct.
Project Interview on TV .....	90 Nov.
Lives Saved by Texas CB'ers .....	77 Dec.

#### CONSTRUCTION

Antenna, 144-Mc. Swiss Quad (Brier) .....	52 July
CD Ignition System, Now! A Universal (Gellman) ....	69 Oct.
Camper's Special (Smith) .....	48 Aug.
Cinderella (Weems) .....	49 Oct.
D.C.-Operated Fluorescent Light (Richards) .....	40 July
Diode Testers, Simple Go No-Go	
Pilot Light Method (Barela, Cook) .....	88 Aug.
Scope Technique (Wlodarski) .....	88 Aug.
Emergency Flasher (Yeh) .....	60 July
FM Tuner, Don't Junk your Old (Francis) .....	83 Nov.
Let the Sun Power Your Portable (Davidson) .....	85 Nov.
L'i'l Dusker (Lancaster) .....	73 Sept.
Phasing Speaker Systems (Dewar) .....	66 Sept.
Photo-Flashing Dimmer (Dezettel) .....	68 Dec.
Plug-In Modules to Simplify Your Projects (Green) ..	66 Aug.

Power Supply, Fail-Safe Transistor (Nawracaj and Farman) .....	74 Oct.
Protect your Car's Electrical System (Cahn) .....	66 Nov.
Pulse Power Pack for HO Railroad, Super-X (Pope) .....	41 Dec.
6-Watt Amplifier for 10 Bucks, Solid-State (Fenoglio) .....	73 Nov.
Slot Car Speed Control, Solid-State (Fishbeck) .....	59 Dec.
Smoke Alarm for Your Home (St. Laurent) .....	49 Sept.
Steam Powered Ham Rig (Smith) .....	55 July
Super Selectivity for your Receiver (Caringella) .....	53 Aug.
Super-Sens (Garner) .....	57 Nov.
Tamper-Alarm, Simple Self-Resetting (Seese) .....	61 July
Test Speaker, Transformerless Multi-Impedance (Davidson) .....	59 Sept.
Tonal Darkroom Timer or Metronome (Chesson) .....	95 Nov.
TV Picture Tube Tester and Rejuvenator (Taylor) .....	42 Oct.
2-Compactron Stereo Amplifier (Hatfield) .....	43 July
Unique 99c Speaker Enclosure (Ayres) .....	52 Nov.
"Watchdog" Mobile Monitor (Burgess) .....	67 Oct.

#### DEPARTMENTS

Breakthroughs .....	32 Aug.
Letters from our Readers	
6 July, 6 Aug., 6 Sept., 7 Oct., 6 Nov., 6 Dec.	6 Dec.
New Products	
22 July, 22 Aug., 22 Sept., 22 Oct., 22 Nov., 22 Dec.	22 Dec.
Operation Assist	
76 July, 96 Aug., 32 Sept., 30 Oct., 100 Nov., 28 Dec.	28 Dec.
Out of Tune	
Annual Report on CB Equipment (Aug. 1965, p.69) .....	100 Sept.
POP'tronics Bookshelf/Electronics Library	
28 July, 26 Aug., 26 Sept., 20 Oct., 30 Nov., 38 Dec.	38 Dec.
Tips and Techniques	
12 July, 92 Aug., 14 Sept., 26 Oct., 27 Nov., 14 Dec.	

#### FEATURE ARTICLES

Alpha-Com (Bukstein) .....	81 Nov.
Big Year for Small Recorders (Geraci) .....	47 Dec.
Breadboard Updated, Grandma's (Garner) .....	67 Sept.
CB Equipment, Annual Report on (Gillespie) .....	67 Aug.
Clean Layout Technique (Louis) .....	56 Aug.
Counter Tests for Good Tape .....	54 Dec.
Find the Components (Janson) .....	47 July
Ham Gear for the Newcomer (Brier) .....	57 Aug.
Ham Radio: Plan Now for Your License (Westlund) ..	48 July
Heathkit Electronic Organ, Answers Please .....	53 Sept.
Hi-Fi Stereo for '66—In Solid (Fantel) .....	47 Nov.
Hi-Fi Ten Years Later (LeKashman) .....	41 Nov.
Home Video Tape Recording (Salm) .....	63 Dec.
How to Stack TV Antennas (Cantor) .....	63 Nov.
Inside Tips from the Pros (Wels) .....	51 Dec.
Inventor of Wireless, The Real (Appleby) .....	65 Oct.
Is the HRO-500 the Greatest Receiver Ever Made? (Drummond) .....	45 Aug.
Microfilm Your Manuals (Wels) .....	80 Dec.
New Slant on Recording (Stillwell) .....	50 Dec.
NEWS .....	65 Aug.
No Stick on a Swivel (Fantel) .....	35 July
Parts Profiles (Lancaster) .....	56 Sept., 72 Oct., 76 Nov.
Picture Tube Testers and Rejuvenators, Guide to (Wayne) .....	46 Oct.

Pinpoint Those Erase Troubles (Harlow) .....	55 Dec.
Project Choose—Part I: Resident Schools (Gilmore) ..	41 Sept.
Quick Cures for Sick Recorders (Stillwell) .....	57 Dec.
Quizzes (Balin)	
Diode Function .....	78 Aug.
Unknown Frequency .....	85 Sept.
Electronic Math .....	67 Nov.
Electronics History .....	72 Dec.
Reverse Current Keeps Ferry Afloat (Brothers) ..	78 Dec.
Silicon Diodes, Using (Fair) .....	58 July
Telemetry, Our "Eyes" and "Ears" in Space	
(Billups) .....	53 Oct.
The Ham (Miller) .....	56 Nov.
TV Picture Tube, How to Get More Life Out of Your	
(Cornell) .....	39 Oct.
VHF, Hats Off to (Sheridan) .....	41 Aug.
When it's 6 AM in Tokyo (Pyle) .....	90 Aug.
World's Fair, Electronic Magic of the (Zuckerman)	63 July
Zero-Beating the News .....	64 Sept., 54 Nov.

### HI-FI/STEREO AND AUDIO

Big Year for Small Recorders (Geraci) .....	47 Dec.
Cinderella, Build the (Weems) .....	49 Oct.
Counter Tests for Good Tape .....	54 Dec.
Hi-Fi Stereo for '66—In Solid (Fantel) .....	47 Nov.
Hi-Fi Ten Years Later (LeKashman) .....	41 Nov.
Home Video Tape Recording (Salm) .....	63 Dec.
Inside Tips from the Pros (Wels) .....	51 Dec.
New Slant on Recording (Stillwell) .....	50 Dec.
No Stick on a Swivel (Fantel) .....	35 July
Phasing Speaker Systems (Dewar) .....	66 Sept.
Pinpoint Those Erase Troubles (Harlow) .....	55 Dec.
Quick Cures for Sick Recorders (Stillwell) .....	57 Dec.
6-Watt Amplifier for 10 Bucks, Solid-State	
(Fenaglia) .....	73 Nov.
Tape Recorder Remote Switch (Davidson) .....	53 Dec.
Test Speaker, Transformerless Multi-Impedance	
(Davidson) .....	59 Sept.
2-Compactron Stereo Amplifier (Hatfield) .....	43 July
Unique 99c Speaker Enclosure (Ayres) .....	52 Nov.

### PHOTOGRAPHY

Get That Beam Antenna Shot .....	82 Nov.
Microfilm Your Manuals (Wels) .....	80 Dec.
Photoflood Dimmer (Dezettel) .....	68 Dec.
Tonal Darkroom Timer or Metronome (Chesson) ..	95 Nov.

### PRODUCT REPORTS

Communications Receiver (National Radio HRO-500)	45 Aug.
Electronic Organ (Heathkit GD-983) .....	53 Sept.
FM Monitor Receiver (Knight-Kit KG-221) .....	62 Dec.
Short-Wave Receiver (Heathkit Model GR-64) .....	54 July

### SHORT-WAVE LISTENING

DX Canada Awards .....	88 Nov.
DX Country Awards Presented .....	92 July
DX States Awards Presented .....	110 Aug., 114 Sept., 128 Nov., 106 Dec.

English-Language Newscasts to North America .....	74 July, 82 Aug., 84 Sept., 80 Oct., 89 Nov., 70 Dec.
Heathkit Model GR-64 Short-Wave Receiver .....	54 July
Is the HRO-500 the Greatest Receiver Ever	
Made? (Drummond) .....	45 Aug.
Predicted Radio Receiving Conditions	
(Leinwall) .....	77 Sept., 72 Nov.
Satellites on the Air .....	38 Nov., 26 Dec.
Short-Wave Monitor Certificate Application .....	87 July, 113 Sept., 127 Nov.
Short-Wave Report/Short-Wave Listening (Bennett)	
Mobile DX'ing .....	73 July
Radio New York Worldwide .....	81 Aug.
News from Around the World .....	83 Sept.
WRUL Scores a Radio "First" .....	79 Oct.
Safety Rules for SWL's .....	87 Nov.
We're Changing Over to GMT .....	71 Dec.
SWL QSL Bureau .....	32 July
When It's 6 AM in Tokyo (Pyle) .....	90 Aug.

### TELEVISION

Antennas, How to Stack (Cantor) .....	63 Nov.
Home Video Tape Recording (Salm) .....	63 Dec.
Picture Tube, How to Get More Life	
Out of Your (Cornell) .....	39 Oct.
Picture Tube Testers and Rejuvenators,	
Build a (Taylor) .....	42 Oct.
Picture Tube Testers and Rejuvenators,	
Guide to (Wayne) .....	46 Oct.

### TEST EQUIPMENT

Diode Tester, Simple Go No-Go	
Pilot Light Method (Barela, Cook) .....	88 Aug.
Scope Technique (Wladarski) .....	88 Aug.
Picture Tube Testers and Rejuvenators,	
Guide to (Wayne) .....	46 Oct.
Test Speaker, Transformerless Multi-Impedance	
(Davidson) .....	59 Sept.
TV Picture Tube Tester and Rejuvenator,	
Build a (Taylor) .....	42 Oct.
"Watchdog" Mobile Monitor (Burgess) .....	67 Oct.

### TRANSISTORS

Camper's Special (Smith) .....	48 Aug.
CD Ignition System, Now! A Universal (Gellman) ..	69 Oct.
D.C.-Operated Fluorescent Light (Richards) .....	40 July
Hi-Fi Stereos for '66—In Solid (Fantel) .....	47 Nov.
Power Supply, Build a Fail-Safe (Nowracaj	
and Forman) .....	74 Oct.
Pulse Power Pack for HO Railroad, Super-X	
(Pape) .....	41 Dec.
6-Watt Amplifier for 10 Bucks, Solid-State	
(Fenaglia) .....	73 Nov.
Slot Car Speed Control, Solid-State (Fishbeck) .....	59 Dec.
Steam Powered Ham Rig, Build (Smith) .....	55 July
Super-Sens (Garner) .....	57 Nov.
Tonal Darkroom Timer or Metronome (Chesson) ..	95 Nov.
Transistor Topics/Solid State (Gorner)	
68 July, 76 Aug., 78 Sept., 58 Oct., 78 Nov., 75 Dec.	

# ELECTRONICS MARKET PLACE

**COMMERCIAL RATE:** For firms or individuals offering commercial products or services. 90¢ per word (including name and address). Minimum order \$9.00. Payment must accompany copy except when ads are placed by accredited advertising agencies. Frequency discount: 5% for 6 months; 10% for 12 months paid in advance.

**READER RATE:** For individuals with a personal item to buy or sell. 55¢ per word (including name and address). No Minimum! Payment must accompany copy.

**GENERAL INFORMATION:** First word in all ads set in bold caps at no extra charge. Additional words may be set in bold caps at 10¢ extra per word. All copy subject to publisher's approval. Closing Date: 1st of the 2nd preceding month (for example, March issue closes January 1st). Send order and remittance to: Hal Cymes, POPULAR ELECTRONICS, One Park Avenue, New York, New York 10016.

## FOR SALE

**FREE!** Giant bargain catalog on transistors, diodes, rectifiers, SCR's, zeners, parts. Poly Paks, P.O. Box 942, Lynnfield, Mass.

**MESHNA'S TRANSISTORIZED CONVERTER KIT \$4.50.** Two models converts car radio to receive 30-50 mc or 100-200 mc (one mc tuning). Meshna, Lynn, Mass. 01901.

**ELECTRONIC Ignition Kits, Components. Free Diagrams.** Anderson Engineering, Epsom, New Hampshire 03239.

**GOVERNMENT Surplus Receivers, Transmitters, Snooperscopes, Radios, Parts, Picture Catalog 20¢.** Meshna, Nahant, Mass.

**DIAGRAMS** for repairing Radios \$1.00. Television \$2.50. Give make model. Diagram Service, Box 1151 PE, Manchester, Connecticut 06042.

**CB WPE QSL Cards. Samples Free.** Radio Press, Box 24, Pittsburg, New Jersey.

**ROCKETS:** Ideal for miniature transmitter tests. New illustrated catalog, 25¢. Single and multistage kits, cones, engines, launchers, trackers, technical information, etc. Fast service. Estes Industries, Penrose 18, Colorado.

**"SPECIALI WPE-SWL-CB-QSL cards, 3 colors, \$2.50 per 100—Free Samples, Garth, Jutland, New Jersey."**

**CANADIANS—GIANT** Surplus Bargain Packed Catalogs. Electronics, Hi-Fi, Shortwave, Amateur, Citizens Radio. Rush \$1.00 (Refunded), ETCO, Dept. Z., Box 741, Montreal, CANADA.

**TV CAMERAS,** transmitters, converters, etc. Lowest factory prices. Catalog 10¢. Vanguard, 190-48 99th Ave., Hollis, N.Y. 11423.

**WEBBER Labs.** Transistorized converter kit \$5.00. Two models using car radio 30-50 Mc or 100-200 Mc, one Mc spread. Easily constructed. Webber, 40 Morris, Lynn, Mass.

**JAPAN & Hong Kong Electronics Directory.** Products, components, supplies. 50 firms—just \$1.00. Ippano Kaisha Ltd., Box 6266, Spokane, Washington 99207.

**CANADIANS, TRANSISTORS AND PARTS.** Free catalogue contains reference data on 300 transistors. J. & J. Electronics, Dept. PE, Box 1437, Winnipeg, Manitoba.

**TRANSISTORIZED CONVERTER 26-200 MC.** Receive signal from 26 to 200 MC (1 MC spread), on broadcast band using car radio, crystal control or tuneable (1 MC spread). Kit \$11.00 pp. Wired \$20.00 pp. Webber Labs, 40 E Morris St., Lynn, Mass.

**CITIZEN BANDERS!** Get base station Performance with your mobile units. No modifications or soldering necessary. Proven performance. Send for free details or send (\$15.00) to: T. Francis, 15 Park Row, N.Y. 38, N.Y.

**QSL's BROWNIE W3CJI 3111A** Lehigh, Allentown, Pa. 18103. Samples 10¢ with catalogue 25¢.

**TRANSISTORS—Miniature Electronic Parts.** Send for free Catalog. Electronic Control Design Company, P. O. Box 1432K, Plainfield, N.J.

**DETECTIVES!** Free brochures! Electronic intelligence devices for your needs and budget. SILMAR ELECTRONICS, 3476 N.W. 7th Street, Miami, Fla. 33125.

**INVESTIGATORS, FREE BROCHURE, LATEST SUBMINIATURE ELECTRONIC SURVEILLANCE EQUIPMENT, ACE ELECTRONICS, 11500-L NW 7TH AVE., MIAMI 50, FLA.**

**CONVERT** any television to sensitive, big-screen oscilloscope. Only minor changes required. No electronic experience necessary. Illustrated plans, \$2.00. Relco Industries, Box 10563, Houston 18, Texas.

**BUY Appliances.** Cameras, Watches, etc. at factory prices plus 10%! Free Details! Cam Company, 436-11 Bloomfield Ave., Verona, N.J. 07044.

**NEW** Supersensitive transistor locators detect buried gold, silver, coins. Kits, assembled models. \$19.95 up. Free catalog. Relco-A33, Box 10563, Houston 18, Texas.

**110VAC 60cy** from car generator. Powers lights, refrigerator, transmitter, receiver, etc. Simple, easy to convert. Plans \$2.00. Tedco, P.O. Box 12098, Houston, Texas 77017.

**ACHTUNG!** Das machine is nicht fur Gerfingerpoken und mittengraben. Is easy schnappen der Springenwerk, blowenfusen und poppencorken mit spitzensparken. Ist nicht fur gerwerken by das Dummkopfen. Das rubbernecken sightseeren keeppen hands in das pockets. Relaxen und watch das Blinkenlights. This attractive, brass metal plaque only \$2.00 each, ppd. Southwest Agents, Dept. P, 8331 Hwy. 80 West, Fort Worth, Texas 76116.

**WALKIE-TALKIE.** Construct 2"x1"x1/2" transistorized, long range, 100 milliwatt marvel for \$10. Plans, FREE GIFT, \$2.00. Baker Electronics, R.R. 3, Greencastle, Ind.

**TELEPHONE VOICE SWITCH: (LS-500). ACTUATES AUTOMATICALLY AND UNATTENDED ANY TAPE OR WIRE RECORDER. PICTORIAL INSTALLATION INSTRUCTIONS INCLUDED. \$23.75. POST PAID USA, WJS ELECTRONICS, 737 NORTH SEWARD, HOLLYWOOD, CALIF. 90038.**

**INVESTIGATORS: KEEP IN STEP WITH ADVANCEMENTS IN THE ART OF ELECTRONICS FOR THE PROFESSIONAL. SEND \$1.00 FOR EQUIPMENT BROCHURE, WJS ELECTRONICS, 737 NORTH SEWARD, HOLLYWOOD, CALIF. 90038.**

**BUG DETECTOR: WILL DETECT AND LOCATE SURREPTITIOUS TRANSMITTING DEVICES IN CONFERENCE ROOMS, HOME AND OFFICES, ETC. WRITE FOR DETAILS. WJS ELECTRONICS, 737 NORTH SEWARD, HOLLYWOOD, CALIF. 90038.**

**SAFEGUARD PRIVACY!** New instrument detects electronic 'bugs,' wire-tapping and snooping devices. Free information. Dee Equipment, Box 7263-E7, Houston 8, Texas.

**CB-WPE-QSL CARDS.** Same High Quality, Beautiful, Glossy multi-color cards. New **LOW PRICES. 26 SAMPLES, 25¢.** Dick, W8VXK, 19QA0625, Gladwin, Mich. 48624.

**CIRCUIT Boards, Parts for "Poptronics" projects.** Free catalog. DEMCO, Box 16297, San Antonio, Texas 78216.

**TRANSISTOR ignition systems.** Famous "Operation Pick-up" kit finest components only \$13.95 Postpaid. Also other systems and components available. Free catalogue. ELECTROMART, Box 2680, Milwaukee, Wisconsin 53214.

**"GREAT BUYS" Catalog 10¢.** Multimeter Special \$9.95, VHF Transmitter, Stepping Switch, Torroid Assemblies, UHF Grounded Grid, VHF Transistorized Amplifiers, Variacs 5a-10a, Mercury Relays. Fertik's, Ninth Tioga, Phila., Pa. 19140.

**LASER:** Hobbyists, experimenters, amateur scientists. Build your own coherent-light optical laser. Complete instructions, drawings, schematic diagrams and parts list. \$6.00. Same as above, diode laser, \$3.00. Technical Writers Group, Box 5501, State College Station, Raleigh, N.C. 27607.

**REVERBERATOR (ECHO) UNIT:** Build your own. Complete plans, drawings, schematic and parts list. \$3.00. Use with automobile radio, home radio or record player. Technical Writers Group, Box 5501, State College Station, Raleigh, N.C. 27607.

**RADAR:** Build your own ultrasonic doppler radar. Detect motion of people, automobiles, even falling rain drops. Transistorized, uses standard small 9-volt battery. Complete plans, drawings, schematic diagrams and parts list. \$4.00. Technical Writers Group, Box 5501, State College Station, Raleigh, N.C. 27607.

**TV CAMERA:** Build your own. The real thing—no rotating disc. Uses 5 tubes plus videon tube. Output: 72 ohms, and also any channel 2 to 6. Receive on any TV set without modification. Excellent circuit—good picture. Complete plans, drawings, schematic and parts list. \$6.00. Technical Writers Group, Box 5501, State College Station, Raleigh, N.C. 27607.

**STROBOSCOPE:** Build your own. Observe wheels, fan blades, gears, etc. while rotating. Uses 2 tubes and neon bulb. Complete plans, drawings, schematic and parts list. \$3.00. Technical Writers Group, Box 5501, State College Station, Raleigh, N.C. 27607.

**DETECTIVES: ELECTRONIC SURVEILLANCE DEVICES. LOW COST. SIMPLE OPERATION. FREE BROCHURE. DETECTION SYSTEMS—PE, BOX 455 GRAND CENTRAL, NEW YORK CITY 10017.**

**ELECTRONIC "Crackjacks,"** transistors—photocells—relays. Guaranteed prize box \$1.00 plus 15¢ pp. **DART ELECTRONICS**, Box 214, Jericho, N.Y.

**INVESTIGATORS—DETECTIVES—INDUSTRIAL SECURITY OFFICERS:** New 1966 line of Electronic Surveillance Devices. Incorporating most advanced subminiature design. Greater range; lower battery drain; unique sophisticated circuitry; extremely durable. **HIGH QUALITY PROFESSIONAL EQUIPMENT AT ROCK BOTTOM PRICES.** Fool-proof wireless units are extremely **SIMPLE TO USE!** You **DO NOT** have to be an engineer to get **PROFESSIONAL** results with **THIS** equipment. **TROL** 1966 models ready **NOW!** Take advantage of Special Introductory Offer. Don't delay! For **FREE** details write **TROL ELECTRONICS-PE**, 342 Madison Avenue, New York, N.Y. 10017.

**SURVEILLANCE** equipment—Hottest on Market today. Complete Kits, Free Brochure. Tri-Tron, Inc., 7800 Phoenix NE, Albuquerque, New Mexico 87110.

**LOWEST** Prices Electronic Parts. Confidential Catalog Free. **KNAPP**, 3174 8th Ave. S.W., Largo, Fla.

**BUILD A "LIVE" TV CAMERA CHEAPER THAN EVER!** Simplest 5 tube circuit to date. **EXCELLENT PERFORMANCE** acclaimed by hundreds of constructors all over the country. Circuit specifically designed to use maximum number of standard, readily available parts—most can be obtained from "junkbox" or discarded TV sets. We furnish only the hard-to-find components and **EASY-TO-FOLLOW PLANS.** Choose from 6 different kits (including printed circuit models). Prices start as low as \$16.95! Plans included **FREE** with each kit or available separately for \$3.—refundable with later order of any kit. **PERFECT FOR HAMS, EXPERIMENTERS, SCIENCE FAIR STUDENTS.** Check our unbelievable prices. **RUSH 10¢ FOR INFORMATION PACKED CATALOG.** Box 396P, **ATV RESEARCH**, South Sioux City, Nebr. 68776.

**ANEMOMETER** (electric wind speed indicating system) complete with meter, cable, transmitter and walnut desk stand, plus **FREE** rain gauge—\$19.95—Send money order and save shipping charges. Pioneer Sales Co., Box 7151, Dallas, Texas.

**FREE ELECTRONICS** (new and surplus) parts catalog. Bigelow Electronics, Bluffton, Ohio 45817.

**REVERBERATOR:** Build your own echo box for car radio, stereo, guitar. Complete instructions, Schematics and parts list \$3.00. Technical Publications, University Station, Box 14084, Gainesville, Fla.

**BEEP... BEEP... BEEP...** 100 milliwatt, 3 transistor, 2"x1½"x½" CB telemetering transmitter signals its location for miles. Hundreds of scientific and James Bond uses. Build for \$5.00. Illustrated construction manual and **FREE GIFT**, only \$2.00. Details free. Baker Electronics, R.R. 3, Greencastle, Indiana 46135.

**SPECIAL PL-259** Connectors 29¢ (10 lot) 40¢ Single. Postage Paid. Reduced Prices on all Radio Parts, Tubes, Equipment. Midwest Radio Company, 110 East Kansas, Smith Center, Kansas.

**QSL CARDS**—Best quality, price. Write Jac-Mar, Box 522, Dos Palos, Calif. for price list.

**15 DISTANCE** One-tube plans—25¢. "One-tube Handbook"—50¢. Includes Transistor experiments, catalog. Laboratories, 993-L, Redwood City, Calif. 94064.

**BARGAINS!** Electric Motors! Supplies! Manuals! Modelec, Box 10025, Kansas City, Mo. 64111.

**FINALLY!** An antenna mounted miniature 1000 watt 3-30 mc balun that serves as center insulator and lightning protector. Model-A: 75 ohms or 50 ohm unbalanced to 75 ohms or 50 ohms balanced \$10.95. Model-B: 75 ohms unbalanced to 300 ohms balanced \$10.95. Special orders \$12.95. Three weeks delivery. **CYZ Enterprises**, 475 E. 93rd St., Brooklyn, N.Y. 11212.

**GW-52 HEATH** 1-watt Walkie-Talkie. 2 Channels. Excellent \$55. Hervey Townshend, 709 Townsend Ave., New Haven, Conn. 06512.

**SECURITY ELECTRONICS** introduces its **NEW** 1966 line of **SURVEILLANCE EQUIPMENT.** Improved **NEW** designs for maximum performance and greater value. **FREE DETAILS.** Security Electronics-PE, 11 East 43rd St., N.Y., N.Y. 10017.

**NEED RESISTORS?** Brand new, **FAMOUS NAME**, ½ watt 10% standard carbon. Any regular 10% value from 10 ohms to 2.7 megohms, \$.05 each. Postpaid. Any quantity assorted. Pick your own values. Minimum order \$1.00. Immediate delivery. **TEPCO**, Box 508, Tullahoma, Tenn.

**TV CAMERA** Under \$40.00—Completely Transistorized Space Age Flying Spot Scanner—Schematics, Photographs, Plans—\$3.00. Beck, 2950 Sarah Court, Newbury Park, Calif. 91320.

**ELECTRONIC SURVEILLANCE DEVICES**, detectives, hobbyists. **SNOOPER FM** wireless microphone \$44.50. **TAILA-BEEP**, bumper beeper \$74.50. **TELEGAB** phone transmitter \$49.50. Other guaranteed high quality items in our catalog. Fudalla Associates, 1134 Avenue Road, Toronto 12, Ontario, Canada.

**SPIN A BIN**—Four Revolving Trays, 20 Separate Bins. Ideal for Nails, Bolts, Screws, Parts. Height 18¼", Diameter 12". Postage Paid \$15.40. Walker Mfg. Company, 1505 Broadway, Cleveland, Ohio 44115.

**JUNKBOX** parts, 20 pounds \$5.00 **BVE Enterprises**, P.O. Box 411P, Paramus, N.J. 07652.

**HARD-TO-FIND TOOLS** for electronics, model makers, craftsmen. Catalog 10¢. Brookstone, Worthington 12, Mass.

**FREE** Giant 20th Anniversary Catalog. TV Cameras and Electronic Equipment. Denson Electronics, Rockville, Conn.

**WE SELL CONSTRUCTION PLANS.** Telephone Equipment: \$40 Answering Machine, \$15 Bell System Type Speaker Phone, Phonevision \$10 Legal Telephone Connector, Telephone Extension in your cars, \$25 Automatic Dialer, Central Dial System. Television Equipment: \$50 Camera, \$30 3DTV Converter, \$35 All Electronic Color Converter, Video Recorder. Hobbyist: \$50 Ultrasonic Dishwasher, Transistorized Teletype, \$75 Electron Microscope, Electronic Tranquillizer, Private Eye Tail Transmitter, Police Radar Detector plus Legal Jammer, **ALL ELECTRONIC TYPEWRITER.** Plans \$4.95 each. Air Mail Service 50¢ each. **SUPER HOBBY CATALOG** 10¢. Don Britton Enterprises, 7906 Santa Monica Blvd., Hollywood, Calif. 90046.

**WOULD** you like quality guaranteed semi-conductors at unbeatable prices? Write for our 1966 free comprehensive catalogs of products not available elsewhere. Transistors Unlimited Co., 462 Jericho Turnpike, Mineola, N.Y. 11501.

**500 BUSINESS Cards \$2.99 FREE Samples.** Western, 3108-P X Street, Sacramento, Calif. 95817.

**MINIATURE Relays Half-Size DPTD 24 Volt Coil \$3.98, Crystal Cans \$2.75.** Write For Literature. Radco, POB 10473, San Diego, Calif. 92110.

**FREE "HOW TO BUY GOVERNMENT SURPLUS INFORMATION"** With 20 pounds of New Surplus Electronic Equipment. Tubes, Transistors, Relays and countless other valuable components for \$4.95. Send \$1.00 deposit, shipped via parcel post. Evergreen Electronics, Box 2233, Everett, Washington 98202.

## WANTED

**CASH Paid!** Unused tubes, electronic equipment. Barry, 512 Broadway, N.Y.C. 10012.

**QUICKSILVER,** Platinum, Silver, Gold. Ores Analyzed. Free Circular. Mercury Terminal, Norwood, Mass.

**URGENTLY NEED MILITARY SURPLUS:** ARC-27, ARC-34, ARC-38, ARC-44, ARC-52, ARC-55, ARC-73, ARC-84, ARN-14, ARN-18, ARN-21, ARN-59, 51X-2/17L-7, RT-66/GRC THRU 70, RT-77/GRC-9, GRC-19, Test Sets with ARM, UPM, URM, USM, SG Prefixes. Top Dollar Paid. Slep Electronics Company, Drawer 178ZD-PE, Ellenton, Fla. 33532. Phone (813) 722-1843.

**WANTED** Laboratory Test Equipment. Electronicraft, P. O. Box 13, Binghamton, N.Y. 13902.

## HAM EQUIPMENT

**CBER'S, HAMS, SWL'S!** 3-30 MC Preselector kit, \$18.98. Clipper-filter kit, \$10.99; wired \$14.99. GW-10, GW-11, GW-12 Preselector kits, \$8.99, wired \$11.99. Free catalog. **HOLSTROM ASSOCIATES,** P. O. Box 8640-E, Sacramento, Calif. 95822.

## SHORTWAVE LISTENING

**SWL GUIDE,** English programs listed by the hour. **DOUBLE LISTENING PLEASURE.** \$2.00. SWL Guide, 218 Gifford, Syracuse 2, N.Y.

**LP RECORD**—Shortwave station announcements, interval signals, anthems, Pakistan, Jerusalem, Sudan, many more. Broadcast quality. \$3.95 postpaid. **SWL RECORDS,** P. O. Box 150, Culver, Calif. 90231.

**HURRICANE BULLETINS—VOICE OF AMERICA,** etc. Shortwave in your car with **TUNAVERTER!** Guaranteed! Salch & Co., Woodsboro, Texas.

## HIGH FIDELITY

"**LOW,** Low quotes: all components and recorders. HiFi, Roslyn 9, Penna."

**Hi-Fi Components, Tape Recorders,** at guaranteed "We Will Not Be Undersold" prices. 15-day money-back guarantee. Two-year warranty. No Catalog. Quotations Free. Hi-Fidelity Center, 1797 (P) 1st Avenue, New York, N. Y. 10028.

**FREE!** Send for money saving stereo catalog #P12E and lowest quotations on your individual component, tape recorder, or system requirements. Electronic Values, Inc., 200 W. 20th St., New York, N.Y. 10011.

**NEW Mfrs. B.S.R.** record changers, UA15 model with stereo cartridge \$13 each. Parts guaranteed or units exchanged. Quantity discount. **CHANGERS,** Box 144, Jerome Avenue Station, Bronx, N.Y. 10468.

## REPAIRS AND SERVICES

**TV Tuners** rebuilt and aligned per manufacturers specification. Only \$9.50. Any make UHF or VHF. We ship COD. Ninety day written guarantee. Ship complete with tubes or write for free mailing kit and dealer brochure. **JW Electronics,** Box 51C, Bloomington, Indiana.

**METERS—TEST EQUIPMENT REPAIRED—CALIBRATED.** Free catalog. Bigelow Electronics, Bluffton, Ohio 45817.

**TAPE** Recorder repair specialist answers your questions. \$1.00, **TAPE,** 10602 Mount Auburn, Cleveland, Ohio 44104.

## TUBES

**BEFORE** You Buy Receiving Tubes, Transistors, Diodes, Electronic Components and Accessories . . . send for Giant Free Zalytron Current Catalog, featuring Standard Brand Tubes: RCA, GE, etc.—all Brand new Premium Quality Individually Boxed, One Year Guarantee—all at Biggest Discounts in America! We serve professional servicemen, hobbyists, experimenters, engineers, technicians. Why Pay More? Zalytron Tube Corp., 469-E Jericho Turnpike, Mineola, N. Y. 11502.

**TUBE** Headquarters of World! Send 10¢ for Catalog (tubes, electronic equipment) Barry, 512 Broadway, N.Y.C. 10012.

**RADIO & T.V. Tubes—33¢ each.** Send for free list. Cornell, 4213 University, San Diego, California 92105.

**TUBES "Oldies",** latest. Lists free. Steinmetz, 7519 Maplewood, Hammond, Indiana 46324.

**FREE** Catalog. Electronic parts, tubes. Wholesale. Thousands of items. Unbeatable prices. Arcturus Electronics ZD, 502-22 St., Union City, N.J. 07087.

## TAPE AND RECORDERS

**BEFORE** Renting Stereo Tapes try us. Postpaid both ways—no deposit—immediate delivery. Quality—Dependability—Service—Satisfaction—prevail here. If you've been dissatisfied in the past, your initial order will prove this is no idle boast. Free Catalog. Gold Coast Tape Library, Box 2262, Palm Village Station, Hialeah, Fla. 33012.

**RENT** Stereo Tapes—over 2,500 different—all major labels—free brochure. Stereo—Parti, 1616-PE Terrace Way, Santa Rosa, California.

**STEREO TAPES.** Save up to 60% (no membership fees, postpaid anywhere U.S.A.). Free 60 page catalog. We discount batteries, recorders, tape accessories. Beware of slogans "not undersold," as the discount information you supply our competitor is usually reported to the factory. **SAXITONE,** 1776 Columbia Road, Washington, D.C.

**RENT 4-TRACK STEREO TAPES**—Narrow it down, it has to be **TRIMOR**—Goodbye to partial satisfaction—Service and Dependability our keynote—**ALL LABELS** and **TITLES BROCHURE** and **TAPE CATALOG.** **TRIMOR** Company P. O. Box 748, Flushing, N.Y. 11352.

**TAPE RECORDER SALE.** Brand new, latest models, \$10.00 above cost. Arkay Sales, 1028-C Commonwealth Ave., Boston, Mass. 02215.

**TAPES: RECORDERS: ACCESSORIES: FINEST QUALITY, LOWEST PRICES. SEND FOR FREE LIST AND PREMIUM OFFERS.** **TAPE MART, DEPT. C,** 39-17 47TH AVENUE, LONG ISLAND CITY, N.Y. 11104.

**TAPE** transport. NAB recording studio quality. Build yourself for amazingly low cost. Detailed plans \$5.00. Free particulars. Pepke Laboratories, 309-B West 19 Street, New York, N.Y. 10011.

**TAPE-MATES** makes available to you—**ALL 4 Track Stereo Tapes—ALL labels—at TREMENDOUS SAVINGS**—also **3 HOUR** Long-Play Stereo tape albums—**CLASSICAL—POP—JAZZ—DANCE** and **VARIETY**—Top recording artists—**ONLY \$9.95** plus a complete **CAR-STEREO** music **LIBRARY** and **PLAYER**—all **POSTAGE-FREE** to your door—**FREE** Tape-Mates Membership with initial order—for **FREE BROCHURE** write **TAPE-MATES,** 5280P W. Pico Blvd., Los Angeles, Calif. 90019.

**AUTOMATIC** telephone connection for battery operated Concord, Panasonic, Craig, Aiwa and other brands. Also Surveillance Devices and accessories. Free Details, Electronics, Box 301, N.Y. 10028.

**STEREO TAPES, RECORDS.** All Labels. Lowest Prices. No membership Requirements. **LMSE,** 3415 SE 22nd, Des Moines, Iowa.



## INSTRUCTION

**LEARN** While Asleep, hypnotize with your recorder, phonograph. Astonishing details, sensational catalog free! Sleep-Learning Association, Box 24-ZD, Olympia, Wash.

**FCC License** in 6 weeks. First Class Radio telephone. Results Guaranteed. Elkins Radio School, 2603B Inwood, Dallas, Texas.

**HIGHLY**—effective home study review for FCC commercial phone exams. Free literature! Cook's School of Electronics, Craigmont, Idaho 83523.

**REI** First Class Radio Telephone License in (5) weeks Guaranteed. Tuition \$295.00. Job placement free. Radio Engineering Institute, 1336 Main Street, Sarasota, Fla.

**ELECTRONICS**—F.C.C. License Training—Correspondence, or resident classes. Free details. Write: Dept. 3, Grantham Schools, 1505 N. Western, Hollywood, Calif. 90027.

**LEARN ELECTRONIC ORGAN SERVICING** at home all makes including transistors. Experimental kit—troubleshooting. Accredited NHSC. Free Booklet. **NILES BRYANT SCHOOL**, 3631 Stockton. Dept. A, Sacramento 20, Calif.

**PICTORIAL** Study In Amateur Radio. Free Details. Dwight Cross, 1212 Lynch, St. Louis, Mo. 63118.

**FCC LICENSE TRAINING THROUGH TAPE RECORDED INSTRUCTION.** Bob Johnson Audio-Visual License Training, 221 S. Sepulveda, Manhattan Beach, Calif.

**ELECTRONIC** Courses. Free sample lesson and complete information. Huntington Institute, Box 2244A, Huntington Park, Calif.

**DRAFTING** (Electronic, Mechanical, Architectural, Art). Home Courses \$25.00. Send \$2.00 first lesson. Prior, Inc. 23-09 169 Street, Whitestone 57, N.Y.

## GOVERNMENT SURPLUS

**"GOVERNMENT SELLS"**—Surplus Electronics; Oscilloscopes; Transceivers; Test Equipment; Radar; Walkie-Talkies; Boats; Jeeps; Aircraft; Misc.—Send For—"U.S. Depot Directory-Procedure"—\$1.00—Service, Box 425 (ZE), Nanuet, N.Y.

**GOVERNMENT Surplus.** Complete Sales Directory \$1.00. Surplus Publications, Box 45781E, Los Angeles 45, Calif.

**JEEPS** from \$53.90. . . Trucks from \$78.40—Boats, Typewriters, Airplanes, Electronic Equipment, 100,000 Bargains "as is" Direct From Government in Your Area. Complete Sales Directory and Surplus Catalog \$1.00 (Deductible First \$10.00 Order). Surplus Service, Box 820-J, Holland, Michigan.

**JEEPS FROM**—\$52.50, Typewriters From—\$4.15, Cars From—\$31.50, Walkie-Talkies, Guns, Airplanes, Boats. Typical "As Is" Bid Bargains From Uncle Sam. Tremendous Variety. Exciting Free List. Write: Enterprises, Box 402-B4, Jamaica, New York 11430.

## RECORDS

**DISCOUNT** Records, All Labels—Free List. Write Cliff House, Box 42-P, Utica, N.Y.

**PROTECT YOUR RECORDS!** Two Cleaning Cloths \$1.00. Towers, Lafayette Hill, Pa. 19444.

## INVENTIONS WANTED

**INVENTIONS** wanted. Patented; unpatented. Global Marketing Service, 2420-P 77th, Oakland 5, Calif.

**INVENTORS.** We will develop, help sell your idea or invention, patented or unpatented. Our national manufacturer clients are urgently seeking new items for outright cash sale or royalties. Financial assistance available. 10 years proven performance. For free information, write Dept. 41, Wall Street Invention Brokerage, 79 Wall Street, New York 5, N.Y.

**INVENTORS!** Sell your invention for cash or royalties! Our client manufacturers eagerly seek new items. Patented. Unpatented. Financial assistance if needed. 25 years proven performance. For free information, write Dept. 20, Gilbert Adams, Invention Broker, 80 Wall St., New York 5, N.Y.

**INVENTORS!** Outright cash sale or royalties for your inventions. Patented. Unpatented. Active demand from our client manufacturers. Financial assistance available. Write Dept. 35, United States Invention Brokerage, 78 Wall Street, New York 5, N.Y.

**INVENTORS!** Don't sell your invention, patented or unpatented, until you receive our offer. Eagle Development Company, Dept. P, 79 Wall Street, N.Y. 5, N.Y.

**PATENT** Searches including Maximum speed, full airmail report and closest patent copies, \$6.00. Quality searches expertly administered. Complete secrecy guaranteed. Free Invention Protection forms and "Patent Information." Write Dept. 9, Washington Patent Office Search Bureau, 1426 G Street, N.W., Washington 4, D.C.

**INVENTORS** Needing Help with any problem, financial, development, securing manufacturer, obtaining patent. Write the organization that delivers action and results—not promises. Pioneer Invention Service, Dept. 79, 150 Broadway, New York 38, N.Y.

**IMMEDIATE** cash, for Patent Applications, free Patent Searches. Write for details, Universal Patents, 184-X, Marion, Ohio.

## REAL ESTATE

**FLORIDA WATER WONDERLAND**—Home, cottage Mobil-sites. Established area. \$590 full price, \$9.00 a month. Swimming, fishing, boating. Write: Lake Weir, Box KG38, Silver Springs, Fla. AD 6-1070 (F-1)

**FREE!—FALL-WINTER CATALOG** Big, 180 Pages! Selected Best thruout the U.S. Thousands of properties described, pictured—Land, farms, homes, businesses—Recreation, Retirement. 490 offices, 35 states coast to coast. World's Largest. Mailed **FREE!** **STROUT REALTY**, 50-ZD E. 42nd St., N.Y., N.Y. 10017.

**CANADIAN VACATION LANDS:** Full price \$385.00. 40 acres, \$10 month. Suitable cottage sites, hunting, fishing, investment. Free information, Land Corporation, 3768-P, Bathurst, Downsview, Ontario, Canada.

**FREE!** 152-page illustrated catalog! Over 1700 **PICTURES!** Farms, Ranches, Homes, Businesses, Vacation and Retirement Properties in 28 states coast to coast! **UNITED FARM AGENCY**, 612-EP West 47th St., Kansas City, Mo. 64112.

## PHOTOGRAPHY—FILM, EQUIPMENT, SERVICES

**MEDICAL** Film—Adults Only—"Childbirth"—1 reel 8mm \$7.50—16mm \$14.95. International-E, Greenvale, L.I., New York.

**SCIENCE** Bargains—Request Free Giant Catalog "CJ"—148 pages—Astronomical Telescopes, Microscopes, Lenses, Binoculars, Kits, Parts. War surplus bargains. Edmund Scientific Co., Barrington, New Jersey.

## DO-IT-YOURSELF

**TRANSISTORIZED** Two Band Kit, Tunes Aircraft, Foreign, Police and Broadcast. \$5. Headset \$2. Ekeradio, Box 131, Temple City, Calif.

**SWIMMING POOL, FILTER,** Sauna Bath Construction Plans, Instructions. Sven Wichman, P.E., Raimond St., Yaphank, N.Y. 11980.

## PRINTING

**1,000 NAME** and Address Labels \$1.00. LaParl, 1513 Springwells, Detroit, Michigan 48209.



## EDUCATIONAL OPPORTUNITIES

**LEARN** While Asleep. Remarkable, Scientific, 92% Effective. Details Free. ASR Foundation, Box 7021, Dept. e.g., Lexington, Kentucky.

**EARN VALID** Undergraduate or Graduate Degree Through Correspondence. Catalog Gratis. Dean, Bretton Woods University, 3936 East 10th Street, Indianapolis, Ind. 46201.

**B.Sc. DEGREE** (Engineering) or College Entrance by home study. Send \$1 for 1966 Prospectus. CIST, Suite 693, 263 Adelaide St. W., Toronto, Canada.

## PERSONALS

**INVESTIGATORS, FREE BROCHURE, LATEST SUBMINIATURE ELECTRONIC SURVEILLANCE EQUIPMENT. ACE ELECTRONICS, 11500-K NW 7TH AVE., MIAMI 50, FLA.**

**BORROW \$1,233 AIRMAIL!** Repay \$54 for twenty-nine months. State licensed. Postal Finance, Dept. 84-V, Kansas City, Kansas 66117.

**KISS** your boss goodbye! Mail advertising for me. 1 dropship. Details 25¢. Elton's, Box 18223-PE28, Indianapolis, Indiana 46218.

**"HYPNOTIZE** . . . One word . . . One fingersnap," on stage. Satisfaction—or refund. \$2.00. Hypnomaster, Box 9309-E8, Chicago 90.

## EMPLOYMENT INFORMATION

**FOREIGN** Employment. Construction, other work projects. Good paying overseas jobs with extras, travel expenses. Write only: Foreign Service Bureau, Dept. D, Bradenton Beach, Florida.

## BUSINESS OPPORTUNITIES

**INVESTIGATE** Accidents—Earn \$750 to \$1,400 monthly. Men urgently needed. Car furnished. Business expenses paid. No selling. No college education necessary. Pick own job location. Investigate full time. Or earn \$6.44 hour spare time. Write for Free literature. No obligation. Universal, CZ-12, 6801 Hillcrest, Dallas 5, Texas.

**VENDING** Machines—No Selling. Operate a route of coin machines and earn amazing profits. 32-page catalog free. Parkway Machine Corporation, 715PE Ensor Street, Baltimore 2, Md.

**ELECTROPLATING** Equipment and supplies. All types for home workshops and industrial. Send \$1.00 (refundable) for equipment guide formulas, operating data, catalog. HBS Equipment Division 90, 3543 East 16th, Los Angeles, California. 90023.

**MADE \$40,000.00** Year by Mailorder! Helped others make money! Start with \$10.00—Free Proof. Torrey, Box 3566-N, Oklahoma City, Oklahoma 73106.

**PIANO** Tuning learned quickly at home. Tremendous field! Musical knowledge unnecessary. Information free. Empire School of Piano Tuning. Dept. PE, Box 327, Shendoah Station, Miami, Florida 33145. (Founded 1935.)

**FREE** Book "990 Successful, little-known Businesses." Work home! Plymouth-845P, Brooklyn, N.Y. 11218.

**SELL CB EQUIPMENT**—Dealerships available to aggressive people who can sell Citizens Band Radio full or part time. Knox Electronic, Dept 194, Galesburg, Ill. 61401.

**BIG** Money in 4 Corners of The World: Learn TV and radio repair at home. You receive 19 kits including multimeter, oscilloscope, signal tracer. Send for Free Book, pay-later plan. Christy Trades School, Dept. A-2614, 3214 West Lawrence Avenue, Chicago, Ill. 60625.

# 1¢ SALE!!!

- DISC CONDENSERS . . . 30 for \$1 60 for 1.01
- PRECISION RESISTORS .30 for \$1 60 for 1.01
- 10-WATT ZENER 30V . . . 1 for \$1 2 for 1.01
- 25 AMP RECTIFIERS .50V, 2 for \$1 4 for 1.01
- SWITCHING TRANS'TRS: .15 for \$1 30 for 1.01
- "MICRO" ZENERS 6-volt. . . 6 for \$1 12 for 1.01
- GERMANIUM DIODES . . . 25 for \$1 50 for 1.01
- 20-WATT TRANSISTORS . . 3 for \$1 6 for 1.01
- TRANSISTORS . . . . . 30 for \$1 60 for 1.01
- 115/60c TO 6.3A. 3A XFMR 1 for \$1 2 for 1.01
- 2N1613 100MC TRANS . . . 1 for \$1 2 for 1.01
- 40-WATT TRANSISTORS . . 2 for \$1 4 for 1.01
- SOLAR "SUN" CELLS . . . 4 for \$1 8 for 1.01
- 200MC 2N705's TRANS'TRS. 2 for \$1 4 for 1.01
- 20W NPN SIL. 2N1647 . . . 1 for \$1 2 for 1.01
- CLIP-IN DIODES SILICON . . 25 for \$1 30 for 1.01
- EPOXY RECTIFIERS . . . . . 15 for \$1 50 for 1.01
- IGNITION SWTG TRANS'TRS 1 for \$1 2 for 1.01
- 2N706 500MW, 300MC NPN 2 for \$1 4 for 1.01

- 4 2N170 TRANSISTORS, by GE, npn for gen'l use \$1
- 5 2N107 TRANS'TRS, by GE, pnp, pop, audio pak \$1
- 3 INFRA-RED DETECTORS, with leads . . . . . \$1
- \$25 SURPRISE PAK: transistors, rect, diodes, etc. \$1
- 75 HALF WATERS, asst incl: A.B., 5% tool . . . \$1
- 10 POPULAR CK722 TRANSISTORS, pnp, no test \$1
- 60 TUBULAR CONDENSERS, to .5mf, to 1Kv, asst \$1
- 60 CERAMIC CONDENSERS, discs, npo's, to .95 \$1
- 15 PNP TRANSISTORS, CK722, 2N35, 107, . . . . . \$1
- 15 NPN TRANSISTORS, 2N35, 170, 440, . . . . . \$1

3-TRANSISTOR AMPLIFIER SALE  TRANSISTORS 100 for \$2.98

• Only 3"x2"x3/4"  
• Printed circuit  
• Wired.

Power, Audio, RF, untested

TERMS: Add postage avg. wt. per pak 1 lb.  10¢ PARTS BARGAIN CATALOG

**POLY PAKS** P.O. BOX 942E LYNNFIELD, MASS.

CIRCLE NO. 30 ON READER SERVICE PAGE

**RAISE RABBITS** for us on \$500 month plan. Free details. White's Rabbitry, Mt. Vernon 28, Ohio.

**ARNOLD PALMER OFFERS YOU** unequalled opportunity to profit from tremendous popularity of golf and power of Palmer. Highly profitable exclusive Palmer Golf Franchises available. Complete national program. Hefty Profits—minimum investment. Write for details. Arnold Palmer Enterprises, Dept. CD, Pleasantville, N.J. Tel. 609-646-3500.

**OWN** Discount Outlet Store. Sell numerous kinds factory surplus and bankrupt goods. 100% financing to qualified. Credit references and \$10.00 for application and details. First come first served. Associated, 2915 Henderson, Cleveland, Tenn.

**ALL TYPES** of businesses coast to coast! Over 350 local offices to serve you. Write for FREE "Business and Income Property Bulletin." UNITED FARM AGENCY, 612-EP West 47th St., Kansas City, Mo. 64112.

## MOVIE FILMS

**THIS** Christmas, Give or Get **INDY "500"** 8mm Color Movie Library by "pro" cameramen. Three most thrilling Indianapolis "500" Races—1963 is \$10.95 ppd.—1964 is \$11.95 ppd.—1965 is \$12.95 ppd. Outstanding \$35.85 Value! Buy All 3 Together **ONLY \$31.95 ppd., SAVE \$3.90.** Send Check or money order to: **SPORTLITE "500" FILMS**, Dept. CPE, 20 N. Wacker Drive, Chicago, Ill. 60606.

## EQUIPMENT

**McGEE** Radio Company. Big 1966 Catalog Sent Free. America's Best Values. HiFi-Amplifiers—Speakers—Electronic Parts. Send name, address and zip code number to McGee Radio Company, 1901 McGee Street, Dept. EG, Kansas City, Mo. 64108.

## PHOTOGRAPHS

**PHOTOGRAPHS** and transparencies wanted, to \$500.00 each. Valuable information free—Write Intraphoto-PE, Box 74067, Hollywood 90004.

## STAMPS AND COINS

**SPECIAL TRIPLE OFFER**—111 All Different Stamps—25 All Different Topicals—Full Year's Membership in Las Vegas Stamp Society—All for \$1.00. Our system puts your duplicate stamps to work for you, and gives you full catalog value for same. **KINNEAR**, 558AG Oakley Blvd., Las Vegas, Nevada 89105.

**100 DIFFERENT TURKEY**—15¢! Approvals, Bargain Price-lists. Yntema-Schneider, Box 728B, Holland, Mich. 49424.

**SPACEPHOBIA?** Monaco Nudes Plus 100 Different. All for 10¢ with Approvals. BKJ, Astor, Boston, Mass. 02123.

**FIFTY Indian Pennies** \$14.00. **BROOKLINE COIN**, Box G, Auburn, Mass.

## MAGNETS

**ALNICO-CERAMIC-FLEXIBLE-ASSEMBLIES.** What you need, we have. Maryland Magnet, 5412H Gist, Baltimore, Md. 21215.

## DETECTIVES

**DETECTIVE Opportunities.** Experience unnecessary. Write, Wazgner, 125 West 86th, New York 10024.

## REMAILING SERVICE

**MIAMI** remains 25¢. Monthly rates. Marle, Dept. E, Box 1266, Coral Gables, Fla. 33134.

## MISCELLANEOUS

**HYPNOTIZE** secretly, cleverly, one glance . . . or money back. \$2. Elton's, Box 18223-PE2, Indianapolis, Indiana, 46218.

**BEERS, PEACH BRANDY, WINES**—Strongest Formulas, \$2.00. (Complete brew supplies—hydrometers catalog 10¢)—Research Enterprises, 29-D Samoset Rd., Woburn, Mass.

**RADIO ANNOUNCING.** Learn Home! Books, magazines: Disk Jockey, Box 11-PE, Aberdeen, South Dakota 57401.

**"MUSCLE BUILDING SHORTCUT."** \$2. Uses self-hypnosis. Results or refund. Elton's, Box 18223-PE27, Indianapolis, Ind. 46218.

**WINEMAKERS:** Free illustrated catalog of yeasts, equipment. Semplex, Box 7208, Minneapolis, Minn. 55412.

**POEMS Wanted For New Songs.** Tin Pan Alley, Inc., 1650 Broadway, New York, N.Y. 10019.

**ENVELOPES.** Paper. Ribbons. Stencils. Carbons. Ink. Catalog: Tower, Lafayette Hill, Pa. 19444.

**REPAIR** electrical appliances. Make money. 275 page course only \$3. All appliances . . . all problems. Satisfaction or refund. Elton's, Box 18223-PE42, Indianapolis, Ind. 46218.

**STAMMER**—Stutter—No More. (Dr. Young). Write: Gaucho, Box 9309-E8, Chicago 90.


**HYPNO-COIN** . . . hides in palm of hand. Hypnotize men or women secretly, effortlessly . . . or refund. \$2. Elton's, Box 18223-PE44, Indianapolis, Indiana 46218.

**CHRISTMAS Cards** Remailed from **CHRISTMAS, FLORIDA.** Prepare your cards with postage, ship to **ROBERTS**, 1008 Lee, Rockledge, Fla. \$2.00 Fee.

## POPULAR ELECTRONICS December 1965 ADVERTISERS INDEX

READER SERVICE NO.	ADVERTISER	PAGE NO.
	ATV Research . . . . .	102
1	Allied Radio . . . . .	100
	American Institute of Engineering & Technology . . . . .	104
2	Amphenol Distributor Division, Amphenol Corporation . . . . .	20
3	Antenna Specialists Co., The . . . . .	40
4	B&K Manufacturing Co. . . . .	5
	Birnbach Radio Company Inc. . . . .	38
5	Browning Laboratories, Inc. . . . .	100
6	Burstein-Applebee Co. . . . .	107
	Capitol Radio Engineering Institute, The . . . . .	7
	Cleveland Institute of Electronics 34, 35, 36, 37 . . . . .	108
50	Cleveland Institute of Electronics . . . . .	108
7	Conar . . . . .	32
48	Control Data Institute . . . . .	98
	Coyne Electronics Institute . . . . .	102
	Cush Craft . . . . .	104
	DeVry Technical Institute . . . . .	3
47	E.C.I. Electronics Communications, Inc. . . . .	13
8	EICO Electronic Instrument Co., Inc. . . . .	33
9	Eastman Kodak Company . . . . .	25
49	Electro Products Laboratories, Inc. . . . .	88
11	Electro-Voice, Inc. . . . .	FOURTH COVER
10	Empire Scientific Corp. . . . .	108
12	Finney Company, The . . . . .	9
13	Fisher Radio Corporation . . . . .	23
	Grantham School of Electronics . . . . .	101
15	Hallierafters . . . . .	105
16	Heath Company . . . . .	90, 91, 93, 95
14	Hy-Gain Electronics Corporation . . . . .	THIRD COVER
17	IMC Magnetics Corp. . . . .	103
18	International Crystal Mfg. Co., Inc. . . . .	101
19	JFD Electronics Corporation . . . . .	27
20	Jerrold Electronics Corporation . . . . .	4
21	Johnson Company, E.F. . . . .	94
22	Kuhn Electronics Inc. . . . .	92
23	Lafayette Radio Electronics . . . . .	39
51	Mercury Electronics Corp. . . . .	106
36	Metrotek Electronics, Inc. . . . .	82, 83
24	Miller Company, J.W. . . . .	97
25	Milwaukee School of Engineering . . . . .	12
26	Multi-Elmac Company . . . . .	26
	National Radio Institute . . . . .	SECOND COVER, 1
	National Technical Schools . . . . .	16, 17, 18, 19
27	New-Tronics Corporation . . . . .	96
28	Olson Electronics Incorporated . . . . .	103
29	Pearce-Simpson, Inc. . . . .	30
30	Poly Paks . . . . .	117
31	Precise Electronics, Division of Designatronics, Inc. . . . .	29
32	Progressive "Edu-Kits" Inc. . . . .	21
33	RCA Electronic Components and Devices . . . . .	11
34	RCA Electronic Components and Devices . . . . .	31
35	RCA Electronic Components and Devices . . . . .	79
	RCA Institutes, Inc. . . . .	84, 85, 86, 87
36	Regency Electronics, Inc. . . . .	82, 83
37	Sams & Co., Inc., Howard W. . . . .	28
38	Shure Brothers, Inc. . . . .	8
39	Sonar Radio Corporation . . . . .	109
40	Telex/Acoustic Products . . . . .	96
41	Texas Crystals . . . . .	98
42	Turner Microphone Company, The . . . . .	14
43	United Radio Co. . . . .	115
44	University Sound . . . . .	99
	Valparaiso Technical Institute . . . . .	104
45	Weller Electric Corp. . . . .	6
46	Xcelite Inc. . . . .	10

CLASSIFIED ADVERTISING 112, 113, 114, 115,  
116, 117, 118



## NEW DUO-BEAM 10 by hy-gain

Now, with Hy-Gain's Duo-Beam 10, you can add miles of distance to your Citizens Band range...transmit and receive stronger and clearer signals in the area you've been working. And, because the Duo-Beam 10 is ROTATABLE, you can do it with PINPOINT ACCURACY in any of the 360 degrees surrounding your station! The Duo-Beam 10 is a twin-driven 10 element beam that re-forms the 5 watts output power from your transceiver and funnels it in a "ray-like" path close to the ground to deliver you power equivalent to what you'd get from a CB rig with output power as high as 120 watts. That's "Talk Power." The Duo-Beam 10 is rugged, too...all heavy gauge aluminum construction with iridite treated hardware... designed to survive 80 mph winds. Easy to install on rooftop towers, TV towers, or on a 1 1/2" mast...It's guaranteed to outperform any legal antenna for CB. Model 1110DB \$99.95 Net

### 93 Watts TALK POWER...

**DUO-BEAM 6**—Another new rotatable Duo-Beam by Hy-Gain...twin-driven 6 element model that delivers 93 watts "Talk Power." Guaranteed to outperform any legal CB antenna other than the Duo-Beam 10. Model 116DB . . . \$69.95 Net

### 42 Watts TALK POWER...

**DUO-BEAM 4**—The smallest of Hy-Gain's new rotatable Duo-Beams...a 4 element model that delivers 42 watts "Talk Power." Guaranteed to outperform any legal CB antenna other than the Duo-Beam 6 or 10. Model 114DB . . . \$39.95 Net

Available now from your Hy-Gain Dealer or Distributor  
Send for complete descriptive literature—Form No. 13

**HY-GAIN ELECTRONICS CORPORATION**  
8504 N.E. Highway 6—Lincoln, Nebraska 68501

CIRCLE NO. 14 ON READER SERVICE PAGE



## In this age of extravagance we set out to build the sensible receiver!

**Ey** We assume your first interest is in the music, not the machine — with no zest for unneeded bulk, excess cost, or useless gewgaws in your equipment.

That's why controls are uncomplicated on the E-V 1178 receiver, despite its versatility.

That's why it is one of the smallest all solid state receivers you can find, despite its 50 watt amplifier power

and full AM/Stereo FM capabilities.

And that's why our performance standards meet the most critical musical taste, not some theoretical ultimate of perfection in printed specifications. The sound is just exceedingly good.

The crisp decorator look of the E-V receiver is your extra bonus.

Just \$315.00 with integral walnut-paneled enclosure.

Guaranteed for two years — the new Model E-V 1178.

We also offer a Stereo FM receiver (E-V 1177) realistically priced at \$280.00. Separate tuners and amplifiers, too. A postcard will bring our color brochure. It makes good sense.

**ELECTRO-VOICE, INC.**  
Dept. 1254P, 630 Cecil Street  
Buchanan, Michigan 49107

**ElectroVoice**<sup>®</sup>  
SETTING NEW STANDARDS IN SOUND

CIRCLE NO. 11 ON READER SERVICE PAGE