

LAUNCHING A CAREER IN ELECTRONICS

POPULAR SEPTEMBER ELECTRONICS 1965

35
CENTS


BUILD:

Smoke Detector
Automatic On/Off Light Control
Transformerless Test Speaker

We Test-Build Heathkit GD-983 Electronic Organ


**Breadboarding For
Easy Circuit
Experimentation**
(Page 67)

**PLUS
NEW FEATURE:
Parts Profiles**



ERIE
2982 POPLAR ST
G JOHNSON
08 PA
E1265 642676J0H2982PC089





COMPARE. You'll find—as have tens of thousands of NRI graduates—that NRI training gives you more value. From the delivery of your first lessons in the remarkable NRI Achievement Kit we send you on enrolling, to “bite size” easily-read texts carefully programmed with custom-designed training kits . . . NRI can't be beat. Text for text, kit for kit, dollar for dollar—your best home-study buy is unquestionably NRI. (And NRI training costs you less than one semester's tuition at most colleges.)

Get a Faster Start with NRI's New, Exciting Achievement Kit

The day we receive your enrollment application we mail out your new NRI Achievement Kit. This attractive starter kit is an outstanding, logical way to help you get an easier, faster start in the training of your choice. It is the first of a number of special training aids developed in the NRI laboratories to make your adventure into Electronics exciting, meaningful. What's

in it? Your first group of lesson texts; a rich, vinyl desk folder to hold your material; the industry's most complete Radio-TV Electronics Dictionary; valuable reference texts; lesson answer sheets; envelopes; pencils; pen; engineer's ruler; even postage. No other school has anything like it.

Learning Becomes an Absorbing Adventure with NRI Training Kits

Electronics comes alive with NRI training kits. What better way to learn than by *doing*? NRI pioneered and perfected the “home lab” technique of training at home in spare time. You get your hands on actual parts to build, experiment, explore, discover. NRI invites comparison with training equipment offered by any other school. Begin *now* this exciting program of practical learning. Whatever your need . . . whatever your education . . . there's an NRI instruction plan for you, at low tuition rates. Get all the facts. Fill in and mail the postage-free card today. NATIONAL RADIO INSTITUTE, Electronics Division, Washington, D. C. 20016

Join the thousands who gained success with NRI



“I average \$150.-\$170. a month in spare time fixing radio and TV sets, and plan to start my own full-time business. I wish it were possible to tell every man of the wonderful opportunities.” WILLIAM L. KING, Yoakum, Texas.



“I am a Frequency Coordinator for the 11th Naval District. The course I completed was priceless in my work. I was a blue collar worker, now I am a white collar worker.” JOHN J. JENKINS, San Diego, Calif.

“Many thanks to NRI for the Electronics training I received. I hold a First Class FCC License and am employed as a studio and master control engineer/technician with KXJB-TV.” RONALD L. WOOD, Fargo, N. D.



“I am a Senior Engineering Aid at Litton Systems, in charge of checkout of magnetic recording devices for our computers. Without the help of NRI I would still be working in a factory.” DAVID F. CONRAD, Reseda, Calif.



Pick your field of ELECTRONICS

NOW NRI OFFERS YOU 10 WAYS TO TRAIN AT HOME IN SPARE TIME

Any training—if it is to be worth your time and money—must give you the knowledge and the skills you seek, the knowledge and the skills employers want. That's why NRI puts emphasis on providing a *choice* of carefully developed training plans in Electronics. NRI now offers you 10 ways to train at home . . . 10 ways to meet the challenge of today's job market by training with NRI for a career in Electronics, for part-time earnings, or

simply for developing a new, fascinating hobby. The proof of the quality of NRI training plans is in its record of tens of thousands of successful graduates and the reputation NRI holds throughout the Electronics industry. Move ahead now in this exciting, growing field. Select the training plans of most interest to you and mail the postage-free card today. NATIONAL RADIO INSTITUTE, Electronics Division, Washington, D. C. 20016.



TELEVISION-RADIO SERVICING

Complete training from basic fundamentals of electricity to home entertainment equipment. You learn to fix radios, hi-fi and stereo sets, black-and-white and color TV, etc. A profitable field full or part-time.



INDUSTRIAL-MILITARY ELECTRONICS

From basic principles to computers. A comprehensive training plan that teaches you the fundamentals, then takes you into such modern-day miracles as servos, telemetry, multiplexing, phase circuitry, other subjects.



COMPLETE COMMUNICATIONS*

Designed to teach and provide you with actual practice in operation, service and maintenance of AM, FM, and TV broadcasting stations. Also covers marine, aviation, mobile radio, facsimile, microwave, radar.



FCC LICENSE*

Specifically designed short course to prepare you for your First Class FCC Radiotelephone License examinations. You begin with fundamental Electronic principles, advance to required subjects covering equipment, procedures.



MATH FOR ELECTRONICS

A brief course for engineers and technicians who need a quick review of essential mathematics used in industry, communications, in government jobs. Basic arithmetic review, short-cut formulas, modern digital number systems, much more.



BASIC ELECTRONICS

A concise course to teach modern Electronic terminology and components. A wealth of practical, useful information to help you better understand the field, give you some technical knowledge. For anyone who wants a basic understanding of Radio-TV Electronics.



ELECTRONICS FOR AUTOMATION

Not for beginners, but for men with some fundamental knowledge of Electronics who want an understanding of Automation in present use. Covers process control, ultrasonics, telemetering and remote control, electromechanical measurements, other subjects.



AVIATION COMMUNICATIONS*

Prepares you to install, maintain, service aircraft communications equipment. Covers direction finders, ranges, markers, Loran, Shoran, Radar, landing systems. Earn your First Class FCC License with Radar Endorsement.



MARINE COMMUNICATIONS*

Covers transmitters, direction finders, depth indicators, radar, sonar, other equipment used on commercial ships and pleasure boats. Prepares you for First Class FCC License with Radar Endorsement.



MOBILE COMMUNICATIONS*

Learn to install and maintain mobile equipment and associated base stations. Covers transmitters and receivers used by police and fire departments, public utilities, construction firms, taxis, etc. Prepares for First Class FCC License.

*NOTE: You must pass your FCC License exams (any Communications course) or NRI refunds in full the tuition you have paid.

Our 50th Year of Leadership in Electronics Training



POPULAR ELECTRONICS



POPULAR ELECTRONICS is indexed
in the Readers' Guide
to Periodical Literature
This month's cover photo by
Bruce Pendleton

VOLUME 23

SEPTEMBER, 1965

NUMBER 3

Special Feature

Project CHOOSE	Ken Gilmore	41
<i>Part 1: Resident Schools</i>		

Electronic Construction Projects

Smoke Alarm for Your Home	H. St. Laurent	49
Transformerless Multi-Impedance Test Speaker	Homer L. Davidson	59
Phasing Speaker Systems	John A. Dewar	66
Li'l Dusker—The Light Watchman	Donald E. Lancaster	73

Amateur, CB, and SWL

Predicted Radio Receiving Conditions	Stanley Leinwall	77
Amateur Radio: Working on 21 Megacycles	Herb S. Brier, W9EGQ	81
Short-Wave Listening: News from Around the World	Hank Bennett, W2PNA	83
English-Language Newscasts to North America		84
On the Citizens Band: Progress on National Congress for CB'ers	Matt P. Spinello, KHC2060	90
Short-Wave Monitor Certificate Application		113
DX States Awards Presented		114

Electronic Features and New Developments

Answers Please: Heathkit Electronic Organ		53
Parts Profiles: Components of the Month	Don Lancaster	56
Zero-Beating the News		64
Grandma's Breadboard Updated	Lou Garner	67
Solid State	Lou Garner	78
Unknown Frequency Quiz	Robert P. Balin	85


Departments

Letters from Our Readers		6
Tips & Techniques		14
Reader Service Page		15
New Products		22
Electronics Library		26
Operation Assist		32

Copyright © 1965 by ZIFF-DAVIS PUBLISHING COMPANY. All rights reserved.

5,000 FIRMS HAVE EMPLOYED DeVRY TECH ELECTRONICS GRADUATES...

There Must be a Reason!



Something new!

**LEARN AUTOMOTIVE
and Maintenance
ELECTRICITY AT HOME!**

Here's another great opportunity for the man who wants his own business or a bigger pay check with a brighter future. It is a NEW DeVry program that gives you the advantage of earning while you learn.

Prepare in spare time at home for profitable jobs which can take you all the way from trouble-shooting on the electrical systems of automobiles, marine engines, trucks, tractors and other gasoline engines, to the general maintenance of electrical equipment in the home or in light industry.

DeVry's new program "brings the classroom to your home" through the magic of AUDIO-VISUAL AIDS: Lectures recorded by DeVry instructors combined with colorful 8 x 10" transparencies to make learning easier. You get the advantages of "programmed" learning through modern texts which are also handy for future



reference. To develop practical skill, you get and keep valuable shop equipment and manuals. This includes building the brand-new DeVry Transistorized Automotive Analyzer and the DeVry Silicon Battery Charger — ideal "tools" for earning extra money as you go.

This new program covers the entire electrical systems in automobiles and other vehicles, including transistorized ignition systems, alternators and regulators, and other applications. In the maintenance field, it covers lighting, electric motors, controls, wiring — even transistors. The graduate from this program can be either a specialist as a troubleshooter on the electrical system of an automobile, or handle electrical lighting, heating, alarm and control systems. It is ideal for "one man" maintenance departments. Check coupon at right and mail it today for FREE facts.

FREE!

**SEND COUPON
FOR BOOKLETS
ON ELECTRONICS
AS A CAREER**



*Let Us Prepare You at Home or In
One of Our Two Big Resident Schools
for a Profitable Career in*

ELECTRONICS

Across the continent, leading employers of personnel trained in electronics tell us that DeVry training is "Tops." Get the full story of DeVry Tech and the advantages it offers, by filling in the coupon below. The two free booklets pictured below tell of many fine opportunities for trained men in electronics: the great variety of jobs, from research, production, operation, maintenance and servicing of electronic equipment — to a neighborhood TV-radio sales and service business of your own. They'll tell you too, how DeVry has prepared men for good jobs with outstanding firms; on practical, "brass-tacks" problems with actual electronic equipment.

Here's good news: you don't need advanced education or previous technical experience to get started. If you can follow simple directions, you should be able to prepare with DeVry's help for real money in a field that may offer the opportunity of your lifetime.

Employment Service: With many employers so enthusiastic about DeVry Tech graduates, it's no wonder our Employment Service can help our graduates get started in electronics, or can assist them toward promotions later.

DeVRY TECHNICAL INSTITUTE

4141 Belmont Ave., Chicago, Ill. 60641, Dept. PE-9-V

I AM INTERESTED IN ELECTRONICS. Please give me your two free booklets, "Pocket Guide to Real Earnings" and "Electronics in Space Travel"; also include details on how to prepare for a career in this field. The following opportunity fields (check one or more) interest me:

- | | |
|--|---|
| <input type="checkbox"/> Space & Missile Electronics | <input type="checkbox"/> Communications |
| <input type="checkbox"/> Television & Radio | <input type="checkbox"/> Computers |
| <input type="checkbox"/> Microwaves | <input type="checkbox"/> Industrial Electronics |
| <input type="checkbox"/> Automation Electronics | <input type="checkbox"/> Broadcasting |
| <input type="checkbox"/> Radar | <input type="checkbox"/> Electronic Control |

I AM INTERESTED IN AUTOMOTIVE AND MAINTENANCE ELECTRICITY. Please supply further information.

NAME _____ AGE _____

ADDRESS _____ APT. _____

CITY _____ STATE _____ ZIP _____

Check here if you are under 16 years of age.

Canadian residents: Write DeVry Tech of Canada, Ltd.,
2095A 970 Lawrence Avenue West, Toronto 19, Ontario

ACCREDITED MEMBER OF NATIONAL HOME STUDY COUNCIL

DeVry Technical Institute

Chicago • Toronto



1 2
**TWO
 TRIGGER
 POSITIONS**

**GIVE HIGH
 AND LOW HEAT**

(Only Weller Soldering Guns have it)

This exclusive Dual Heat feature permits instant switching to either of two soldering temperatures. There's low heat for most of your electronic soldering, yet high heat is immediately available when you need it.

Weller guns also reach full soldering temperature up to 40% faster than other guns. They deliver more heat per rated watt, resulting in the greatest soldering efficiency.

This is why professionals insist on Weller. Be sure you do, too.

Weller Dual Heat Guns and Kits come in wattage ranges from 100 to 325, priced from **\$6.95** to **\$12.95** list.

Weller[®]

WELLER ELECTRIC CORP., EASTON, PA.

In Canada: Kingston, Ontario • In England: Horsham, Sussex.
WORLD LEADER IN SOLDERING TECHNOLOGY
CIRCLE NO. 43 ON READER SERVICE PAGE

POPULAR ELECTRONICS

World's Largest-Selling Electronics Magazine

PHILLIP T. HEFFERNAN Publisher
OLIVER P. FERRELL Editor
ROBERT CORNELL, WA2HDQ Managing Editor
JOHN D. DRUMMOND Technical Editor
WILLIAM GALBREATH Art Editor
MARGARET MAGNA Associate Editor
CHRISTOPHER SHERIDAN Associate Editor
ANDRE DUZANT Technical Illustrator
NINA CHIRKO Editorial Assistant
PATTI MORGAN Editorial Assistant

H. S. BRIER, W9EGQ Amateur Radio Editor
M. P. SPINELLO, KHC2060 CB Editor
L. E. GARNER, JR. Semiconductor Editor
H. BENNETT, W2PNA Short-Wave Editor
STANLEY LEINWOLL Radio Propagation Editor

LAWRENCE SPORN Advertising Sales Manager
ARDYS C. MORAN Advertising Service Manager

ZIFF-DAVIS PUBLISHING COMPANY

Editorial and Executive Offices (212 ORegon 9-7200)
 One Park Avenue, New York, New York 10016

William B. Ziff, Chairman of the Board (1946-1953)
 William Ziff, President
 W. Bradford Briggs, Executive Vice President
 Hershel B. Sarbin, Vice President and General Manager
 Philip Sine, Financial Vice President
 Walter S. Mills, Jr., Vice President, Circulation
 Stanley R. Greenfield, Vice President, Marketing
 Phillip T. Heffernan, Vice President
 Frank Pomerantz, Vice President, Creative Services
 Arthur W. Butzow, Vice President, Production

New York Office (212 ORegon 9-7200)
 One Park Avenue, New York, New York 10016
 Eastern Advertising Manager, RICHARD J. HALPERN
 Midwestern Office (312-726-0892)
 307 North Michigan Avenue, Chicago, Illinois 60601
 Midwestern Advertising Manager, JAMES WEAKLEY

Western Office (213 CRestview 4-0265)
 9025 Wilshire Boulevard, Beverly Hills, California 90211
 Western Advertising Manager, BUD DEAN

Circulation Office
 Portland Place
 Boulder, Colorado 80311



POPULAR ELECTRONICS is published monthly by Ziff-Davis Publishing Company at 307 North Michigan Avenue, Chicago, Illinois 60601, September, 1965, Volume 23, Number 3. (Ziff-Davis also publishes Skiing, Flying, Business/Commercial Aviation, Popular Boating, Car and Driver, Popular Photography, HiFi/Stereo Review, Electronics World, Modern Bride, and Skiing Trade News.) One year subscription rate for U.S., U.S. Possessions and Canada, \$4.00; all other Foreign, \$5.00. (Schedule for payment in foreign currencies may be found elsewhere in this issue.) Second Class postage paid at Chicago, Illinois, and at additional mailing offices. Authorized as second class mail by the Post Office Department, Ottawa, Canada, and for payment of postage in cash.

SUBSCRIPTION SERVICE: All subscription correspondence should be addressed to POPULAR ELECTRONICS, Circulation Department, Portland Place, Boulder, Colorado 80311. Please allow at least six weeks for change of address. Include your old address as well as new—enclose if possible an address label from a recent issue.
EDITORIAL CONTRIBUTIONS must be accompanied by return postage and will be handled with reasonable care; however, publisher assumes no responsibility for return or safety of art work, photographs or manuscripts.



NOW BETTER THAN EVER!

The famous RCA WV-38A Volt-ohm-Milliammeter

NEW FEATURES...

COLOR-CODED FRONT PANEL MARKINGS simplify operation, reduce chance of error.

METER MOVEMENT PROTECTED AGAINST BURNOUT. Special silicon diodes guard meter against overload.

PLUS...

POLARITY REVERSAL SWITCH. Reverses polarity of test leads without need for re-connecting. Handy for checking front-to-back resistance ratio of electrolytic capacitors and many types of semiconductor devices.

*Optional distributor resale price. Prices subject to change without notice. Prices may be higher in Alaska, Hawaii and the west.

39 DIFFERENT MEASUREMENT RANGES.

MEASURES CURRENT from 50 microamps full scale to 10 amps full scale.

SPECIAL 0.25 volt and 1.0 volt (full-scale) DC ranges... useful in checking transistor circuits.

...and many additional features that have made this instrument the best V-O-M buy on the market today. Only \$47.95*. Kit version, WV-38A(K), only \$29.95*.

See it at your Authorized RCA Electronic Instrument Distributor.


RCA ELECTRONIC COMPONENTS AND DEVICES, HARRISON, N.J.



The Most Trusted Name in Electronics

CIRCLE NUMBER ON READER SERVICE PAGE

You earn your FCC First Class License



or your money back!

THERE'S A WORLD OF OPPORTUNITY FOR THE MAN WITH AN FCC LICENSE

All it takes is a few spare hours a week and NRI's FCC License Course to open the way to increased opportunities in Communications. With an FCC License, you're ready to operate, service and install transmitting equipment used in aviation, broadcasting, marine, mobile and Citizens-Band communications.

What does it take? Men with absolutely no training or experience in Electronics complete the course in 10 months. A Technician or man with some background can easily cut that time in half. And because NRI has a greater enrollment than any other school of its type, training costs you less than comparable courses offered by other schools. Further, YOU MUST PASS your FCC exams or NRI refunds your tuition in full.

Get full details today about NRI FCC License Course plus 9 other home-study instruction plans offered by NRI, oldest and largest school of its kind. Mail coupon for free catalog. There's no obligation. No salesman will call. NATIONAL RADIO INSTITUTE, Washington, D.C.

MAIL NOW for FREE CATALOG



NATIONAL RADIO INSTITUTE
Electronics Division
Washington, D. C. 20016 21-095

Please send me complete information on FCC License Training and other NRI courses, as checked below. (No salesman will call.)

- | | |
|--|---|
| <input type="checkbox"/> FCC License | <input type="checkbox"/> Radio-TV Servicing |
| <input type="checkbox"/> Complete Communications | <input type="checkbox"/> Industrial Electronics |
| <input type="checkbox"/> Aviation Communications | <input type="checkbox"/> Electronics for Automation |
| <input type="checkbox"/> Marine Communications | <input type="checkbox"/> Basic Electronics |
| <input type="checkbox"/> Mobile Communications | <input type="checkbox"/> Math for Electronics |

Name _____ Age _____
PLEASE PRINT

Address _____

City _____ State _____ Zip _____

ACCREDITED MEMBER NATIONAL HOME STUDY COUNCIL

LETTERS

FROM OUR READERS

Address correspondence for this department to:
Letters Editor, POPULAR ELECTRONICS
One Park Avenue, New York, N. Y. 10016


Higher-Powered Dymwatt

■ A lot of interest is being shown by theater lighting directors and others in a low-cost *higher power* lighting control than "The Dymwatt" (May, 1965). G.E. makes a heavier Triac, the SC45B, which can be employed in the Dymwatt circuit, provided a larger heat sink is used. The cost is only a dollar or two more. With the larger Triac, a total of 1150 watts of light at 117 volts can be controlled. These Triacs do not operate properly on 220 volts; perhaps future models will. And at present there is a barrier at about the 1200-watt level, between low-cost controls and expensive, complicated ones.

DONALD E. LANCASTER
Phoenix, Ariz.

Improved Auto Analyzer

■ I made a simple addition to the "Knight KG-375 Universal Auto Analyzer," (February, 1965) to increase its versatility in checking generator and other charging circuit components. I mounted a 25-ohm, 25-watt rheostat on the right side of the



cabinet and use it to vary generator or alternator current for more accurate and complete testing. Most factory and general auto repair manuals explain fully how to use this control. Incidentally, I also added a handle on top of the unit—it sure needs one.



VICTOR E. KELLY
Redondo Beach, Calif.

You Can't Beat Canadian P.O.

■ As a Canadian Postal employee for 18 years, I feel that I must clarify Melvin Baer's letter in the May issue. Mr. Baer suggests that a Canadian Postal Money Order would save the customer the present 8½% exchange, as the U.S. Post Office accepts them at par. Canadian Postal Money Orders are payable in the currency of the country on which they are drawn. A Canadian purchaser

LOOK!

A New Electronics Slide Rule with Instruction Course




This amazing new "computer in a case" will save you time the very first day. CIE's patented, all-metal 10" electronics slide rule was designed *specifically* for electronic engineers, technicians, students, radio-TV servicemen and hobbyists. It features special scales for solving reactance, resonance, inductance and AC-DC circuitry problems... an exclusive "fast-finder" decimal point locator... widely-used formulas and conversion factors for instant reference. And there's all the standard scales you need to do multiplication, division, square roots, logs, etc.

Best of all, the new CIE Slide Rule comes with an Instruction Course of four **AUTO-PROGRAMMED** lessons. It includes hundreds of illustrations, diagrams and practice problems. You'll learn ingenious short cuts... whip through exacting electronics problems quickly and accurately. This course alone is worth far more than the price of the entire package!

Electronics Slide Rule, Instruction Course, *and* handsome, top-grain leather carrying case... a \$50 value for less than \$20. Send coupon for **FREE** illustrated booklet and **FREE** heavy vinyl Pocket Electronics Data Guide. Cleveland Institute of Electronics, 1776 E. 17th St., Dept. PE-112, Cleveland, Ohio 44114.

*TRADEMARK



GET BOTH FREE!



Send coupon today →

Cleveland Institute of Electronics

1776 E. 17th St., Dept. PE-112, Cleveland, Ohio 44114

Please send **FREE** Illustrated Booklet describing your Electronics Slide Rule and Instruction Course.

SPECIAL BONUS! Mail coupon promptly... get **FREE** Pocket Electronics Data Guide too!

Name _____ (PLEASE PRINT)

Address _____ County _____

City _____ State _____ Zip _____

A leader in Electronics Training... since 1934.

CIRCLE NO. 5 ON READER SERVICE PAGE

LETTERS

(Continued from page 6)

of a \$10 order, payable in the U.S.A., pays \$10, plus 85 cents exchange, plus a fee of 18 cents, for a total of \$11.03 in Canadian funds.

A. ROY TAYLOR, VE3AHY
Stratford, Ont., Canada

Parts Procurement Problem in Turkey

■ I buy POPULAR ELECTRONICS every month. The projects are very interesting and useful and seem to be easy to build. But American readers don't know how fortunate they are to be able to buy the components called for in the plans. I have to think about it for a long time before I start to build anything—I can't always get the needed parts. I wanted to build the R/Ceiver and the R/C Transmitter, (April and June, 1965), but couldn't buy the transistors, relay, and crystal. You see, I can't just order parts from the States—sending money is prohibited. Won't you please publish projects your foreign readers can build?

YUSUF TOLKUM
Nalbandoglu man.
Taskapi cad. No. 25
Bursa, Turkey

Yusuf, there are many American readers who sympathize with you on your parts problem. Perhaps if you became a "pen pal" with other experimenters, you might be able to arrange a way to

swap some "gifts." We are printing your full address so that interested readers in the U.S.A. will be able to start the ball rolling by writing to you.

Calling Miniature Car Collectors

■ I am a French electronics student and would like to go to the U.S.A. as soon as possible to continue my electronics studies. In order for me to do so, I need money. I have 200 European-type small



metal model cars, built to $\frac{1}{43}$ scale, all in very good condition, which I would like to sell. Included in the collection are 1953 to 1964 Dinky-toys, Corgi, Solido, Rio, Mercury, Dalia, Dugu, Lioncar, etc. There are some Japanese types also. I would like to get \$300 if possible.


M. LACAVE ALAIN
36B Boulevard Gorbella
Nice, France

"Steam" Power

■ With reference to the "Steam-Powered Ham Rig" (July, 1965), instead of using water and flame

great saving

on famous Sonomaster[®] speaker system.



Normally \$44.50. Only \$35.50 in easy-to-assemble kit.

Enjoy and save as you build your own Sonotone[®] Sonomaster[®] RM-1 "acoustic suspension" speaker system. Follow easy instructions. When finished, you'll own a top quality system—two superb speakers combined with integrated crossover network...

SONOTONE
audio products


requiring only modest power to provide big sound performance with a power handling capacity of 40 watts average (80 watts peak). Sculptured look and modern cane grille cloth look well with any finish.

RM-1K—only \$35.50 at hi-fi dealers.
Sonotone Corp., Electronic Applications Div., Elmsford, N.Y. Export: Singer Prods. Co., Inc., N.Y.C., Cable: EXKRGMS, N.Y., Canada: Atlas Radio Corp., Ltd., Toronto

CIRCLE NO. 39 ON READER SERVICE PAGE

NEW

FROM INTERNATIONAL



MODEL 660 CITIZENS RADIO TRANSCEIVER

The International Model 660 . . . new in styling . . . new in advanced technical features, combines space-age colors and decor with greater operating convenience.

Designed for base and mobile installations, the Model 660 provides instant push-to-talk operation on all 23 channels. Silicon transistors and tubes are combined in a new hybrid circuit for the highest degree of reliability.

A transistor power supply operates from 6/12 or 115 vac power sources.

See the International Model 660 at your dealer today. It comes complete with crystals, dynamic microphone with coil cord.

- Distinctive New Panel Design
- New Hybrid Circuits
- New Zener Speech Limiter
- Frequency Synthesized Crystal Controlled 23 Channel Operation
- Dual Conversion Receiver
- Illuminated Channel Selector Dial
- Ten Tubes
- Five Silicon Transistors
- Two Power Transistors
- Eleven Silicon Diodes

Write Today For The Name Of Your Nearest International Dealer.

FCC Citizens Radio license required. All use must conform with Part 95, FCC Rules and Regulations.



CIRCLE NO. 17 ON READER SERVICE PAGE

Thinking of college and a space age career in electronics?

How to prepare for
YOUR CAREER
in Engineering Technology and Engineering

MSOE
MILWAUKEE SCHOOL OF ENGINEERING

Send for this booklet on ENGINEERING TECHNOLOGY AND ENGINEERING

Learn how you can prepare for a dynamic career as an electrical or mechanical engineering technician or engineer in such exciting, growing fields as avionics, missiles, reliability control, fluid mechanics, data processing, metallurgy, microelectronics, and advanced aerospace research.

MSOE offers residence study programs leading to these degrees in engineering technology and engineering:

2 years — Associate in Applied Science

4 years — Bachelor of Science

Also get facts about scholarships and financial aids, job placement and other student services, plus photographs of MSOE technical laboratories and student activities. For your copy, just mail the coupon — no obligation.

MSOE

Milwaukee School of Engineering

Milwaukee School of Engineering
Dept. PE-965 1025 N. Milwaukee Street
Milwaukee, Wisconsin 53201

Please send the "Your Career" booklet.
I'm interested in

Electrical fields Mechanical fields

Name..... Age.....

Address.....

City..... State..... ZIP.....

MS-227

CIRCLE NO. 28 ON READER SERVICE PAGE

LETTERS

(Continued from page 8)

to build up a head of steam to drive the engine, try dry ice. You may be able to get some from a local dairy. Put small pieces into the boiler, close it, and presto, you have a good head of "steam." As a precaution, wear gloves when handling the dry ice.

P. S. CUNLIFFE
Montreal, Quebec, Canada

QSL's Better Late Than Never

■ I sent a reception report to the Ghana Broadcasting Corporation on April 30, 1964. Their QSL came one year later—almost to the day. So, take heart, fellow SWL's; if you live long enough, you may still get that missing verification.

JON PUERNER
Fort Atkinson, Wis.

Class H License: Pro and Con


■ At a time when thinking amateurs and responsible administrators are considering an upgrading of the Amateur Radio Service, suggestions such as Dana Griffin's "Old-Timer Proposes A Class H License" (July, 1965) are a mockery. Anyone who cannot acquire a code proficiency of 5 wpm and the technical knowledge required of a Novice licensee has no right to be called an amateur, let alone claim a portion of the Amateur Radio Service spectrum.

THEODORE J. COHEN, W9VZL
Madison, Wis.

■ . . . Little would be accomplished by opening up the 10-meter band to CB'ers. It would eliminate one of the incentives for becoming a bona fide amateur . . .

BILL KLERONOMOS, WN0OZC
Westchester, Ill.

■ . . . When one considers that eight-year-old children have passed the Novice test with flying colors and that many hams have held a General Class




license since their early teens, it is difficult to understand why these would-be hams can't or won't take the amateur tests . . .

J. L. RANDALL, JR., WA5BEN
Shawnee, Okla.

■ . . . Why do so many people want something for nothing? It makes me sick. We hams have had to earn our place on the airways . . .

WARD LINDSEY, WA4WOC
Jacksonville, Fla.

■ . . . I think Mr. Griffin has come up with the answer for CB'ers. I have been using CB radio for business and for communications with my neigh-



'Hey - who shrunk yer tuner?'

To lots of people, there's trauma in a small stereo tuner. Traditionally, the multiplex tuner has been a big heavy monster. It's hard to accept that a unit that sits easily in the palm of your hand can outperform most of its bulky and cumbersome predecessors.

KLH's brand new Model Eighteen multiplex tuner is just about nine inches long. And no matter how you look at it, that's small for a high performance stereo tuner.

But the Eighteen isn't small just so that you can amaze your friends. It's small so that it will be the perfect mate for the KLH Model Eleven, Model Fifteen, Model Sixteen or any other good amplifier. It's small so that it won't waste precious space in today's homes and apartments. It's small so that it's less likely to be damaged or thrown out of alignment in normal handling and transportation.

And it's small because it works best that way.

Judged on an absolute basis, the performance of the Model Eighteen is comparable to that of tuners costing much more. When its price is taken into consideration, its performance can be described as truly incredible.

Like the most expensive tuners, you'll find the Eighteen a pleasure to tune. With Zero Center Tuning, there's no 'maybe area'. The meter tells you when you're tuned in and when you're not. The planetary tuning system we've used is mechanically the most accurate and trouble free. The tuning vernier has the silky yet positive feel that marks high quality engineering. The Stereo Indicator Light automatically identifies multiplexing stations as you tune.

But there is no vacuum tube tuner, at any price, with the ultimate reliability of the Model Eighteen. Beyond the fact that the Eighteen runs cool; beyond the fact that transistors don't age, the Model Eighteen has 4 IF stages employing transformers of extremely low mass. The slugs are less subject to jarring and misalignment when the Eighteen is shipped from the factory, or handled, than with heavier instruments. As a result, Model Eighteens in normal use will require substantially less maintenance and service than old fashioned tuners.

There's one more way the Eighteen differs from expensive tuners. It's not expensive. About \$130. Hear it at your KLH dealer's and judge for yourself.

Just don't call it cute. It's very sensitive.



KLH RESEARCH AND DEVELOPMENT CORPORATION
30 CROSS STREET, CAMBRIDGE 39, MASSACHUSETTS

CIRCLE NO. 21 ON READER SERVICE PAGE

GET ACTION

WITH  PRECISION
MADE, POPULAR PRICED CB
UNITS!

FULL 23 CHANNEL SS

Triple Tuned RF • AC DC • Delta Tuning • Built-in Channel Selector



“Dual” Function Panel Meter • Compact 8" x 11" x 4 1/4"

Noise Immune Squelch • Double Tuned IF's • Illuminated Meter and Channel Selector

\$169⁵⁰

Ready to Operate

8 CHANNEL OPERATION 99

Electronic Switching • AC DC • Illuminated 1/2" Meter




2-Stage Preamp • Transistorized “Noise Immune” Squelch • Delayed AVC

Complete, with Crystals for 1 Channel

\$99⁹⁵

Ready to Operate

WRITE
WIRE or
PHONE TODAY FOR
COMPLETE INFORMATION



MULTI-ELMAC COMPANY
21470 COOLIDGE HIGHWAY OAK PARK 37, MICH.

Citi-Fone SS Citi-Fone 99

Name

Address

City Zone State

CIRCLE NO. 29 ON READER SERVICE PAGE

LETTERS *(Continued from page 10)*

bors for many years, even before I had a telephone. I would like to talk to more people and at greater distances from my home than present restrictions allow . . .

KENNETH DOEBBELING, 17Q2340
Ness City, Kan.

■ . . . Just what everyone needs. It would uncrowd the CB band for sure . . .

JOHNNY MORCOMBE, KDE0821
Jamestown, Tenn.

■ . . . I agree, but a Class H Operator should at least be required to obtain a Third Class Radiotelephone Permit to be sure he has a basic knowledge of radio law and operating procedures.

GEORGE HEMINGWAY, KBC1745
Taftville, Conn.

■ . . . A good idea. Term of license could be five years, non-renewable . . .

MIKE RUBAITZ, WN9POC
Beloit, Wis.

The overall response to Dana's suggestions was about evenly divided—all CB'ers in favor, most hams against.

Rheostat vs. Potentiometer

■ In "The Dymwatt," (May, 1965), the schematic shows the center and one side of the potentiometer in use, while the pictorial shows the center and both side lugs connected. Can you explain which lugs should be used?

BILL MOONEY
University City, Mo.

Sure thing, Bill. You could wire up the control either way. While the schematic is correct, the hookup in the pictorial shows a bit of finesse . . . by tying the unused end of the potentiometer to the wiper arm, which is connected to the center lug, there is a tendency to increase the life of the control, minimize any arcing that might take place as the wiper arm moves over the resistive element, and reduce the effects of a noisy control. Consider, for example, that the control is set somewhere in the middle, at about 125,000 ohms, and, in the process of adjusting the control, the slider bounces off the resistive element. The resistance in the circuit would jump to infinity and then back to 125,000 ohms. That's quite a jump. If the wiper arm were attached to the unused end, the jump would be only to 250,000 ohms.

P.E. Success Story

■ I have subscribed to POPULAR ELECTRONICS since 1955. With the help of your magazine I have won four science awards at regional and state science fairs; and I have had many hours of enjoyment building many of your construction projects. The magazine has given me an incentive in electronics, and I hope to further my education in this field.

JAMES E. HILL
Jacksonville, Fla.


(Continued on page 100)

FINCO

COLOR-VE-LOG ANTENNAS

FOR UHF, VHF, FM RECEPTION

ALL-BAND UHF-VHF-FM ANTENNA




FINCO
Model UVF-24
\$59.95 list

The one antenna that does the work of 3! Gives startlingly clear black and white pictures and beautiful color on both UHF and VHF television channels — plus the finest in stereophonic and monophonic sound reproduction.

FINCO Model UVF-18 — \$42.50 list
FINCO Model UVF-16 — \$30.50 list
FINCO Model UVF-10 — \$18.50 list

SWEPT-ELEMENT VHF-FM ANTENNA



FINCO
Model VL-10
\$34.95 list

FINCO's Color-Ve-Log challenges all competition! Its swept-element design assures the finest in brilliant color and sharply defined black and white television reception — as well as superb FM monaural and stereo quality

FINCO Model VL-18 — \$54.50 list
FINCO Model VL-15 — \$46.95 list
FINCO Model VL-7 — \$23.95 list
FINCO Model VL-5 — \$16.95 list

Featuring FINCO's exclusive Gold Corodizing

FINCO COLOR-VE-LOG

Prices and specifications subject to change without notice

THE FINNEY COMPANY • 34 W. Interstate Street • Bedford, Ohio

Write for beautiful color brochures Number 20-322, and 20-307, Dept. PE

CIRCLE NO. 10 ON READER SERVICE PAGE



TIPS & TECHNIQUES

ADD PUSH-BUTTON ZEROING TO YOUR OHMMETER

You can add an instant zeroing feature to your ohmmeter by inserting a push-button s.p.s.t. switch in the ohms or positive input line to the range selector of the meter. Break the existing line going to the input jack and connect the normally closed contacts across the break, with the fixed pole toward the jack and the movable throw toward the meter. Wire the normally open contact to the common input line. Depress-



ing the button will now short both input terminals of the meter and enable you to set the ohms-adjust control to obtain a zero reading without having to remove the test leads from the circuit under test.

—Stanley E. Bammel

HAND VISE "FOOTS" CHASSIS ON THE BENCH

A small hand vise can be used to support a radio, amplifier or TV chassis in almost any convenient position, to facilitate assembling or servicing. If more "feet" are needed, two or more vises can be employed. Three or four vises will support a record changer and enable you to observe the action both above and below the deck.



—H. Leeper

OSCILLOSCOPE PROVIDES STEREO-VIDEO SCENARIO

Want to add a real eye-catcher to your stereo hi-fi set? Attach an oscilloscope (Continued on page 20)

Otto Werk
sent in
this
coupon

LTV UNIVERSITY

Desk J54, P. O. Box 1056
Oklahoma City, Oklahoma

Send me the UNI-
VERSITY Hi-Fi Guide

Send me the MUS-
TANG STORY

NAME _____

ADDRESS _____

CITY _____ STATE _____

ZIP CODE _____

Look what he got!

Lots of help... right from the horse's mouth, 'cause now University's got a Mustang! Plus a corral full of other speakers. University speaker guides showed him how to choose a speaker system, how to build a custom system with separate speakers—and much more! Send for these guides right away. You'll be an expert too. Just like a smart Dane named Otto.



LTV UNIVERSITY
A DIVISION OF LING-TENCO-VOUGHT, INC.
SPEAKERS / MICROPHONES

CIRCLE NO. 23 ON READER SERVICE PAGE

POPULAR ELECTRONICS

PRODUCT SERVICE PAGE

**You can get
additional information promptly
concerning
products advertised or mentioned
editorially
in this issue**

1

Circle the number on the coupon below which corresponds to the key number at the bottom of the advertisement or is incorporated in the editorial mention that interests you.

2

Mail the coupon to the address indicated below.

3

Please use this address only for Product Service requests.

**POPULAR ELECTRONICS
P. O. BOX 8391
PHILADELPHIA, PA. 19101**

Please send me additional information about the products whose code numbers I have circled

1 2 3 4 5 6 7 8 9 10 11 12 13 14 15 16 17 18 19 20 21 22 23 24 25
26 27 28 29 30 31 32 33 34 35 36 37 38 39 40 41 42 43 44 45 46 47 48 49 50
51 52 53 54 55 56 57 58 59 60 61 62 63 64 65 66 67 68 69 70 71 72 73 74 75
76 77 78 79 80 81 82 83 84 85 86 87 88 89 90 91 92 93 94 95 96 97 98 99 100

NAME *(Print clearly)* _____

ADDRESS _____

CITY _____ **STATE** _____ **ZIP CODE** _____

VOID AFTER OCTOBER 31, 1965

9N

Choose Your Tailor-Made Course in N.T.S. "PROJECT METHOD" ELECTRONICS

Now! N.T.S. — one of America's oldest leading home-study and resident technical schools—offers you **GREATER CAREER OPPORTUNITIES IN ELECTRONICS.**



You can install and maintain electronic circuitry in missiles and rockets . . . specialize in microwaves, radar, and sonar.



You can succeed in TV-Radio Communications . . . prepare for F.C.C. License, service advanced satellites for industry and defense.



You can service and repair the electronic "brains" of industry — computers, data processing and other automation equipment.



You can become a highly-paid TV-Radio Technician, an electronics field engineer, or succeed in your own sales and service business.

CHOOSE YOUR FIELD — INSURE YOUR FUTURE!

1 ELECTRONICS-TV-RADIO SERVICING AND COMMUNICATIONS

A basic course thoroughly covering fundamentals of electronics, radio, TV servicing and communications.

2 MASTER COURSE IN ELECTRONICS-TV-RADIO, ADVANCED TV AND INDUSTRIAL ELECTRONICS

Qualifies you as a Master Electronics Technician — the Man in Demand.

3 FCC LICENSE COURSE

Preparation for this government license essential for many interesting jobs in radar, radio, television, communications, guided missiles, many others. Upon completion of this course, if you do not pass the FCC exam, your tuition will be refunded in full.

4 RADIO SERVICING (AM-FM-TRANSISTORS)

Train for radio sales and service with dealer or distributor.

5 TELEVISION SERVICING (INCLUDING COLOR)

Covers installation, adjustment, repair and servicing of black and white and color television . . . prepares you for your own sales and service business.

6 STEREO, HI-FI AND SOUND SYSTEMS

A growing field. Prepares you to build, install and service modern sound equipment for home or industry.

7 BASIC ELECTRONICS

Gives you the fundamentals you must know to build on for a future Electronics career. Also offers an excellent background for Salesmen, Purchasing Agents, and others in Electronics.


8 ELECTRONICS MATH

Simple, easy-to-follow instructions in the specialized math you need in many electronics jobs.

INDUSTRY WELCOMES N.T.S. STUDENTS AND GRADUATES

N.T.S. HOME TRAINING: QUICK, PRACTICAL WAY TO HIGHER PAY, LIFELONG BENEFITS

N.T.S. "Project Method" Courses can help you get a new and better job — or move up to higher pay in your present one.



N.T.S. "Project Method" home training lessons are shop-tested in the Resident School in Los Angeles. You work on practical job projects, learn to use shop manuals and schematics. Your N.T.S. training is individual. You proceed at your own pace. The Schools' practical methods plus more than 60 years of experience have helped thousands of students all over the world to successful careers.

Most courses include Equipment Kits. There are no Kit Deposits. Everything included in your low tuition.



HIGH SCHOOL AT HOME

Learn easily. New modern method. National also offers accredited high school programs for men and women. Take only subjects you need. Study at your own pace. Latest approved textbooks — yours to keep — everything included at one low tuition. Check High School box in coupon for information.



BENEFIT NOW AND ALL YOUR LIFE WITH N.T.S. HOME TRAINING

The personal guidance you receive during your training can be very helpful to your progress. Many N.T.S. students are able to earn more money within a few months. You can pick and choose your career. Work in industry or go into business for yourself.

Your services will always be in demand wherever you go — and you can pick your spot!

N.T.S. Graduate Advisory Service can help you answer technical questions in establishing your own business and in countless other ways after you've completed your training.

MAIL REPLY CARD
OR COUPON FOR
FREE BOOK AND
SAMPLE LESSON

In Field of Your Choice

You Enroll by Mail — and Save Money.
No Salesmen: This means lower tuition for you.
Accredited Member N.H.S.C.



CLASSROOM TRAINING AT LOS ANGELES

If you wish to take your Electronics-TV-Radio training in our famous Resident School in Los Angeles — the oldest and largest School of its kind in the world — write for special Resident School catalog and information, or check coupon.

NATIONAL TECHNICAL SCHOOLS
WORLD-WIDE TRAINING SINCE 1905
4000 S. Figueroa St., Los Angeles, Calif 90037

NATIONAL TECHNICAL SCHOOLS

4000 S. Figueroa St., Los Angeles, California 90037

Please Rush FREE Electronics "Opportunity Book" and actual sample lesson on course checked below:

- Electronics-TV-Radio Servicing and Communications
- Master Course in Electronics-TV-Radio
- Advanced TV and Industrial Electronics
- FCC License Course
- Radio Servicing (AM-FM-Transistors)
- Television Servicing (Including Color)
- Stereo, Hi-Fi and Sound Systems
- Basic Electronics Electronics Math

Dept.
205-95

Name _____ Age _____

Address _____

City _____ State _____ Zip _____

Check here if interested ONLY in Classroom Training at L.A.

Check here for High School Department Catalog only.

Tips

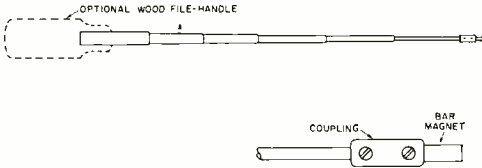
(Continued from page 14)

across your speaker leads . . . the right channel to the scope's vertical input, and the left channel to the horizontal input. You'll be able to write your own plot to fit the action of the strange and various patterns that dance across the screen. Between "paragraphs" you can check amplifier phase and balance, and get a good idea of the musical character of your program.

—Robert Hendrickson

AUTO ANTENNA BECOMES MAGNETIC PICKUP TOOL

When auto antennas break, most of them do so at the base, leaving the major portion of the antenna intact. You can make a handy magnetic pickup tool for retrieving metal objects from hard-to-get-at places by attaching a small magnet at one end of the




remaining antenna and a handle at the other end. The telescoping sections of the antenna enable you to extend your reach as needed. The magnet can be secured with a control-shaft coupler, string, or tape.

—Martin Leff

CONVERT YOUR OLD SHAVER INTO A VIBRATOR TOOL

By adding a flexible shaft equipped with a suitable cutting tip to your old electric shaver, you can convert it into a handy cutting or burnishing tool. Secure the outer portion of the cable to the shaver with a suitable clamp, and the inner portion of the cable to the shaver's armature. In addition to the usual applications of this tool, it can be used to remove unwanted solder between contacts, to clean up areas between foils, and to cut conductors for isolating and testing circuits.



—John A. Comstock

(Continued on page 95)

The most important feature of the new Amphenol 510-B



doesn't appear on its spec sheet.

Many things will impress you about Amphenol's first entry into CB—the Model 510-B. Our literature tells you all about the single-ended transmitter which exceeds $3\frac{1}{2}$ watts. Our spec sheet will describe the latest planar epitaxial silicon transistors used for the first time in a CB unit. Sensitivity of the receiver 0.5 microvolts; 40 db selectivity at 10 kc and dual conversion IF will be also covered.

The literature goes on to tell about a speech clipper which permits full voice power short of overmodulation; and the full range squelch control. Also covered are 8 crystal-controlled channels and a crystal-correlated 23-channel tuner.

You'll soon realize the fully transistorized 510-B is a dependable, no-nonsense transceiver. In a compact housing it can be mounted anywhere for AC or DC operation. Sensibly priced at \$199.95.

So what important feature isn't covered in the spec sheet? *It's the Amphenol name*—your assurance of equipment you can lean on in emergencies, a guarantee of honest specifications, of full compliance with FCC requirements in an American-made device. It's the mark of engineering leadership that combines top performance with reasonable price.

Rounding out the line are two solid-state, 2-channel hand-held transceivers: C-75 1.5 watt model at \$114.50; C-60 100 mw, \$89.50. Selective Call, portable pack and other accessories are available.

See the most advanced CB line at your Amphenol communications distributor.



DISTRIBUTOR DIVISION


Amphenol Corporation

© 2875 S. 25th Ave., Broadview, Ill. 60155

CIRCLE NO. 3 ON READER SERVICE PAGE

FREE

THE ONE CATALOG THAT REALLY SAVES YOU MONEY!



- ✓ **BECAUSE** only Radio Shack has 65 Mail Order Centers coast-to-coast.
- ✓ **BECAUSE** you save postage by ordering from the nearest Radio Shack.
- ✓ **BECAUSE** you save time, get faster delivery, by shopping your nearest Radio Shack by mail.
- ✓ **BECAUSE** Radio Shack has one low price — East, Central, South, West.
- ✓ **BECAUSE** Radio Shack is the world's largest chain of electronic stores. We buy better . . . give you exclusive Special Purchases month after month after month!

CALIFORNIA

BAKERSFIELD — 1308 19th St.
LOS ANGELES (West L.A.) — Pico Blvd. at Overland
LOS ANGELES (Anaheim) — 504 Katella Ave.
LOS ANGELES (Downey) — Stonewood Shop. Ctr.
LOS ANGELES (Mission Hills) — 10919 Sepulveda Blvd.
LOS ANGELES (Santa Ana) — Bristol Plaza Shop. Ctr.
SAN DIEGO (La Mesa) — Grossmont Shop. Ctr.
LONG BEACH — 3976 Atlantic Ave.
OAKLAND (San Leandro) — Bay Fair Shop. Ctr.
SACRAMENTO — 600 Fulton Ave.

COLORADO

DENVER — 798 South Santa Fe

CONNECTICUT

HAMDEN — Hamden Mart. Shop. Ctr.
MANCHESTER — Manchester Shop. Parkade
NEW HAVEN — 92 York St.
NEW LONDON — New London Shop. Ctr.
STAMFORD — 29 High Ridge Rd.
WEST HARTFORD — 39 So. Main St.

ILLINOIS

CHICAGO — Evergreen Plaza at 95th St.

MAINE

PORTLAND — Pine Tree Shop. Ctr.

MASSACHUSETTS

BOSTON — 167 Washington St.
BOSTON — 594 Washington St.
BOSTON — 110 Federal St.
BRAintree — South Shore Plaza
BROOKLINE — 730 Commonwealth Ave.
CAMBRIDGE — Fresh Pond Shop. Ctr.
FRAMINGHAM — Shoppers' World
LOWELL — Central Shop. Plaza
SAUGUS — N. E. Shop. Ctr.
SPRINGFIELD — 1182 Main St.
WEST SPRINGFIELD — Century Shopping Center
WORCESTER — Lincoln Plaza

MINNESOTA

ST. PAUL — 473 North Snelling

NEW HAMPSHIRE

MANCHESTER — 1247 Elm St.

NEW MEXICO

ALBUQUERQUE — 6315 Lomas, N. E.

NEW YORK

BINGHAMTON (Vestal) — Vestal Shop. Plaza
BUFFALO (Clarence) — Transitway Shop. Ctr.
NEW YORK — 1128 Ave. of the Americas
SCHENECTADY (Rotterdam) — Shoporama Shop. Ctr.
SYRACUSE — 3057 Erie Blvd. East

OHIO

CINCINNATI — 852 Swifton Ctr.

OKLAHOMA

OKLAHOMA CITY — Mayfair Shop. Ctr.
TULSA — 2730 South Harvard

OREGON

PORTLAND — 1928 N.E. 42nd St.

PENNSYLVANIA

PHILADELPHIA — 2327G Cottman Ave.,
PHILADELPHIA — 1128 Walnut St.

RHODE ISLAND

CRANSTON — 1301 Reservoir Ave.
EAST PROVIDENCE — Shoppers' Town

TEXAS

ABILENE — 2910 North First St.
ARLINGTON — Collins at Park Row
DALLAS — 1601 Main St.
DALLAS — Medallion Center
DALLAS — 125 Wynnewood Village
FORT WORTH — 1515 So. Univ. Dr.
FORT WORTH — 900 East Berry St.
FORT WORTH — 3524 East Denton Highway
HOUSTON — 8458 Gulf Freeway
HOUSTON — 2315 Travis St.
HOUSTON — 322 Northline Mall
HOUSTON (Bellair) — 4759 Bissonnet
SAN ANTONIO — 150 Wonderland Shop. Ctr.
SHERMAN — 1620 Highway 75 North
WACO — 1016 Austin Ave.

VIRGINIA

ARLINGTON — Washington-Lee Shop. Ctr.

WASHINGTON

SEATTLE — 2028 Third Ave.
SEATTLE — 837 N.E. 110th St.

Fill Out and Send to:

PE 965

Radio Shack Mailing List Department
2727 West 7th Street, Fort Worth, Texas

Please Mail My Free 1966 Radio Shack Catalog to—

Name (Please Print) _____

Street _____

City _____ State _____ Zip _____

CIRCLE NO. 35 ON READER SERVICE PAGE




NEW PRODUCTS

Additional information on products covered in this section is available from the manufacturers. Each new product is identified by a code number. To obtain further details on any of them, simply fill in and mail the coupon on page 15.

1,000,000 OHMS-PER-VOLT VOM

No amplifiers. No zero drift. No warm-up. No power requirements. But *Triplet's* Model 630-M is said to combine the sensitivity of a vacuum-tube voltmeter with the convenient portability of a volt-ohm-milliammeter. Incorporating a basic 0-1 d.c. microampere suspension type movement that includes the Triplet "BAR-RING" magnet, it will make current measurements from 20 nanoamperes and voltage measurements from 5 millivolts. The 630-M also features 20,000 per volt a.c. sensitivity, $\pm 1\frac{1}{2}\%$ d.c. accuracy, and $\pm 3\%$ a.c. accuracy.



Circle No. 75 on Reader Service Page 15

SOLID-STATE STEREO RECEIVER

Measuring only 9 $\frac{1}{2}$ " x 5 $\frac{1}{4}$ " x 12 $\frac{1}{2}$ " deep, the *Olson* Model RA-727 solid-state stereo receiver has a frequency response of 30 to 30,000 cycles, and an amplifier output of 44



watts music power. Tuner sensitivity is 1 μ v. A meter in the dial window indicates proper tuning and, when switched, also serves as a balance meter. A

stereo indicator lights automatically when the unit is tuned to a multiplex station, and colored indicator lights tell you at a glance which mode of operation the receiver is in.

Circle No. 76 on Reader Service Page 15

STEREO ADAPTER CABLE

It's now possible to interconnect—without soldering—foreign-built tape recorders to American made microphones, headphones,

amplifiers, and speakers. *Switchcraft's* Model 330G adapter cable is designed to plug directly into the 5-hole sockets found on Elber, Grundig, Korting, Norelco and Sony tape recorders, Grundig radios, and many other pieces of foreign-built equipment. It can also be used to interconnect preamplifiers and crystal or ceramic high-impedance cartridges to many recorders.

Circle No. 77 on Reader Service Page 15

TV SWEEP CIRCUIT ANALYZER


You can analyze sweep problems in minutes with the *Seacore* SS137 sweep circuit analyzer. It provides all the necessary voltage and current measurement ranges and substitute signals to isolate and analyze sweep troubles in both black and white and color TV sets. The universal horizontal and vertical substitute oscillators have a variable output from 0 to 280 volts peak to peak, and the actual output voltage can be read directly in peak-to-peak volts on the built-in VTVM. A special probe provides two ranges, 0 to 30 kv. and 0 to 10 kv., for high-voltage and focus-voltage measurements.



Circle No. 78 on Reader Service Page 15

BOOKSHELF SPEAKER SYSTEMS

Three "Criterion" bookshelf speaker systems have been announced by *Lafayette Radio Electronics Corporation*. All three utilize bass reflex design with a tube-type ducted port of proportioned size to provide the correct acous-



tic tuning of the enclosure, with back waves reinforcing front sound radiation to provide greater bass response. Each enclosure is constructed of solid $\frac{3}{4}$ "

wood, internally braced and lined with sound-absorbent material. The Criterion "50" (20 watts) and "100" (30 watts) are two-way systems, with an 8" woofer and a 10" woofer, respectively, and a 4" cone-type tweeter. The Criterion "200" (40 watts) has a 3" metallic dome-type super tweeter in addition to an 8" mid-range speaker and a 12" woofer.

Circle No. 79 on Reader Service Page 15

"METER-SENTRY"


All types of meter movements can be protected against overload damage by *Semicon's* Model MS-10 "Meter-Sentry." A special Semitron silicon diode designed to take

(Continued on page 24)

WANTED

KIT BUILDERS TO CONSTRUCT THE WORLD'S FINEST LOW-COST AMPLIFIER

NO EXPERIENCE NECESSARY



Now, for the first time in high-fidelity history, you can own a truly distinguished stereo control-amplifier for only \$99.50 —if you're willing to build it yourself. And, thanks to the exclusive Fisher StrataKit method, you need absolutely no experience to construct the Fisher KX-90 StrataKit.

Assembly takes place by simple, *error-proof* stages (Strata). Each stage corresponds to a *separate* foldout page in the uniquely detailed instruction manual. Each stage is built from a *separate* packet of parts (StrataPack). Major parts come already mounted on the extra-heavy-gauge steel chassis. Wires are *precut* for every stage—which means every page. All work can be checked stage-by-stage and page-by-page before moving to the next stage.

The end result is a genuine Fisher stereo control-amplifier with 40 watts of clean power that can drive even the most inefficient speakers to their maximum performance levels. Advanced preamplifier features include rocker switches and complete phono/tape facilities. And you can rest assured that the Fisher KX-90 StrataKit you have built will be fully equal in performance as well as reliability to its factory-wired prototype. Fisher guarantees it.

The Fisher

FREE! \$1.50 VALUE! Send for The New Kit Builder's Manual, an illustrated guide to hi-fi kit construction, complete with detailed specifications of all Fisher StrataKits.

Fisher Radio Corporation
21-40 44th Drive, Long Island City, N.Y. 11101

Name _____

Address _____

City _____ State _____

The New
Kit Builders
Manual



109

CIRCLE NO. 11 ON READER SERVICE PAGE

PRODUCTS (Continued from page 22)

surges up to 25 amperes when used with meters of from 20- μ a. to 5-ma. sensitivity, it is quickly and easily externally connected directly across meter movement terminals. It bypasses any overload currents around the instrument, thus preventing meter burnout and needle damage.

Circle No. 80 on Reader Service Page 15

PORTABLE AM RADIO KIT

Featuring six silicon transistors and two silicon diodes, the Model GR-24 radio kit introduced by the *Heath Company* is said to have a performance equal to that of eight-transistor portables. It is powered by six size "D" flashlight batteries that cut the operating cost to one-tenth that of typical pocket-size portables. The GR-24 boasts a 4" x 6" oval speaker for "big-set" sound, an r.f. stage, and a double-tuned i.f. stage for greater sensitivity and selectivity, plus an audio output stage that is diode-biased for top performance over a wide temperature range. For easy station selection, there's a slide-rule dial, convenient "thumb-touch" controls, and smooth vernier tuning. A built-in $\frac{1}{2}$ "-diameter rod antenna picks up distant stations.



Circle No. 81 on Reader Service Page 15

10-METER BAND CONVERTER

Want to listen in on the 10-meter amateur phone band with your automobile radio? *Instrument Devices Corporation* has introduced a solid-state, self-contained 10-meter converter for use with standard car radios. No soldering is required to install the Model SS-Ten, which lets you tune from 28.400 to 29.450 mc. immediately. And you can switch your radio back to the normal broadcast bands by means of a single on-off switch. Weighing only six ounces, the Model SS-Ten can be either kept in the glove compartment or attached under the instrument panel. It comes complete with battery and installation instructions.



Circle No. 82 on Reader Service Page 15

GLOBAL TIME CONVERSION WATCH

The global wristwatch available from *Nordlund Radio Products* will tell hams and

SWL's the time in any world time zone as well as the local time. The rotating rim is etched with the names of 24 major world cities. When the local city on the rim is set even with the user's local time on the 24-hour "day-night" dial, the time in any world zone can be read directly. The Swiss-made jeweled movement is anti-magnetic, and the watch has a luminous dial, sweep-second hand, and unbreakable main spring.

Circle No. 83 on Reader Service Page 15


ADJUSTABLE-SOCKET POCKET WRENCH

When you apply thumb pressure on the plunger head of the *G & G Tool Company's* "Tip Wrench," the jaws open and slide out to the desired size. As thumb pressure is released, a slight downward pressure locks the jaws into position. The "Tip Wrench" tightens or loosens hex and square nuts and bolts, deep slotted machine and pan screws, in hard-to-get-at places. Since it holds the object firmly, it eliminates fumbling. The shock-proof tool comes in four sizes, with a capacity ranging from No. 2 to No. 12 nuts and bolts.

Circle No. 84 on Reader Service Page 15

SOLID-STATE FM STEREO TUNER KIT

A new "tri-modulation meter" is incorporated in the *Scott LT-112* solid-state FM stereo tuner: a front panel meter function switch allows the tuner meter circuit to be used as (1) a signal strength indicator or (2) a zero-center indicator or (3) a precision alignment meter. In addition, three stereo outputs are



available, one of them located on the front panel to allow the use of portable tape recorders without disturbing the installation of the tuner. The LT-112 kit can be assembled in less than six hours, since all difficult or critical circuitry is pre-wired, pre-tested, and pre-aligned at the factory. Parts are sealed in clear envelopes which are number-keyed to the life-size construction book, and all wires are pre-cut and pre-stripped to the proper length.

Circle No. 85 on Reader Service Page 15


REPLACEMENT PARTS PACKAGE

"Benchmate" is an 18" x 24" display board which contains 35 assorted circuit breakers, rectifiers, resistors, chemical fuses, and transformers. Available from *Workman Electronic Products, Inc.*, it's a "package" of replacement parts claimed to take care of 75% of all radio and TV repairs (except tubes). With each "Benchmate," a five-year rechargeable flashlight is given free.

Circle No. 86 on Reader Service Page 15



Use it... mobile... base... or portable!



MESSANGER III



Cape Horn to Fairbanks, Alaska
 "Messenger III" goes all the way on Mercury Comet 16,200 mile durability run! Comet drivers report: Over 40 continuous days and nights, through rain, fog, sleet and snow . . . on washboard roads, some scarcely more than a trail . . . in tropic heat and frigid Arctic weather—the "Messenger III" never let them down!

For unmatched quality and dependability—GO JOHNSON!

The most popular CB transceiver in the world—the "Messenger III" offers everything you ever wanted in a CB transceiver . . . compact size, a husky signal, extreme sensitivity, razor-sharp selectivity—and complete flexibility for base station, mobile, public address, or battery powered portable use! Double conversion receiver—set-and-forget "Volume" and "Squelch" controls—11 channel coverage—"Tone Alert" Selective Calling System available as accessory.



E. F. JOHNSON COMPANY

2426 10th Ave. S.W. • Waseca, Minnesota 56093


WRITE TODAY for full color brochure, or see your Dealer/Distributor and ask for a demonstration!



MESSANGER TWO
Ten channels and tune-able receiver. Excellent receiver sensitivity and selectivity. Plenty of features. Delivers a penetrating signal with solid punch!



PERSONAL MESSENGERS
100 Milliwatt and 1½ Watt hand-held units. Twice the sensitivity and 40% more range than similar units with conventional circuitry!



MESSANGER
To date—one of the biggest sellers in the Citizens Band field! 5 channels—long on performance, short on cost.

CIRCLE NO. 20 ON READER SERVICE PAGE

**A MUST
FOR
COLOR
TV!**



NEW JERROLD COLORAXIAL™

Reception System

The old familiar twinlead antenna line, that worked pretty well for black-and-white TV, is hopelessly inadequate for color. When your pictures change color, smear, and ghost, it's usually the fault of the twinlead connecting your set to the antenna.

NOW, Jerrold, pioneer and leader in TV reception systems, announces Coloraxial™—a system for converting any outdoor antenna to shielded coaxial-cable operation. Installs in minutes . . . keeps color, b&w, and FM stereo signals clean . . . keeps interference out. Outlasts twinlead up to ten times.

Jerrold Coloraxial Kits give you everything you need for fast, low-cost installation: 50 or 75 feet of shielded Coloraxial cable complete with fittings; matching transformers; even a Coloraxial antenna if your present antenna needs replacing.



**Send coupon today
for full information.**

JERROLD ELECTRONICS, Dept. PE-9
15th & Lehigh Ave., Philadelphia 32, Pa.

Send me complete information on the new Jerrold
Coloraxial™ TV/FM Antenna System.

Name.....

Address.....

City.....State.....

CIRCLE NO. 19 ON READER SERVICE PAGE

ELECTRONICS LIBRARY

IONOSPHERIC RADIO PROPAGATION

by Kenneth Davies

It has been 17 years since the National Bureau of Standards first published its classic soft cover book, *Ionospheric Radio Propagation*. The science of predicting how radio waves get from one place to another on this globe of ours has changed in that interval. In this up-dated version, the author has drawn upon the resources of the Bureau of Standards to matter-of-factly summarize our knowledge—à la 1965. All the aspects of radio transmission are discussed—some with deep mathematical interpretations, some without. This volume is an important source book on a vexing subject.

Published by the Superintendent of Documents, U.S. Government Printing Office, Washington, D.C. 20402. Hard cover. 470 pages. \$2.75.



RADAR LICENSE ENDORSEMENT HANDBOOK

by Edward M. Noll

Written especially for the holder of a first- or second-class radiotelephone or radiotelegraph license, this book strives to provide information to help the reader prepare for his FCC radar endorsement license examination. It starts out with a brief review of radar principles, then describes some standard components and a few typical small boat radar sets, and concludes with a set of questions and answers. The book is well illustrated and easy to read, although not intended for the novice.

Published by Howard W. Sams & Co., Inc., 4300 West 62 St., Indianapolis 6, Ind. Soft cover. 175 pages. \$2.95.



INTRODUCTION TO ELECTRIC CIRCUITS (Second Edition)

by Herbert W. Jackson

This classroom text has been brought up to date and considerably expanded. The author has perfected his technique of physically establishing what a circuit should do and then mathematically proving that the
(Continued on page 30)

IF THE RCA MARK VIII C-B TRANSCEIVER IS SO GREAT AT \$114⁹⁵* ...



- 9 crystal-controlled transmit and receive channels
- Tunable receiver for reception of 23 C-B

channels; dial marked in both channel numbers and frequency

- Exceptionally good voice reproduction
- Highly selective superheterodyne receiver with one rf and two if amplifier stages
- Electronic switching—no relay noise or chatter
- Illuminated “working channel” feature
- Light and compact—only 3½ inches high, weighs only 8 pounds with mike; fits easily under the dashboard of even a compact car
- Improved Automatic Noise Limiter to reduce effects of ignition and similar interference

...HOW COME THE NEW MARK NINE IS WORTH \$20⁰⁰* MORE?

It has all the Mark VIII features— PLUS these additional features...

- Combination “S” Meter and Relative RF Output Meter. “S” Meter indicates the relative strength of incoming signal in “S” units. RF Output Meter (EO) indicates relative strength of the signal being transmitted.
- Spotting Switch. Permits precise manual tuning of receiver without use of receiver crystals. Receiver can be tuned (or “spotted”) quickly to any incoming channel for which you have a transmit crystal. This means, when you buy crystals for extra channels, you can (if you wish) omit the RECEIVE crystals and buy only TRANSMIT crystals. This feature alone pays the price difference if you use a number of channels.
- External Speaker Jack. Lets you connect an external speaker to the set, so incoming calls can be heard in remote locations.



GET THE FACTS. Write for free descriptive folder on either the Mark VIII or Mark Nine to: Commercial Engineering, Department 1133R, RCA Electronic Components and Devices, Harrison, N. J.

Available Through Your Authorized RCA C-B Radio Distributor



The Most Trusted Name in Electronics

*Optional distributor resale price.

CIRCLE NO. 34 ON READER SERVICE PAGE

Look What's

NEW KITS

New 23-Channel, 5-Watt Transistor CB Transceiver



Kit
GW-14
\$89⁹⁵

(Assembled GWW-14,
\$124.95)

23 channel transmit & receive capability. All-transistor circuit for instant operation, low battery drain . . . only .75 A transmit, .12 A receive. Only 2 $\frac{7}{8}$ " H x 7" W x 10 $\frac{1}{2}$ " D . . . ideal for car, boat, etc. $\frac{1}{2}$ uv sensitivity for 10 db signal plus noise to noise ratio. Front-panel "S" meter, adjustable squelch, automatic noise limiter, built-in speaker, ceramic PTT mike, charcoal gray aluminum cabinet. 8 lbs.

New Transistor FM Stereo Tuner . . . Build In 6 Hours!




Kit AJ-14
\$49⁹⁵

(less cabinet)

World's easiest to build stereo/hi-fi kit . . . takes 6 hours or less. 14-transistor, 4-diode circuit for cool instant operation, natural transistor sound. Phase control assures best stereo performance. 4-stage 1F for high sensitivity. Filtered outputs for direct stereo recording. Automatic stereo indicator light, preassembled & aligned "front-end." Install in a wall or either Heath cabinet, (walnut \$7.95), (metal \$3.50). 6 lbs.

New Deluxe Shortwave Radio



Kit GR-54
\$84⁹⁵

Compare it to sets costing \$150 and more! 5 bands cover 200-400 kc, AM, and 2-30 mc. Tuned RF stage, crystal filter for greater selectivity, 2 detectors for AM and SSB, tuning meter, bandspread tuning, code practice monitor, automatic noise limiter, automatic volume control, antenna trimmer, built-in 4" x 6" speaker, headphone jack, gray metal cabinet, and free SWL antenna. Assemble in 15 hours. 25 lbs.

New 6-Meter SSB Ham Transceiver



Kit SB-110
\$320⁰⁰

Full SSB-CW transceive operation on 6 meters. 180 watts PEP SSB—150 watts CW. Operates fixed or mobile; PTT and VOX. Switch selection of upper sideband, lower sideband, and CW. Covers 50-52 mc with crystals supplied, total coverage 49.5-54 mc. Famous Heath SB series Linear Master Oscillator for true linear tuning. Built-in 100 kc calibrator and antenna switching. Accessory mobile mount, SBA-100-1 . . . \$14.95. 23 lbs.

NEW From Heath!

NEW LOW PRICES

New Low Price On Deluxe 21" Color TV



Kit GR-53A
Now Only
\$375⁰⁰
(less cabinet)

Ends costly color TV servicing . . . only set you adjust and maintain yourself. Only color TV you can install 3 ways . . . wall, custom or Heathkit cabinets. Tunes all channels for 21" of the best color pictures in TV plus true hi-fi sound. Assembles in 25 hours . . . no special skills needed. 127 lbs. Also new low price on preassembled Heathkit cabinets: GRA-53-7, walnut cab. (illust.), 85 lbs. . . \$108; GRA-53-6, walnut-finish hard-board cab., 52 lbs. . . \$46.50.

New Low Prices On Heathkit Stereo/Hi-Fi



Kit AR-13A
Now Only
\$184⁰⁰


Like the AR-13A Transistor Stereo Receiver opposite with 66-watt amplifier; AM, FM, FM Stereo tuning; walnut cabinet. 35 lbs. Other new low-priced stereo components including, Kit AJ-43D, deluxe transistor AM/FM/FM stereo tuner . . . \$109.00
Kit AJ-33A, transistor AM/FM/FM stereo tuner . . . \$94.50
Kit AJ-41 (tube), AM/FM/FM stereo tuner . . . \$112.50
Kit AJ-12 (tube), FM/FM stereo tuner . . . \$65.95
See them all in FREE Heathkit catalog.

New Low Prices On Heathkit®/ Thomas Organs



Kit GD-983
Now Only
\$799⁰⁰

Like the GD-983 Heathkit/Thomas "Coronado" Transistor Organ, opposite, with 17 organ voices, two 44-note keyboards, Leslie plus 2-unit main speaker system, 28 notes of chimes, bench, plus many more professional features. 242 lbs. Also the Heathkit/Thomas "Artiste" Transistor Organ with 10 voices, two 37-note keyboards, repeat percussion, etc. is now only \$332. 154 lbs. Both organs have all genuine Thomas factory fabricated components.



HEATHKIT 1966



NEW 1966 CATALOG!

Free! 108 pages . . . many in full color . . . describe these and over 250 easy-to-build Heathkits. Save up to 50%. Mail coupon for your free copy.

Heath Company, Dept. 10-9
Benton Harbor, Michigan 49023
In Canada: Daystrom, Ltd., Cooksville, Ontario

Enclosed is \$ _____ plus shipping.

Please send model (s) _____

Please send FREE 1966 Heathkit Catalog.

Name _____

Address _____

City _____ State _____ Zip _____

Prices & specifications subject to change without notice.

CL-214

well named

the MARK LONG base station RANGER CB antenna

Provides marked (pun intended)
improvement in effective range
compared to standard ground
plane vertical antenna.

well engineered

Requires no radials (they're for the birds). Unique electrical design gives wider frequency range. Conservative design . . . could take a full kilowatt of power. Greater structural integrity than single-element antennas. Stainless steel hardware . . . light weight but extremely rugged. Much easier to mount—standard mounting can be tailored to meet extremes of wind and icing.

well then

GO PRO GO MARK

*high in reliability—
low in price*

MARK PRODUCTS

DIVISION OF DYNASCAN CORPORATION

5439 W. Fargo Ave. Skokie, Ill. 60076 (312) 675-1500

CIRCLE NO. 26 ON READER SERVICE PAGE

LIBRARY

(Continued from page 26)

circuit operated as it should have. A wonderful idea, because in design work it would be done the other way around. Highly recommended as a semi-advanced text for the serious student.

Published by Prentice-Hall, Inc., Englewood Cliffs, N.J. 07632. Hard cover. 554 pages. \$14.00.



MATHEMATICS FOR ELECTRONICS ENGINEERS AND TECHNICIANS

by Norman H. Crowhurst

The author of this book has tried to apply programming techniques to the learning of mathematics as applied to electronics. In this regard, only limited success has been achieved. The book is, essentially, a compilation of technical data and formulas presented in a manner designed to help students of the art understand an inherently difficult subject. Your reviewer feels that the novel presentation has not made the subject any easier.

Published by Howard W. Sams & Co., Inc., 4300 West 62 St., Indianapolis 6, Ind. Hard cover. 256 pages. \$6.95.



MOST-OFTEN-NEEDED 1965 RADIO DIAGRAMS

by M. N. Beitman

Perennial edition (Volume R-25) containing the wiring diagrams of several hundred portables, clock radios, combinations, etc.

Published by Supreme Publications, 1760 Balsam Rd., Highland Park, Ill. 192 pages. Soft cover. \$2.50.

Free Literature

A handy "Semiconductor Replacement Guide" has been published by Radio Corporation of America, Harrison, N.J. This 16-page booklet describes the RCA line of replacement transistors and rectifiers, discusses replacement and operating techniques, and lists many transistors and rectifiers together with recommended replacement types. Copies are available through RCA-franchised component distributors . . . Five "Ampli-Vox" easy-to-use sound systems for a variety of portable, mobile, and stationary p.a. applications are described in Catalog B278 (4 pages) put out by Perma-Power Company, 5740 N. Tripp Ave., Chicago, Ill. 60646. Complete specifications are given, and a full line of accessories is also covered. —50—

**Protect Your Family
PREVENT "FLAT TIRE"
ACCIDENTS PERMANENTLY
Before They Happen**



DANGER
—women stranded on dark streets
DANGER
—emerging from car into turnpike traffic
DANGER
—lose control of auto at highway speeds



CONVERT YOUR PRESENT TIRES INTO SELF-SEALING PUNCTURE-PROOF TIRES

PERMANENT—For the Life of the Tire.
SAFE—Harmless to Rubber. Will Not Cause Imbalance. Will Not Gum or Ball.
CONTINUOUS — Works Puncture after Puncture.

Stop Flats is a protective Sealing Force. Acts moment puncture occurs. Forms an immediate, air-tight and permanent repair. Applies in a minute through valve.
Acts continuously . . . puncture after puncture. Protection against all ordinary flats (up to 16 penny nails) regardless of road speed. One application will outlast any tire.

NOT A REPAIR KIT!

Good for ALL passenger car tires . . . New and Used . . . Tubed, Tubeless, Retreads!

Now Available at Special Prices
SAVE \$4 Kit for tire sizes up to 7.90 x 14, regular retail price \$11.92
SAVE \$6 Kit for tire sizes 8.00 x 14 and larger, regular retail price \$17.88



PROTECT YOUR TIRES NOW! WRITE TODAY!

Independent Laboratory Report States:
" 'Stop Flats' successfully filled the punctures without loss of air. The balance of the tires was not disturbed by the introduction of 'Stop Flats.' Upon inspection of tires after the test, the 'Stop Flats' was evenly distributed along the inside of the tire and did not gum or ball."
MONEY BACK GUARANTEE

CONSUMER SERVICE COMPANY
160 Mercer St., New York, N. Y. 10012
Enclosed is \$_____ Please ship me the following Stop Flats Kits:
_____ kits for tire sizes up to 7.90 x 14 at \$7.95 ea. plus 55c ea. for postage and handling.
_____ kits for tire sizes 8.00 x 14 and over at \$11.95 ea. plus 80c ea. for postage and handling.
(N. Y. C. residents please add 4% sales tax.)
Foreign orders \$1.25 additional.

Name _____ (Please Print) PE-95
Address _____
City _____ State _____ Zip Code _____
Sorry—No charge or C. O. D. orders.

Hy-Gain's CLR 2

...the world's most powerful all-directional non-rotating antenna for Citizens Band!

Did you ever wonder why the CLR2 stands taller than most all-directional base station antennas for Citizens Band? There's a reason...to give you maximum "Talk Power"—12.55 watts—from your 5 watt transmitter. The 19' 10" vertical radiator on the CLR2 is electrically extended to $\frac{3}{4}$ wavelength. Why $\frac{3}{4}$ wavelength? Because every authoritative source in the electronics field has conclusively proven that a Citizens Band antenna with a $\frac{3}{4}$ wavelength radiator will deliver a stronger signal over a greater area than will antennas with shorter length $\frac{1}{4}$ or $\frac{1}{2}$ wavelength vertical radiators. Of course, the CLR2 has other electrical and mechanical features that put it in a class all of its own... a unique electrical system that puts the entire antenna at DC ground for maximum static removal and lightning protection... a moistureproof matcher that insures total electrical reliability... rugged, heavy duty, all-weather construction rated to withstand winds up to 80 mph. For maximum "Talk Power"—greatest readability—you'll want a CLR2. A bargain in power at **\$29.95 Net.**

Available from your Hy-Gain
Dealer or Distributor

HY-GAIN ELECTRONICS CORP.

8501 N.E. Highway 6
Lincoln, Nebraska 68501

CIRCLE NO. 15 ON READER SERVICE PAGE



OPERATION ASSIST

Through this column we try to make it possible for readers needing information on outdated, obscure, and unusual radio-electronics gear to get help from other P.E. readers. Here's how it works: Check the list below. If you can help anyone with a schematic or other information, write him directly—he'll appreciate it. If you need help, send a postcard to Operation Assist, POPULAR ELECTRONICS, One Park Avenue, New York, N.Y. 10016. Give maker's name, model number, year of manufacture, bands covered, tubes used, etc. State specifically what you want, i.e., schematic, source for parts, etc. Be sure to print or type everything legibly, including your name and address. Because we get so many inquiries, none of them can be acknowledged. POPULAR ELECTRONICS reserves the right to publish only those items not available from normal sources.

SCHEMATIC DIAGRAMS

Philco Model 40-140 receiver, code 121. Tunes BC, police, s.w., TV and audio. Has 6 tubes. (James A. Taylor, 1027 Globe, Houston, Tex. 77034)

Lafayette Model LA-75 guitar amplifier. (M. Ross, 795 Pelham Parkway No., Bronx, N. Y. 10467)

Philco Model 65 receiver. Tunes AM only. Has 6 tubes. (Gary Barnhart, Chilhowee, Mo. 64733)

Philips Model B4X06T receiver. (Melvin C. Gonzalez, David, Chiriqui, Panama, A. C.)

Spartan receiver, ser. L-1869, circa 1929. Has 10 tubes. (Dan Bower, 8196 Webster Rd., Clio, Mich.)

Pierson Model KE-93 receiver, ser. 3461. Tunes 7 bands. Has 12 tubes. (John Sullivan, 1909 N. Forgeus, Tucson, Ariz. 85716)

NARCO Vht #1 "Omnihomer," ser. 1209. Has 15 tubes and 122.8, 122.1, 122.5, 122.7 crystals. (A. J. Effenberger, Route 2, Suring, Wis. 54174)

Corvair Model 10SK63 receiver. Has 10 transistors. (Larry R. Brown, 508 Easton Rd., Pearisburg, Va. 24134)

Air King Model 222 receiver, ser. 763341. Tunes BC. Has 4 tubes. (Charles Lingard, Box 853, Brookings, Oreg.)

Kennedy Model 110 receiver, ser. 1525. Tunes 170 to 26 meters. Has one tube. (Peter Paul White, 5147 S. Rutherford Ave., Chicago, Ill. 60638)

Eddystone Model 1670A receiver, type 8670A, ser. K10808. Tunes 150 kc. to 30 mc. on 4 bands, leaving out 1500 kc. to 3.7 mc. (Loran Goulden, Gunning Cove, Shelburne Co., Nova Scotia, Canada)

Hilton Model T822 or GFM931 receiver. Has 6 transistors. (Martin Bennis, Jr., 1524 St. Jolial Ave., Norfolk, Va.)

E. H. Scott receiver, ser. Q252, model unknown. Has 12 tubes. Tunes 55 to 22.5 mc. (George W. Lewis, 70 Ridgebury Dr., Xenia, Ohio 45385)


National Model T-40 receiver, circa 1950. Tunes BC and s.w. (Russel E. Thorpe, 15552 Stone Ave. N., Seattle, Wash. 98133)

Sears Roebuck receiver, ser. 101 614-1. Tunes 550 kc. to 18 mc. on 5 bands. (Richard Clinard, 235 Forrest Park, Madison, Tenn.)

RCA AVR 20-A, circa 1940. Has 4 tubes. (Bill Higdon, Roy, Utah 84067)

(Continued on page 38)

NOW YOU CAN EASILY ADD
SOUND TO YOUR SLIDE
OR FILM SHOWS WITH
POPULAR PHOTOGRAPHY'S
EXCITING NEW
"SOUND FOR A
PICTURE EVENING"
RECORD ALBUM



"Sound For A Picture Evening"
Consists of selections from the music masters
of the Capitol Record Hollywood Library
High Fidelity 12-inch vinyl album—33 1/3 RPM
Playing time: 40 minutes
AVAILABLE IN MONAURAL OR
ELECTRONIC STEREO AT NO EXTRA COST

EXPRESSLY CREATED FOR FILM
AND SLIDE SHOWS

No matter how good your film and slide shows are, sound will make them better... more entertaining and certainly more professional. But, it has to be the right kind of sound. Although any musical record can be used as a background for your film and slide shows, few, if any, can match the variety of actions, situations, and scenes inherent in most shows. That's why Popular Photography created this album. It's ideal for almost every mood captured by your camera. Whether your show is simple, elaborate or somewhere in-between—"SOUND FOR A PICTURE EVENING" provides a final, professional touch to make it a complete success.

A POPULAR PHOTOGRAPHY
EXCLUSIVE

The "Sound For A Picture Evening" album has been produced by the editors of Popular Photography exclusively for our readers and is prepared by the Custom Services Division of Capitol Records. This outstanding album cannot be purchased in any store and is available by mail only to the readers of Popular Photography and other Ziff-Davis magazines.

ALBUM CONTENTS:
17 SPECIFIC MOOD MUSIC
BACKGROUNDS
8 TRACKS FOR SPECIAL
SOUND EFFECTS

THEMES TO MATCH YOUR
SUBJECTS... PERFECTLY!

3 FILM OPENINGS: Grandiose, Sweet and Gentle and Dramatic • 3 FILM CLOSINGS: Epic Finale, Hollywood Style and Gentle • 11 THEMES: Happy-Go-Lucky • Gay Party • Vacation Tempo • Traveling • Happy Birthday Party • Pomp of a Parade • Sound of a Carousel • Circus Time • Sentimental Moments • Children's Play-time • Christmas Time

DON'T MISS OUT ON THIS OUTSTANDING OFFER.
FILL IN AND MAIL TODAY

FOR SPECIAL SITUATIONS,
THESE WONDERFULLY REALISTIC
SOUND EFFECTS

Ocean Waves • Train • Jet Planes • Baby Crying • Crowd
In Stadium • Traffic • Dog Barking • Thunder And Rain

FREE! WITH YOUR ALBUM
PURCHASE — IF YOU ORDER NOW

Complete Instruction Booklet—Here, in one comprehensive booklet, is all the information you need to make your film or slide show a resounding success. You will find helpful tips on how to build an effective sound track, choosing the right background selections and sound effects, synchronization, taping, organizing your show, editing and much more.

BAND POINTER—Fits on the top of your record and tells you where to find the exact band you want. Eliminates guesswork, fumbling and wasted time. Lights • Projector • Action!

This wonderful 12" long-playing album
(a must for every slide and film show impressario)
can be yours for

ONLY \$3.49 POSTPAID
MONAURAL OR ELECTRONIC STEREO

at a small price to pay for an album you will enjoy
and treasure for many years. ORDER NOW.

"Sound For A Picture Evening"
POPULAR PHOTOGRAPHY—Dept. SD
One Park Avenue, New York, N.Y. 10016

Please send me _____ albums at \$3.49 each. My
check (or money order) for \$_____ is enclosed. I
understand that you will pay the postage. (Add 75¢ to
partially defray postage costs outside U.S.A.)

CHECK ONE: MONO STEREO

Name _____

Address _____

City _____ State _____ Zip Code _____

Sorry—No charges or C.O.D. Orders PE-95



This important job (and its big salary) is reserved for a qualified electronics technician. It can be you!

It's a fact. There are *thousands* of jobs like this available *right now* for skilled electronics technicians. What's more, these men are going to be in even *greater* demand in the years ahead. But how about you? Where do you fit into the picture? Your opportunity will never be greater . . . so act *now* to take advantage of it. The first step? Learn electronic fundamentals . . . develop a practical understanding of transistors, troubleshooting techniques, pulse circuitry, micro-electronics, computers and many other exciting new developments. Prepare yourself now for a job with a bright future . . . unlimited

opportunity . . . lasting security . . . and a steadily-increasing salary.

Over 15,500 ambitious men are using Cleveland Institute Electronics Training Programs as a stepping stone to the good jobs in electronics. Why not join them? You will learn at home, in your spare time, and tuition is remarkably low. Read the important information on the facing page. Then fill out the postage-free reply card and drop it in the mail today. Without obligation we'll send you all the details. But act now . . . and get your high-paying job just that much sooner.

How You Can Succeed In Electronics

. . . Select Your Future From Five Career Programs

The "right" course for your career

Cleveland Institute offers not one, but five different and up-to-date Electronics Home Study Programs. Look them over. Pick the one that is "right" for you. Then mark your selection on the reply card and send it to us. In a few days you will have complete details . . . without obligation.

1. Electronics Technology

A comprehensive program covering Automation, Communications, Computers, Industrial Controls, Television, Transistors, and preparation for a 1st Class FCC License.



2. First Class FCC License

If you want a 1st Class FCC ticket *quickly*, this streamlined program will do the trick and enable you to maintain and service all types of transmitting equipment.



3. Broadcast Engineering

Here's an excellent studio engineering program which will get you a 1st Class FCC License and teach you all about Program Transmission and Broadcast Transmitters.



4. Electronic Communications

Mobile Radio, Microwave, and 2nd Class FCC preparation are just a few of the topics covered in this "compact" program . . . Carrier Telephony too, if you so desire.



5. Industrial Electronics & Automation

This exciting program includes many important subjects such as Computers, Electronic Heating and Welding, Industrial Controls, Servomechanisms, and Solid State Devices.



An FCC License . . . or your money back!

In addition to providing you with comprehensive training in the area indicated, programs 1, 2, 3, and 4 will prepare you for a Commercial FCC License. In fact, we're so certain of their effectiveness, we make this *exclusive* offer:

The training programs described will prepare you for the FCC License specified. Should you fail to pass the FCC examination after completing the course, we will refund *all* tuition payments. You get an FCC License . . . or your money back!

CIE's **AUTO-PROGRAMMED** lessons help you learn faster and easier

Cleveland Institute uses the new programmed learning approach. Our **AUTO-PROGRAMMED*** lessons present facts and concepts in small, *easy-to-understand* bits . . . reinforce them with clear explanations and examples. Students learn more thoroughly and faster through this modern, simplified method. You, too, will absorb . . . retain . . . advance *at your own pace*. *TRADEMARK

Free nationwide job placement service . . . for life, for every CIA graduate

Once enrolled with CIE, you will get a bi-monthly listing of the many high-paying interesting jobs available with top companies throughout the country. Many Cleveland Institute students and graduates hold such jobs with leading companies like these: American Airlines, American Telephone and Telegraph, General Electric, General Telephone and Electronics, IBM, Motorola, North American Aviation, New York Central Railroad, Raytheon, RCA and Westinghouse.

Electronics is a fast moving, dynamic industry . . . Cleveland Institute keeps you current

The Electron Bulletin is CIE's bi-monthly digest of new developments in the world's fastest growing industry. As a CIE student, you will get a free copy throughout your training to keep you up-to-date on Masers, Lasers, Solid State Devices, and other new inventions.



Full accreditation . . . your assurance of competence and integrity

Cleveland Institute of Electronics is accredited by the Accrediting Commission of the National Home Study Council. You can be assured of competent electronics training by a staff of skilled electronics instructors.

Your Future In Electronics Is Up To You. Make It A Brighter One. Mail Reply Card Today.

CIE

Cleveland Institute of Electronics

1776 East 17th Street, Dept PE-32, Cleveland, Ohio 44114

ASSIST

(Continued from page 32)

Aetna TRF receiver. Tunes BC. Has 4 tubes. (Robert Pogson, 300 Victor St., Winnipeg 10, Manitoba, Canada)

Philco AE 41073 receiver, circa 1947. (Fred Joyce, 554 Van Court, Hayward, Calif. 94544)

Shell Model FM-800 FM tuner. (Jamie Padover, 810 DeHaro, San Francisco 7, Calif.)

GE Model G-86 receiver. Tunes 540 to 18,000 kc. Has 7 tubes and tuning eye. (Jerry Webb, 417 W. Second St., Peru, Ind. 46970)

Eldico Model TR-75TV 60-watt CW transmitter, circa 1950. (Harry Fink, 162 Windsor Rd., Pawtucket, R. I. 02861)

Zenith Model 6D118 receiver, circa late 1930's. (Hal Deuman, 855 Dobbs Ferry Rd., White Plains, N. Y. 10607)

Siemens Super G63USA. Has ELS4, EABCS0, EM80, EC52, ECH81, EF89 tubes. (Erville E. Bishop, 160 No. McKinley Place, Monrovia, Calif. 91016)

Atwater Kent Model 52 receiver, ser. 3187923. circa 1920. Tunes BC. (Thomas Lazet, 208 Barker St., Ridley Park, Pa. 19078)

Harvey Wells Model T-90 transmitter. (Richard Smither, Route 4, Box 91, Danville, Ill.)

Superior Instruments Model 670 multimeter. (Richard G. Stuermer, G-3491 W. Home Ave., Flint 4, Mich.)

Bendix "Skipper" marine-band transceiver and power supply. Has 8 tubes. (Deane Williams, 32 Robindale Dr., Kensington, Conn. 06037)

Precise Model 801 electronic counter (kit). (William B. Adams, 9400 Rockville Pike, Bethesda, Md. 20014)

Dumont Model OBL-1 oscillograph, type 245. (James R. Throop, 5408 Berry Hill Rd., Norfolk, Va. 23502)

Seeburg "Symphonola" amplifier, type S25-5, ser. 1695. **Zenith** receiver, circa 1939; has 9 tubes; tunes 550 kc. to 18 mc. (C. A. Parent, Stittsville, Ontario, Canada)

Western Electric CW-46048D receiver, circa 1941. Tunes 180 kc. to 13 mc. (Lloyd A. Scott, Jr., Route 1, Box 368D, Bartow, Fla. 33830)

Superior Instruments Model CA-11 signal tracer, circa 1945. **Superior** PB-210 VOM and capacitance tester, circa 1945. (Alvan P. Eddy, Box 111, Hampton, S. C.)

Precise Model 308 oscilloscope, ser. 2185. (E. F. Wadsworth, 1035 Oliver St., Victoria, B. C., Canada)

Radio City Products Model 664 vacuum-tube voltmeter, ser. 5590. (Carl G. Berthel, 577 Otter St., Bristol, Pa. 19007)

McMurdo Silver "Vomax" 900 VTVM. (Harold Solomon, 945 Edmund Ave., St. Paul, Minn.)

Philco 368-3962 3" oscilloscope, ser. 513. (William Miller, 54 Oak St., Presque Isle, Maine)

Pierce Model PEC-100 transmitter. (Henry P. Heim, 15 Flynt St., North Quincy, Mass. 02171)

SPECIAL DATA OR PARTS

Hickok Model 550X tube tester. Operating manual and schematic needed. (Thomas Cooper, 58 Chicago Ave., Baltimore, L.I., N. Y. 11172)

Panoramic adapter BC 1032-A and radio receiver BC 794-B. Instruction book needed. (J. O. White, Route 1, Clearbrook, Minn.)

Heathkit Model AR-3 receiver, circa 1957. Power transformer part 54-36 needed. (Bruce Cohen, 3706 Eastman Rd., Randallstown, Md. 21133)

Solar Model CF "Exam-eter" capacitor checker, ser. F91977, type 1.6, circa 1940. Operating manual needed. (T. B. Martin, Rm. 3E-111, Bell Telephone Labs., Whippany, N. J. 07981)

Hickok Model OS-S/U oscilloscope. Operating manual needed. (J. D. Steele, FRD #1, Monette, Ark.)

Atwater Kent Model 10-B receiver; breadboard 1923-1924; has 5 201-A tubes. Battery hookup and schematic wanted. (John Boyd, 7434 15 Ave., New Westminster, B.C., Canada)


(Continued on page 101)

Don't be 1/2 set

BE ALL SET!

Enjoy All Channels 2 to 83 (FM, Too)

JFD LPV[®] LOG-PERIODIC TV/FM ANTENNA



Shown: Model LPV-115 (one of many JFD LPV models for local, suburban and fringe areas)

The JFD LPV Log Periodic Helps Your TV Get Sharp, Brilliant Pictures—COLOR & Black/White

$$\frac{L(n+1)}{L_n} = \tau$$



The LPV follows the new log periodic formula developed for space telemetry by the famous Antenna Research Laboratories of the University of Illinois. The LPV also features new capacitor-coupled dipoles that work electronically for full picture power on all 82 VHF & UHF channels. No other antenna employs this revolutionary new patented TV antenna design.

Own a new UHF/VHF 82-channel TV receiver? Converting your present TV for 82-channel performance? Don't be 1/2 set—be all set to receive all channels 2 to 83, in brilliant COLOR, and black and white plus FM stereo. Install the new TV antenna discovery, the JFD LPV Log Periodic and watch your picture come alive with crisp detail, rich contrast—not on some channels but all channels—near and far. The reason? All antenna elements (not just some as in other antennas) respond for maximum picture on every channel—because of the JFD LPV's space-age log periodic design. SEE YOUR LOCAL JFD LPV DEALER TODAY!

World's largest manufacturer of TV & FM antennas
JFD ELECTRONICS CORPORATION
1462A - 62 Street, Brooklyn, N. Y. 11219

CIRCLE NO. 18 ON READER SERVICE PAGE



NOW...GET THE FINEST STEREO TEST RECORD ever produced

for just...\$4.98

Featuring Tests Never Before Available
To The Hobbyist

Why We Make the Model 211 Available Now

Although there are many stereo test records on the market today, most critical checks on existing test records have to be made with expensive test equipment.

Realizing this, HiFi/STEREO REVIEW decided to produce a record that allows you to check your stereo rig, accurately and completely, just by listening! A record that would be precise enough for technicians to use in the laboratory—and versatile enough for you to use in your home.

The result: the HiFi/STEREO REVIEW Model 211 Stereo Test Record!

Stereo Checks That Can Be Made With the Model 211

- ✓ Frequency response — a direct check of eighteen sections of the frequency spectrum, from 20 to 20,000 cps.
- ✓ Pickup tracking — the most sensitive tests ever available to the amateur for checking cartridge, stylus, and tone arm.
- ✓ Hum and rumble — foolproof tests that help you evaluate the actual audible levels of rumble and hum in your system.
- ✓ Flutter—a test to check whether your turntable's flutter is low, moderate, or high.
- ✓ Channel balance — two white-noise signals that allow you to match your system's stereo channels for level and tonal characteristics.
- ✓ Separation—an ingenious means of checking the stereo separation at seven different parts of the musical spectrum—from mid-bass to high treble.

ALSO: ✓

- Stereo Spread
- Speaker Phasing
- Channel Identification

PLUS SUPER FIDELITY MUSIC!

The non-test side of this record consists of music recorded directly on the master disc, without going through the usual tape process. It's a superb demonstration of flawless recording technique. A demonstration that will amaze and entertain you and your friends.

UNIQUE FEATURES OF HiFi/STEREO REVIEW'S MODEL 211 STEREO TEST RECORD

- Warble tones to minimize the distorting effects of room acoustics when making frequency-response checks.
- White-noise signals to allow the stereo channels to be matched in level and in tonal characteristics.
- Four specially designed tests to check distortion in stereo cartridges.
- Open-air recording of moving snare drums to minimize reverberation when checking stereo spread.

All Tests Can Be Made By Ear

HiFi/STEREO REVIEW's Model 211 Stereo Test Record will give you immediate answers to all of the questions you have about your stereo system. It's the most complete test record of its kind—contains the widest range of check-points ever included on one test disc! And you need no expensive test equipment. All checks can be made by ear!

Note to professionals: The Model 211 can be used as a highly efficient design and measurement tool. Recorded levels, frequencies, etc. have been controlled to very close tolerances — affording accurate numerical evaluation when used with test instruments.

DON'T MISS OUT—ORDER NOW

The Model 211 Stereo Test Record is a disc that has set the new standard for stereo test recording. There is an overwhelming demand for this record and orders will be filled by POPULAR ELECTRONICS promptly upon receipt. At the low price of \$4.98, this is a value you won't want to miss. Make sure you fill in and mail the coupon together with your check (\$4.98 per record) today.

FILL IN AND MAIL TODAY!

Stereo Test Record
Popular Electronics—Dept. SD
One Park Ave., New York 16, N.Y.

Please send me _____ test records at \$4.98 each. My check (or money order) for \$ _____ is enclosed. I understand that you will pay the postage. (Orders from outside the U.S.A. add 50c to partially defray postage and handling costs.)

Name _____
(Please Print)

Address _____

City _____ Zone _____ State _____

Sorry—No charges or C.O.D. orders!

PE-95

The price tag went on last



KLH Model Seventeen

The quality went in first. The kind of quality you can hear. Quality in the Seventeen's smooth, flawless response. Quality that gives the Seventeen the lowest harmonic distortion in the bass of any speaker in its price range. KLH quality in a handsome new oiled walnut enclosure. In the ingenious grillecloth that can be changed in a snap.

And while the quality was going in, the waste was coming out. All the waste that inflates the cost of speakers. The waste of rejects and varying quality in stock components from outside suppliers. (KLH builds, tests, and rigidly controls the quality of every component that affects the musical performance of a speaker.) The waste of obsolete design and engineering. Of inefficient and outdated manufacturing techniques. Of gingerbread 'features' that add nothing to musical performance.

When we finally had a speaker that was all quality and no waste, we put the price tag on. And you won't find a trace of puff in the price.

This is the Model Seventeen. A speaker that brings a whole new level of sound quality — a new distinction to speakers costing under \$100.

But no description can tell you how the Seventeen sounds. You've got to hear it. Only then will you be able to understand what an unusual achievement the Seventeen is in high performance at low cost. See the Seventeen at your KLH dealer now. Listen to it. *Then* look at the price tag. We think you'll agree that nothing touches the Seventeen for honest sound at an honest price.

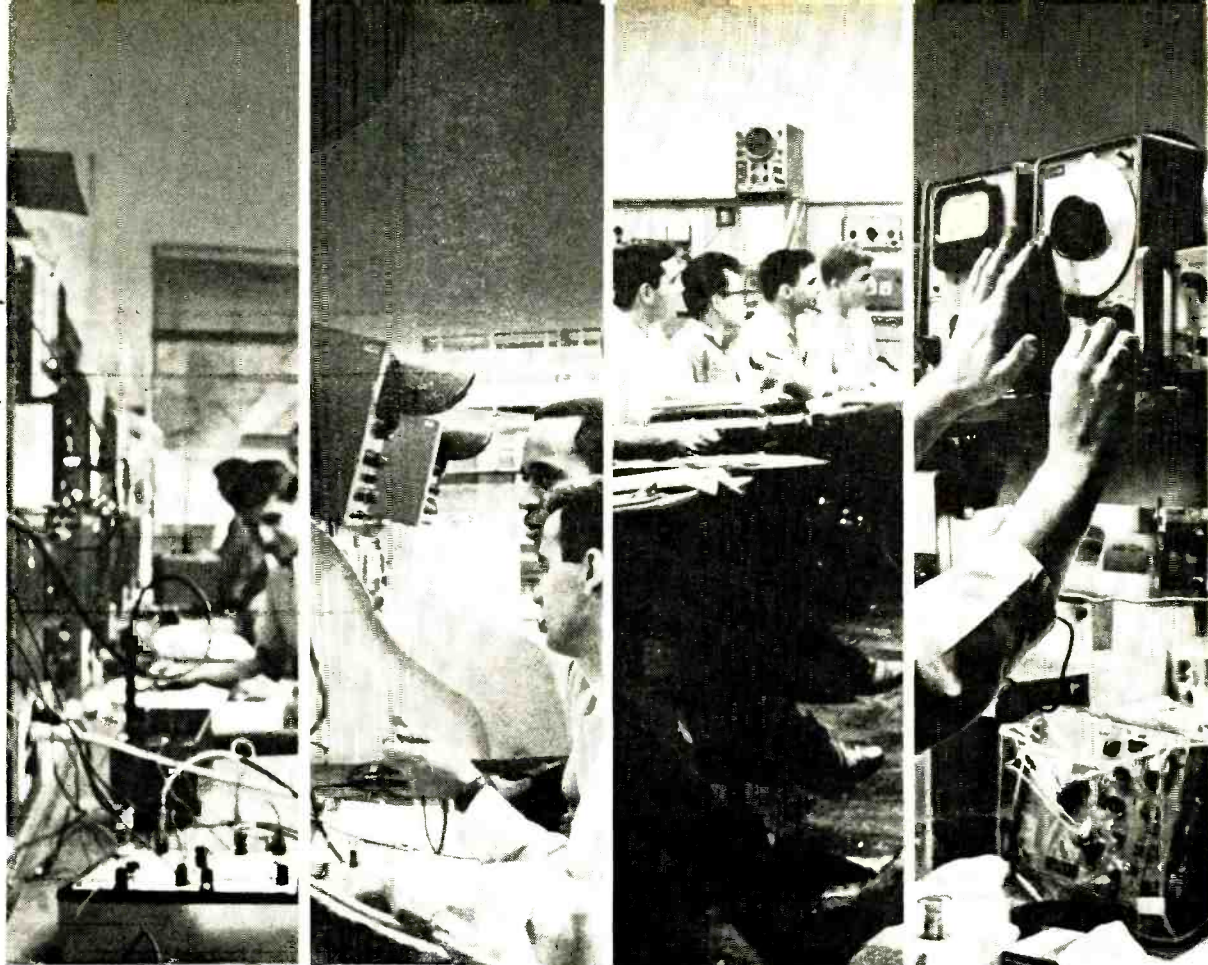
**Suggested retail for eastern U.S. Slightly higher in the West.*



CIRCLE NO. 21 ON READER SERVICE PAGE

KLH RESEARCH AND DEVELOPMENT CORPORATION
30 CROSS STREET, CAMBRIDGE 39, MASSACHUSETTS

POPULAR ELECTRONICS



PROJECT CHOOSE

You can activate one
of thousands
of career openings
if you have
the proper training

PART 1: RESIDENT SCHOOLS

(PART 2: CORRESPONDENCE SCHOOLS; FEB., 1966)

By **KEN GILMORE**

IN Whippany, New Jersey, Richard J. Ewalt carefully checks out a complex piece of computer test gear he helped design. The equipment will become part of the Nike-Zeus anti-missile system developed by Bell Laboratories, Ewalt's company.

In Edwards, California, Loren E. Hirman sets up a series of subcarrier oscillators in a telemetry system. The device is used to transmit data from planes being tested by Hirman's company, General Dynamics.

In Albuquerque, New Mexico, Harry F. Chaney shoves a batch of tubes on a special test board into an oven, checks their performance at different heat levels to see how they'll operate under extreme temperatures. He works for the Electron Tube and Semiconductor Devices Division of Sandia Corporation, a leading company in atomic energy development.



All three of these men—Ewalt, Hirman, and Chaney—are electronics technicians, vital members of today's electronics team. For men—and women—interested in electronics, it's a good team to join. The industry is advancing rapidly; new people are needed badly. Pay is good, working conditions usually top rate, and jobs are almost universally interesting.

But there's a catch. If you're untrained, don't bother to apply. A few decades ago, a bright young man could pick up enough know-how working around the local radio repair shop to qualify for a job chasing electrons. Or he could work in a plant and with a little study on the side eventually learn enough to get promoted to an electronics job. But no more. Today, you've got to know what you're doing. That means a good technical school education.

The first thing to decide is where you want to fit into the electronics picture. In general, today's technical school programs are designed on three different levels.

Engineering Technology. To become an engineering technician, you'll spend two to three years at one of the top technical institutes, a junior college, or a division of a regular four-year college that provides an engineering technology program. In most cases, you'll end up with an A. S. (Associate in Science), an A. S. E. E. (Associate in Science, Electrical Engineering), an A. A. S. (Associate in Applied Science), or some similar degree. The course will cover virtually the same areas in math, the sciences, and engineering that regular electronics engineers study. And as with engineers, you'll spend most of your time—60 to 80 percent of it—in class. Lab courses account for the other 20 to 40 percent.

Toward the end of your training, you'll have the opportunity to specialize. At New York's RCA Institutes, for example, you can become an expert in communications or computers. At Capitol Institute of Technology in Washington, D. C., you might choose communications engineering, nuclear instrumentation, or control systems as your field of concentration.

The engineering technician's program, while at college level, is designed for the man who wants to work with hardware. "It depends on what he wants to do after graduation," says Edward Norman, Capitol's Dean. "Does he want to hold down a desk and let paper be the prime result of his effort? Then he'd probably be happier as an engineer. But if he wants the more practical type of employment where he can actually get his hands on a few parts now and then, he'd probably like being an engineering technician better."

"There is heavy emphasis on math and physics in an engineering technology course," adds Mike Terzian, Dean of Administration at RCA Institutes. "Since it's a college level course, a student can get credit for most of the work he does if he should later decide to go to college for an engineering degree.

"Meanwhile, after a little over two years, the man who finishes our T-3 course [RCA's program at the engineering technology level] is ready to go to work. The majority of our graduates get jobs in research and development. A project engineer will design something—say a piece of data processing equipment which is supposed to meet certain specifications. Now it's up to the engineering technician to build the prototype from scratch. He punches out the chassis, lays out the circuit, builds it and tests it to see if it meets specifica-

"Just how far
you're able to get
depends on . . .
how hard you're
willing to work"

tions. If not, he may recommend modifications."

"Engineering technicians also do other types of jobs," says Richard Ungrodt, Dean of Engineering of the Milwaukee School of Engineering. "They might be part of a team that works out production techniques. And some of them work in sales and maintenance. You'll frequently find engineering technicians assigned to computers, for example. In the old days, you'd find an engineer doing this job, and sometimes you still do. But a lot of this work can be done by top-level engineering technicians. So they're really doing engineering level work."

Industrial Technology. "This program is designed for the fellow who wants to do service type work," says C. L. Foster, president of Central Technical Institute of Kansas City, Missouri. "He may maintain two-way radios in a fleet of trucks, or enter the broadcast field. Or he may work for the same company as the engineering technician, doing work on a less complex level."

"There's not so much math in his curriculum," says RCA's Terzian, "and there's more lab work. His training is aimed toward analysis and troubleshooting, rather than design. It's a good course for the guy who doesn't have college in the back of his mind, and there's a steady demand for people with this training."

A man preparing for an industrial technician's job may spend a year to a year and a half in school. He'll get a diploma or certificate when he finishes, but if he ever decides to go to college, he'll have to start at the beginning; his credits won't be transferable.

Service Technology. A service technician may work in a service shop, troubleshooting radio and TV sets and hi-fi gear. In industry, he might do routine

production testing or wiring on a production line. But because his skills aren't up to those of the engineering or industrial technician, he's not able to compete for jobs as well as his more highly trained colleagues.

"As the demands of industry have increased in the last ten or fifteen years," says Mike Terzian, "technicians have needed more training. The man with only a service technician's background isn't likely to be able to hold down more than a routine job. And demand isn't too strong; sometimes we have trouble placing them."

"The only place we offer a radio and television servicing course per se is in our night school," says J. J. Gershon, Dean of Chicago's DeVry Technical Institute. "We feel that competition being what it is, our graduates need more than just a background in radio and TV."

Of course, it's one way to get started in electronics. If you can't afford to take a longer course, you might become a service technician, then go on with further schooling on a part-time basis after you get a job. Generally, a service technician's training takes 6 to 12 months of full-time schooling, up to two-and-a-half years in night school.

Can I prepare for a technician's job through home study?

The answer to this controversial question depends on whom you ask. Generally, most schools agree that you can't reach the engineering technician's level or get an associate degree through the mail.

"There's no comparison between resident and home study training," says DeVry's Gershon. "Resident training is certainly more desirable. But if a man has a family or can't leave a certain area, then he has no choice. He can

profit from home study, even though he can't attain the same level that he could in resident school."

"Home study is more oriented toward radio-TV servicing and manufacturing—assembly line work—than residence schools," says Harry Rice, Dean of RCA Institutes home study division. "But home study graduates also get jobs as broadcast engineers and technicians in industry, and they open their own businesses."

A somewhat different view is taken by one official who asked that his name not be used. "I don't recommend correspondence training to any young man who is seriously interested in a career in electronics," he says flatly. "If he's lucky, he might get a job on a production line doing routine wiring or testing. But it would be very difficult for him to get a real technician's job."

Some schools take another view. "The main difference between residence and correspondence schools is that in residence school you learn the material in a much shorter time," says Norman of Capitol Institute. "And, of course, the lab work can't be the same." Capitol Radio, a home study school formerly

affiliated with Capitol Institute, requires that a home-study student be actively working in the electronics industry. Therefore, the reasoning goes, he doesn't need the same laboratory work as students fresh out of high school. But this is a unique requirement on the part of Capitol Radio.

Foster of Central Tech also claims advanced standing for his home-study curriculum. "Our home study program very closely approaches the engineering technician's program," he says. "We can't say it's absolutely equivalent, because we do not go into higher math and practical laboratory work is limited. But a home-study graduate is certainly prepared for a job at the industrial technician's level."

How's the job outlook?

If you're trained as an electronics technician, job finding won't be a problem. The Technical Institute Division of the American Society for Engineering Education estimates that some 16,000 engineering technicians are graduated each year. But the Bureau of Labor Statistics of the U. S. Department of Labor places the *demand* at about 80,000 a year. That

Training You'll Need For Various Jobs In Electronics

TRAINING LEVEL	JOBS QUALIFIED FOR*	DEGREE OR CERTIFICATE	LENGTH OF TRAINING	TRANSFER CREDIT TO COLLEGE
Service technician	Radio-TV service Communications trouble-shooting, maintenance Broadcast engineer Sound system trouble-shooter Assembly line wiring Routine production line testing	Certificate	6-12 months	No
Industrial technician	Field service technician Computer technician Junior R&D engineering technician Communications installation, maintenance Broadcast engineer Production line testing supervisor	Certificate	1-1½ years	No
Engineering technician	Field service technician Computer technician R&D Engineering technician Senior engineering technician Associate engineer	Certificate or Associate Degree	2-3 years	Yes (exact number of credits transferable depends on college)

*There may be some overlap, but in general each level of technician is fitted for a certain range of duties.

"The engineering technician's program . . . is designed for the man who wants to work with hardware."

means more than five jobs available for each man trained.

Milwaukee School of Engineering says it could easily place twice as many graduates if it had them. RCA reports that 90 percent of its industrial and engineering technicians have jobs lined up even before they graduate. The other ten percent aren't looking for jobs; they're foreign students returning home, young men going into the service, and so on. Other top schools report a similar situation.

By the way, the door is open for girls. "They can work in electronics as well as men," says Terzian. "And in most places they have no trouble getting a job."

How much can I make?

Starting salaries vary, of course, in different parts of the country, at different companies, and for technicians with varying amounts of training. Generally, though, an engineering technician might start in the vicinity of \$500 a month. Some, of course, don't make that much; others make more. An industrial technician might earn \$50 or \$75 less to start with; a service technician could average about \$325 a month.

There's almost no limit to how far you can advance, and most technical graduates tend to do well. DeVry made a survey recently of 43 graduates picked at random. They had graduated from two to fifteen years earlier. About 35% were in military service or just out, or were in the process of attending other schools, or just didn't answer. Of the remainder of these 43 graduates, two had become vice presidents of companies, three held the title of chief engineer, one was a principal engineer (assigned to handle projects other engineers couldn't), six were engineers, and one was working toward his master's degree. Other titles: one senior design engineer, one supervisory engineer, one district engineering sales manager, one international marketing manager, one field service administrator, four engineering assistants, two technical staff

assistants, and one senior technical writer.

Sometimes technical school graduates even reach top management positions. Cyril J. Statt, who graduated from Central Technical Institute in 1940, is now manager of manufacturing at General Electric's computer plant in Phoenix, Arizona. And Richard Wainwright, a 1954 graduate of Capitol Institute of Technology, is president of his own company, I-TEL, Inc., of Wheaton, Md, which designs and manufactures microwave filters. Just how far you're able to get depends on your ability, your training, and how hard you're willing to work.

What does it take to qualify for a technical school?

While schools vary somewhat in their admission requirements, most of them that will train you to be a high-level engineering technician accept only high school graduates with at least a C average. They usually also require one or two years of algebra, one of geometry, and one of physics or chemistry.


Requirements do vary, though. Milwaukee wants a background with four years of high school math through trigonometry; others have their own additional requirements. It's a good idea to check with schools you're interested in while you're still in high school, so your courses can be tailored to meet the requirements. If that's not practical, then get all the math and science you can. But don't neglect English, either. Most schools emphasize technical report writing.

Many schools give entrance examinations. If you're not up to the minimum level in any subject, you may be required to take remedial courses before you can enroll in the regular technician's program.

If you enter industrial or service technician's training, some or all of these requirements may be waived. Check with the schools you're considering for entrance requirements at the various levels.

Incidentally, most physical handicaps won't stop you in electronics. One that

"If you're trained . . .
finding a job
won't be a problem."



will keep you out of some jobs: color blindness. Many technicians must be able to read the color codes on resistors and other parts.

And don't think you have to be fresh out of high school to qualify. Many schools have older students who worked for a while before deciding what to do. RCA had one graduate in 1960 who had been a locomotive engineer for 20 years when he quit his job to become a technician. He has recently been promoted by his company to the job of master technician, and was invited this year to read a technical paper describing some of his work at a conference of military electronics experts.

How much will it cost?

Generally, tuition for an engineering technology course, lasting two to three years, will cost anywhere from a little under \$2000 to almost \$3000. You can pay as you go along, by the week (\$20-\$25) or by the month or semester. Two-year courses, naturally, tend to cost less than three-year programs.

Living expenses vary considerably, depending on the city. RCA Institutes, for example, estimates that it costs students \$30 to \$50 a week to live in New York. Central in Kansas City, on the other hand, says that students get along for \$25 a week. All schools will help you find a place to room and board; some have school dormitories.

Incidentally, the tuition at a given school is generally the same, no matter what level training you're taking. The difference comes in length; you'll spend six months in some of the simpler service technician's courses, three years in the more rigorous engineering technology programs.

If the total cost of going to school and living in a city away from home is too much for your budget, you might be able



to work part time. "At least 75 percent of our full-time students work," says Foster of Central.

"If a student wants to work," adds Gershon of DeVry, "we'll help him find a part-time job. A student who works can usually earn enough to pay for either his tuition or his living expenses, but not both. On a normal day, he'll spend two hours in lab, four hours in class, and have two or three hours of homework. That's eight or nine hours on weekdays, and then we load him up with homework for the weekend. So anyone who wants to work in addition to this heavy load is going to be a busy fellow."

Terzian of RCA agrees. "It's very difficult to work and complete the T-3 program. But some students do it."

Ungrodt of Milwaukee is more pessimistic. "It's really practical only if a student is willing to take more than two years to get through a two-year course. If a student works half time—20 hours a week—and is a very good student, he might be able to carry a 14-credit load instead of the usual 18-20 quarter hour credits. But he shouldn't plan to do it on a regular basis."

If you do have to work, though, most schools have facilities for helping you find a part-time job that will interfere least with your studies.

How about holding down costs by starting your training through the mail, then finishing up in residence? You'll have to check with the individual school here. Central has a regular program designed to let you learn as much as possible at home, some others will work out such a schedule on an individual basis, others discourage it. But if the school you want to attend does offer such a plan, you can cut down the total cost of your technician's training by taking advantage of it.

How do I choose a technical school?

It isn't easy. There are hundreds of schools across the country that teach electronics; some are excellent, others barely passable. And it's not always easy to tell which is which.

If you must stay at home, and if your town has only one school, then you have no problem. You'll take whatever is available, and hope it's a good school. But if you can pick and choose, here are some guidelines.

First, if you're still in high school, go to the guidance department. Chances are they'll have detailed information about many schools both in your neighborhood and farther away. Second, if you're going to take an engineering technology course, find out whether the curriculum at the school you're considering is accredited, either nationally or regionally. Ask local educators—school or college officials—about regional accreditation. For national listings, see the *Where To Write For More Information* section of this article. Lack of accreditation doesn't necessarily mean it's not a good school, but you'll want to check more carefully if the school isn't an accredited one.

Third, write the schools you're considering and ask for their catalogs. Compare the courses listed. You'll find that some schools offer a far broader program and courses on a much higher level—calculus, digital circuits, microwaves, telemetering and servomechanisms, for example—than others. Even among accredited schools, some obviously give far more than others. Incidentally, you'll generally find that those with broader courses take longer—and, of course, cost more. Finally, check the faculty listing. Faculty members of top-rated schools have impressive qualifications, both in academic degrees and experience.

"The man who finishes . . . is ready to go to work."



WHERE TO WRITE FOR MORE INFORMATION

National Directory of Schools and Vocations. Miller & Brown, State School Publications, N. Springfield, Pa. One of the most complete lists of technical schools.

List of Accredited Curricula Leading to First Degrees in Engineering Technology in the United States. Engineers' Council for Professional Development, 345 E. 47 St., New York, N.Y. 10017. 25 cents.

Characteristics of Excellence in Engineering Technology Education. Professor W. Leighton Collins, Executive Secretary, American Society for Engineering Education, University of Illinois, Urbana, Ill. 61801. 25 cents.

The Engineering Technician. Secretary, American Society for Engineering Education, University of Illinois, Urbana, Ill. 25 cents.

Your Opportunities in Industry As a Technician. National Association of Manufacturers, 2 E. 48 St., New York 17, N.Y. Free.

How To Choose Your Technical Institute, by Hartung. Bellman Publishing Co., Cambridge 38, Mass. \$1.00.

The following can be ordered from National Council of Technical Schools, 1507 M St., N.W., Washington 5, D.C.:

Directory of Approved Technical Institute Courses. Free.

Admission Requirements for Approved Technical Institute Programs of Higher Education. A review of the high school background best suited for success in technical institute programs. 5 cents.

Code of Minimum Standards. This code sets forth the requirements of the NCTS for approval of Technical Institutes. 3 cents.

The Electronic Technician. Electronics has become a major field of employment with electronic technicians in great demand. This monograph details the work of these technicians and the industry which employs them. 5 cents.

The Engineering Technician: His Education, Entrance Into Industry, and Place on the Engineering Team. A set of charts placing the technical institute program and the engineering technician in proper relations. 5 cents.

The Technician and the Engineer. Reprint of an address by Dean C. J. Freund, University of Detroit. 3 cents.

The Technical Institute: Its Relation to Engineering Education and Trade Training. Reprint of an address by the late Dean C. W. Beese of Purdue University. 9 cents.

Have I got what it takes for technical training?

Experienced teachers and administrators at the best technical institutes can tell almost at once whether an enrolling student is going to complete his technological training successfully. Certain characteristics show up in almost every successful student. Here are the signs some leaders in the industry look for:

Norman of Capitol Institute of Technology: "Good math background or aptitude. Inclination toward practical work. And a great deal of motivation."

R. E. Baird of the Oregon Technical Institute: "While in school, he will work. If he doesn't understand, he will let you know in no uncertain terms, and will hound you until he does understand. He really wants to learn."

Terzian of RCA Institutes: "First, a sincere interest in the field. Second, self discipline; the ability to sit down and do the assignments, prepare the reports, do the homework. He doesn't have to be exceptionally brilliant, but it helps if he enjoys math and physics and is good at them."

Gershon of DeVry Technical Institute: "Perseverance and desire are more important than high academic ability. I'd rather give the poorer student who wants to work a lot of help to bring him up to the proper level than have the gifted one who won't work or just isn't interested."

Foster of Central Technical Institute: "We look for a man who is primarily interested in technical rather than research type employment. He'll have to like to work with his hands."

Ungrodt of Milwaukee School of Engineering: "Ability to work and interest in the subject matter. He should be a good math and science student. But the ability to work is the most important thing. A man who wants to get something can really work. And he has something when he's through."

What he has, of course, is the key to a career in electronics. Do you have the qualifications? If so, pick out a good school and prepare yourself for a lifetime of employment in one of the most exciting fields on earth.

-30-

Where there's smoke,
there's fire;
where there's fire,
it may be too late;
this detector
"sees" the smoke
and warns you



BUILD A SMOKE ALARM FOR YOUR HOME

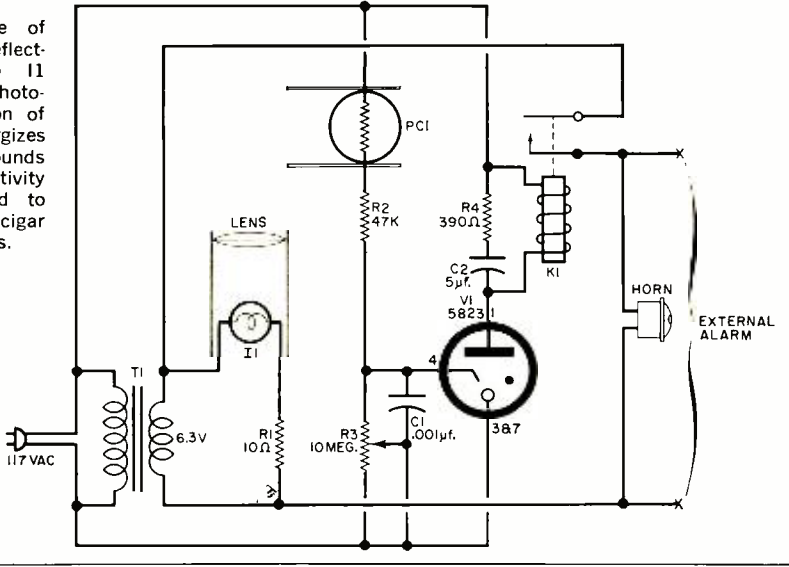
By H. ST. LAURENT

SMOKE can cause as much as, or more, loss of life and property damage than fire. In many instances, smoke is present long before a fire is actually detected. Homes and business establishments are often equipped with either simple or elaborate fire alarms, but relatively few

of them have any provision for smoke detection. Early warning of the presence of smoke can give you enough time to either put out a fire and minimize damage, or—escape.

Fortunately, most smoke is lighter than air, and rises. It will accumulate

In the presence of smoke, light reflected from lamp I1 reaches the photocell (PC1). Action of PC1 fires V1, energizes the relay, and sounds the alarm. Sensitivity can be adjusted to allow for heavy cigar and pipe smokers.

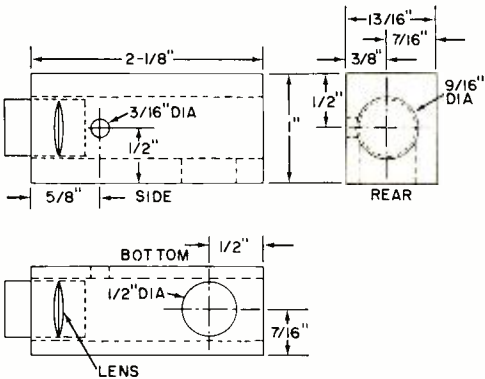


on the ceiling and build down. A room almost filled with smoke may have an area close to the floor that will allow a safe crawl space for escape. By the same token, if a smoke alarm were located near the ceiling, it would sound an alert long before a dangerous concentration of smoke accumulated. Here's a smoke detector you can construct complete with a built-in alarm for about \$10.00.

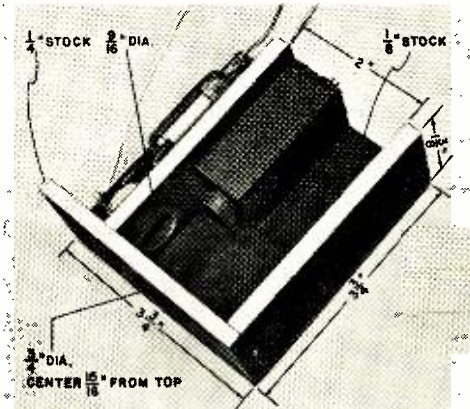
How It Works. A light source consisting of a lamp, lens, and shield aims a narrow beam of light about 1 inch in front of, and at a right angle to, the "line-of-

sight" of a cadmium sulphide photocell. The cell is recessed in a lighttight cylinder and does not "see" enough of the light to trigger the alarm under normal conditions.

When smoke enters the chamber, it interferes with the light beam and causes the light to be reflected in many directions. Some of these reflections strike the photocell. Under the influence of light, the resistance of the photocell decreases and causes a higher voltage to appear across R3 and on the starter electrode (pin 4 of V1). When the starter



Light-source barrel is made from a block of wood. Size of lens opening can be varied to accommodate your lens. Use a cardboard tube as an extension.



Photocell is mounted at right angles to the sharply focused light. Paint inside of the wooden smoke chamber flat black to minimize light reflections.


electrode voltage reaches the firing point (approximately 50 volts), the tube conducts, energizes the relay, and activates the alarm. The alarm will shut off when the smoke has cleared the chamber in the smoke detector.

Potentiometer *R3* serves as a sensitivity control and is usually adjusted to require a fairly large volume of smoke to trip the alarm in order to prevent a false alarm, which could be caused by a number of people smoking in a confined area. Transformer *T1* provides 6.3 volts to the lamp (*I1*) and to the horn; *R1* is a current limiter, and tends to protect and increase the life of *I1*; *R2* serves as a makeup resistor and prevents the resistance divider network across the 117-volt line from drawing too much current in the event that *R3* is inadvertently adjusted too close to minimum resistance; capacitors *C1*, *C2* and resistor *R4* are

the lens block to allow the lens and photocell to fit properly. The distance between the lens and the lamp will vary in accordance with the focal length of the lens, and should be adjusted to give the sharpest beam of light possible.

Attach the lamp socket to the lens block with a small $\frac{1}{4}$ " wood screw. A green or red plastic window can be placed over the front opening of the lens block to cut down some of the glare from the lamp. This light from the front opening only serves as a pilot to let you know that the lamp and power are on. Cover the smoke chamber and other internal surfaces with a flat black paint to minimize stray reflections.

The cabinet is made of standard $2\frac{1}{2}$ " x $\frac{3}{8}$ " pine panel stock. A slot cut about $\frac{1}{8}$ " from the edge of the panel stock, and about $\frac{1}{16}$ " deep holds a metal grille in place when the sides are assembled,



Remove unused tube pins and use a drop of cement to hold the tube in place. Lamp *I1* is inside the barrel. A cardboard tube holds the photocell (*PC1*).

uncritical circuit stabilizing components.

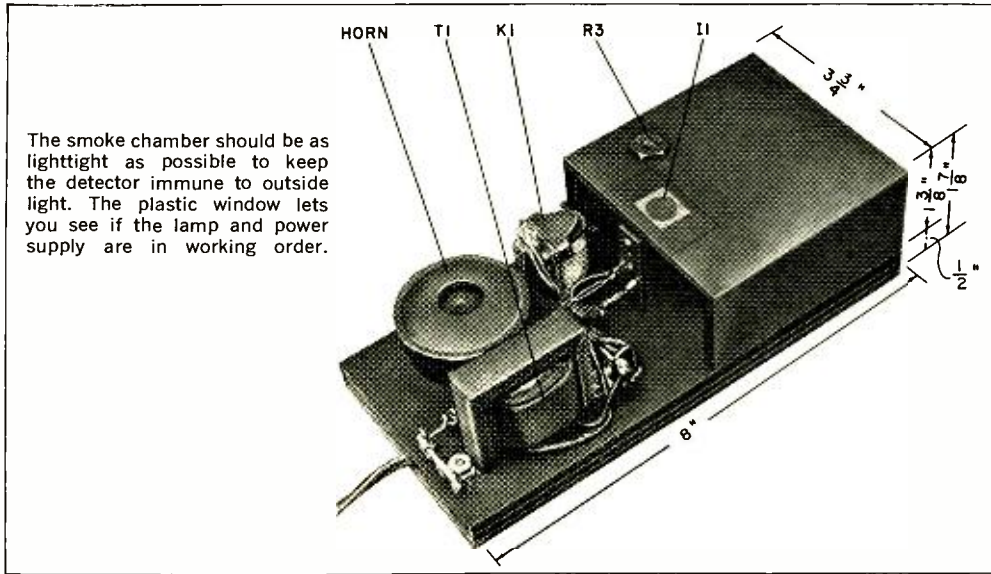
Construction. The smoke chamber is made of wood stock lattice strips or other suitable $\frac{1}{4}$ " x $1\frac{3}{4}$ " lumber and $\frac{1}{8}$ " Masonite or other tempered board. The lens and photocell holders are made of a heavy manila paper and glued in place. If necessary, you can modify the diameter of the holders and the openings in

PARTS LIST

- C1*—0.001- μ f. ceramic capacitor
- C2*—4- or 5- μ f., 50-volt electrolytic capacitor
- I1*—Pilot lamp (GE 12 or equivalent)
- K1*—3500-ohm, s.p.s.t., N.O., miniature relay (Guardian E-3772 or equivalent)
- PC1*—Cadmium sulphide cell (Clairex CI-504 or equivalent)
- R1*—10-ohm, $\frac{1}{2}$ -watt resistor
- R2*—47,000-ohm, $\frac{1}{2}$ -watt resistor
- R3*—10-megohm potentiometer, linear taper
- R4*—390-ohm, $\frac{1}{2}$ -watt resistor
- T1*—117-volt to 6.3-volt, 1-ampere filament transformer
- V1*—5823 glow tube
- H*—Horn (imported type used on bicycles)
- L*—14-mm. x 34-mm. focal-length lens (any double convex lens that fits is suitable)
- S*—Lamp socket (Dialco 19-07 or equivalent)
- Misc.—Tube pin sockets (3) removed from miniature socket, wood, 4" x 8" metal grid, quick-setting glue, wood screws, etc.

The electronic components, including a completed lens and photocell assembly (unwired), are available for \$10.75 postpaid in USA from Lectromek Co., 166 Wendell Rd., Warwick, Rhode Island 02888

and dresses up the appearance of the cabinet. An alternate method is to rabbet the top edge of the four sides so that the grille can be set flush, then topped off with $\frac{1}{2}$ " half-round molding. All cabinet and smoke chamber parts are glued in place, with the exception of the back cover which has a $\frac{3}{8}$ " hole near the top, center, to accommodate a hook



or other wall hanger for holding the finished smoke alarm. Complete all wiring and mounting of parts before you screw down the back cover.

When the back cover is secured, slip the unit into the cabinet. It should fit snugly. Two 6 x 3/4" half-round head wood screws on each side of the cabinet will hold the alarm in the cabinet.


Installation and Adjustment. Installation is simple—you just hang the unit in an upright position, as high as you can on a wall of the area to be protected, and plug the line cord into the nearest 117-volt a.c. outlet. Be sure smoke chamber inside cabinet is pointing up.

Before adjusting the unit, set the

sensitivity control in the minimum position (counterclockwise) to keep the alarm off, and allow about five minutes of warm-up time for the detector to stabilize itself. Then all you have to do is rotate the sensitivity control until the alarm sounds, and back off slowly until the alarm stops. That's all there is to it. You can check this setting by blowing some smoke through the lower half of the metal grid and waiting for the smoke to reach the chamber: if all is well, the alarm will go on.

Sometimes line voltage variations will modify the sensitivity characteristic after you have set the sensitivity control. So, from time to time, blow some smoke into the unit to see that it is working. If the unit tends to "false alarm" because of a normally smoky room condition, or because of upward line voltage variations, desensitize the detector a bit by a slight counterclockwise adjustment of the control.

Another way to adjust the detector is to use a Variac and step up the line voltage to 125 volts, then slowly rotate the control until the alarm just sounds off. With the control in this position, the alarm should function properly over a line voltage range of 105 to 120 volts. If, for some reason, line voltages in excess of 125 volts are regularly encountered, the Variac voltage should be adjusted accordingly.



Completed unit is mounted vertically, as close to the ceiling as possible. Rising smoke enters smoke chamber through metal grille to set off the alarm.

Answers Please: Heath- kit Elec- tronic Organ

The 5 Most frequently asked **Q**uestions about the \$800 Heathkit GD-983

IN THE PAST few years, the Heath Company has introduced several kits that have fired the imagination of kit builders. Color TV, photographic equipment, ham, and CB gear are all now prominent members of the Heathkit family. Last spring when Heath announced its deluxe all-transistor electronic organ—the Model GD-983, selling for \$799 including bench—a new era of kit construction was started. Unlike most kit items, where the builder is the sole user, the electronic organ is a family project—built mostly by the husband and/or son, but used mostly by the wife and/or daughter.

The Model GD-983 represents a large investment for many families, and your

Editors have seen the same five questions concerning this organ appear and reappear time after time. Here are our answers—based on actual experience.


Is a kit worthwhile?

The only way to answer this question accurately is to get out and shop around for an electronic organ. The first thing you'll discover is that the Heathkit GD-983 is functionally a carbon copy of the Thomas "Coronado." You'll then find that the wired Thomas organ sells for \$400-plus more than the GD-983.


Some of the other organ manufacturers will have organs in the same price category. Compare—preferably with the assistance of someone that knows organ



The pedal keyer circuit board can be wired in about one hour. This is one of the various circuits that are easy to wire because of the printed circuit board. The cabling leads connect to the 13 pedals of the bass manual.




These heavy-duty springs are in the 13-note pedal bass manual. Builder assembles the contacts which are connected via a preassembled cable harness to the pedal keyer circuit board.



The cheekblocks (percussion shown at right) are individually wired by builder and can then be set aside until positioned in the organ body.

Two cheekblock and tab assemblies appear at the left of the keyboards. The bottom switches control the voices of the pedals and the upper switches all of the swell complex voices—the major ingredient in setting the “tone” or character of the organ sound.



voicing—what you would be getting, dollar for dollar. There is very definite and discernible value in the Heathkit organ. A few hours spent shopping around will satisfy any qualms you might have.

By the way, look out for hybrid organs combining tubes and transistors. Such organs need warm-up time to get started and more frequent retuning. The GD-983 can be tuned by the most tone-deaf builder. Its transistor circuit draws little power and is “instant on.”

Who can safely build an organ this complicated?

Almost anyone. The tens of thousands of dollars that the Heath Company spent in converting the Thomas organ into a kit are evidence of Heath's faith in this project. Much of that money went into the assembly manual with its hundreds of pages and foldout diagrams.


There is nothing unusual, awkward, or even very difficult about building this

organ. Let's not kid one another that the organ is not complicated—for it is—but the complexity is in the multiple circuits used to generate and route the musical tones. Just don't expect to wire the GD-983 up the first night.

What about assembly time?

Just how rapidly you can assemble the GD-983 will depend on your work habits. Since a sizable percentage of organ construction is mechanical—as opposed to component installation and wiring—you'll need a combination of semi-skills. However, since Heath supplies several of the more important tools with the GD-983, and since the diagrams are so carefully prepared, the mechanical assembly is not troublesome.



You can cut down the assembly time by asking your son, daughter, or wife to work along with you, building the keyboards, soldering the swell keyer cable harness, setting switching contacts, etc.



Power amplifier for the organ is mounted alongside the expression pedal (volume control). A circuit board is used here to hold amplifier drivers and vibrato oscillator. The amplifier is rated at 37 watts output of music power.

Looking inside the organ with the top holding the music stand raised and latched into position, the builder gets the view at left, below. The "complexity" shown here is not as difficult to assemble as it might seem.

Eleven tone generators must be assembled by the builder. The twelfth generator is supplied by the manufacturer pretuned to C. Each generator consists of seven transistors, three P-E-C dividers, and tunable transformer. The builder tunes up the organ by "beating" the output of one generator against the harmonic of another generator.



A reasonably adept kit builder who will follow instructions to the letter can be ready to start tuning the organ in 73-75 hours, although there would certainly be no shame involved in taking another 9-10 hours to reach the same point. An ultra-fast kit builder *might* have everything done in 65 hours, but that's pushing it.

Do I observe any special precautions?

Liberal use of printed circuit boards makes major inroads toward the elimination of wiring errors in the GD-983. To be on the safe side, the use of heat sinks when soldering every transistor or diode in place is highly recommended. You *can* use pliers, but spring-loaded miniature heat sinks are cheap and available at every radio parts store. Soldering connections to the printed circuit boards must be done carefully to insure the absence of cold joints.

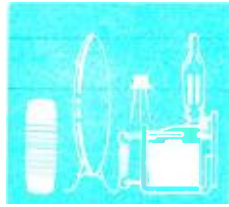
Take your time when soldering the

swell keyer cable harness—it'll pay off in the elimination of servicing problems. Actually, though, the kit is so foolproof that observing only minimum precautions in assembly will put the organ into operation the first time it's plugged in.

How does it sound?

In one simple word—great! The GD-983 is a versatile organ with 17 basic voices, sustain, reverb, treble accent, vibrato, tremolo, Celeste, Leslie, etc. Other voices may be generated by combining those already available. In tone quality, the GD-983 is comparable to wired organs selling for twice the kit price.

The finished appearance of the GD-983 belies the fact that it is a kit, and most listeners will refuse to believe that you assembled it with your own little pinkies. And well they might—the sound is room-filling with a richness that will be a joy to any family for years to come. —50—



PARTS PROFILES

By DON LANCASTER

COMPONENTS OF THE MONTH

POPULAR ELECTRONICS presents a new, exclusive "Parts Profiles" feature to provide you with exciting information about new—and not so new—electronic components and devices that are inexpensive, interesting, unusual, and useful. More space-age products are now available to individual and commercial users. Also, commercial items formerly available only in quantity lots for industrial buyers may now be available in individual units from the manufacturer or from your parts distributor.

These products will usually enable you to build more interesting projects at less cost, in less time, and with improved performance. Because of the possible uniqueness, or newness, of the "Components Of The Month," some difficulty may be experienced in obtaining some of these items. However, all items covered in "Parts Profiles" will be available nationally from at least one reliable source of supply. The manufacturers of these products will either sell them to you directly, or make them available through their distributors. In most cases, your best bet will be to try the distributor first.

New prices break and new sources of supply appear so fast that it is virtually impossible to keep up with them, but your distributor should be able to keep you informed. Give him a chance to tell you about them. The next time you see him, ask him, "what's new?" If he answers "nothing," hand him a copy of POPULAR ELECTRONICS. Chance are that you will broaden some horizons.

Free data sheets, catalogs, and other descriptive literature are usually available. Ask for them, and take advantage of this material.

FULL-WAVE BRIDGE RECTIFIER MODULE

A fistful of power that can easily satisfy most experimenters' requirements up to 10 amperes, without a heat sink, is contained in a fully insulated case only $2\frac{1}{2}$ " long. The full-wave bridge rectifier assembly incorporates four silicon rectifiers which can take up to 125-volt, a.c. input, and can withstand an astonishing instantaneous short circuit on the order of 150 amperes—considerably more than the house mains can supply, particularly if they are properly fused. Because of this fact, the bridge assembly is almost, but not quite, impossible to burn out.

The assembly can be mounted—without a socket or other fittings—directly on a chassis or printed circuit board with two #6 machine screws. Another possibility is to cut the lugs off flush with the top of the terminals and mount the assembly on a printed circuit board. The terminals can then be soldered to adjacent printed conductors. Keep in mind that a 10-ampere current requires at least a $\frac{1}{8}$ "-wide con-

ductor of 2-oz. (weight-per-square foot) copper. Use heavier gauge or wider strip if possible.

If you use a capacitor-input filter circuit following the rectifier assembly, it's a good idea to insert a low-ohmage resistor in series with the filter to keep surge current down to a safe level. With a capacitor-input



filter the d.c. output of the bridge will be about $1\frac{1}{2}$ (actually 1.414) times the r.m.s. input voltage. Thus, a 117-volt a.c. input will give you about 165 volts of d.c. at the output. This is important to remember, particularly in d.c. filament supplies. Five volts from a transformer can give you more than 6.3 volts of d.c. output if the circuit is lightly loaded.

(\$4.85 from distributors. Data sheet DS 6022. Motorola Semiconductor Products Inc., Box 955, Phoenix, Ariz. 85001)

MITE-T-BREAKERS

Tiny, foolproof, automatic, self-resetting circuit breakers that cost less than fuse and fuse-holder assemblies, and look like over-size neon lamps, can carry up to four amperes of current—depending upon the model. Each model has a bimetallic element hermetically sealed in an inert atmosphere. Action is independent of ambient temperature.

Although the "Mite-T-Breakers" are intended for 117-volt a.c. operation, they are strictly current-dependent devices, and work equally well on low-battery voltages, or any a.c. or d.c. source up to about 200 peak volts. Current through a breaker in excess of its rating heats up and expands the bimetallic element enough to open the contact and break the circuit. It opens on a 100 percent overload. (A two-ampere unit breaks at four amperes, etc.) The breaker will continue to try to make contact every few seconds or so after opening, and will continue to cycle until the load fault is cleared.

When the load current returns to normal, the breaker stays closed, for normal operation.

These breakers are ideal circuit protectors for electric motors, motor controls, power tools, light dimmers, etc. Because of their cyclic action, they can be used as high-power flashers. A 400-watt flasher can be built for less than a dollar. A breaker's life is rather short in this type of operation, but by adjusting the load to slightly more than a 100 percent overload, a time cycle of one second on and a few seconds


off can be realized, making the breaker quite suitable for temporary displays or exhibits. The short life, in this instance, is more than offset by the very low cost for the high current-handling capability.

(MB-315, 316, 317, and 318, 1, 2, 3, and 4 amperes respectively, 25 cents each from Sylvania distributors. Other models, which light up when there is a circuit fault, are 36 cents each.)

150-WATT POWER TRANSISTOR FOR \$1.32

A germanium power transistor (TIX-3027) with a 150-watt, 40-volt rating good to beyond 100 kilocycles can serve almost as a universal high-power solid-state device for hi-fi amplifier output stages, power inverters, d.c.-to-d.c. converters, power supply regulators, audio oscillators, etc.

This transistor has a very interesting combination of ratings that makes it ideal for experimental projects. With a heat sink, it will dissipate up to 150 watts of power;



without any heat sink whatever, it could run at a 2-watt continuous power level.

A pair of these transistors can be used to make a hi-fi output stage with excellent frequency response and a substantial power rating. A typical class B amplifier may have an audio output of 20 watts, 20-cycle to 20-kc. frequency response, and a power gain of 18 db. You would need less than a third of a watt of drive power to obtain full output.

The d.c. current gain is a guaranteed minimum of 70 at low current levels, and can go as high as 250. The 40-volt rating isn't bad, but if you need a higher voltage capability, 100- and 120-volt models are available at a slightly higher price. At high power levels you'll have to watch the heat-sinking just as you would with any germanium power unit. An insulated mounting kit is provided with each transistor. Combine this with some silicone grease and you will be able to run the transistor at full power.

Or, if switching type circuits are more your cup of tea, a power unit can be made to convert a 12-volt battery source into a 117-volt a.c. supply operating at a nominal frequency of 60 cycles. The a.c. output is



usually clean and stable enough to run a phonograph or portable radio, as well as shavers, trouble lights, soldering irons, etc. The transistors can switch an output load of up to several hundred watts. Efficiency is on the order of 75 percent, and can be increased substantially by using a special (fairly expensive) toroidal "square loop" transformer.

If a power transistor is needed just to absorb power, as in d.c. power supply regulators and motor controls, these transistors are well suited to this type of service because of their high-power capability. Handbooks containing circuit design and applications of power transistors can provide you with the necessary data and parts lists to enable you to build your own devices.

(Model TIX-3027, \$1.32 from distributors. Data sheet DL-s 645053. Texas Instruments Inc., Semiconductor Components Div., Dallas 22, Texas)

ULTRASONIC SPEAKER/MICROPHONE

Here's an interesting component for the advanced experimenter. This low-cost 40-kc. transducer is generally used in TV remote controls and burglar alarms, but its small size and good sensitivity make it extremely useful for a wide variety of experimental circuits.

There are a number of circuits that can be built up using one or a pair of these transducers. In a remote control circuit, the transducer acts as a microphone, and picks up any 40-kc. "sound" in its vicinity. This "sound" is amplified, detected, and used to operate a relay. A small aluminum rod of proper dimensions is often used as a tuning fork type of transmitter to create the "sound."

It is possible to have several separate control circuits without adding transducers. For example, four aluminum rods, resonant at 38, 39, 40, and 41 kc.; four filters, each tuned to a different rod; and four relays, each connected to a different filter, can be



combined to make up a typical remote control for TV or other multi-function application.

You can make a combination burglar and fire alarm employing the Doppler effect with two transducers; one to act as a 40-kc. oscillator, and the other as a 40-kc. receiver. The received signal is amplified and mixed with the transmitted signal. The difference frequency (which will be zero if there is nothing moving, or will be some low audio frequency if anything is moving within the range of the alarm) is amplified, detected, and used to trip an alarm relay. Because there is considerable movement of hot gases before and during a fire, these heat currents can trip the alarm as effectively as an intruder. Commercial variations of this circuit are so sensitive that small animals can be detected. Anything bigger than about 5 inches square, and moving, no matter how slow, can trip the alarm.

An ultrasonic walkie-talkie for license-free communications can be made by amplitude-modulating a 40-kc. oscillator with a microphone, and feeding the resultant signal to the transducer which emits the energy into the air. Another transducer in another walkie-talkie acting as a receiver, up to several hundred feet away, picks up the 40-kc. energy, amplifies, detects, and then energizes a speaker or set of headphones. Parabolic reflectors can be added to the transducers to direct the ultrasonic energy for use outdoors, or to increase distances between sender and receiver.


Other applications may suggest themselves, but here are a few more you can contemplate. Any object coming between the transmitter and the receiver interferes with the signal path . . . this gives you a proximity detector, or a counter. If you pulse the transceiver and measure the time it takes the signal to bounce back . . . you have a near-distance radar that can be used as a navigation aid for the blind, a distance measuring device, an outdoor area intrusion alarm, or an automotive safety gadget to alert you to tailgaters. How about a garage door opener? There would be one hitch . . . you might have to devise a coding system to prevent someone from just jingling keys to open the door. While you are thinking of more applications, keep in mind that the transducer is a crystal, and can be used as a 40-kc. crystal oscillator.

(Model TR7, \$5.00. Data sheet 771. Massa Division of Cohu Electronics, 5 Fottler Rd., Hingham, Mass.)


"POP" RIVETS

Low-cost, shakeproof, easily set rivet-type fasteners (about 2 cents each) replace #6
(Continued on page 103)

TRANSFORMERLESS MULTI-IMPEDANCE TEST SPEAKER

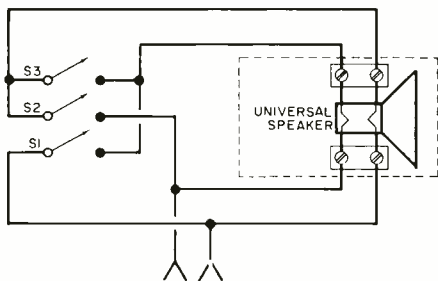


Install the speaker in any suitable enclosure, or wall-mount it behind a baffle. Simply flip the appropriate switches to obtain desired impedance.



The input jacks on either side of S2 can be eliminated by connecting the test leads directly. Before mounting, check voice coil phase and wiring details.

MOST universal test speaker assemblies make use of a conventional speaker and a multi-tapped output transformer to provide a range of different



The two 20-ohm voice coils are tied together: in series by S3 to effectively obtain 40 ohms impedance; and in parallel by S1 and S2 for 10 ohms. Either S1 or S2 alone provides a 20-ohm speaker load.

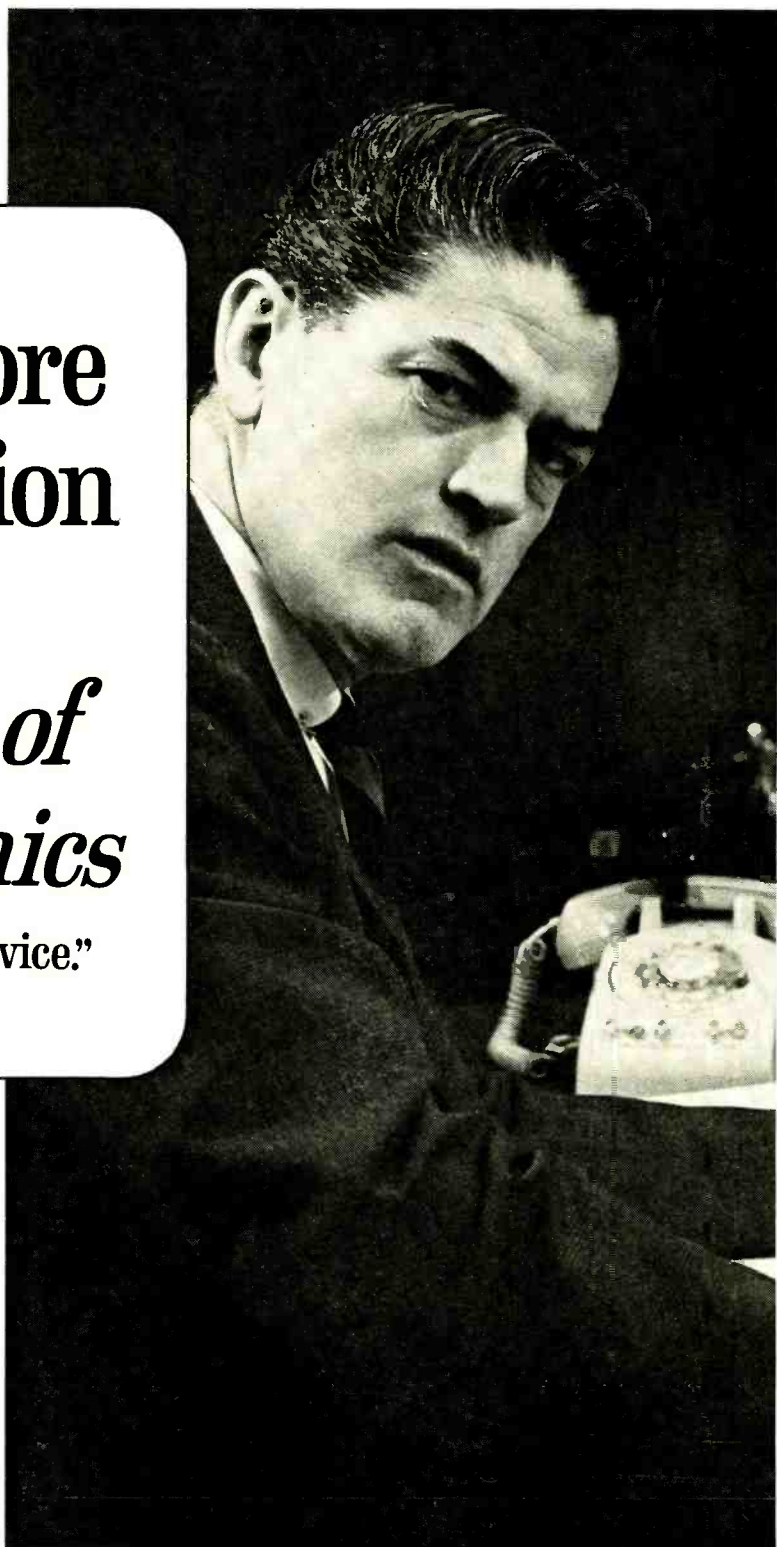
output impedances. Here's a dual-voice-coil speaker that can be connected as shown to provide output impedances of 10, 20, or 40 ohms. The speaker, an Oaktron multi-impedance model or its equivalent, and switches and jacks can be mounted on a piece of Masonite.

The test speaker is easy to operate: simply switch on S3 for 40-ohm operation, S1 or S2 for 20-ohm operation, or S1 and S2 for 10-ohm operation. Avoid flipping S3 with S1 or S2 on as it will short the output. Switches not actually being used should be in the off position. Should you experience low speaker volume in the 10-ohm position, try reversing speaker leads 1 and 2 to correct for a possible out-of-phase voice-coil condition.

—Homer L. Davidson

**“Get more
education
or
*get out of
electronics***

...that’s my advice.”





Ask any man who really knows the electronics industry.

Opportunities are few for men without advanced technical education. If you stay on that level, you'll never make much money. And you'll be among the first to go in a layoff.

But, if you supplement your experience with more education in electronics, you can become a specialist. You'll enjoy good income and excellent security. You won't have to worry about automation or advances in technology putting you out of a job.

How can you get the additional education you must have to protect your future—and the future of those who depend on you? Going back to school isn't easy for a man with a job and family obligations.


CREI Home Study Programs offer you a practical way to get more education without going back to school. You study at home, at your own pace, on your own schedule. And you study with the assurance that what you learn can be applied on the job immediately to make you worth more money to your employer.

You're eligible for a CREI Program if you work in electronics and have a high school education. Our FREE book gives complete information. For your copy, airmail postpaid card or write: CREI, Dept. 1209C, 3224 Sixteenth Street, N.W., Washington, D.C. 20010






ZERO-BEATING THE NEWS



"MAY I HAVE THE NEXT DANCE?"—Perhaps he can't Watusi, but once fitted with a space suit this 230-lb. robot developed by ITT Research Institute will give suit designers data concerning resistance offered by pressurized suits to an astronaut's movement. One of the most man-like machines ever developed in terms of body movement capability, it measures precisely the amount of force it generates in any one of its simulated movements of the human body. Called a "power-driven articulated dummy," it's powered by oil fed through a blood-vessel-like system.

THROWAWAY BATHYTHERMOGRAPH—General Motors Defense Research Laboratories have developed an inexpensive and expendable bathythermograph for measuring and recording ocean temperatures from the surface to a depth of 1500 feet while a ship is cruising at any speed. Weighing only 7½ pounds and shaped like a small bomb, the instrument has a terminal sink rate of 25 feet per second. As it sinks, a sensitive thermistor picks up temperature changes and telemeters them back to the ship. Since the rate of fall is known, temperature conditions at all depths can be quickly determined if no obstructions are met. Prior to its development, ships either had to slacken their speed or come to a standstill to collect these data, a costly operation both in terms of the extra fuel used and, in time of war, the vulnerability to submarine attack. The instrument may prove very important to the nation's antisubmarine forces in checking sonar conditions.

COLD COLOSSUS—NASA scientists have successfully operated a high field strength cryomagnet (extremely low temperature magnet) having a volume many times larger than any previously known. By running the magnet with eight coils and a power input of one million watts, they obtained a magnetic field up to 50 times stronger than the magnetic force used to hoist autos in junk yards. The coils of the magnet are submerged in liquid neon at -410° , which decreases the electrical resistance of aluminum some 500 times. The cryomagnet will provide research facilities for magnetics, solid state physics, plasma physics, and the effects of high strength magnetic fields on life.



MINIATURE ANTENNA—This 6'-diameter antenna, part of the AN/SSC-2 shipboard satellite communications set, gives the U.S. Navy the capability for instant ship-to-shore and ship-to-ship communications. Built by Hughes Aircraft Co., it provides one two-way voice channel and up to 16 two-way teletype channels. The AN/SSC-2 will transmit through the "stationary" Hughes-built "Syncom" satellites, and with frequency modification will be able to transmit through the new military satellite network planned by the Department of Defense. Designed to augment the high-frequency radio now in use, the AN/SSC-2 operates in the microwave region, unaffected by QRN.

COMPUTER SPEEDS TEACHING—Sylvania Electric Products Inc. has developed a computer-controlled, audio-visual method of teaching Morse Code. It equips a trainee with earphones, typewriter, and an electronic display board outlining an unlettered keyboard. He is taught to depress the typewriter key corresponding to a light on the display each time he hears the "dot-dash" signals representing the same letter. Gradually the display lights are delayed so that he responds to audible signals only. The system can be expanded to teach 50 trainees simultaneously.

COAL POWERS TV—At the Westinghouse Research Laboratories a standard television set is operating directly from a handful of powdered coal in order to demonstrate an experimental 100-watt fuel cell system which converts gases from the coal directly into electricity. The system consists of a fuel cell battery and a chemical reactor. The gases extracted from the coal, mainly hydrogen and carbon monoxide, interact with the fuel cells to produce electricity.

IONOSPHERIC INVESTIGATOR—Changes in the ionosphere which affect radio communications are being studied with this huge radio direction finding system at the University of Illinois. The system utilizes 120 poles, each

65 feet high, in a 955'-diameter circle to support a reflective screen of 960 vertical wires. Around the outside of the screen are 120 antenna units, each 16 feet high, connected to receivers located inside the building.



PHASING SPEAKER SYSTEMS

How to use an audio generator to phase stereo and mono speakers and enclosures

By JOHN A. DEWAR

EVERY AUDIOPHILE knows that his speakers must be properly phased if he is to get the best performance out of his hi-fi system. Basically, phasing involves connecting the speakers so they will aid—rather than oppose—each other. Any number of speakers in one or more cabinets, in a stereo or mono system, can be phased with an audio generator.

There are circumstances when speakers appear to be in phase mechanically, but not in phase electronically, because of speaker placement within a cabinet, speaker or cabinet location in a room, or differences in amplifiers, if more than one amplifier is used to feed different banks of speakers. You can use an audio generator to phase your speakers electronically.

An audio generator is desirable because an appropriate test frequency can be selected and you can actually hear the

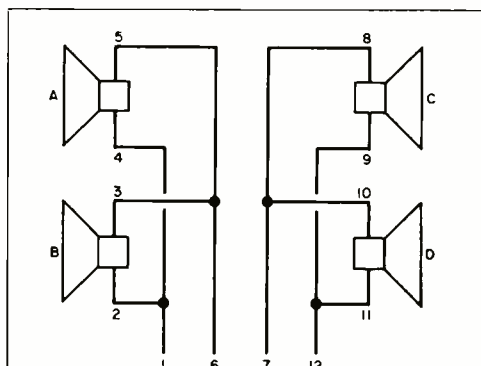
difference in sound levels when speaker phase is switched. When different types of speakers—such as woofers and mid-range units—are to be phased with each other, the frequency of the test signal should be within the response range of both speakers. A signal in the vicinity of the crossover point should be used. If you don't know the crossover frequency, simply select a signal that can be heard from both speakers almost equally. Almost any frequency between 200 and 1000 cycles will do. Fortunately, this technique also corrects for any massive phase shift in a crossover network or in the amplifiers.

Phasing Your Speakers. If you are working with more than one enclosure and there is more than one speaker in each enclosure, first phase the speakers in each enclosure, and then phase one enclosure with the other. Feed the signal from the audio generator into an appropriate input of the amplifier rather than directly to the speakers, and set the gain controls to obtain a comfortable volume level.

Let us consider speakers *A* and *B* to be in one enclosure, and speakers *C* and *D* to be in another, as shown in the diagram. To phase speakers *A* and *B*, listen to them after you have silenced the others. Reverse leads 2 and 3, and listen again. You may have to do this several times to determine which way the speakers sound louder. When the sound is louder, the speakers are in phase.

A third, fourth, fifth, etc., speaker in the same cabinet, if present, should be individually compared with speaker *A* in a similar manner.

(Continued on page 102)



When speakers are in proper mechanical phase, they are not necessarily in proper electrical phase. One way to achieve optimum listening is to use a signal generator and phase the speakers in each enclosure and then phase the enclosures.

GRANDMA'S BREADBOARD UPDATED

*Old-timers
used wood screws to
mount radio parts
on wooden breadboards*

By **LOU GARNER**

*The modern
experimenter employs
perforated metal or
copper-clad circuit boards*

IN THE OLD DAYS, radio engineers and hobbyists alike built their radio transmitters and receivers on Grandma's breadboards. They used wood screws to mount tube sockets, tuning capacitors, transformers, inductors, and other large parts to the breadboard. Then heavy bare wire, called "busbar," was used for all circuit wiring.

While this rather "primitive" approach might seem cumbersome, it did offer many advantages to the pioneer radio worker. For one thing, wooden board was cheap and plentiful. For another, it could be used over and over again. Also, because all wiring was open and accessible, the layout could be changed at will. Voltage and current measurements could be easily made at any point in the set, and trimmers and other "gimmick" capacitors, as well as inductors, could be adjusted conveniently. (See Fig. 1.)

Then, something happened. Radio blossomed out of its state of adolescence, and the "professionals" began switching to the well-known metal chassis. But, until today, many old-timers have successfully resisted this changeover, and have clung for dear life to Grandma's wooden breadboard. For convenience, some engineers still use wooden breadboards in their experiments with new circuit designs.

Even though the *wooden* breadboard is no longer in widespread use, the name "breadboard" lingers on and has come to denote *any circuit wired for experi-*

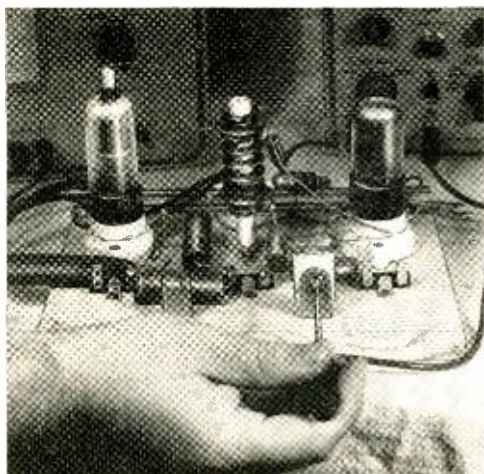


Fig. 1. All parts of this "classic" breadboard are readily accessible. Tests and adjustments are made conveniently from top of "chassis."

mental or test purposes, even when assembled on a metal chassis, or in nearly final form.

Breadboarding, then, is an old and honorable art, practiced by professionals and amateurs alike. It is useful to anyone attempting to develop a new circuit, or modify an existing one. Generally, it is the essential step between the first idea for a new circuit and its final appearance as a finished functional product.

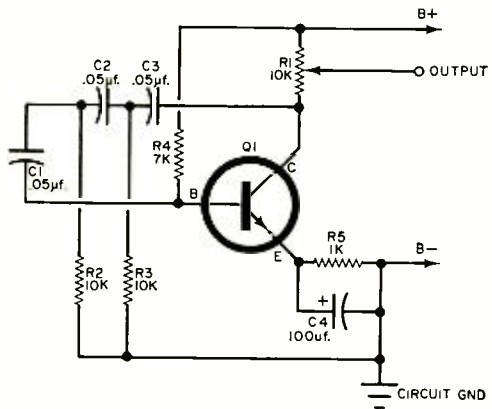
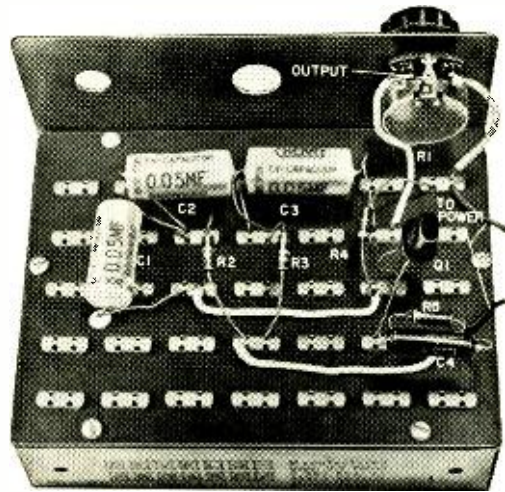
Because of the role played by breadboards in the design and development of experimental as well as commercial electronic equipment, manufacturers across the nation have developed, and are now marketing, a multiplicity of metallic and composition "breadboards" and breadboard accessories for use by the experienced electronics equipment designer as well as by the novice.

Circuit Layout Considerations. Sometimes (but not always), a circuit can be laid out on a breadboard exactly as it appears on a schematic diagram. An example of this type of circuit is shown in Fig. 2. Here, an experimental phase-shift audio oscillator schematic is shown breadboarded on a Vari-L "Develoboard" chassis. Note the one-to-one correspondence between the schematic symbols and the physical components.

However, all layouts are not as simple and straightforward as the oscillator circuit described. Radio-frequency amplifier circuits, for example, have their own peculiarities that must be considered during the layout of any r.f. circuit. To facilitate circuit layouts, some commercial breadboards (e.g., designs by Phillips-Advance and Electronic Training Aids) are supplied with a transparent plastic base to enable hand-drawn schematics to be used as wiring guides.

As a rule, when breadboarding, component leads are left full length until all tests are completed. There are exceptions, of course. Where VHF or UHF circuits are involved, the layout and wiring procedures can be quite critical, and it's usually necessary to "custom-tailor" component leads to the shortest lengths possible. For even an inch of wire may act as a very high inductance or as an antenna.

Commercial Breadboards. Some of the kits offered, such as those by Darco and Vero, have been so carefully designed



and manufactured, that their etched circuit boards provide a professional, finished look to the assembled circuit. Other kits, such as those put out by Aladin, Alden, Vector, and Vicon, allow you to assemble your circuit in an almost finished form at the outset. Thus, the circuits built can be used as production prototypes. Still other kits, such as those made by Circuit Structures Labs., DeVry, Electronic Training Aids, Phillips-Advance, Photographic Instruments Co., Sheatz, Vari-L, and Buckeye are designed primarily to afford maximum reusability and, therefore, are especially well suited for student use and school applications.

As a general rule, all the kits available from a single company are basically similar, the chief difference being in the number and variety of components and accessory items included in the basic package. Naturally, the larger the kit, the more expensive it is. There are a few firms, including Aladin, Electronic Training Aids, and Vector, who offer several different types of kits.

Breadboard Connectors. There are three basic types of breadboard terminal

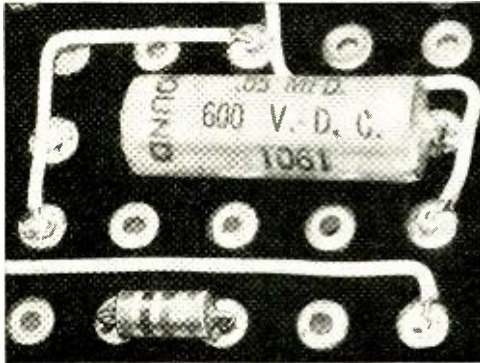


Fig. 3. Portion of a circuit breadboard on a Darco base. Solder-filled eyelets serve as connection terminals.

connectors: solder, solderless, and combination types. Of the three, the solder type represents the nearest approach to conventional wiring. It insures neat, low-resistance connections, although it is not recommended where repeated circuit changes might be required.

The *solder* type connectors are featured in the Darco, Vero, and Vicon kits. They are also featured in some of the kits put out by Aladin, Alden, and Vector. The breadboards put out by both Darco and Vero include connectors. The Darco connector consists of a solder-filled eyelet as shown in Fig. 3; connections are made by simply holding the tip of a hot soldering iron against the eyelet, and then inserting the component lead or wire into the eyelet as the solder melts. In the Vero kit, the components and leads are soldered directly to the copper strips etched on the circuit board. Vero also features terminal pins with an annular groove for attaching wires; the pin, which has self-cutting serrations under the head, is inserted by means of a special tool. (See Fig. 4.)

The Vicon kits feature lap-solder con-

nections and do not employ special terminals. Aladin and Vector, on the other hand, supply conventional terminals in some kits, solderless connectors in others, while still other kits feature all three basic types.

Many types of *solderless* connectors are available on the open market. All are designed to maintain pressure contact, and many hold up to six wires. These connectors can be divided into three groups: (1) those using metal

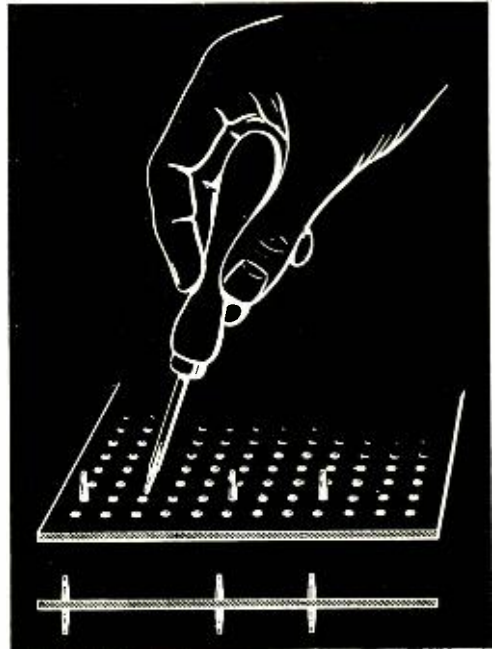


Fig. 4. These Vero connectors feature terminal pins with self-cutting serrations. A special tool is used to push pins down into the holes.

springs as shown in Fig. 5; (2) those using elastic (rubber-like) materials as shown in Figs. 6 and 7, and (3) those made of straight spring-like metal as shown in Fig. 8.

Where an ordinary coil spring is used, connections are made by inserting the leads between the coils, as in Fig. 5(A). The plastic knob and plug are optional and are not furnished by all firms. Vector's spring-clip terminal (B) uses the coil spring principle in a modified manner; the spring is mounted on a slotted terminal and component leads are inserted in the slot as shown, and held in place by spring pressure. An altogether

different type of terminal is featured in Vari-L's "Develoboard" kit as shown in Fig. 5(C). A flat spring is shaped over a piece of solid wedge-like metal. Grooves are cut in the wedge to accommodate circuit wires, with corresponding holes in the top surface of the spring.

DeVry's "Paromel" kits feature plastic modules containing specially shaped flat spring contacts. In both solder and solderless types, lead connections are made simply by inserting wires through

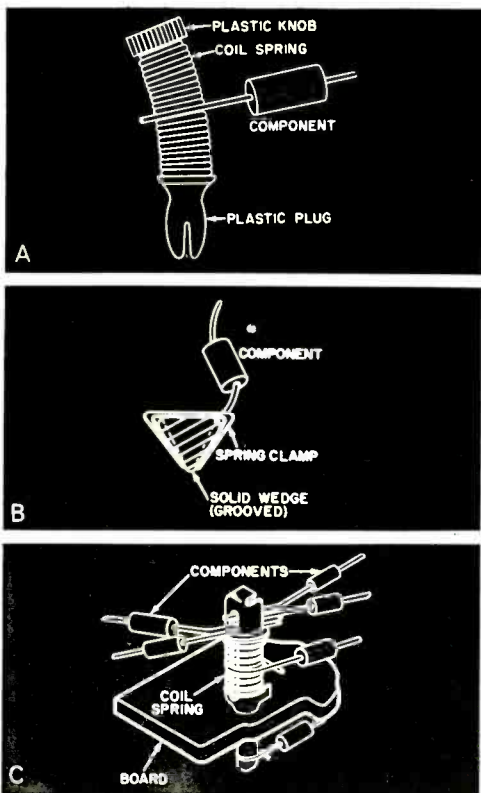


Fig. 5. Solderless connectors using wire springs. Shown in (A) are coil springs (B) Vector's "Springclips" and (C) Vari-L's terminals.

the appropriate holes in the terminal. Buckeye kits feature spring-clip connectors which can be plugged into any position on the perforated chassis. Electronic Training Aids features what they call a "Flexi-Klip" terminal. It is a rubber-like sleeve placed over a metal tube, as in Fig. 6(A). The rubber sleeve holds component wires firmly against

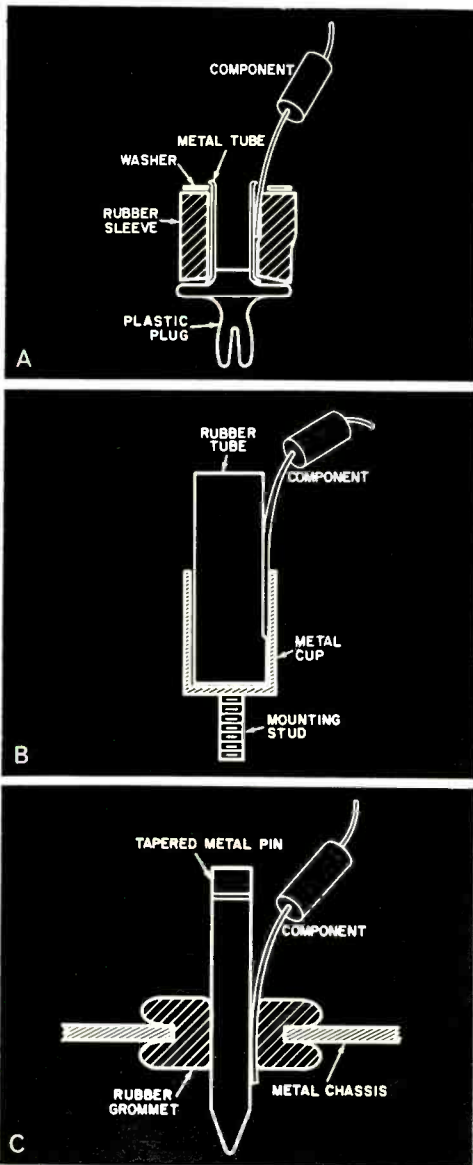


Fig. 6. Solderless connectors using rubber-like materials. Shown are (A) ETA's "Flexi-Klip" rubber sleeve type, (B) tube and cup type, and (C) PIC's grommet and pin type.

the tube, and banana plug connectors may be inserted into the tube for test purposes. A typical wiring application using these connectors is shown in Fig. 7.

An inverted version of the sleeve design is shown in Fig. 6(B). Here, the connector consists of a metal cup fitted with a rubber tube. The tube is removed

List of Breadboard Manufacturers

MANUFACTURER	TRADE NAME	CONNECTORS REQUIRED	KIT PRICE	COMMENTS
Aladin Kits Company 1167 Hilda St. Anaheim, Calif. 90283	Genie, Geniebord	Solder terminals and coil springs	\$9.95-\$23.85	Wide variety of kits, some suitable for semi-permanent assembly
Alden Products Company 222 Main St. Brockton, Mass.		Turret terminals	11.25-395.00	Excellent for prototype work and limited production runs
Buckeye Stamping Co. 555 Marion Rd. Columbus, Ohio 43207	Buckeye	Spring clips	8.95	Especially suited for transistor circuits
Circuit Structures Laboratories 1024 West 9th St. Upland, Calif. 91786		Rubber cell	N.A.	
Darco, Inc. 10611 Concord St. Kensington, Md.		Premounted eyelets	14.95-49.95	Excellent for developing and testing of etched circuit layouts prior to etching
DeVry Technical Institute 4141 Belmont Ave. Chicago 41, Ill.	Paromel	Spring clip modules	37.50	Connectors may be stacked; interlocking chassis boards featured as accessory items
Electronic Training Aids Company P. O. Box 53 Cambridge, Mass.	Flexi-Klips, Koil-Klips	Both coil spring and rubber sleeve types	3.95-39.95	Extremely versatile; wide selection of accessories available
Phillips-Advance Control Company 59 West Washington Joliet, Ill.		Coil spring Binding posts	34.95	Component and tool drawer featured; gold-plated connectors, slide-out schematic board
Photographic Instruments Co., Inc. 1163 West Walnut St. Des Plaines, Ill.	Pin-Up	Rubber grommet and metal pin	16.50	Heavy-duty perforated metal chassis; excellent for circuits with heavy components
Precision Metal Products Company 41 Elm St. Stoneham 80, Mass.		Turret solder types	13.95	May be used for semi-permanent assembly as well as breadboards
Sealectro Corporation 139 Hoyt St. Mamaroneck, N. Y.	Selectoboard, Proto-kit		19.70-28.00	Matrix for crossbar switching and programming breadboards
Seezak Products, Inc. 5057 West Washington Blvd. Los Angeles, Calif. 90019			N.A.	Wide selection of "universal" chassis rails and perforated boards for custom assembly
Sheatz Electrode Company 6506 Ridge Drive Washington, D.C.		Coil springs	2.65	Lowest priced kit offered; "twist-in" connectors on Masonite base featured
Vari-L Company, Inc. 207 Greenwich Ave. Stamford, Conn.	Develoboard	Wedge springs	18.50	Excellent for circuits involving up to three stages; front panel and chassis featured
Vector Electronic Company, Inc. 1100 Flower St. Glendale 1, Calif.	Plugboards, Vectorboards, Springclip	Turret and push-in solder terminals; spring-loaded clips	6.25-25.00	Suitable for both semi-permanent wiring and breadboards; excellent design
Vero Electronics, Inc. 48 Allen Blvd. Farmingdale, N. Y.	Veroboard, Verorack	Copper foil strips	5.95-29.95	Etched circuits in breadboard form; special tool provided with kits to break etched strips
Vicon Instrument Company P. O. Box 2742 Colorado Springs, Colo.	Proto-Board		19.95-34.95	Suitable for finalizing a tested breadboard as a prototype circuit

The firms listed below also offer kits which include components and circuit diagrams.

Allied Radio Corporation 100 N. Western Ave. Chicago, Ill.	Knight, Lincoln		14.95-26.95	Excellent for hobbyists with limited component stocks; Paromel kits handled as well
Herman H. Smith, Inc. Brooklyn 10, N. Y.	Norelco		9.95-19.95	Basic kit and "add-on" kit as well as advanced kit featured
International Rectifier Corporation 233 Kansas St. El Segundo, Calif.			14.95-44.95	Well-designed kits offered through toy stores and hobby shops as well as through parts distributors
Lafayette Radio Electronics Corp. 111 Jericho Turnpike Syosset, L.I., N.Y.	Lafayette, Argonne		16.95	Most standard breadboard kits listed above are offered
Radio Shack Corporation P. O. Box G Boston 17, Mass.			N.A.	Distributor of standard breadboard kits listed above



Fig. 7. Component leads are pressed into holes in top of ETA "Flexi-Klip" connectors.

and the leads are placed in the cups. Then the rubber tube is put back in, securing the leads in place. In Fig. 6(C), the terminal, put out by Photographic Instruments Co. (PIC), consists of a rubber grommet and matching tapered metal pin. Designed for use on perforated metal chassis, the grommet serves both to maintain a pressure contact between circuit leads and the pin, and to insulate circuit connections.

Figure 8 shows a popular combination terminal connector which is included with Vector's breadboard kits. Made of spring-like metal, the terminal is of the push-in type and is used with perforated circuit board. It has tapered, serrated slots that accommodate and hold component leads. For permanent assembly, the leads may be soldered into position

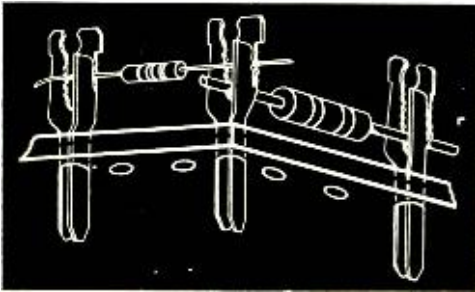


Fig. 8. These Vector connectors feature serrated slots for the component leads. Connectors can be soldered if desired.

after assembly and tests are completed.

Breadboards and Chassis. Practically all commercial breadboards fall into one of two categories: (1) perforated copper-clad board, and (2) perforated unclad boards. Some of the more popular types are described briefly in the following paragraphs.

Vero has come out with a special kit that can be used for laboratory development work as well as for experiments by




Fig. 9. Novel "Veroboard" has bonded copper strips pierced with a regular matrix of holes. Components leads are soldered directly to the strips.


the hobbyist. "Veroboard," as it is called, is made of synthetic resin bonded paper laminate with a number of copper strips bonded to it. The strips are pierced with a regular matrix of holes as shown in Fig. 9. A special tool is provided for cutting the copper strips where required. Components are soldered directly to the strips which are on one side of the board only.

Darco's breadboard consists of a phenolic board with pre-mounted solder-filled eyelets, as shown in Fig. 3. The board fits on a rotating frame, permitting it to be wired from either side, or to be flipped over for tests.

The kits offered by Aladin, Alden, DeVry, Electronic Training Aids, Phillips-Advance, Sheatz and Vector all feature phenolic or plastic perforated boards. In some cases, these are mounted on an open metal chassis as shown in Figs. 10 and 11. The nearest approach to conventional metal chassis is found in
(Continued on page 96)

BUILD THE LI'L DUSKER

THE LIGHT WATCHMAN



*This light sensor turns your lights on
at dusk, and off at dawn,
automatically—without a timer*

By DONALD E. LANCASTER

HERE'S A CLEVER, useful, and economical photoelectric controller you will want to build. Li'l Dusker, the "light watchman," will earn its keep turning on lights for you in dark driveways, stairways, and halls at night, and then turning them off at dawn when they are no longer needed. And while you are away from home, Li'l Dusker will turn on that important "there's somebody home" light that will deter *all* but the most persistent intruder.

But Li'l Dusker has many more talents. It can serve as an automatic door opener, or a light-operated relay. And if you want an automatic flasher with adjustable frequency, or a low-cost touch control for a desk or table lamp, call on Li'l Dusker.

About the Circuit. Although Li'l Dusker acts like a magician, the circuit is really

a simple one, as Fig. 1 shows. It is just a d.c. power supply ($R1$, $D1$, and $C1$), and a limiting resistor ($R2$), a cadmium sulfide photocell ($PC1$), and a d.c. relay ($K1$), all connected in series.

The cadmium sulfide photocell has a low resistance in the presence of light and a high resistance in darkness. This characteristic enables the Dusker to tell night from day. Therefore, as light increases with the break of dawn, the photocell resistance decreases, increasing the current in the relay coil, and causing the relay to pick up.

The relay sensitivity—the light intensity that will cause the relay to pick up—is established by the value chosen for the current-limiting resistor ($R2$). The circuit application determines which set of relay contacts is used. For dusk-to-dawn control, the NC (normally closed)

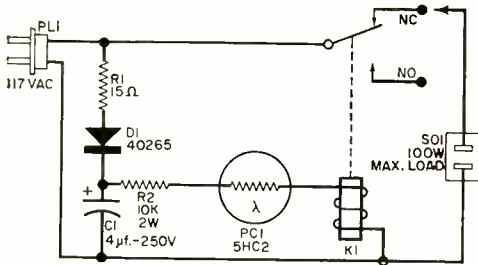


Fig. 1. For dusk-to-dawn control, connect load circuit to the NC relay contacts; for photocell relay application, connect load to the NO contacts.

PARTS LIST

- C1—4- μ f., 250-volt electrolytic capacitor
 D1—130-ma., 400-PIV rectifier (RCA 40265 or equivalent)
 K1—S.p.d.t. relay, 24 volts d.c., 1 amp contacts (Newark 60 F 1749 or equivalent)
 PC1—Sigma 5HC2 photocell, 0.6 watt, 300 volts (Allied 9 E 307 or equivalent)
 PL1—100-volt, 2-pole standard plug (Amphenol 61-M or equivalent)
 R1—15-ohm, $\frac{1}{2}$ -watt resistor
 R2—10,000-ohm, 2-watt resistor
 SO1—110-volt, 2-pole universal receptacle (Amphenol 61-F or equivalent)
 I—Case made from Millen 74400 octal base and shield (Newark 40 F 734)
 Misc.—“Pop” rivets (4), $1\frac{3}{4}$ ”-square piece of $1/16$ ” single-sided PC board, funnel eyelets for PC board (24), $\frac{1}{2}$ ” x $\frac{7}{8}$ ” aluminum sheet (2), 2” x $1\frac{1}{2}$ ” plastic sheet or film, glue or sealant, wire, solder

contacts are used; for door-opening operation, the NO (normally open) contacts are employed instead.

Construction Pointers. Li'l Dusker can be encased for mounting on a windowsill or anywhere outdoors, and can be plugged into a standard wall receptacle or octal socket. In Fig. 2 (A), the Dusker has its own line cord and is mounted on a windowsill where it can “look” outside. For general outdoor use, BX, ROMEX, or other approved wiring can be brought in through the top of the unit. To make the Dusker weatherproof, the outlet can be recessed and the entire unit mounted as shown in Fig. 2(B) in a sheltered area.

If Li'l Dusker is to serve as a door opener, the case is used as it comes, with only slight modification. You can then make a companion light source, perhaps with a 6.3-volt filament transformer and an automobile 6-volt lamp bulb and socket. You might want to add a low-cost

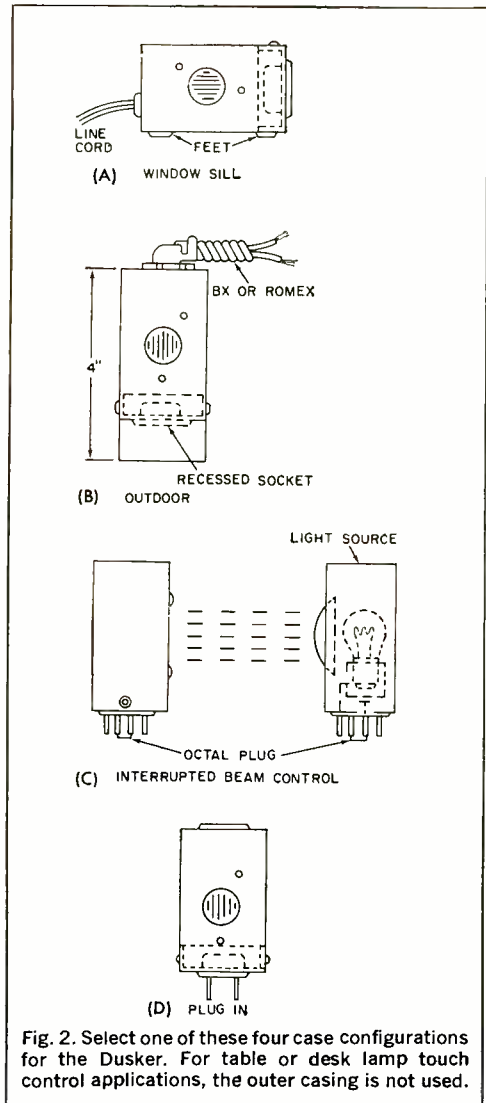


Fig. 2. Select one of these four case configurations for the Dusker. For table or desk lamp touch control applications, the outer casing is not used.

lens to focus the beam and thus provide for greater separation between the Dusker and the light source.

For touch control applications, you can omit the case altogether and mount the circuit directly inside the base of a table or desk lamp.

Construction Details. Using a Millen #74400 octal base and shield, cut the case for the plug-in configuration following the details given in Fig. 3. In addition, two mounting brackets will be required. These can be made out of a small strip of aluminum sheet cut as shown in Fig. 3(D). Drill the holes first, then

bend the bracket into shape using long-nose pliers, or a vise, if one is available.

You will also need a piece of tough plastic film to serve as a protective window for the photocell. Acetate, Mylar, or anything similar will do. Avoid using brittle material that will crack or break.

The parts are mounted on a small (1¾-inch-square) printed circuit board laid out, drilled, and cut as shown in Fig. 4. Eyelets are used in the holes where shown to give the circuit board some extra ruggedness. The aluminum brackets are riveted to the circuit board

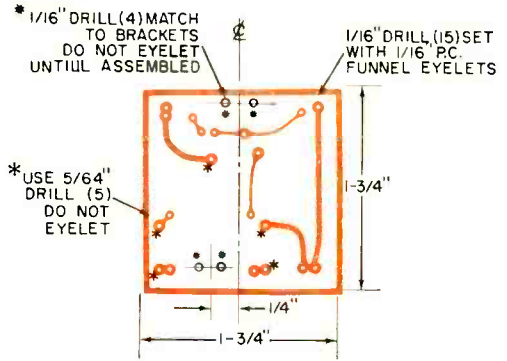


Fig. 4. This is foil side of printed circuit board. Numbers in parentheses indicate holes required.

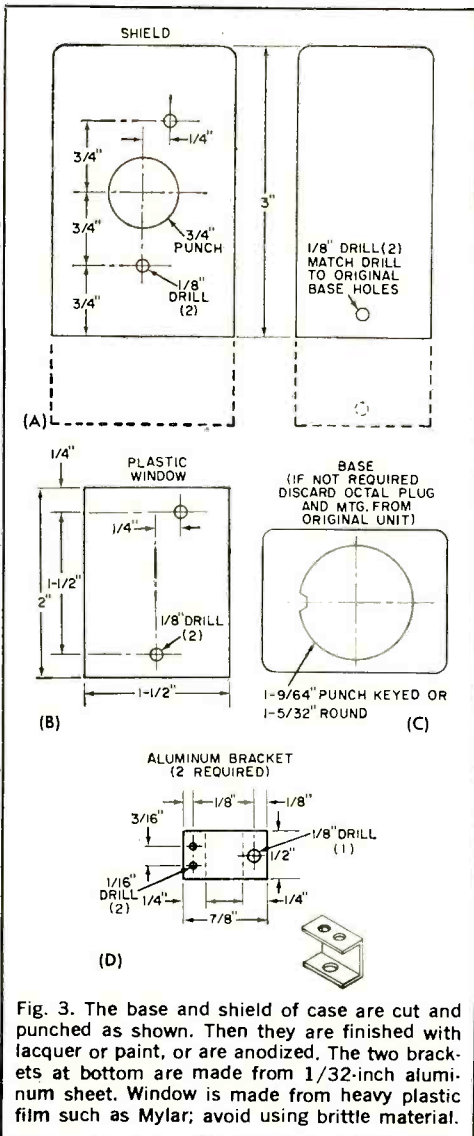


Fig. 3. The base and shield of case are cut and punched as shown. Then they are finished with lacquer or paint, or are anodized. The two brackets at bottom are made from 1/32-inch aluminum sheet. Window is made from heavy plastic film such as Mylar; avoid using brittle material.

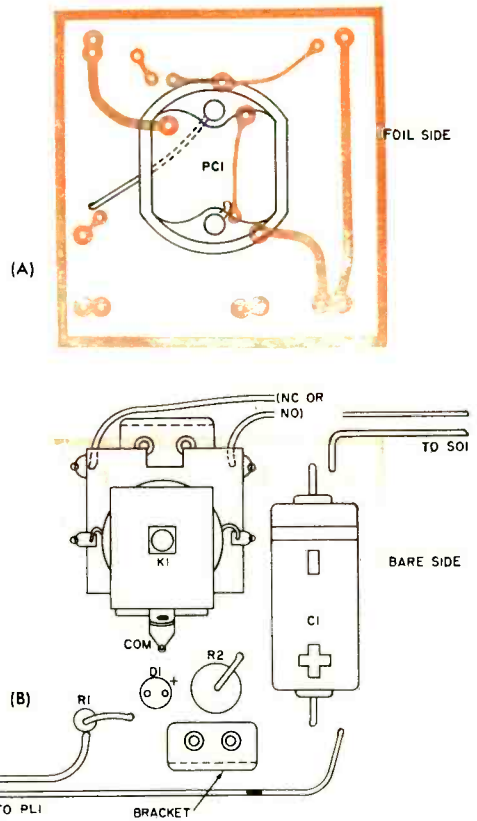


Fig. 5. Here's the component layout. Photocell PC1 is mounted on the foil side of the circuit board as shown in (A). All of the other parts are mounted on the bare side of the board as shown in (B).

in the locations indicated in Fig. 5, again using eyelets.

The photocell is glued to the back of the printed circuit board with silicone

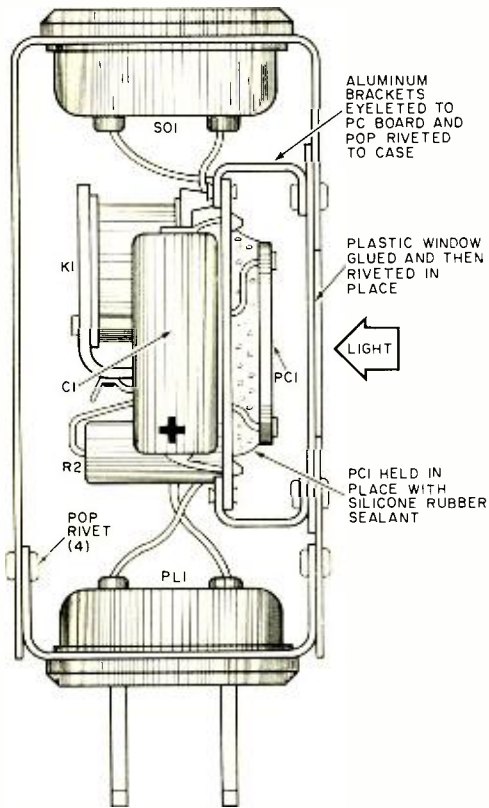


Fig. 6. After all the parts are preassembled on the circuit board, and the unit has been fully wired and tested, install the plastic window and pop-rivet the aluminum brackets to the case shield.

rubber sealant (Fig. 6). The plastic window is glued in place and allowed to dry before the aluminum brackets are riveted on.

Before making connections to the relay, refer to the Special Applications section at the end of this article to determine the proper relay terminals to employ. In general, the *NC* contacts are used when decreasing light must energize the load, and the *NO* contacts are used when increasing light is to energize the load.

Checkout and Final Assembly. Before final assembly, you will want to check out the circuit to make sure it works the way you want it to. For this you can use a flashlight or other suitable light source. If it becomes necessary to change the sensitivity of the unit, change the value of *R2* as necessary. But you can decrease the sensitivity by merely re-

ducing the amount of light reaching the photocell. A filter made of colored cellophane, Polaroid material, or tinted acetate placed over the light window will work well.

Once you have obtained just the right sensitivity for the particular application, complete the assembly by "pop"-riveting the circuit board and bottom plate to the case. Once pop-riveted, the Dusker becomes tamperproof and there's no way to take the case apart without using an electric drill. If it becomes necessary to open the case again, use a $\frac{1}{8}$ " high-speed bit to drill out the rivets.

Once assembled, operation of the Dusker is a snap. Just plug it into a convenience outlet, plug the load or lamp into its receptacle, and away you go.

Special Applications. For operation as a light flasher, the Dusker must be wired as a dusk-to-dawn control. This makes it essentially an oscillator with negative feedback. The Dusker must be positioned

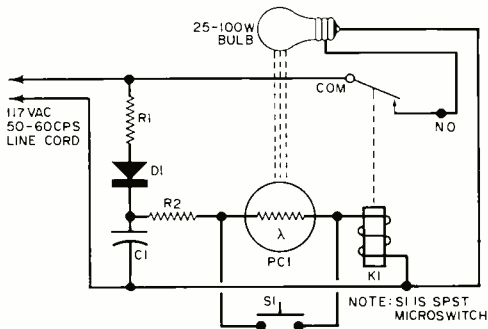


Fig. 7. This low-cost touch control circuit can easily be wired to any desk or table lamp by adding a microswitch across *PC1*. To turn on lamp, touch *S1* gently. To turn off lamp, bring hand near *PC1*, shielding it from light. For proper operation, *PC1* must be shielded from other strong light sources.

in such a way that the light shines in its "eyes." Initially, when the light is *off*, the photocell turns it *on*: the Dusker "sees" it and turns it *off* again. This cycle can go on as long as the unit is plugged in. To adjust the *on-off* rate (frequency), adjust the amount of light that gets fed back. Changing the bulb size will usually do the trick.

For "touch control" operation, mount the circuit board (less case) in the base of a lamp so that only the lamp light—

(Continued on page 99)

PREDICTED RADIO RECEIVING CONDITIONS

HOW THE SHORT-WAVE BANDS WILL BE IN SEPTEMBER AND OCTOBER PLUS SOME INFORMATION ON THE IMPROVED CONDITIONS EXPECTED

By **STANLEY LEINWOLL**, Radio Propagation Editor

THE sunspot numbers are climbing. Definite proof that the bottom of the sunspot cycle had been reached in 1964 was established this past summer. Short-wave listeners and radio amateurs were afforded a preview of what radio conditions will be like in several years. DX'ing conditions were noticeably better in the late spring and summer, as compared to the summers of 1963 and 1964. Sunspot numbers that had been hovering below 20 on occasion jumped—for short periods—up to 90 or 100.

During a few days of abnormally high sunspot activity, the British Broadcasting Corporation could be heard testing on the 21-mc. band. The BBC recently installed new 250-kw. transmitters for use in its international broadcast service. While SWL's were astounded to find the 21-mc. band open at 8 p.m. EST, the hams on 20 meters were working DX around the clock.

There is a major difference in the maximum usable frequency (MUF) that the ionosphere will reflect during periods of high and low sunspot activity. The accompanying graph shows the MUF over a distance of 1200 miles for the fall months in North America. Various smoothed lines represent average sunspot numbers, and it will be seen that during the daylight hours

the MUF will range from 12 to 36 mc. as the sunspots increase. At night, the effect is not as pronounced, but it can be seen that the 31-, 41-, and 49-meter bands are open during the sunspot maximum, while only the 49-meter band is open at sunspot minimum.

Fall Band Conditions. In accordance with international agreement, short-wave broadcasting schedule changes for the fall season will be made on September 5. New schedules will then continue in effect until the change for the winter season on November 8.

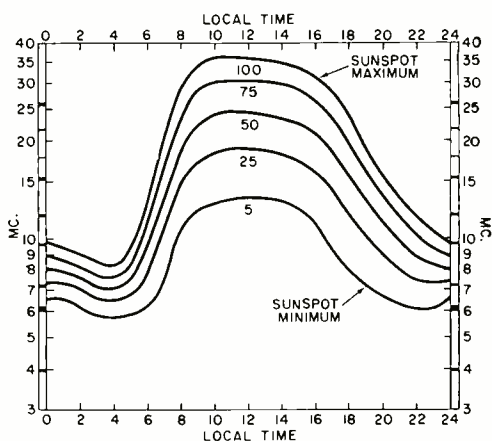
11 Meters. It is possible that a few broadcasters will attempt to use this band during the coming winter. However, no significant broadcasting schedules in the 26-mc. band are anticipated until the very late fall and winter months of 1966-1967.

13 Meters. As the sunspot numbers increase, the improved propagation conditions will make DX possible in this band. Listeners should watch for Pakistan, on 21,590 kc., during the East Coast morning hours; this transmission may be difficult to catch as it is beamed to China, Japan, and the Philippines. The European transmission from Pakistan should be heard throughout most of North America—it goes on the air at 0830 EST. Norway will be on 21,730 kc. until 1300 EST, and *Radio Netherlands* has announced that it will be back this fall on 21,570 kc.

The *Voice of America* and the BBC intend to make extensive use of this band. The BBC relay station on Cyprus, 21,660 kc., will operate from 0400 to 0800 EST with transmissions beamed to Southeast Asia. This will probably be one of the most difficult DX catches of all the VOA and BBC transmissions in the band.

16 Meters. Improved DX is expected in this band during September and October. Congo will be on 17,720 kc. during the morning hours with best reception at 0900 EST. Generally speaking, overall DX in this band will be possible from the early morning hours until early or mid-afternoon, local time.

19 Meters. This should be the optimum DX band for this period of the year. Most
(Continued on page 104)



Maximum usable frequencies that the ionosphere will reflect in the fall in North America over a distance of 1200 miles during periods of high and low sunspot activity. Black bars along the frequency scale indicate the international broadcasting bands.



SOLID STATE

By LOU GARNER, Semiconductor Editor

EVER SINCE WORLD WAR I, our armed forces, in their continuing and pressing need for the latest and most advanced electronic gear, have made substantial contributions in the research and development of new products. With virtually unlimited funds at their disposal, the services are able to acquire the latest designs in equipment built for their specific needs, and offering greater reliability than their commercial counterparts.

The giant radio industry which blossomed in the twenties and thirties, owes its success in part to the technical knowledge acquired during World War I. Similarly, the rapid expansion of our television industry in the late forties and early fifties, was due, in part, to the production techniques developed for military radar during World War II. Therefore, a peek today at new developments in the field of military electronics is tantamount to a glimpse of commercial off-the-shelf items that will be available to us all tomorrow.

New integrated circuits are now being used extensively in military communications equipment, surveillance and intelligence gear, and specially designed computers for navigation and tactical applications.

It can be presumed that low-cost integrated circuits which can be used by hobbyists and experimenters will be available before long as a by-product of military needs.

A new electronic teleprinter is now available from Motorola's Chicago Military Electronics Center. The Model TP-4000 features solid-state and integrated circuitry, and can produce printed copy at the rate of 3000 words per minute on special current-sensitive paper that requires no processing. Looking to the future, one wonders whether this new product may not herald the eventual development of all-electronic typewriters for home and office use.

The Army has begun tests on what is said to be the most powerful solid-state radio transmitter and receiver system ever built. Developed by Westrex Communications, a division of Litton Industries, Inc., the system is fully transistorized except for the final r.f. amplifier stage. Slightly less than half the size of comparable vacuum-tube types, the transmitter can deliver up to 300 kilowatts peak power, and 50 kilowatts average output power. Broadcasting from 2 to 30 megacycles, the equipment covers frequencies of interest to both commercial and amateur radio operators.

New desk-top silent electronic typewriter, developed by Motorola, can print 3000 words per min.



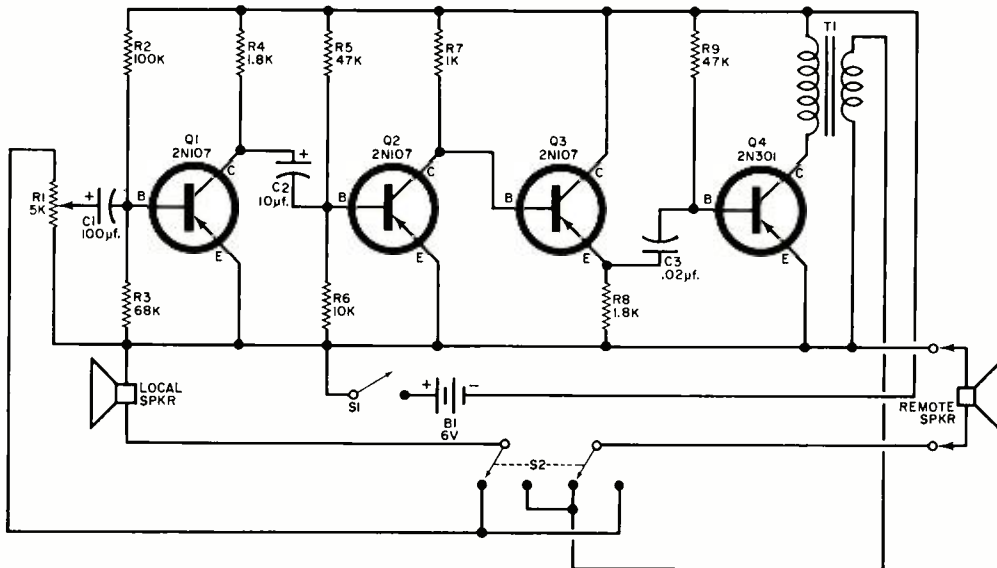


Fig. 1. Diagram of four-transistor intercom submitted by Bill Ruck. Circuit picks up a whisper 10 feet away. With S2 as shown, local speaker becomes a mike; with S2 flipped, remote speaker operates as mike.

Reader's Circuit. Our prize-winning circuit for this month was submitted by reader Bill Ruck (2450 - 18th Ave., San Francisco, Calif.). Bill's circuit, a four-transistor intercom (Fig. 1), differs from more conventional designs in many respects. First, it has exceptionally high gain. Bill writes that it *can pick up a whisper* in a relatively quiet room at distances of up to 10 feet or more (probably depending on the condition of the battery). Second, the unit uses standard 8-ohm speakers. Third, an emitter follower, Q3, is used to drive the power amplifier instead of the usual interstage transformer.

Either of the speakers can serve as a microphone. The input audio signal is coupled to the base of Q1 through coupling capacitor C1. Signal level is determined by adjustment of gain control potentiometer R1. Base bias voltage for Q1 is developed by voltage divider R2-R3. The amplified output signal developed across load resistor R4 is applied through C2 to the base of Q2, which is biased by voltage divider R5-R6.

The output of Q2 is developed across load resistor R7, and is applied directly to the base of Q3 operating as an emitter-follower. The output of Q3, developed across R8, is applied to the base of power amplifier Q4 through coupling capacitor C3. Base bias for Q4 is provided by the drop across resistor R9. The amplified output at the collector of Q4 is coupled to either speaker (depending on position of S1) by impedance matching transformer T1.

Bill used standard components in his design. Transistors Q1, Q2, and Q3 are 2N107's, while Q4 is a 2N301. Except for the volume control, R1, all resistors are half-watters. Capacitors C1 and C2 are 10-volt electrolytics, while C3 is a small disc ceramic capacitor. For T1, Bill tried several different standard output transformers, finally choosing one having a 5000-ohm primary and an 8-ohm secondary. The on-off switch, S1, is an s.p.s.t. type, and can be either a slide or rotary unit; if preferred, it can be mounted on the volume control.

The Talk-Listen switch, S2, is a d.p.d.t. lever, slide, rotary, or toggle type. The speakers are 8-ohm PM types; any convenient size from 2 to 6 inches will do. The larger the speaker the more efficient it will be. For the power supply, B1, you can use a 6-volt lantern battery, or four penlight or flashlight cells connected in series.

Keep signal leads as short as possible, and maintain ample separation between the input (Q1) and output (Q2) stages. Either a metal chassis or a circuit board can be used for mounting the components. Banana jacks, insulated binding posts, or a screw-type terminal strip can serve as connectors to the remote speaker. Neither parts arrangement nor wiring is critical, but good wiring practices to maintain the high-gain characteristics of the equipment should be observed.

The amplifier, battery, and local speaker can be housed in any suitable case. The remote speaker should be mounted in a

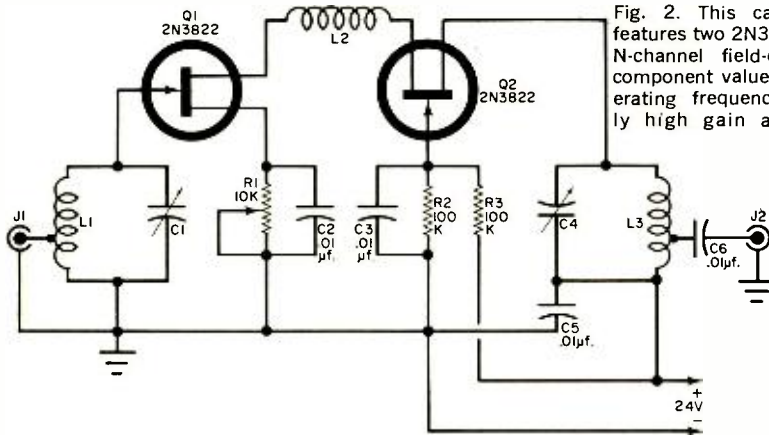


Fig. 2. This cascode amplifier circuit features two 2N3822 (Texas Instruments) N-channel field-effect transistors. With component values chosen for desired operating frequency, circuit has relatively high gain and low noise figure.

standard speaker enclosure, and connected to the amplifier by a two-conductor "zip cord" or other hookup wire. Shielded cable may be preferable in areas having an excessive amount of electrical noise.

Manufacturer's Circuit. Field-effect transistors (FET's) are generally used in audio preamplifiers having extremely high input impedances. However, some types of FET's are ideally suited for use in r.f. amplifier circuits. Figure 2 shows a pair of 2N3822 N-channel FET's in a cascode amplifier circuit. Developed by Texas Instruments, the circuit can be used as a field strength meter preamplifier, as a line amplifier, as a booster for receivers, or as a predriver for a small transmitter.

Component values for tuned circuits $L1-C1$ and $L3-C4$, as well as collector choke coil $L2$, are chosen for the specific frequencies to be handled. Except for bias potentiometer $R1$, all resistors are half-watters, and bypass capacitors $C2$, $C3$, and $C5$, and output coupling capacitor $C6$ are ceramic or mica types. To facilitate matching input and output transmission line impedances, taps are provided on $L1$ and $L3$. Operating power for the circuit is provided either by batteries or by a suitable line-operated power supply.

Amplifier performance is determined by a number of factors, including the adjustment of $R1$ and the Q 's of the tuned circuits. However, in a typical application at 200 mc., the circuit provided a gain of approximately 12 db, and a noise figure of 2.5 db. The combining of a 1000-microvolt, 200-mc. signal with a 200,000-microvolt, 150-mc. signal produced a cross modulation of less than 1%.

Even though this circuit is of a relatively simple design, only experienced experimenters who can design their own coils, and

who are familiar with high-frequency equipment layout and wiring techniques, should attempt to build it.


Transitips. Oscillator circuits have been in use for quite a while in superhet receivers, transmitters, various types of test and control equipment, electronic musical instruments, code-practice sets, capacity-operated relays, and so on. If we get down to basics, we find that an oscillator is simply an amplifier with regenerative (in phase) feedback, and that oscillators differ mainly in the types of feedback networks used.

As a general rule, vacuum-tube oscillators are essentially Class C amplifiers with a feedback loop. Transistorized oscillators, on the other hand, are operated Class A or Class AB. Since Class C amplifiers are inherently nonlinear, they are quite suitable for use as modulated r.f. amplifiers, but unsuitable as modulators. Class A amplifiers, however, work well as modulators but not as modulated r.f. amplifiers. This fact alone accounts for many of the difficulties experienced by hobbyists in assembling wireless phonographs, home broadcast units, and wireless intercoms.

For example, a wireless mike may seem to radiate a very strong signal, but the voice may come over very weak or indistinct. This condition may be due primarily to low-percent modulation. The "trick," then, is to get the oscillator to operate as a nonlinear amplifier by reducing its transistor base bias to near cutoff, i.e., shifting towards Class AB operation.

Another important factor that has a direct bearing on how well an oscillator circuit operates, is the use of optimum feedback. If too little feedback is used, the circuit may become unstable, may not

(Continued on page 104)



AMATEUR RADIO

By **HERB S. BRIER**, W9EGQ
Amateur Radio Editor

WORKING DX ON 21 MEGACYCLES

TRADITIONALLY, the beginning of September signals the opening of another DX season. On the 1.8-, 3.5- and 7-mc. bands, static starts decreasing, and increasing hours of darkness produce stronger signals from greater distances for longer periods. At the same time, equally important changes take place on the higher frequency amateur bands. The 21-mc. band, for example, should be opening up quite often for distances over 1500 miles during daylight hours.

Two factors combine to improve 21-mc. DX prospects for this season. The maximum usable frequency (MUF) for daytime DX work normally increases as winter approaches; also, ionospheric propagation conditions are now taking their first steps upward from the trough of the current sunspot cycle. The latter factor, plus the surprisingly good 21-mc. DX conditions of last spring, indicates that conditions will be better than they were last fall—and there were many good days even then.

The prospect of favorable 21-mc. conditions at this time should be encouraging to

both Novice and General Class operators. The 21.1- to 21.25-mc. Novice band gives Novices their best chance to work foreign DX; and an open 21-mc. band provides many General Class phone and CW operators with improved opportunities to work DX, because competition is normally less severe here than it is on 14 mc., where kilowatts and big beams are so plentiful.

Fortunately, the vast majority of the amateur transmitters on the market today work well on 21 mc. But receiver requirements are slightly more rigorous than on the lower frequencies, resulting in some inexpensive communications receivers that are satisfactory on 3.5 and 7 mc. becoming marginal in both sensitivity and selectivity on 21 mc.

The ideal 21-mc. band antenna is a good beam. But good results can also be obtained with simple antennas—either horizontal or vertical. Most 7-mc. antennas work at least fairly well on 21 mc., and a $\frac{1}{2}$ -wave antenna is short enough (22' 2" for 21.2 mc.) to permit a separate 21-mc. antenna to be erected in many locations. If you're going to use a

Mrs. Carrie C. Lynch, WA4BVD/NØRCA, of Savannah, Ga., became a Novice in 1961 and a General the following year. She is active on c.w. and radioteletype and in Navy MARS. Among Carrie's 21 awards are a Public Service certificate for assisting during Hurricane Cleo, 20-wpm code, and WAS and WAC certificates. She uses a Heathkit DX-60 transmitter on c.w. and a Heathkit "Marauder" on RTTY. The receiver is a Heathkit "Mohawk." Carrie will receive a one-year subscription for submitting this winning photo in our Amateur Station of the Month contest. If you would like to enter the contest, send us a clear picture of your station, preferably showing you at the controls, accompanied by some details on your ham career and on the equipment you use. Mail your entry to Amateur Photo Contest, c/o Herb S. Brier, P. O. Box 678, Gary, Ind. 46401.

AMATEUR STATION OF THE MONTH





Forty-nine states and 11 countries is the fine Novice record of Joseph Hill, WN4VGG, in Louisville, Ky. His efficient layout contains Heathkit DX-60 and Johnson "Adventurer" transmitters, a Heathkit "Sixer," and a Hallicrafters SX-99 receiver.

Shawn Mateson, WA5JXL, and Stu Gilman, WA5FBQ, are treasurer and president of the East Jefferson High School Amateur Radio Club in Metairie, La. They're shown operating the club station, WA5LYP.



horizontal antenna, the most important single factor to consider besides proper length is height. Strive for a height of at least 30 feet. Greater height is desirable for best DX results, while a lower height will do the job over shorter distances. If you use a vertical antenna, the most important consideration is installing it in the clear.

Normally, no matter what hour of the day or night you listen in on the 3.5- and 7-mc. amateur bands, you can hear signals from somewhere. This is not true of 21 mc. During this part of the sunspot cycle, the band usually works best in full daylight. Broadly speaking, DX signals are normally best from a generally easterly direction in the morning and from a generally westerly direction in the afternoon. The further north you try to work, the fewer hours of the day you are likely to be able to do so; conversely, it is often possible to work stations from the south when stations from no other direction can be heard.

Now that you have the general picture, the best way to enjoy 21 mc. is to get on the band and use it. Don't just listen in on your receiver for a moment or two without turning on your transmitter if you don't hear a lot of signals. Fire up the transmitter and call CQ a few times. You may be pleasantly surprised to get calls from other hams who were "just listening."

On-The-Air Code Practice. The ARRL Station W1AW has added 20- and 25-wpm practice material to its 9:30 p.m. (EST in winter, EDT in summer) code practice transmissions on Sunday, Tuesday, Thursday, and Saturday—the slow nights. To refresh your memory, the frequencies are 1805, 3555, 7080, and 14,100 kc., 50.7 and 145.6 mc.

On the west coast, the San Francisco Section *Courier* reports that W6PMK, of the North Peninsula Electronics Club, sends code practice on 1976, 3590, and 7135 kc., Monday through Friday, starting at 7 p.m., local time. Speeds are 8, 11, 14, 17, 20, and 30 wpm.

In the Los Angeles area, Ron, W6ODX, sends code practice every Saturday at 1:30 p.m., local time, on 3805 kc.

FCC and Other News. Would your station pass an unexpected FCC inspection? Two hundred U.S. hams faced this test recently when the FCC made "sudden" inspections. According to Frank M. Kratokvil, W3BA, Chief, Field Engineering Bureau, FCC, 76% of them passed with flying colors, 20% got a passing grade, and 4% didn't meet minimum standards. A total of 14 citations were issued as a result of these inspections. W3BA considers these figures very flattering to the amateur service; sudden inspections in other services frequently result in a citation rate of over 50%.

Have you worked TI2MAG—portable USA? Mrs. Grace Ruiz Castro Glorioso, TI2MAG, who arrived in the U.S. in the spring, was the first foreign amateur authorized to operate in the United States under Public Law 88-313. It is fitting that she received this honor, since Costa Rica was the first government to effect an agreement with the U.S. under the new reciprocal operations law.

The 1965 Special Convention of the International Amateur Radio Club will be held in Geneva on Saturday and Sunday, September 18 and 19. There will be technical sessions on Saturday and a banquet in the evening. On Sunday the six IARC stations, 4U1ITU through 4U6ITU, will be operated by visiting amateurs, and the program will include a visit to Montreux, the seat of the ITU Plenipotentiary Conference, where IARC station HB3ITU will also be in operation. For more details on this international radio convention, and the IARC, write to: International Amateur Radio Club, Box 6, 1112 Geneva 20, Switzerland.

Simple Lightning Arrestor. In the April issue of *Radiogram*, put out by the Carolina Radio Monitors League, W. E. Sladky, W1CTZ, says that a discarded but clean automobile spark plug makes an excellent

(Continued on page 104)



SHORT-WAVE LISTENING

By **HANK BENNETT**, W2PNA/WPE2FT
Short-Wave Editor

NEWS FROM AROUND THE WORLD

ANOTHER short-wave station popularity poll has been conducted under the auspices of *DX Alliances* of Stockholm, Sweden. Only Scandinavian area DX'ers were eligible to take part in the voting, and the poll was based on the short-wave stations that carry regular Swedish programming. The top five winners and the number of votes they received are: HCJB, Quito, Ecuador (994), *Radio Prague* (722), *R. Japan* (394), *Polish Radio* (307) and Rome (255).

Runners-up included *Radio Berlin International* (East Germany), *Radio Riga* (U.S.S.R.), *R. Finland*, *R. Moscow*, *R. Tallinn* (U.S.S.R.), *Vatican Radio* and *R. Brazzaville*. It's interesting to note that *Radio Brazzaville* appeared in the listing despite the fact that its monthly program in Swedish has not been heard for well over a year.

East Germany. *Freedom Radio 904*, previously mentioned in the February 1965 issue, and *Deutscher Soldatensender* (German Forces Broadcasting Service) both operate from a small town near Magdeburg in the Soviet Zone. *Freedom Radio 904* is currently on 908 kc. with 500,000 watts power, which provides considerable interference to the broadcasts from London on the same channel. The station transmits daily at 1300-1400, 1500-1640, and 2230-0000, announcing as "the single broadcasting service in the Federal Republic of Germany which is not controlled by the government of Western Germany." An excellent musical format

makes it popular among teen-agers, but the station also features propaganda talks and messages for undercover agents.

Deutscher Soldatensender operates on 935 kc., the channel used by the American Armed Forces Network in Berlin. Broadcasts are at 0015-0115, 1200-1245, 1415-1445, and 1730-2030, with western dance music and propaganda talks beamed primarily to armed forces in Western Germany. DX'ers with sharp broadcast-band receivers should try for either or both of these stations during their late evening transmissions.

West Indies. This area now has a club of its own: the West Indian DX'ers Association. They recently published their first



One of our Canadian monitors is Carl Robertson, VE1PE9A, of Wolfville, Nova Scotia (above). Carl's receiver is a McMurdo Silver "Masterpiece II" and his antenna is 100 feet long, 60 feet high. His record: 16 countries verified out of 26 logged.



A newcomer to the SWL'ing hobby, Bruce Hancey of North Logan, Utah, has just assembled a Knight-Kit "Star Roamer." He uses a 50-foot long-wire antenna and a vertical whip for Citizens Band reception.

English-Language Newscasts to North America

All of the stations below specifically beam English-language newscasts to the U.S.A. The times may vary a few minutes from day to day.

COUNTRY	STATION	FREQUENCY (kc.)	TIMES (EST)
Argentina	Buenos Aires	11,780, 9590, 6090	2200, 0100 (Mon.-Fri.)
Australia	Melbourne	17,780, 15,220 9580	2030, 2130, 2230 0745
Bulgaria	Sofia	9700	1900, 2300
Canada	Montreal	15,190, 11,760, 9625 9625, 5970	1800 (E. Coast) 0230 (W. Coast)
Congo (East)	Leopoldville	11,755	1630
Congo (West)	Brazzaville	15,370, 11,930	1430
Czechoslovakia	Prague	11,990, 9795, 7345, 7120, 5930	2000, 2230
Denmark	Copenhagen	15,165 9520	0730 2100
West Germany	Cologne	11,925, 11,795, 9735 9640, 6075 9735, 6145	1010 2040 0000
Hungary	Budapest	9833, 9540, 7305, 6234 9833, 7305, 7215, 6234	1930, 2030 2200, 2330
Italy	Rome	11,905, 9630	1930, 2205
Japan	Tokyo	15,135, 11,780	1900
Jordan	Amman	9560	2000
Lebanon	Beirut	9710	2130
Netherlands	Hilversum	15,425, 11,950 15,425, 11,730	1235 (Tues., Fri.) 1535 (Tues., Fri.)
Netherlands Antilles	Bonaire	9590	2030
Portugal	Lisbon	6185, 6025	2100, 2245
Rumania	Bucharest	11,940, 11,810, 9590, 9510, 6190, 6150	2330, 2200, 2030
Spain	Madrid	11,715, 9615, 6140	2200, 2100, 2000
Sweden	Stockholm	15,195 11,805	0900 2215, 2045
Switzerland	Berne	9665, 9535, 6120 9665, 9535	2015 2315
Turkey	Ankara	15,165	1700
United Kingdom	London	15,300, 11,860 9610, 6195	1100 1700, 1800, 1900, 2100
U.S.S.R.	Moscow	15,180, 15,140, 9730, 9660, 9640, 9630, 9570, 9540, 7360, 7330, 7320, 7310, 7290, 7250, 7240, 7230, 7200, 7150, 7130, 6070 (all channels not in use at any one time)	1730, 1900, 2000, 2100, 2300, 0045
Vatican City	Vatican City	9645, 7250, 5985	1950

bulletin. Membership is primarily intended for any DX'er living anywhere from Bermuda in the north down to Trinidad in the south, including the Netherlands Antilles and the mainland countries of Venezuela, British Guiana, and British Honduras. For further information, write directly to the club at 21 Richmond St., Port-of-Spain, Trinidad.

Some Town, U.S.A. Rebroadcasting of police calls by unqualified persons has long been frowned upon by federal authorities. Such an operation was investigated recent-

ly and found to be conducted by members of a local broadcast-band station who were "experimenting" with an old station transmitter. No criminal intent was found and no charges filed. However, the guilty persons were given a severe reprimand.

Swan Island. The liberation of Swan Island was the noble aim of a group of young men in a large southern city. Headed by a 15-year-old high school dropout, the group boasted their own medical corps, an air force of two Piper Cubs, an arsenal
(Continued on page 110)


UNKNOWN FREQUENCY QUIZ

By **ROBERT P. BALIN**


An unknown frequency can be accurately determined by analyzing the Lissajous pattern it forms when combined with a known frequency. Lissajous patterns can quickly tell you the ratio of the frequencies applied to the vertical and horizontal inputs of an oscilloscope. See if you can do problems 1-10. Ratios and unknown frequencies are given on page 95.

(Hint)

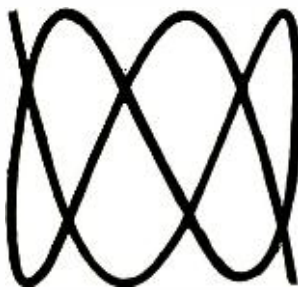
In problem 1, for example, there are three-and-one-half vertical cycles as indicated by the peaks at the top and bottom of the pattern, and two horizontal cycles as indicated by the peaks on either side. This combination or vertical-to-horizontal frequency ratio is 3.5 to 2, or 7 to 4. Therefore, if the vertical frequency is 2800 cycles, the unknown horizontal frequency must be 1600 cycles to produce the pattern shown.




1 V = 2800 cycles; H = ____



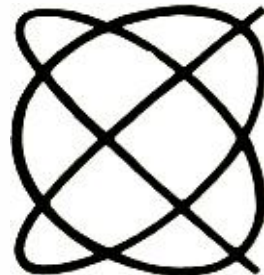
2 H = 500 cycles; V = ____



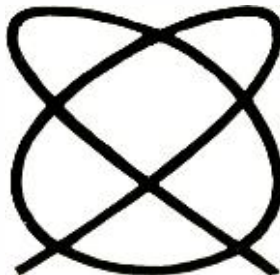
3 V = 1400 cycles; H = ____



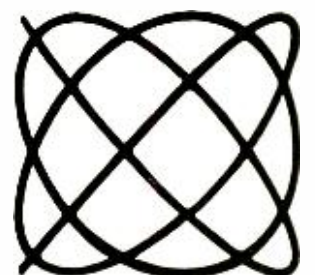
4 H = 240 cycles; V = ____




5 V = 1000 cycles; H = ____




6 H = 60 cycles; V = ____




7 V = 4200 cycles; H = ____



8 H = 120 cycles; V = ____




9 V = 3500 cycles; H = ____




10 H = 900 cycles; V = ____

SOMEONE SHOULD DEVELOP AN EASY WAY TO LEARN ELECTRONICS AT HOME



RCA INSTITUTES DID!

Here is a whole new approach to learning electronics at home! RCA Institutes, one of the nations' largest schools devoted to electronics, has developed a faster, easier way for you to gain the skills and the knowledge you need for the career of your choice. Here for the first time, is a student-proved, scientifically designed way to learn. If you have had any doubts in the past about home training in electronics—if you have hesitated because you thought you might not be able to keep up—or that electronics was too complicated to learn—here is your answer! Read how RCA Institutes has revolutionized its entire home training ideas!



NEW CAREER PROGRAMS BEGIN WITH "AUTOTEXT" INSTRUCTION METHOD!

Start to learn the field of your choice immediately!

No previous training or experience in electronics needed!

With this new revolutionized method of home training you pick the career of your choice—and RCA Institutes trains you for it. RCA's Career Programs assure you that everything you learn will help you go directly to the field that you have chosen! No wasted time learning things you'll never use on the job! The Career Program you choose is especially designed to get you into that career in the fastest, easiest possible way!

And each Career Program starts with the amazing "AUTOTEXT" Programmed Instruction Method—the new, faster way to learn that's almost automatic! "AUTOTEXT" helps even those who have had trouble with conventional home training methods in the past. This is the "Space Age" way to learn everything you need to know with the least amount of

CAREER PROGRAM NOW

Next step may be the job of your choice. Each one of these RCA Institutes Career Programs is a complete unit. It contains the know-how you need to step into a profitable career. Here are the names of the programs and the kinds of jobs they train you for. Which one is for you?

Television Servicing. Prepares you for a career as a TV Technician/Service man; Master Antenna Systems Technician; TV Laboratory Technician; Educational TV Technician.

FCC License Preparation. For those who want to become TV Station Engineers, Communications Laboratory Technicians, or Field Engineers.

Automation Electronics. Gets you ready to be an Automation Electronics Technician; Manufacturer's Representative; Industrial Electronics Technician.

Automatic Controls. Prepares you to be an Automatic Controls Electronics Technician; Industrial Laboratory Technician; Maintenance Technician; Field Engineer.

Digital Techniques. For a career as a Digital Techniques Electronics Technician; Industrial Electronics Technician; Industrial Laboratory Technician.

Telecommunications. For a job as TV Station Engineer, Mobile Communications Technician, Marine Radio Technician.

Industrial Electronics. For jobs as Industrial Electronics Technicians; Field Engineers; Maintenance Technicians; Industrial Laboratory Technicians.

Nuclear Instrumentation. For those who want careers as Nuclear Instrumentation Electronics Technicians; Industrial Laboratory Technicians; Industrial Electronics Technicians.

Solid State Electronics. Become a specialist in the Semiconductor Field.

Electronics Drafting. Junior Draftsman, Junior Technical Illustrator; Parts Inspector; Design Draftsman Trainee Chartist.

To meet specific needs, RCA Institutes offers a wide variety of separate courses which may be taken independently of the Career Programs, on all subjects from Electronics Fundamentals to Computer Programming. Complete information will be sent with your other materials.

LIBERAL TUITION PLAN

RCA offers you a unique Liberal Tuition Plan—your most economical way to learn. You pay for lessons only as you order them. No long term contracts. If you wish to stop your training for any reason, you may do so and not owe one cent until you resume the course.

VALUABLE EQUIPMENT

You receive valuable equipment to keep and use on the job—and you never have to take apart one piece to build another. **New—Programmed Electronics Breadboard.** You now will receive a scientifically programmed electronic bread-

board with your study material. This breadboard provides limitless experimentation with basic electrical and electronic circuits involving vacuum tubes and transistors and includes the construction of a working signal generator and superheterodyne AM Receiver.

Bonus From RCA—Multimeter and Oscilloscope Kits. At no additional cost, you will receive with every RCA Institutes Career Program the instruments and kit material you need to build a multimeter and oscilloscope. The inclusion of both these kits is an RCA extra.

CLASSROOM TRAINING ALSO AVAILABLE

RCA Institutes maintains one of the largest schools of its kind in New York City where classroom and laboratory training is available in day or evening sessions. You may be admitted without any previous technical training; preparatory courses are available if you haven't completed high school. Coeducational classes start four times a year.

FREE PLACEMENT SERVICE

In recent years, 9 out of 10 Resident School students who used the Free Placement Service had their jobs waiting for them when they graduated. And many of these jobs were with top companies in the field—such as IBM, Bell Telephone Labs, General Electric, RCA, and radio and TV stations and other communications systems throughout the world.

SEND ATTACHED POSTAGE PAID CARD FOR COMPLETE INFORMATION, NO OBLIGATION. NO SALESMAN WILL CALL. FREE BOOK INCLUDED. CHECK HOME STUDY OR CLASSROOM TRAINING.

RCA INSTITUTES, Inc., Dept. PE-95
A Service of Radio Corporation of America
350 West 4th St., New York, N.Y. 10014



The Most Trusted Name in Electronics



ON THE CITIZENS BAND

By **MATT SPINELLO**, KHC2060, CB Editor

IN the February edition of this column, we reported that several statewide Citizens Band Radio clubs across the country had formulated plans for organizing a National Congress of Citizens Band Associations. Their ultimate goal is to unite statewide CB Councils which will eventually represent CB'ers on a national scale through a National Congress organized by CB'ers and for CB'ers.

The groups promoting the association feel that when a representative number of state

PROGRESS
ON
NATIONAL
CONGRESS
FOR
CB'ERS

organizations have exchanged ideas and chosen their representatives, a session can be held to discuss the formation of the National Congress along the guidelines of a proposed set of bylaws. Since the initial pro-

posal was announced, nearly a hundred clubs have exchanged correspondence and ideas. It is hoped that a divisional meeting can be held before the end of the year.

The objectives and functions of such an association have been summed up in a letter we received from Bruce B. McMahon, chairman of the National Congress Committee, Washington State CB Association, Incorporated. Excerpts from this letter follow.

"... Because of your article we have been contacted by numerous clubs throughout the United States who are interested in forming such an organization but did not know how to go about it.

"We of the Washington State CB Association, Inc., believe that the only way... CB'ers will be able to achieve true representation at a national level is through local, state, and national organizations. It is true that several national organizations are already in existence but it is felt that they are not representing the CB'ers at large. A chain of command does not exist through which the ideas or requests of individuals or local clubs can be presented... It is also becoming more and more apparent that these organizations are leaning toward commercialism and indi-

vidual profit rather than the interest of the CB'ers.

"To be of any help to the individual CB'er, a national organization must be able to work... at the local level in order to recognize and alleviate problem areas before they have a chance to get out of hand or become cause for alarm... A national organization can accomplish this through its membership states, down to the clubs and to the individual.

"In forming a National Congress it is essential that clubs within each state band together into a State Association, as membership in the National Congress shall be limited to states so organized. It must also be realized and understood that there can be only one association representing each state as any more would defeat the sovereignty of the state association.

"The Washington State Association has formed a committee to help other interested states become organized... It is our intent and purpose to give all assistance available to those states whose clubs are interested in forming an association. As soon as enough states have become organized, we are then prepared to proceed with the formation of the National Congress of Citizens Band Associations..."

The Washington association has published individual sets of the proposed national bylaws, the Washington state bylaws, and a model set of bylaws prepared for local clubs so that the overall structure of the complete organization can be studied. If your club is interested, write to: Bruce B. McMahan, Chairman, National Congress Committee, Washington State CB Association, Inc., P. O. Box 1066, Olympia, Washington 98501.

Flood in Minnesota. Dick Mann reports that CB radio played an important role during recent flooding in Winona, Minnesota, caused by the rising of the Mississippi River. A 24-hour 'round-the-clock CB radio network was established on channel 9 at the local Civil Defense Center in city hall, and all communications during the emergency were directed by CD Communications Chief Roy Evett.

More than 20 mobile CB units were sta-

tioned along an 8-9 mile dike area. All work on the dikes, as well as dispatching of men, sandbags, bulldozers and supplies, was done under the control of CB radio. Once completed, the dikes were patrolled by mobile units until the flood threat cleared.

Also on hand at CD headquarters were amateur radio operators who handled communications between Winona and other cities up and down the Mississippi. Local radio station KWNO also participated with a 24-hour programming setup to relay CD information to the general public. By utilizing CB radio at the emergency site, with relays passed to CD headquarters, and then spread to local and area communities via amateur and AM radio, the three unrelated services established a complete communications warning and alerting system.

CB Lifeline. To Tom Finn, Citizens Band radio is far from a nutty pastime. It's an essential communications lifeline. Tom has been a quadriplegic for almost ten years. His spine was severed in an auto accident when he was 19. In his CB conversations Tom fails to mention that he cannot move the lower part of his body or that he is unable to sit up.

Via CB, Tom has established many friendships, none warmer than with a group of CB'ers who call themselves the "Durdy Dozen," "even though," comments Tom, "they're neither dirty nor are they limited to only a dozen since they have more than 100 members. The members of this club learned of Tom's disability, and when his



CD Communications Chief Roy Evett, 16W3320, is shown manning his CB unit at Civil Defense Headquarters during recent flood emergency at Winona, Minnesota. Roy was on the air more than 400 hours dispatching men and trucks where they were needed.

first CB set began to malfunction, they decided to get him a new one. At CB coffee breaks each member contributed 50 cents to a kitty that eventually presented Tom with a new transceiver.

Tom has only limited use of his fingers and even the seemingly simple task of turning knobs is difficult for him. So, Don Keever, a fellow CB'er, equipped Tom's new Regency rig with levers to replace the knobs. Bob Jacobs, another CB friend, made a switch box control for the microphone which Tom lays on his chest and works with ease. Bob also mounted the microphone on a flexible tube so Tom would not have to hold it.

In addition, members of the "Durdy Doz-



Presenting a new Regency CB radio to quadriplegic Tom Finn are three members of a club called the "Durdy Dozen." They are (l. to r.): Clinton Ginn, W. L. Ritzenberry, and Charles Arieon. Tom's rig differs from the usual CB set in several ways—see text.

RAY-TEL BY **RAYTHEON**



AND



**PERFECT
PAIR...**

**SOLID
STATE...**

**SOLID
STATEMENT**

QUOTE:

Ray-tel, all-transistor C-B radio line, broadest of any in scope, priced to reflect full value at all equipment levels.

This fine line ranges from the sophisticated, full-feature 11-channel TWR-5 intended for personal and business communication systems, to the diminutive 5-channel TWR-7, price and performance peer of all the solid-state mobile radios.

We will be pleased indeed to send you complete details.

Please send details on Ray-tel TWR-5 and TWR-7.

Name _____

Number _____ Street _____

City _____ State _____ Zip Code _____

RAY-TEL

213 E. Grand Ave., So. San Francisco, Calif. 94080
CIRCLE NO. 45 ON READER SERVICE PAGE

en"
hom
that
posi
amb
aut
with
bula

"7
of r
coff
gam
this
T
her
"Th

B
pres
(No
cate
in l
inv
Wes
Ada
Blol
son
P
at \\
bab
Thr
KB
tier,
fina
It w
at t
p.m
for

A
scr
Mil
LaV
was
Bov
tho
the
care
by
an l
field

T
Pet
bab
Pet
The

T
bee:
afte
Sou
ber:
Inc
5:3
to 1
son

hat Tom had been out of his
even times in nine years and
to be transported in a prone
y decided to buy a used am-
earn money they leased an
ervice station and manned it
They soon had their am-

aking a regular gadabout out
Tom. "They took me to a
a Globe-trotter basketball
r wheelchair basketball games
er, Mrs. Earl Finn, sums up
for Citizens Band operators:
derful people."

in Massachusetts. A recent
from the Mount Greylock
ns, Mass.) Mobil-Ears indi-
s group has been highly active
mergency assists. One assist
relaying of messages from
ass., via Plainfield, to North
rch of ambulance driver Pete
2442, who was using his per-
son: deliver a patient, locally.
P ot aware that he was expected
Hospital to transport a blue-
case to a Boston hospital.
assistance of Ruth Stimson,
Plainfield, and George Trot-
8, of North Adams, he was
1 and informed of his mission.
It w close one! Pete was expected
al at 3 p.m.; it was now 1:55
normal two-hour drive ahead
for Adams to Westfield.

A
george Trottier on the local
nn Hartman, KKA8380, and
ary LaVersa, KKA4462. Mrs.
ed the State Police that Pete
way, "in a hurry." A Sgt.
ed all police and other au-
thor the route. Pete was given
o "step on the gas, but drive
e evidently set a new record
two-hour trip in a little over
rived at the hospital in West-
field.
m.

T
lay, those who had assisted
Pet
bab
Pet
The

Wisconsin. More news has
regarding assists by CB'ers
ado in the Northern Illinois/
consin area on April 11. Mem-
ber: Vaukeshia County CB Club,
Iwoc, Wis., were called out at
that fateful Sunday and told
nit 1, Civil Defense of Jeffer-

Several members were first confronted with the removal of trees that had fallen across county roads, blocking all traffic. While they worked with county highway men, sawing and dragging tree limbs and trunks to the side of the road, other club members relieved highway police officers to enable them to enter the more seriously hit areas.

Under the command of CD officials, CB mobiles directed traffic and set up road blocks, as required. A first aid station was also set up by two YL's. Several of the volunteers assisted until noon the following day.

1965 OTCB Club Roster. The following are clubs that have reported to "On the Citizens Band" for the first time. If your club has not been listed in these pages, forward all pertinent information to: 1965 OTCB Club Roster, POPULAR ELECTRONICS, One Park Avenue, New York, N.Y. 10016.

Hartford, Connecticut: Citizens Communication Service. Group is unit of Connecticut Civil Defense authority. Present officers: Donald Boulanger, KBC2291, president; H. W. Little, Jr., KBD3641, vice president; Carl E. Blass, KBD2273, secretary; Orville LaFerriere, KBC7200, treasurer; Charles Lawrence, KBA3756, com-

munications officer. Unit operates weekly communications net.

Fort Lauderdale, Florida: 11-Meters Citizens Radio Club. Club call is KKP5331. Their excellent newspaper is informative and well-written. Club officers are: Lafayette Hart, 7Q0913, president; Deb Gaddy, KKP2901, vice president; Les Vaughn, KKP3933, treasurer; Betty Gaddy, KKP2901, secretary; Irene Hart, KDH0209, recording secretary. Newspaper editor Tom P. Towsley, KKP4600, has nine assistants!

Miami Beach, Florida: Dade County REACT, Inc. Group operates Dade County REACT motorists aid program on U.S. Highway #41 (Tamiami Trail) on week-ends. George Williams, KKP5213, is director of program. Officers are: John Hendry, chairman; Fred Muller, KDH1404, Tomas B. Magnano, KKP4430, deputy director; Sara Muller, KDH1404, secretary; Jerry Escobar, KDH3098, treasurer. The board of directors is made up of Messrs. Dickert, Ditmars, Flaksa, Hendry, and Wood.

Portland, Oregon: The Oregon Grapevine, Inc. Organized five years ago, this club handles communications for a variety of civic functions: Delta Park Rose Cup Race, Ocean Lake Go-cart races; traffic and crowd control for Pacific International Parade; dispatching and operation of CB-equipped

The Turner 454X



Best Home Base Performer Since Babe Ruth!

Here's the finest base station microphone for its price in the world . . . the Turner Model 454X! Clipped frequency response results in extremely high intelligibility in the voice frequencies. Delivers real home run performance on CB, BB, and mobile radio of any kind including single sideband amateur. Response: 300-3000 cps. Level: -48 db. Comes with convenient push-to-talk switch and lever-lock switch for continuous transmission. Model 454X is wired for standard relay switching . . . or get the Model J454X, wired for electronic switching. Put the 454X in *your* line-up. 454X list price, \$26.50. J454X list price, \$29.50.

In Canada: Tri-Tel Associates, Ltd., 81 Sheppard Ave., West, Willowdale, Ontario
Export: Ad Auriema, Inc., 85 Broad Street, New York 4, N.Y.

THE TURNER MICROPHONE COMPANY
946 17th Street N.E.
Cedar Rapids, Iowa

CIRCLE NO. 41 ON READER SERVICE PAGE

NEW PORTABLE

VACU VISE®

WITH FREE GIFT



TO HOLD:
Lightly hold Vacu-Vise in place. Turn down Vacu-Lever with finger-tip.

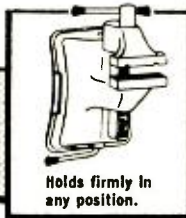
TO RELEASE:
Release Vacu-Lever with finger-tip. Vacu-Vise lifts off.

ONLY \$6.95

NO CLAMPS! NO SCREWS!
ATTACHES INSTANTLY, HOLDS SECURELY

Will not mar furniture or table tops!

For The "DO IT YOURSELF"
For The REPAIRMAN
For The MAN WHO NEEDS
A THIRD HAND



Holds firmly in any position.

You'll wonder how you ever got along before you had the new VACU-VISE with "Super Vacuum" Power that HOLDS... it's like having a third hand anywhere... on the job... right where you need it. No Clamps—No Screws—the Super Vacuum base does it all for you! Just one turn of a Vacu-Lever (use your finger-tip... no strength needed) and VACU-VISE holds firm and fast to any smooth non-porous surface such as Formica, Linoleum, metal, glass, etc. Large 2½" jaws—with "V" grooves hold your work firmly to table top—bench. Completely portable—weighs only 3 lbs.



FREE GIFT

Order immediately and receive FREE a set of Vacu Vise SLIDE ON Rubber Jaws for use when working on fragile or delicate materials.

WARRANTED FOR ONE YEAR!
Will be replaced without charge in the event of any defect arising from normal use.

CONSUMER SERVICE COMPANY
160 Mercer St., New York, N. Y. 10012

Enclosed is \$_____ for _____ Vacu Vise at \$6.95 ea. plus 55¢ ea. for postage and handling. (N. Y. C. residents please add 4% sales tax.) Foreign orders \$1.15 additional.

Name _____ (please print)

Address _____

City _____ State _____ Zip Code _____

Sorry—No Charges or C.O.D. orders. PE 95

vehicles for TV marathon fund drives. Group monitors channel 9 nearly 24 hours a day. Officers include: Dave Beadle, president; Bob Wilkinson, vice president; Cricket Jones, secretary; Jo Rasmussen, treasurer; Curt Fenney, Alan Erickson and Martin DeBois, board members; and H. K. Oberg, publicity.


Winston, Oregon: Douglas CB Radio, Inc. The club call is KFG1572. Unit covers Douglas County, is equipped with a mobile CB bus, and is on stand-by for local and/or area emergency assistance. Search and rescue work is under supervision of Roy Fisher, commander of local CD unit; Art McGuire, president of club; and Loren Costello, secretary and communications director, area CD.

Other clubs reporting: In *Russellville, Alabama*, Franklin County CB Club; in *Chicago, Illinois*, The Four Points Radio Organization; in *Battleground, Indiana*, Hoosier Micro-Watts CB Club, Inc.; in *Fitchburg, Massachusetts*, "23" CB Radio Club; in *Cohoes, New York*, Cohoes Area CB Rebels, Incorporated; in *Clearfield, Pennsylvania*, Clearfield Citizens Band Club; in *San Antonio, Texas*, American Civil Emergency Police; and in *Montreal, Quebec, Canada*, De La Province De Quebec CB Club.

FCC Clarification. The Federal Communications Commission has clarified an important element of the rules regarding CB transmitters that can be switched to reduce power from 5 watts to 100 milliwatts. Use of a power reduction switch is not only permissible, it is encouraged. But a transmitter capable of input power higher than 100 mw. does *not* comply with the requirements of the Part 15 Rules, and must *not* be operated without a license even if the user intends to utilize the equipment for 100-mw. operation only.

I'll CB'ing you,


—Matt, KHC2060



"They're sending aid! What's our zip code?"

PHONE-PLUG-TO-COAXIAL-CONNECTOR ADAPTER

This adapter is useful for mating ordinary PL-55 type phone plugs to coaxial connectors on many types of electronic equipment. Obtain a standard PL-259 coax plug and a UG-176 cable reducer, and cut off $\frac{1}{4}$ " from the shank of the reducer. Solder a short length of $\frac{3}{16}$ "-wide spring brass or bronze strip to the tip of a No. 4 or 5 flathead screw, $\frac{3}{4}$ " to 1" long. Bend this strip into



a stirrup shape to conform to the standard phone plug as shown, then cover with a $\frac{5}{16}$ "-i.d. plastic sleeve. Now insert the assembly in the PL-259 so that it is firmly seated and the screw protrudes through the hollow tip of the plug. Trim and solder the screw. Next, take the shortened reducer and screw it part way into the PL-259. Insert the phone plug as far as possible and rotate the reducer until the tip of the phone plug snaps into place and touches the bottom of the stirrup. After checking final results for continuity, solder the reducer to prevent further turning. —F. W. Chesson

FREQUENCY QUIZ ANSWERS

(Quiz appears on page 85)

- | | |
|--------------------|---------------------|
| 1 7:4, 1600 cycles | 6 4:5, 48 cycles |
| 2 3:2, 750 cycles | 7 7:6, 3600 cycles |
| 3 7:3, 600 cycles | 8 4:3, 160 cycles |
| 4 9:4, 540 cycles | 9 5:7, 4900 cycles |
| 5 5:6, 1200 cycles | 10 8:3, 2400 cycles |

FOR \$99.95
 YOU CAN BUY A CB KIT
 AND SPEND HOURS SOLDERING
 TINY-TINY CONNECTIONS,
 AND POURING OVER DIAGRAMS
 AND LOSING PARTS
 AND SCREAMING AT YOUR KIDS
 OR...

BUY A PACER

(with a transistorized 12-volt power supply)
 and be on the air in seconds!



You've never seen an American made transceiver like this. Pacer not only comes fully assembled, it now includes a solid state 12-volt power supply . . . to increase its efficiency in mobile operation. And to eliminate both vibrator hash and mechanical vibrator noise. Completely. Pacer also includes eight crystal-controlled channels and a 23-channel, tunable, superhet receiver and plenty of other important features like positive squelch control, illuminated "S" meter, spotting switch, ANL, and a quick-change external crystal socket.

Put away that soldering gun. Put your money in a Pacer. Complete with AC and 12-volt DC power cords, mobile mounting bracket, PTT mike \$99.95

NOW . . . GET STARTED IN CB FOR JUST \$74.95

Here's everything you need to get on the air in one low-priced package. Our Mustang features six-channel crystal-controlled transmit, and a 23-channel tunable receiver. Other features include: PTT mike, positive squelch control, ANL, built-in speech clipping. Complete, ready to operate, AC cord \$74.95



METROTEK ELECTRONICS, INC.
 a subsidiary of Regency Electronics, Inc.

7900 Pendleton Pike • Dept. P-9 • Indianapolis, Indiana
CIRCLE NO. 27 ON READER SERVICE PAGE

DYNAKIT high fidelity



SCA-35
stereo amplifier—\$99.95

For the cost-conscious perfectionist

- AMPLIFIERS • TUNERS
- PREAMPLIFIERS

Write for detailed specifications
and impartial test reports

DYNACO INC., 3912 Powelton Ave., Phila. 4, Pa.
Please send specifications and test reports to:

Name

Address

City State

PE-965

CIRCLE NO. 44 ON READER SERVICE PAGE

Olson

* **FREE**

Fill in coupon for a **FREE** One Year Subscription to **OLSON ELECTRONICS' Fantastic Value Packed Catalog—Unheard of LOW, LOW PRICES** on Brand Name Speakers, Changers, Tubes, Tools, Stereo Amps, Tuners, CB, and other Values. Credit plan available.

NAME _____

ADDRESS _____

CITY _____ ZONE _____ STATE _____

If you have a friend interested in electronics send his name and address for a **FREE** subscription also.

OLSON ELECTRONICS
INCORPORATED

405 S. Forge Street Akron, Ohio 44308

CIRCLE NO. 31 ON READER SERVICE PAGE

GRANDMA'S BREADBOARD

(Continued from page 72)

PIC's "Pin-Up" kit (Fig. 12). The chassis is made of heavy perforated metal. Of the currently available breadboards, this one is probably the best suited for mounting heavy components such as power transformers, filter chokes, etc.

Vari-L's "Develoboard" consists of an open metal chassis equipped with a front panel and a phenolic board on which are mounted 35 wedge-type terminals. Volume controls, switches, pilot lamps, and similar components can be mounted on




Fig. 10. Experimental vacuum-type circuit wired with an ETA Model K-100F breadboard kit.




Fig. 11. Control circuit assembled using a Phillips-Advance breadboard.

the chassis or on the front panel. Buckeye breadboards are especially designed for transistor circuits. The kit features both electrically connected and electrically isolated spring-clip connectors. Component leads snap firmly into the connectors.





Fig. 12. Solid-state voltage regulator circuit constructed on a PIC "Pin-Up" breadboard chassis.



Sealectro's "Selectoboard" (Fig. 13), is designed to simplify breadboard tests of switching and crossbar matrixes. Shorting plugs are used for interconnections, although special plugs, including partially insulated types, are available.

Vicon's kit is somewhat unusual in that the "chassis" is a base made of soft, plastic-like material. Circuit leads are simply inserted into the base as shown in Fig. 14. The circuit is wired using lap-solder connections. After a circuit has been completely wired and tested,




Fig. 13. Sealectro's three-deck "Selectoboard" — a basic breadboard kit for switching and programming circuits.

YOUR NEW COPY IS WAITING



FREE! For fun and pride in assembly, for long years of pleasure and performance, for new adventures in creative electronics mail the coupon below and get Conar's brand new catalog of quality do-it-yourself and assembled kits and equipment. Read about items from TV set kits to transistor radios . . . from VTVM's to scopes . . . from tube testers to tools. And every item in the Conar catalog is backed by a no-nonsense, no-loop-holes, money-back guarantee! See for yourself why Conar, a division of National Radio Institute, is about the fastest growing entry in the quality kit and equipment business.

CONAR

MAIL THIS COUPON NOW

CONAR

JA5CA

3939 Wisconsin Ave., Washington 16, D.C.

Please send me your new catalog.

Name _____

Address _____

City _____ State _____ Z-Code _____

CIRCLE NO. 6 ON READER SERVICE PAGE

ELECTRONICS

TRAIN WITH
CONFIDENCE AT
CENTRAL TECH

National
Accreditation

Since 1931

For classroom or home-study training, choose Central Tech! Why? The facts speak for themselves. Central Tech offers ECPD accredited Electronic Engineering Technology and Commercial Broadcast programs. Central Tech and its courses are approved by The National Council of Technical Schools. A.S. Degree awarded. Free placement service with blue-chip companies for graduates. Write today for complete information.

Central Technical Institute

Dept. 0195, 1644 Wyandotte,
Kansas City, Mo. 64108



Central Technical Institute
Dept. 0195, 1644 Wyandotte,
Kansas City, Mo. 64108

Name..... Age.....

Address.....Tel.....

City & State..... Zip.....

Check Interest: Classroom Home Study

AIRCRAFT • POLICE • FIRE AM/FM VHF RECEIVERS

353B covers 26-54 and 88-174 MC in eight overlapping calibrated bands. Advanced circuitry, higher sensitivity, vernier dial drive, large full vision dial. Completely self-contained with internal AC power supply and speaker. Headphone jack for private listening.



353B
\$64.50

348A transistorized tuneable converter. Powered with self-contained battery. Excellent sensitivity. Designed for use with car, home, or portable radios.

Also complete line of crystal controlled converters for monitoring police, fire, aircraft, etc. signals.



348A
\$34.95



316C AUDIO EQUALIZER
\$44.95

Variable equalizer necessary for professional quality recording or playback. Ideal for use between mixer and tape recorder or tape to tape, etc. Write for details or send \$2.00 for LP demonstration record. Covers tape and disc recording techniques. Refunded with purchase.

Order today or write for free information



20 GLENWOOD
CINCINNATI 17,
OHIO

CIRCLE NO. 22 ON READER SERVICE PAGE

a special frame equipped with an output connector is put over the breadboard, and a mixture of epoxy resin potting cement is spread over the circuit and frame, as shown in Fig. 15. Once the




Fig. 14. Components are assembled on Vicon

"Proto-Board" by inserting their leads into the soft material comprising the plastic base.

resin has hardened, the entire circuit board is lifted from the base, and the projecting leads are clipped off.

Choosing a Kit. At this point, you'll probably want to ask, "Which is the *best* breadboard kit?" Unfortunately, there



Fig. 15. This "Proto-Board" circuit can be fitted with a frame as shown and covered with a special epoxy resin compound.

is no final answer to this question. Each kit offers some advantage over other designs for some applications, and disadvantages for other applications. For example, kits using coil spring terminals eliminate soldering, reduce the chances of heat damage to sensitive components, and are easy to use, but are not well suited for assembly of critical VHF or UHF circuits.

However, with such a variety of breadboard kits to choose from, the hobbyist or engineer can afford to pick

DO'S AND DON'TS IN BREADBOARDING

- DO** watch for exposed terminals and leads, especially when working with vacuum-tube circuits which may carry very high voltages.
- DO** avoid accidental shorts. These can easily occur between exposed component leads. Before applying power, check to see that bare leads are not touching each other.
- DO** use rubber-covered alligator clips on all test lead connections to avoid short-circuiting components.
- DON'T** make circuit changes at random just to see what happens. You may damage an expensive part.
- DON'T** leave parts dangling loose. Mount all parts securely on the board, unless you are merely "jumping" the part for test purposes.

and choose to his heart's content to meet individual tastes or needs.

Many experimenters may prefer to obtain two or three different kits to handle a variety of projects. Where cost is a factor, one can budget the smallest kit offered of the type desired, and later purchase additional components and terminals as needed. Refer to the table on page 71, which lists the kits currently available from the various manufacturers, for pricing information and other details. —30—

LIL' DUSKER

(Continued from page 76)

and no other room light—shines on it. Add a microswitch across the photocell, and connect the relay so that increasing light energizes the load (Fig. 7). The microswitch will short out the photocell when pressed.

Here's how the touch control works: While the light is out, the photocell "sees" no light and the relay is not activated. A gentle touch of the switch energizes the relay and the light goes on. The photocell "sees" the light and holds the relay energized. The light stays on. Now, how do you turn the light back off? Just pass your hand between the bulb and the photocell to create a shadow. Presto! The lamp goes out and stays out. —30—

BECOME A RADIO TECHNICIAN For ONLY \$26.95

BUILD 20 RADIO CIRCUITS AT HOME

with the New
Progressive Radio "Edu-Kit"®
ALL Guaranteed to Work!

only
\$26.95
Reg. U. S.
Pat. Off.

A COMPLETE HOME RADIO COURSE

- BUILD**
- 12 RECEIVERS
 - 3 TRANSMITTERS
 - SIGNAL TRACER
 - SIGNAL INJECTOR
 - CODE OSCILLATOR
 - SQ. WAVE GENERATOR
 - AMPLIFIER

- No Knowledge of Radio Necessary
- No Additional Parts or Tools needed Training Electronics Technicians Since 1946
- Excellent Background for TV

FREE SET OF TOOLS, PLIERS-CUTTERS, TESTER, SOLDERING IRON.

WHAT THE "EDU-KIT" OFFERS YOU

The "Edu-Kit" offers you an outstanding PRACTICAL HOME RADIO COURSE at a rock-bottom price. You will learn radio theory, construction and servicing. You will learn how to build radios, using regular schematics; how to solder and wire in a professional manner; how to service and trouble-shoot radios. You will learn how to work with punched metal chassis as well as the new Printed Circuit chassis. You will learn the principles of RF and AF amplifiers and operate on detectors, rectifiers, test equipment. You will learn and practice code, using the Progressive Code Oscillator. You will build 20 Receiver, Transmitter, Code Oscillator, Signal Tracer, Square Wave Generator, Amplifier and Signal Injector circuits, and learn how to operate them. You will receive an excellent background for TV. In brief, you will receive a basic education in Electronics and Radio, worth many times the small price you pay, only \$26.95 complete.

PROGRESSIVE TEACHING METHOD

The Progressive Radio "Edu-Kit" is the foremost educational radio kit in the world, and is universally accepted as the standard in the field of electronics training. The "Edu-Kit" uses the modern educational principle of "Learn by Doing." You begin by building a simple radio. Gradually, in a progressive manner and at your own rate, you construct more advanced multi-tube radio circuits; learn more advanced theory and techniques, and do work like a professional radio technician. These circuits operate on your regular AC or DC house current.

THE KIT FOR EVERYONE

You do not need the slightest background in radio or science. The "Edu-Kit" is used by young and old, school and clubs. You will receive Armed Forces Personnel and Veterans Administration for training and rehabilitation. One of the most important aspects of the "Edu-Kit" is the Consultation Service which we provide. We welcome students to send us their problems, whether related to any of the material covered in the "Edu-Kit" course, or encountered in other experiences in the field of electronics.

THE "EDU-KIT" IS COMPLETE

You will receive all parts and instructions necessary to build 20 different radio and electronic circuits, each guaranteed to operate. Our kits contain tubes, tube sockets, variable capacitors, mica, ceramic and paper dielectric condensers, resistors, tie strips, coils, hardware, tubing, punched metal chassis, Instruction Manual, hookup wire, solder, selenium rectifiers, volume controls, switches, etc. In addition, you receive Printed Circuit materials, including Printed Circuit Chassis, special tube sockets, hardware and instructions. You will also receive a useful set of pliers-cutters, professional electric soldering iron, and a self-powered, dynamic Radio and Electronics Tester. The "Edu-Kit" also includes Code Instructions and the Progressive Code Oscillator. You will also receive lessons for servicing with the Progressive Signal Tracer and the Progressive Signal Injector, a High Fidelity Guide, FCC Amateur License Training, and a Quiz Book.

All parts, components, etc., of the "Edu-Kit" are 100% unconditionally guaranteed, brand new, carefully selected, tested and matched. Everything is yours to keep. The complete price of this Practical Home Radio and Electronics course is only \$26.95.

TROUBLE-SHOOTING LESSONS

You will learn to trouble-shoot and service radios, using the professional Signal Tracer, the unique Signal Injector, and the dynamic Radio and Electronics Tester. Our Consultation Service will help you with any technical problems.

J. Sasattis, of 25 Poplar Pl., Waterbury, Conn., writes: "I have repaired several sets for my friends, and made money. The 'Edu-Kit' paid for itself. I was ready to spend \$240 for a course, but I found your ad and sent for your kit."

FREE EXTRAS

- Set of Tools • Radio Book • Radio and Electronics Tester • Electric Soldering Iron • Pliers-Cutters • Tester Instruction Book • Quiz Book • TV Book • Membership in Radio-TV Club • Consultation Service • FCC Amateur License Training • Printed Circuitry • Certificate of Merit • Valuable Discount Card
- UNCONDITIONAL MONEY-BACK GUARANTEE —

ORDER FROM AD—RECEIVE FREE BONUS RADIO & TV PARTS JACKPOT WORTH \$15

- "Edu-Kit" Postpaid. Enclosed full payment of \$26.95.
- "Edu-Kit" C.O.D. I will pay \$26.95 plus postage.
- Send me FREE additional information describing "Edu-Kit."

Name _____
Address _____

PROGRESSIVE "EDU-KITS" INC.

(ATT: S. GOODMAN, M.S. IN ED., PRES.)

1186 Broadway Dept. 647D Hewlett, N. Y. 11557

CIRCLE NO. 32 ON READER SERVICE PAGE

PROVEN SUCCESS TRAINING

Find out about B.I.T.'s "Planned Program of Instruction" which gives you . . . Personal Advisory Service, Well-paying Job Placement, Financial Aids plus other benefits in ONE YEAR OR LESS OF RESIDENCE TRAINING.

-----Write for Literature TODAY!-----

Tell me how I can join America's fastest growing industries and invest in my future in one year or less. I am interested in the courses below.

B. I. T.	<input type="checkbox"/> Air-Conditioning	<input type="checkbox"/> Radio & TV	<input type="checkbox"/> Basic Electricity
	<input type="checkbox"/> Refrigeration	<input type="checkbox"/> Drafting	<input type="checkbox"/> Electronic Technician
	Name _____	Age _____	
	Address _____	Phone _____	
	City _____	State _____	

Bailey INSTITUTE OF TECHNOLOGY
1930 S. Vandeventer • St. Louis, Mo. • PR 1-4307

So what else is new?

THE BROWNING RAVEN CB MOBILE UNIT!

Transmitter has:

100% peak limited plate modulation.
Opto-electronic automatic compressor.

Receiver has:

Sensitivity 0.2 uv for 10 db of quieting.
Adjacent channel rejection 80 db down.

Plus:

Two Nuvistor cascode front end.
All 23-channel crystal control transmit and receive.
No synthesized circuits.
Twelve tubes (19 functions); two transistors and five diodes. Luxury appearance. Covered with black vinyl in leatherette finish. Truly compact. Only 4" high by 10¾" wide by 8" deep.

See the Raven at your franchised Browning Service Center now or write for complete literature and specifications.



DEPT. PE-9, 1269 UNION AVENUE, LACONIA, NEW HAMPSHIRE 03246


CIRCLE NO. 4 ON READER SERVICE PAGE

100

LETTERS (Continued from page 12)

"Big TC" Wins First Prize Twice

■ My son, Joseph, built "Big TC" (July, 1964) for his seventh grade science fair. Here he is shown exciting a fluorescent tube. His "Big TC" used a 12,000-volt neon sign transformer; a 12" 15-turn primary coil; a linoleum shipping tube for the secondary coil form; aluminum foil on the capacitor; and plastic popsicle freezer forms for the spark gap mounts. No awards are given in St. Joseph schools, but Joe's project attracted



much attention and caused considerable interest among visitors. Joe is 13 years old, and is attending Bliss Junior High. He has been seriously interested in electronics since he was seven years old. Just thought you might like to hear about another young boy growing up in the field of science.

D. E. ANDORFER
St. Joseph, Mo.

■ I built "Big TC" and entered it in our science fair. Much to my surprise I found a First Prize dangling on my capacitor and got my picture in the newspaper. I used a 9000-volt transformer which someone gave me, and made an oversized capacitor as described in your October, 1964, issue, page 12. The project cost me about \$8 and was a lot of work, but it was worth it.

GLENN RICHARDS
Yonkers, N.Y.

OUT OF TUNE

Annual Report on CB Equipment (August, 1965, page 69). The mysterious second unit "to be announced shortly" by Browning Laboratories, Inc., in addition to the "Raven" was mistakenly identified as CB equipment. It will be a public address amplifier. —50—

POPULAR ELECTRONICS

ASSIST

(Continued from page 38)

National Radio Model HRO-60 receiver. Coil sets needed. (William P. Stiles, 2201 Linden Ave., Middletown, Ohio 45042)

Precision Apparatus Model 612 tube tester. Operating manual and special instructions wanted. (L. Vaksman, 5855 Drexel Rd., Phila., Pa. 19131)

Philco Model 39-4791 TRF receiver; tunes 550 kc. to 18 mc. Schematic and servicing information needed. (Earl W. Rapp, 25469 Pennie Rd., Dearborn Heights, Mich. 48125)

Collins Model 32RA transmitter, series 8, circa 1942. Instruction manual and three plug-in tuning units needed. (William N. Meppen, Nassau, N. Y. 12123)

RCA Model CRV-46147 receiver, circa 1954; tunes 0.5 to 1.0 mc. Navy technical manual needed. (Bob Troller, 14509 Fern Ave., Lancaster, Calif.)

EICO Model 400 oscilloscope. Power transformer needed. (H. E. Lange, 1043 E. 70 St., Long Beach, Calif. 90805)

Supreme Instruments Model 563 audio oscillator, ser. 1845. Schematic and alignment instructions needed. (T. E. McLaughlin, R. D. 2, Nassau, N. Y. 12123)

Dumont A/R "Range Scope," type 256-B, ser. 772. Schematic & operating manual needed. (Orville H. Huish, 479 Chestnut Ridge Rd., Hubbard, Ohio 44225)

Rider Perpetual Trouble Shooters Manuals Volumes 1 to 5. (Gerald C. Bowen, Route 3, Box 211, Shelby, N. C.)

Westinghouse "Aerolia Sr." receiver and "Aerolia" two-stage amplifier. Schematic and WP11 tube needed. (James Doughty, 1 1/2 Ulebbler Pl., Texarkana, Ark.)

Federal Mfg. & Engrg. Model LP-5 r.f. oscillator, type CPD-60006-A, circa 1945. Schematic, power cord and operating manual needed. (E. Duree, Box 267, Laytonville, Calif. 95454)

RCA Victor Model 220 receiver; tunes 510-3500 kc. Schematic, speaker data, and year of manufacture wanted. (Terry Zirney, Box 86, Roberts, Ill. 60962)

Hickok Model 560 (SPL) tube tester. Roll chart, schematic, and information to test current tube types needed. (Harry E. Kraus, 147 W. Beamer, Woodland, Calif. 95695)

Silvertone Model 1830 receiver, circa 1934. Variable capacitor needed. (John Uhl, 176 W. Main St., Rochester, N. Y.)

Truetone Model 147 receiver, ser. 398038, circa 1942; tunes BC and s.w. from 1.8 mc. to 15.7 mc. Schematic and list of parts needed. (Steven Jeske, Route 3, Box 173, Buffalo, Minn. 55313)

Hallicrafters Model 540-A receiver; tunes 0.54-44 mc. on 4 bands. Schematic and operating manual wanted. (Charles J. Beaumont, 439 Central Ave., Brooklyn, N. Y. 11221)

Crosley Model 51 receiver, ser. 31889E; has 2 tubes; tunes s.w.; is battery-operated. Diagram and tubes needed. (Stanley Bazylar, 8177 11 Mile Rd., Warren, Mich. 48093)

Philco Model 87 receiver, circa 1928; tunes 550-1500 kc.

Supreme Model 546 oscilloscope. Schematics or service information needed. (Thomas A. Berry, Box 338, Lot 38, Niceville, Fla. 32578)

Grunow Model 1541 receiver; has 15 tubes; tunes 55 kc. to 70 mc. on 4 bands. Schematic and operating instructions needed. (Fred Fischer, 2406 W. Lapham St., Milwaukee, Wis. 53204)

BC-342 receiver, circa 1943. Case needed. (Claude Hodge, Box 202, Holcomb, Mo.)

Packard Bell Model 166611 receiver, ser. 4SA16334; has 8 tubes. Tube numbers, schematic, and tube layout needed. (George T. Wiser, 123 E. 3rd N. St., Anthony, Idaho 83445)


Tubes (6K7, 6N7, 6L7, 6B8, 6F6, 6J5) needed. (Rick Patterson, 1547 Indianola Ave., Akron, Ohio 44305)

Bendix Model 0636BA receiver; has 6 tubes. 14A7GT and 35A5GT tubes needed. (Gerald Georgopolis, 75 Cross St., Lawrence, Mass. 01841)

World Radio Labs. "Globe Scout" receiver; tunes 80 to 10 meters. Schematic, plug-in coil, and crystal data needed. (Mike Webster, RD 2, Central Square, N. Y. 13036)

September, 1965

SCR Thunderbolt



It's Delta's new Series 112, Mark 10 SCR Capacitive Discharge Ignition System, the true electronic solution to major problems of engine operation.

You read about it in the October 5 edition of Electronics, and the November issue of Electronics World. These earlier models have undergone millions of miles of field testing from Cape Town to Fairbanks.

Now, from Delta, the original designer of the famous Thunderbolt Mark 10, comes a radically improved, high performance model, offering new levels of performance and economy. Series 112, with its higher energy output and improved circuitry, easily outperforms any other ignition system, regardless of cost.

AND, the Mark 10 DeltaKit can give you the fun of making this system yourself, with it's easy to follow instructions.

BOTH units available in 6 or 12 volt, positive or negative ground. A Delta Exclusive! Specify automobile year and model with order.

Assembled Unit MARK 10 DELTAKIT
\$49.50 \$34.95

from dealers or factory available ONLY from factory
Dealer and distributor inquiries invited

DELTA PRODUCTS Box 974
Grand Junction, Colo.

Enclosed is \$_____ Ship Prepaid— C.O.D.
Please send:

- Mark 10 Assembled at \$49.50
 - Mark 10 DeltaKit at \$34.95
- SPECIFY— Positive or Negative— 6 or 12 Volt

Car Year _____ Make _____

Name _____

Address _____

City _____ State _____

CIRCLE NO. 7 ON READER SERVICE PAGE

hallicrafters new CB-12 citizens
band transceiver gives you

**maximum
effective
range**



**greater talk power... far less
noise... 12 channels... only \$179.95!**

Dual conversion receiver • Sensitivity
less than 1 μ v. for 10 db/SN • Jack for
external speaker or "loud hailer" • Full-
time noise limiter • 3.5 watts audio out-
put • Insignificant battery drain • Illumi-
nated channel selector • All-solid state



Write today for full
specifications.

hallicrafters

Dept. 4, 5th & Kostner Aves., Chicago, Ill. 60624

"Quality through Craftsmanship"

CIRCLE NO. 12 ON READER SERVICE PAGE

TAPE RECORDER



(liquidation stock)

\$8.99

Liquidation of our
special purchase of
tape recorders com-
plete with excellent
2 1/2" speaker and
microphone. A \$20
value. This production left over

from giant national department store promotion where
recorders were taped with a message to give to passing cus-
tomers. Comes complete with standard 1/4" magnetic tape. Use
for messages, rig with remote control invisible thread for detec-
tive work. Has unique endless loop feature. Hide anywhere, con-
ceal in toy animal and let it make outrageous remarks to guests.
Hundreds of uses. While they last. Send \$1 deposit for C.O.D.
14-Day Money Back guarantee.

MISSION LIQUIDATORS,

P.O. Box 4187, San Fernando 29, California

EARN Electronics DEGREE

You can earn an A.S.E.E. degree at home. College level HOME
STUDY courses taught so you can understand them. Continue your
education, earn more in the highly paid electronics industry. Mis-
siles, computers, transistors, automation, complete electronics. Over
27,000 graduates now employed. Resident school available at our
Chicago campus—Founded 1934. Send for free catalog.

AMERICAN INSTITUTE OF ENGINEERING & TECHNOLOGY
1137 West Fullerton Parkway, Chicago 14, Ill.

PHASING SPEAKER SYSTEMS

(Continued from page 66)

Repeat this process with speakers C and D in the other cabinet. If there are more than two speakers in the second enclosure, compare them, one at a time, with speaker C.

Phasing the Enclosures. Once all the speakers have been phased in each enclosure, phase one enclosure with another in the same manner. It is important that you be located where you normally listen to your system, and that the enclosures be positioned in their normal setup. Reverse leads 7 and 12, as shown in the diagram, and listen for the louder sound. As before, the louder sound indicates an in-phase condition.

One word of caution: know your amplifier before you attempt to disconnect or short out the speakers. On some amplifiers you can turn down a level control or adjust a balance control to quiet a string of speakers; on other amplifiers you can short out one or more speakers with a jumper; and in some cases you can disconnect the speakers. The safest course to follow is to substitute a proper resistor for the speakers to act as a dummy load. Avoid running an amplifier with no load, or with a shorted load.

A quick dummy load can be improvised from a 1000-watt or a 1300-watt heating element; resistance will be on the order of 10 to 14 ohms. Such elements can handle all the power output from your amplifier. A toaster, iron, or broiler will do nicely. -50-



"Have you tried speaking to this neighbor who plays the 1812 Overture at full volume all night?"

PARTS PROFILES

(Continued from page 58)

nuts and bolts. "Pop" rivets can be set blind (from one side of the work) and require no bucking or backup. They can be removed by drilling.


By now, you've probably seen "Pop" rivets in most of the hardware stores and some of the electronic distributors, under trade names of United, Rivetall, and one or two others. Perhaps you have wondered just what good they would be for electronics work. Well, there are some nut locations that even a plastic nut starter can't get to, particularly if you are doing some replacement work deep inside an already wired chassis. This is a snap for "Pop" rivets.

They look like an eyelet with a nail stuck through it. You insert the eyelet end into the work from the finish side after drilling a #30 or an 1/8" hole (a #30 drill is recommended). A riveting tool is used to grab and pull the nail end to set the rivet. When the eyelet is properly clinched, the nail portion snaps off with a loud pop, completing the operation.

You can use these rivets to hold down

parts or assemblies that won't be taken apart too often, such as transformers, tube sockets, terminal strips, chassis brackets, mounting clips, ground lugs, etc. Even more important, the rivets make equipment "child-proof" if covers are riveted in place. Back-up plates are available to reinforce, if necessary, a riveted section of thin sheets of aluminum, or other soft metal. Metal washers (1/8" i.d.) serve the same purpose, and are less expensive. Long rivets are available for fastening parts to heat sinks, or riveting wood or fiberglass panels.

The riveting tool is a one-time purchase. ("Pop" rivets, 25 for 49 cents. Rivet tool, \$4 to \$6 at distributors or hardware stores.)



NOW — BUILD ANY CIRCUIT IN ONLY 2 EASY STEPS WITH VEROBOARD KIT MODEL BK-6

NO MORE ETCHING, WIRES OR TERMINALS!

Now — for the first time you can build circuits for ANY electronic project faster, easier and more economically than ever before and achieve real professional results.


Veroboard* is the newest, most advanced method of circuit construction yet developed — with Veroboard you design your component layout directly on the board and solder... that's all there is to it!

This all-new Veroboard kit contains 6 Universal wiring boards and spot face cutter with instructions for use.

Order your kit today — save hours of construction time.

AVAILABLE FROM LEADING DISTRIBUTORS OR DIRECTLY FROM VERO ELECTRONICS.

*Patented



STEP NO. 1

Layout components on the back (plain) side of the Veroboard across the copper strips inserting leads into appropriate holes. You have now connected your components as required using the copper strips as your interconnectors. Leads may be soldered directly to the strips using a light, printed circuit type iron. Careful soldering will enable you to remove components and replace them if required.



STEP NO. 2

Break the circuit where required by breaking the copper strips with the Vero spot-face cutter provided in your kit. The cutter is a precision, hardened steel tool which has a pilot pin that fits into any hole, and two cutting edges. Simply turn the cutter several times and the copper strip in the area of the chosen hole will be removed. Your circuit is now complete.

TO: VERO ELECTRONICS INC.

48 ALLEN BLVD., FARMINGDALE, N. Y.

PLEASE SEND VERO BK-6 KIT. I AM ENCLOSING CHECK (OR MONEY ORDER) FOR \$5.95.

NAME _____

ADDRESS _____

ZIP _____

CIRCLE NO. 42 ON READER SERVICE PAGE

LEARN ELECTRONICS



**THE
NEW
PRACTICAL
WAY**

and build yourself this stereo radio!

All parts and material supplied FREE with lessons. Amazing, easy new method of learning by doing, developed by a great international correspondence school. Start training now for an important new career.

- 3** great courses
- Radio Electronics
 - Transistors
 - Basic Electricity

SEND NOW FOR FREE COLOR BOOKLET



**INTERCONTINENTAL
ELECTRONICS SCHOOL**

U.S.A.: P.O. Box 546, Burlington, Vermont
Canada: 9100 St. Lawrence Blvd., Montreal 11, Que.

NAME

ADDRESS

CITY PROV.

16

CIRCLE NO. 16 ON READER SERVICE PAGE

FOREIGN CURRENCY RATES
for 1-year subscriptions
outside the U.S.A.,
its Possessions & Canada.

(All prices include postage.)

Australian pounds: 2/5	Italian lire: 3,120
Austrian schillings: 130	Japanese yen: 1,800
Belgian francs: 248	Lebanese pounds: 15
Colombian pesos: 65	Mexican pesos: 62
Danish kroner: 35	New Zealand pounds: 1/16
Dutch guilders: 18	Norwegian kroner: 36
English pounds: 1/16	Pakistan rupees: 24
Finnish new markka: 16	Philippine pesos: 20
French francs: 25	Portuguese escudos: 144
Greek drachmas: 150	South African rands: 3.50
Hong Kong dollars: 28	Spanish pesetas: 312
Indian rupees: 24	Swedish kronor: 25
Irish pounds: 1/16	Swiss francs: 22
Israeli pounds: 14	Venezuelan bolivares: 22
West German marks: 20	

Mail order with remittance to:

POPULAR ELECTRONICS

Portland Place / Boulder, Colo., U.S.A. / 80311

SOLID STATE

(Continued from page 80)

work with some transistors, and may even stop oscillating altogether if the supply voltage deteriorates even slightly. If there is too much feedback, the transistor may be damaged, or the circuit may "block" at periodic intervals, superimposing an ultrasonic or audio tone on its output.

In the design of r.f. circuits, precautions must be taken to maintain frequency stability under varying conditions. If this is not done, the interelectrode capacity of the transistor will vary with modulation, changes in ambient temperature, or variations in the supply voltage, resulting in a shift in oscillator frequency. To overcome this condition, two techniques can be employed: (1) the use of a circuit in which the internal capacitance of the transistor can be "swamped" by an external fixed capacitor, and (2) "tapping down" on the coil to limit the effects of the transistor on circuit Q.

In circuits using relaxation oscillators, the oscillator frequency is determined by the time constant of an RC network rather than by an LC tuned circuit. In the design of these circuits, the internal resistance of a transistor must be considered, for the resistances may approximate the values of the resistors in the RC network.

We've reached our closing point for this month, fellows, so we'll "30" until next month.

—Lou

PREDICTED CONDITIONS

(Continued from page 77)

broadcasters in the international service are aware that the number of short-wave receivers capable of tuning 19 meters is much greater than those capable of tuning either the 16- or 13-meter bands. Broadcasters interested in reaching the largest possible audience will schedule their transmissions so that this band will be heavily populated.

From sunrise until shortly after noon, most of the broadcasting channels in the 19-meter band will be occupied—some by more than one transmitter. The VOA relay station in Liberia will be using 15,445, 15,360, and 15,270 kc. during the early afternoon and should be audible in North America on one of these frequencies; these transmitters have an output of 250 kw. Rumania will be

FREE!

Mail This Card Today For Your
FREE
1966 Lafayette Catalog 660

LAFAYETTE 1966 Catalog 660



**Now
BETTER
THAN
EVER**

**Over
500
Pages**

Featuring Everything in Electronics for
• HOME • INDUSTRY • LABORATORY
from the
"World's Hi-Fi & Electronics Center"

Use Lafayette's Easy-Pay Budget Plan
No Money Down... Up to 24 Months to Pay
Satisfaction Guaranteed or Money Refunded

STORE LOCATIONS

NEW YORK
Brooklyn
Syosset
Manhattan
Jamaica
Scarsdale
Bronx

NEW JERSEY
Newark
Paramus
Plainfield

MASSACHUSETTS
Boston
Natick

MARYLAND
Mt. Rainier
(Wash. D.C. Area)

Mail the Coupon Today for Your **FREE** 1966
Lafayette Catalog 660

LAFAYETTE Radio ELECTRONICS
Dept. 11-5 P.O. Box 10
Syosset, L.I., N.Y. 11791
Send me the Free 1966 Lafayette Catalog 660

Name

Address

City State

Zip

(Please Give Your Zip Code No.)



Name

Address

City

State

Zip

(Please Give Your Zip Code No.)

Dept. 11-5

Mail This Card Today for Your Friend's
FREE
1966 Lafayette Catalog 660



Friend's
Name

Address

City

State

Zip

(Please Give His Zip Code No.)

Dept. 11-5

Dept. 11-5

LAFAYETTE RADIO ELECTRONICS
P.O. BOX 10
SYOSSET, L.I., N.Y. 11791

PLACE
STAMP
HERE

Dept. 11-5

LAFAYETTE RADIO ELECTRONICS
P.O. BOX 10
SYOSSET, L.I., N.Y. 11791

PLACE
STAMP
HERE

Live Better Electronically With

LAFAYETTE RADIO ELECTRONICS

Mail The Card Today for Your

FREE!

1966 Catalog 660



Shop At The
"World's Hi-Fi &
Electronics Center"
For Widest Selection,
Low Prices

- Stereo Hi-Fi • Citizens Band • Ham Gear
- Tape Recorders • Test Equipment • TV and Radio Tubes and Parts
- Cameras • Auto Accessories • Musical Instruments • Tools • Books

Everything In Electronics For
Home • Industry • Laboratory

Exclusively Yours at Lafayette

A Complete Assortment of Musical Instruments



New! 25-Channel, Solid-State C.B. Transceiver Model HB-600



New! Criterion Hi-Fi Bookshelf Speakers



No Money Down • Up to 24 Months to Pay

70-Watt AM-FM Stereo Receiver, Model LR-800



New! Lafayette U.S. Army-Look-a-Like 2-Way Radio, Model GT-3



New Criterion 1000B — Pushbutton 4-Track Stereo Tape Recorder in Teak Case



Satisfaction Guaranteed or Money Refunded

New! Lafayette Mobil-Ade™ 12-Channel Solid-State CB Transceiver, Model HB-555



50-Watt Solid-State Stereo Amplifier, Model LA-248



New Complete Line of Lafayette TV Antennas



Do A Friend A Favor ...

Have a friend interested in hi-fi or electronics? Send us his name and address and we will send him his own personal copy of the 1966 Lafayette Catalog 660.

FREE! MAIL THE CARD TODAY!

one of the most difficult broadcasters to observe; however, this country will be operating briefly on 15,380 and 15,250 kc. at about 1000 EST. The transmitter on 15,380 kc. will be beamed to Africa and the transmitter on 15,250 kc. will be beamed to India.

25 Meters. Best reception in this band will take place during the afternoon hours, local time, from Europe, Africa, and Asia. The Latins will start pouring in during the early afternoon and will continue to be heard until the evening hours. Ghana, using one of its new high-powered transmitters, should be easily heard on 11,800 kc. with its late-afternoon African-language service. Among the Latins, the Argentine station on 11,710 kc. with a 10-kw. transmitter should be the easiest to find. Haiti will be on 11,835 kc. and Brazil will be on 11,865 kc. with low-powered equipment.

31 Meters. This band will be good for DX from mid-afternoon until the evening hours. Jordan, on 9503 kc., will be a good catch for most SWL's because of its low power. Both West Germany and the Soviet Union have announced possible use of this channel, so you'll probably have to do some digging to catch Jordan under their QRM.

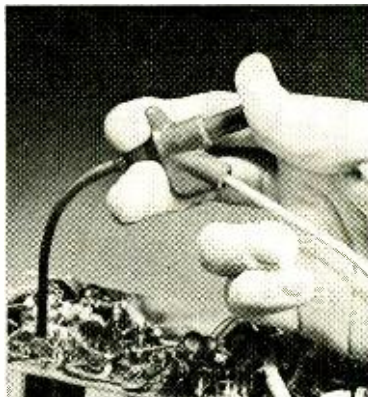
41 and 49 Meters. Both of these bands will continue to produce good DX from sunset to a few hours after sunrise. Tremendous QRM and interchannel interference is to be expected. Practically all international broadcasters have scheduled transmissions in one or both of these bands. By 1966-1967, sunspot activity will have risen to the point where the higher frequency bands will be more useful during the evening hours and crowding on these bands will abate.

Broadcast and Long-Wave Bands. With the seasonal decrease in nighttime static levels, and the increase in nighttime hours, there will be a gradual pickup in the number of DX openings on these bands. As the fall season progresses into late October, some transatlantic and transpacific openings are possible.


-30-

AMATEUR RADIO
(Continued from page 82)

lightning arrester for a "long-wire" antenna. Set the plug gap to about the thickness of a sheet of paper for a receiver and to about 1/16" for a transmitter. The gap should be just large enough for normal line voltages not to arc over. Connect the top of the plug to the antenna, and connect the plug base to a



Clever Kleps 30

Push the plunger. A spring-steel forked tongue spreads out. Like this  Hang it onto a wire or terminal, let go the plunger, and Kleps 30 holds tight. Bend it, pull it, let it carry dc, sine waves, pulses to 5,000 volts peak. Not a chance of a short. The other end takes a banana plug or a bare wire test lead. Slip on a bit of shield braid to make a shielded probe. What more could you want in a test probe?



Available through your local distributor, or write to: **\$147**

rye SOUND RYE SOUND CORPORATION
129 Spencer Place, Mamaroneck, N.Y.
CIRCLE NO. 36 ON READER SERVICE PAGE

FREE STEREO INFORMATION

FM station directory... covers FM stations in U. S. and Canada. Factual equipment test reports. Test reports on tuners, preamps, poweramp/preamps. Find out what the experts think. A complete 36 page catalog tells about tuners, power amplifiers, preamplifiers, preamp/power amp combinations, and tuner preamp. **ALL FREE**

JUST WRITE TO: McIntosh Laboratory Inc.
16 Chambers Street, Binghamton, N.Y. 13903

NAME _____
STREET _____
CITY _____
STATE _____ ZIP _____

25 YRS. RESULTS
THE KEY TO RACING SUCCESS
\$130 → PROFIT
A RACE DAY WITH \$50

Sensational book reveals secrets of 10 world's greatest professional race investors, 25 yrs. actual results included, showing 7 in 10 plays won, and \$130 average race day income with \$50. **BOOK CONTAINS:**
THE WASHINGTON "WANDER" SYSTEM—A **PROVED** FORTUNE SPINNER. Over 20 years were spent finding out exactly why horses lose, and exactly why horses win, and in even further perfecting and improving this wonderful professional backers method.
THE NEW YORK "GOLDEN-DOLLAR" SYSTEM—A sparkling truly "golden" and ingenious method with a really fantastic winning potential. Considered to be the "zenth" of all systems. Invented after many years of the most scrupulous study and painstaking research.
THE IRISH "GOLDEN-SHAMROCK" SYSTEM—A very fine money spinning system which has a terrific appeal because of its ingenious method of selection. The favorite system of the inventor—a professional backer in that country.
THE ENGLISH "IRISH-HELLHOG" SYSTEM—This is a veritable master plan, formerly used exclusively by the English highly successful backer who invented same. A truly wonderful piece of work.
THE GERMAN "BERLIN-BEAUTY" SYSTEM—A very cleverly conceived and well tried method which the professional backer who invented same claims to be the best in the world.
THE ITALIAN "TERAZIO" SYSTEM—A highly ingenious method with an amazing potential of almost limitless winnings. Invented and perfected by the most clever professional backer in Italy.
THE CANADIAN "EL DORADO" SYSTEM—Invented by a professional backer who has been acclaimed a racing genius, this system brings almost unbelievably wonderful results.
THE AFRICAN "WINTER-DIAMOND" SYSTEM—Clever reasoning, countless years of investigation and research has made this system one of the very best in the world.
THE DUTCH "HEAVENLY" SYSTEM—A method with a fantastic winning potential invented by Holland's top professional backer.
THE FRENCH "MAGNIFICENT" SYSTEM—This one too is a real "red hot" and truly "magnificent". The professional backer who invented same claims it to be unbeatable.
 Genuine copyright book supplied only by publishers. Wins at all tracks, horses, harness, dogs. Send coupon for fascinating tree brochure: Hitchings, Box 5715 PE-D, Carmel, Calif.

HITCHINGS, Box 5715 PE-D, Carmel, Calif.
 (Please send Free Brochure)

Name _____
 Address _____
 City _____ State _____

CIRCLE NO. 14 ON READER SERVICE PAGE

good earth ground through a heavy conductor. (A piece of one-inch pipe at least six feet long driven into the earth will serve as a satisfactory ground. Make the connection to it as short and direct as possible.)

Reading Matter. A small booklet (24 pages) with a long title is *A Condensed Manual of Radiotelegraph Operating Procedure and Technique for the Amateur Service*, compiled and published by The Aeronautical Center Amateur Radio Club, Inc., Postal Station 18, Oklahoma City, Okla. 73169. It's hard to imagine any amateur CW operator who couldn't benefit from reading this little booklet. Not every experienced CW operator will agree 100% with everything said in it, but none would deny that if all hams followed the procedures recommended CW operations in the ham bands would improve greatly. Copies are available from the Aeronautical Center ARC for 25 cents each.

If you can read either French or German, you will probably enjoy the colorful bulletin *Der Old Man* published by the Swiss Union of Short Wave Amateurs (USKA). To obtain a copy, send two International Postal Reply Coupons to Public Relations, USKA, Postfach 21, 6020 Emmenbrucke 2, Switzerland.

News and Views

Dan Shames, WB6JYL, reports that the QRP (Low Power) Club has modified its rules to permit high-power stations (over 100 watts) to join as "booster members." Such members will receive the QRP Club *News Letter* and enjoy most of the other advantages of belonging to the club. Full details on regular and booster memberships are available from: K8DZR, 2146 Chesterland Ave., Cleveland, Ohio . . . **Barry Kneabone, WN1CCZ**, RFD #2, Wrentham, Mass., worked 11 states on 80 meters, running less than 80 watts of power his first three months on the air. Then Barry switched over to a 30-watt, home-brew transmitter and quickly ran the total up to 32 states and a "mess" of Canadians. A long-wire antenna and a Lafayette HE-30 completed his Novice setup. A Lafayette HA-90 VFO for the transmitter awaits the arrival of his General Class license, which is expected momentarily . . . Reading between the lines, **Steve Lustgarten, WN0JES**, 4417 N. 78th Ave., Omaha, Nebr., worked close to 45 states in his first nine months on the air, but he has been able to get QSL cards from only 32 of them. When you work him on 40 or 15 meters, you can ask him what he has in the way of equipment; he didn't say in his note.

Roy Moore, WN4YKA, 307 Nunn St., Hazard, Ky., started his radio career as an SWL, holding the P.E. Monitor Registration of WPE4FWH. In two months as a Novice, Roy has worked 20 states with his Heathkit DX-60A transmitter and Knight-Kit R-55A receiver. An 80-meter dipole antenna did most of the radiating . . . Commenting on our remark in the May column about adding a

Get Your First Class Commercial
F.C.C. LICENSE
QUICKLY!

Career opportunities in *communications electronics* are almost unlimited. Prepare now. Let Grantham train you—by correspondence, or by classroom and laboratory instruction. Get your *first class commercial* F.C.C. license in as little as 4 months, or at a slower pace if you prefer. Then continue in more-advanced electronics training if you wish. Diploma awarded. Our catalog gives full details.

Learn how our training can prepare you for your F.C.C. license; write or telephone the School at any one of the teaching divisions listed below, and ask for "Catalog 53."

Grantham School of Electronics

1505 N. Western Av., Hollywood, Cal. 90027
 (Phone: HO 9-7878)

408 Marion Street, Seattle, Wash. 98104
 (Phone: MA 2-7227)

3123 Gilham Road, Kansas City, Mo. 64109
 (Phone: JE 1-6320)

818·18th St., NW, Washington, D.C. 20006
 (Phone: 298-7460)

GMT hand to a 24-hour clock, **Earl Henson, W3ZNF**, R.D., Camden, Del., suggests setting the clock to Greenwich time and adding an extra local-time hand to it. Earl points out that GMT is a must for MARS members and is advisable for all amateurs . . . **Leonard Quimby, WN7COB**, Route 1, Halsey, Ore., is organizing an 80-meter traffic net for Oregon and Washington hams . . . And **Allan C. Shepler, K3WKJ**, 325 S. Liberty St., Orwigsburg, Pa. 17961, has organized the "Eastern Atlantic Teen Amateur Radio Association," which meets on 3840 kc. at 8 a.m., each Saturday . . . **Dennis R. Vernacchia, WB2JDW**, 33 Davenport Ave., Newark, N.J., worked 30 states and three countries—mostly on 40 meters—during his nine-month Novice career. His record is now 49 states and 25 countries. The missing state is Hawaii. Dennis uses a Johnson Viking-1 transmitter to feed an 80-through-10 meter "fan" dipole antenna and receives on a Hammarlund HQ-110A.


Joe Larson, WA9NDV, 410 Lawrence Ave., Rothschild, Wis., made three contacts in his first six months on the air. He then changed antennas and quickly worked 24 states. Now, two days after the arrival of his Conditional license, Joe is looking for a VFO for his Knight-Kit T-60 transmitter. He still receives on a "vintage" Hallicrafters S-53. . . . If you haven't yet sent in data on your high school radio club to the Elkhart High School ARC, Elkhart, Ind. 46514, why not do so now? If you include a stamped return envelope with the data, you'll receive a list of the school radio clubs tabulated so far. **Stan, W9FQN**, the Elkhart High School ARC adviser, has submitted an objection to the FCC's proposal to eliminate 2-meter phone privileges for new Novices in return for a two-year Novice license. He says that combining 2-meter phone operation with the club code and theory classes has resulted in the club graduating several General operators this year. In previous years, when 2-meter phone was not used, an average of only one student a year got his General Class license. Incidentally, one of the new Generals is a YL.

Did you ever hear of a DX man who didn't emphasize the necessity of listening? Here's another one. **Bill Crawley, K1NIT/MM**, *USS Mount Baker (AE-4)*, Fleet Post Office, San

Francisco, Calif., writing from the South China Sea, reports that while in the Tonkin Gulf—rated by the U.S. Navy as one of the world's poorest listening areas—he heard two W6's on SSB working each other across town, running full power, and griping about DX conditions. A VU (India) tried to "break" them eight times before he gave up. Also, a W3 on CW called "CQ DX," and raised a JT1, which is in Zone 23, Outer Mongolia, but the W3 never knew it. He was calling "CQ DX" again before the JT1 stood by! Bill has some advice for QSL'ing Navy "Maritime-Mobile" stations. First, be patient. It often takes over a month for an airmail letter to reach the ship. As for boat mail—just forget it. Second, keep in mind that a sailor usually has a very limited income; so return postage is most appreciated . . . VHF operators in California should be interested in the California State FM Association's Frequency Directory, which lists the frequencies of 50-, 144-, and 420-mc. FM and AM nets in California. To get a copy, send a postpaid return envelope with your request to **Douglas E. Decker, WA6TAD**, 5901 Streamview, Apt. 3, San Diego, Calif. 92115.

Letters, pictures, and club bulletins, as well as your "News and Views" are a big help in preparing your column. We are also interested in learning of your club's plans for code and theory classes for the next year. Send all communications to: Herb Brier, W9EGQ, Amateur Radio Editor, POPULAR ELECTRONICS, P.O. Box 678, Gary, Indiana 46401.

73, Herb, W9EGQ



"You're coming in a little garbled, WA2HDQ . . . Over."

Household current from car, boat, plane 12 VDC Powers 117 VAC TV, phonos, ham rigs, tools, lights, shavers, etc.

FULL 125 WATTS—TOP EFFICIENCY

Electro gives most for the money:

- Advanced solid state design — short-circuit proof.
- Stable frequency for phonos, recorders.
- Battery charge indicator light.
- Simple to use—plug in and turn on!
- First line, Delco 2N441 transistors insure dependability, long life.
- Cords total 12 feet for extra reach.
- Fused for battery and inverter protection.
- Backed by Certified Performance Ratings.

Free Bulletin T1-265


ELECTRO PRODUCTS LABORATORIES, INC.
6125 T WEST HOWARD STREET CHICAGO ILLINOIS 60648

Plugs into 12 volt cigarette lighter socket.
Model T1-100
3½" H, 6¼" W,
6¼" D.

\$39.95 list, complete

NEW ELECTRO TRANSISTORIZED INVERTER

See your electronic, appliance, auto, marine supplier. If he's out of stock—send us his name.



CIRCLE NO. 8 ON READER SERVICE PAGE

A New Dimension...
...IN MUSIC



AVAILABLE
COMPLETELY
ASSEMBLED
OR IN A
KIT FORM

AUDIO-COLOR

Add visual excitement to hi fi or stereo system with AUDIO-COLOR . . . a transistorized unit that can be easily attached to your hi fi, stereo, tape recorder . . . even most radios.

A moving panorama of color casts dancing images on a soft frosted screen as the music plays. Brilliance of light reflects the various volumes as it rises and falls with each beat of the music. AUDIO-COLOR is simple to build . . . screwdriver and soldering iron are all the tools you'll need.

Now you can see your favorite recordings or stereo tapes with the AUDIO-COLOR . . . a real conversation piece for music lovers and electronics enthusiasts alike.

Kit w/walnut finished cabinet \$44.95 Completely assembled unit in walnut finished cabinet \$54.95

Complete instructions included / Shipped Railway Express Collect—Send check or money order to:

CONAR Division of National Radio Institute, Dept. JA5C
3939 Wisconsin Ave., Washington, D.C. 20016

PRACTICAL TRAINING ELECTRONICS ENGINEERING

Fall Classes Starting Sept. 27

EMPLOYMENT ASSISTANCE
WHILE TRAINING
BUDGET TERMS

Supplying industry with Electronic Specialists since 1935.
Write for Free Booklet and complete information.

R.E.T.S. ELECTRONIC
SCHOOLS
1625 E. Grand Blvd. Detroit, Mich.

FREE CATALOG!



148 PAGES • NEARLY 4,000 BARGAINS
OPTICS • SCIENCE • MATH

completely new 1965 edition. New items, categories, illustrations. 148 easy-to-read pages, packed with nearly 4,000 unusual items. Dozens of electrical and electromagnetic parts, accessories. Enormous selection of Astronomical Telescopes, Microscopes, Binoculars, Magnets, Magnets, Lenses, Prisms. Many war surplus items for hobbyists, experimenters. Workshop, factory. Write for catalog.

CLIP AND MAIL COUPON TODAY

EDMUND SCIENTIFIC CO., Barrington, N. J.
PLEASE SEND ME FREE CATALOG "AV"

Name
Address
City State

SHORT-WAVE LISTENING

(Continued from page 84)

consisting of a .22 pistol, a jungle knife, and a Molotov cocktail (one apiece), and plans for a prisoner of war compound, barracks, and heavily fortified islands. When given the information, an official of the Federal Aviation Agency on Swan Island quipped, "I didn't know that we wanted to be liberated." We wonder if the station personnel of *Radio Americas* also realized that they could have been "liberated."

The World. The Foreign Broadcast Information Service's up-to-date *Broadcasting Stations of the World* is now available. For complete information and price, write to the U. S. Government Printing Office, Washington, D. C. 20402.

Current Station Reports

The following is a resume of current reports. At time of compilation all reports are as accurate as possible, but stations may change frequency and/or schedule with little or no advance notice. All times shown are Eastern Standard and the 24-hour system is used. Reports should be sent to SHORT-WAVE LISTENING, P.O. Box 333, Cherry Hill, N.J., 08034, in time to reach your Short-Wave Editor by the fifth of each month; be sure to include your WPE identification, and the make and model number of your receiver.

Angola—Station CR6RS. *R. Clube de Lobito*, 4908 kc., opens on Sundays around 0100 with an anthem and ID in Portuguese. Music usually follows, fading around 0120.

Brazil—Rarely reported is PRL3, a government station operated on 11,950 kc. by the *Ministerio da Educacao e Cultura* in Rio de Janeiro. It has been logged with good signals from 2155 to 2203 s/off.

Bulgaria—*R. Sofia* can be heard at 2100 s/on on 9500 kc. in Spanish to South America. Signals are best when *R. Santo Domingo* is off the air. The N.A. xmsn is now aired only on 9700 kc. at 1900 and 2300.

Canada—Recent frequency and time changes: to Australasia in Eng. at 0230-0330 on 9625 and 5970 kc.; to Africa in Eng. and French at 1330-1500 on 17,820, 15,320 and 11,720 kc.; and to Europe in Eng. for the Canadian Armed Forces at 0100-0130 on 9625 kc. English to N.A. is currently scheduled at 1800-1830 on 15,190, 11,720, and 9625 kc.

Station CBUX, 6160 kc., a relay station of CBU, Vancouver, has changed its call-sign to CKZU. It operates 24 hours daily.

Congo (East)—*R. Leopoldville*, 4741 kc. (but drifting to as low as 4730 kc.) was noted at 2300 s/on on a Saturday with newscasts in Eng., French and native language. Fading took over around 0130. This xmsn represents a move from 4880 kc.

Cuba—Havana's current schedule shows French at 1400-1510 and Eng. at 1510-1640 to Europe on 15,155 kc.; Eng. to N.A. at 2200-2330 and 0000-0100 and French at 2330-0000 on 11,865 kc.; Eng. to South America at 1550-1650 on 15,135 kc.; Arabic at 1530-1610 and French at 1610-1640 to Mediterranean areas on 15,300 kc.; Portuguese to South America at 1800-1900 on 15,340 kc.; and Creole to the Caribbean at 0600-0700 and 2100-2200 on 6060 kc. Other xmsns noted include French to N.A. at 2335-0010 on unlisted 6226 kc.

Ecuador—Station HCAH3. *R. Trebol*, Zaruma. 4916 kc., is audible during the week from 2200 to 2230 s/off (Saturdays to 2300) with a good signal but usually poor modulation.

Formosa—*Voice of Free China*, Taipei. has been observed using a new frequency of 15,125 kc. at 1135 with Arabic and at 1145 with an Eng. ID.

France—A Parisian newspaper gave this complete schedule: to Latin America on 9755 and 11,845 kc. in Portuguese beamed toward Brazil at 1815-1900, in French to 1930, French lessons to 1945, and Spanish to 2145; to Bulgaria in Bulgarian on 9755 and 7160 kc. at 1400-1445; to Canada in French on 17,850 and 15,130 kc. at 1230-1245 (except Saturdays and Sundays, Fridays to 1255); to Spain in Spanish on medium-wave 944 kc. at 1700-1800; to Germany in German on medium-wave 1277 kc. at 1300-1400 (except Sundays), on Sundays at 1340-1430 with French lessons at 1345-1400; to Hungary in Hungarian on 5955 and 9570 kc. at 1315-1400; to Middle East in French on 11,845 and 15,130 kc. at 1030-1045; to Poland in Polish on 9560 kc. at 0500-0600, and Dominical Mass in the Polish Church of Paris on 1376 kc. at 1230-1300 (except Sundays), and on 6145 and 7160 kc. at 1400-1500; to Portugal in Portuguese on 9620 and 7280 kc. at 1400-1430; to Rumania in Rumanian on 7240 and 9755 kc. at 1315-1400 (French lessons on Mondays, Tuesdays, Thursdays and Fridays at 1345-1400); to S. E. Asia on 15,245, 17,720, 17,850, and 21,580 kc. at 0800-0830 in Eng. and to 0900 in French, also at 0830-0900 on 13,95 meters (about 21,500 kc.); to Czechoslovakia in Czech and Slovak on 5955 kc. at 1400-1500; to U.S.S.R. in Russian on 7160, 9620, 11,885, and 15,160 kc. at 1100-1200 with French lessons from 1145 to 1200; to Israel in Yiddish on 9620 and 11,845 kc. at 1615-1635 (except Sundays); to Yugoslavia in Serbo-Croatian on 6145 and 7160 kc. at 1400-1445. The French course is broadcast separately to Great Britain at 1500, to Portugal at 1515, and to Spain at 1530, all on 6175 kc. An listed xmsn has Eng. news on 9700 kc. with s/off at 0030.

Germany (East)—*R. Berlin International* now quotes 9770 and 11,920 kc. to West Coast N.A. at 2245 and 2345, and 9560 and 11,880 kc. to East Coast areas at 2000 and 2130.

Germany (West)—Cologne's current Eng. schedule: 0000-0040 on 6145 and 9745 kc.; 0105-0135 on 11,785, 15,275, and 17,845 kc.; 0345-0440 on 11,925, 15,275, and 17,845 kc.; 1010-1050 on 9735, 11,795, and 11,925 kc.; 1050-1120 on 15,295 and 17,875 kc.; 1115-1210 on 15,275 and 17,845 kc.; 1520-1550 on 9605 and 11,785 kc.; 1610-1700 on 5980 and 9530 kc.; 2030-2150 on 6075 and 9640 kc.; and 2200-2240 on 9530 and 11,795 kc.

Gilbert and Ellice Islands—Station VTW3 is said to operate on 3215 kc. with 300 watts (not 3000 watts as given by some sources), but to date there has been no sign of this station on that frequency or any other.



Three Hallicrafters receivers—an SX-110 plus a standby S-120 and SX-25—are part of the good-looking shack of Paul Slater, WPE1FRT, Medford, Mass. Paul has veries from 42 countries, 21 states.

September, 1965

POPULAR SAMS BOOKS

USE THIS HANDY ORDER FORM

- Color TV Trouble Clues.** Field-tested guide describing types of troubles likely to be encountered, troubleshooting procedures, and proper use of test equipment to speed color TV servicing. Order **COL-1, only** **\$1.95**
- Tape Recorders—How They Work.** New 2nd edition. Fully explains principles of magnetic recording, various types of recorders, mechanisms and components, testing procedures, etc. Best reference book on the subject. Order **TRW-2, only** **\$3.95**
- TV Tube Symptoms and Troubles.** Packed with photos showing typical TV picture troubles caused by defective tubes. Quickly helps to identify which tubes are at fault—an important servicing timesaver. Order **TVT-1, only** **\$1.50**
- Short-Wave Listeners Guide.** Invaluable for the short-wave hobbyist. Complete listings for over 300 short-wave stations by country, call letters, frequency, power, and broadcast time. Order **SLG-1, only** . . . **\$1.25**
- Transistor Ignition Systems Handbook.** Clearly explains principles, installation, tune-up, and maintenance of these new transistor systems which are revolutionizing the auto industry. Order **ISG-1, only** . . . **\$2.50**
- Citizens Band Radio Handbook.** New enlarged edition. Covers latest CB equipment and circuits, antenna systems, fixed and mobile installations, maintenance and repairs, FCC rules, etc. Order **CBH-2, only** **\$2.95**
- How To Read Schematic Diagrams.** Not only shows you how to read and interpret diagrams, but analyzes each component, its construction, and its circuit purpose and use. Order **RSD-1, only** **\$1.50**
- ABC's of Computers.** Explains in simple terms how computers work and what they do. Covers analog and digital types; describes circuitry, memory devices, programming, etc. Order **ABC-1, only** . . . **\$1.95**
- Second-Class Radiotelephone License Handbook.** Complete study course for elements I, II and III of the FCC exams. Helps you earn the license you need to repair communications equipment, including 2-way mobile radio. Order **QAN-1, only** **\$3.95**
- Color TV Servicing Made Easy.** Full explanation of color principles, circuitry, setup adjustments, and servicing of all color TV sets. Takes the mystery out of servicing color TV. Order **CSL-1, only** **\$2.95**
- 101 Ways to Use Your VOM & VTVM.** Shows you how to get the most from these popular instruments, how to make required connections, how to test properly, how to evaluate results. Order **TEM-3, only** . . . **\$2.00**
- TV Servicing Guide.** Tells you how to apply proper troubleshooting procedures based on analysis of symptoms, illustrated by picture tube photos. Packed with troubleshooting and servicing hints. Order **SGS-1, only** **\$2.00**
- Electronic Gadgets for Your Car.** Practical projects for building a tachometer, transistorized battery checker and charger, spare-tire alarm, and other automotive electronic devices. Order **CAR-1, only** **\$2.95**



FREE Sams Book Catalog

Complete descriptions of more than 300 important books covering every phase of electronics. Send for it today.

HOWARD W. SAMS & CO., INC.

Order from any Electronic Parts Distributor, or mail to Howard W. Sams & Co., Inc., Dept. PE-9 4300 W. 62nd St., Indianapolis, Ind. 46206

Send books checked above. \$ _____ enclosed.

Send FREE Sams Book Catalog.

Name _____
PLEASE PRINT

Address _____

City _____ State _____ Zip _____

IN CANADA: A. C. Simmonds & Sons, Ltd., Toronto 7

CIRCLE NO. 37 ON READER SERVICE PAGE



fired of
hunting for
"needles" in
haystacks
?



FIND THE
PRECISE
AUDIO
ACCESSORY
YOU NEED
FAST!

- Jacks
- Plugs
- Adaptors
- Couplers
- Extension
Jacks
- Speaker
Controls
- "Mini-Mix"—
mixers, etc.

look for the

SWITCHCRAFT®

AUDIO ACCESSORY SELF-SERVICE CENTER

At last! All the confusion and "wait" gone. Fail-Safe quality. Packages factory sealed, precisely labeled by name, type, mating part, price. Guaranteed.

Send for Complete Catalog:

SWITCHCRAFT, INCORPORATED
5563 No. Elston Ave., Chicago, Illinois 60630

CIRCLE NO. 40 ON READER SERVICE PAGE



**ERSIN MULTICORE
5-CORE SOLDER**

BUY IT AT
RADIO-TV
PARTS STORES

EASY DISPENSER
ONLY 69¢

GET INTO **ELECTRONICS**

V.T.I. training leads to success as technicians, field engineers, specialists in communications, guided missiles, computers, radar, automation. Basic & advanced courses. Electronic Engineering Technology and Electronic Technology curricula both available. Associate degree in 29 months. B.S. obtainable. G.I. approved. Start September, February. Dorms, campus. High school graduate or equivalent. Catalog.

VALPARAISO TECHNICAL INSTITUTE
DEPARTMENT PE, VALPARAISO, INDIANA



SHORT-WAVE ABBREVIATIONS

anmt -Announcement	R. -Radio
ID -Identification	s/off -Sign-off
IS -Interval signal	s/on -Sign-on
kc. -Kilocycles	xmsn -Transmission
N.A. -North America	xmtr -Transmitter

Greece—A letter from the Hellenic National Broadcasting Institute, 16 Mourouysi St., Athens, states that the Foreign Service has been discontinued. Another recent letter from the station gives this schedule: Greek only to England and France at 1230-1300 and to N.W. Europe at 1430-1600. all on 11,720 and 15,345 kc.

Greenland—The Voice of Greenland operates two 1000-watt xmtrs at Kook Island, according to a letter from the station. One is on 5980 kc. beamed towards Agmagssalik, and the other on 3993 kc. beamed north-south. The station will be pleased to receive reception reports, which will be answered by personal letters or verification cards.

Iceland—Reykjavik has discontinued operations on the short waves due to technical difficulties.

Iran—Teheran has moved up to 11,750 kc. where it is noted with pop records until Eng. closes at 1530. The station is asking for reports, and continues to give the frequencies as 7125 and 11,730 kc.

Italy—Rome operates to N.A. at 1930 and 2205 on 11,905 and 9630 kc. A new channel in use is 9540 kc., heard from 2035 to 2115 in Italian and beamed to Central and South America.

Lebanon—Beirut has again changed frequency, this time to 9710 kc. We don't have the official new schedule, but monitor reports indicate that the

SHORT-WAVE CONTRIBUTORS

- S. Schmidt (WPE2IXG), Webster, N. Y.
 William Graham (WPE2LMU), Binghamton, N. Y.
 Kenneth Coyle (WPE2LSI), Long Beach, N. Y.
 Robert Kaplan (WPE2MJK), Bronx, N. Y.
 Alan Raylesberg (WPE2MKW), Bayside, N. Y.
 Allan Kachel (WPE2NBH), Flushing, N. Y.
 Bill Hildebrand (WPE2NCG), Maplewood, N. J.
 Dennis McMahon (WPE2NEJ), Brooklyn, N. Y.
 Don Kondoleon (WPE2NGO), North Bellmore, N. Y.
 Alan Coles (WPE2NUT), Leonia, N. J.
 Michael Slattery, Jr. (WPE2NVD), Brooklyn, N. Y.
 Paul Cherry (WPE3IUM), Philadelphia, Pa.
 Grady Ferguson (WPE4BC), Charlotte, N. C.
 Bobby Conder (WPE4HOT), Winston-Salem, N. C.
 Harry Hebb (WPE4HEV), Huntsville, Ala.
 Marion Ely (WPE4HO), Delray Beach, Fla.
 Jack Keene (WPE5BMP), Houston, Texas
 Del Hirst (WPE5CFU), Snyder, Texas
 Jody Coles (WPE5CSW), Houston, Texas
 Stewart Mac Kenzie (WPE6AA), Huntington Beach, Calif.
 Shaler Hanisch (WPE6BPN), Hartford, Conn.
 Charles Matterer (WPE6DGA), San Leandro, Calif.
 Trev Clegg (WPE6FAF), Fresno, Calif.
 Jim Pruitt (WPE7FFK), Silver Creek, Wash.
 Robert Sabin (WPE8DB), Wilmington, Ohio
 Larry Balzer (WPE8MX), Connecticut, Ohio
 James Pozue (WPE9HLL), Fairland, Ind.
 A. R. Niblack (WPE9KM), Vincennes, Ind.
 John Beaver, Sr. (WPE0IE), Pueblo, Colo.
 Howard Wascher (WPE0EGW), Excelsior, Minn.
 Donald Christensen (VE2PE1DF), Montreal, Quebec, Canada
 Richard Langley (VE3PE2CA), Scarborough, Ontario, Canada
 Jack Perolo (PY2PEIC), Sao Paulo, Brazil
 Leo Alster, Rahway, N. J.
 Jerry Batman, Greenville, S. C.
 Barry Boothman, St. Catharines, Ontario, Canada
 Joe Esser, New Kensington, Pa.
 Chuck Gerran, Jamestown, N. Y.
 Eric Johnson, Bloomfield, Conn.
 Andre Matriac, Astoria, N. Y.
 Michael McElhatton, Willow Grove, Pa.
 Wolfgang Schafer, Hamburg, Germany
 R. Nederland, Hilversum, Netherlands
 Sweden Calling DX'ers Bulletin, Stockholm, Sweden

SHORT-WAVE MONITOR CERTIFICATE APPLICATION

ALL radio listeners interested in furthering the hobby of SWL'ing—regardless of whether you DX on the BCB, VHF, TV, SW, or FM bands—are eligible to apply for a POPULAR ELECTRONICS "Certificate of Registration." You must have verified (have QSL cards from) a minimum of five radio stations, of which one was outside the borders of the United States. There is no age limit, or special equipment qualification; the only requirement is that the applicant have a sincere interest in radio communications.

All certificates are filled in and lettered before mailing; they are mailed flat and unfolded. If you want to register and receive your WPE identification sign, fill in the application blank below. Mail with 50 cents in coin (or stamps) to: MONITOR, P.O. Box 333, Cherry Hill, N.J. 08034. (Personal checks will not be acceptable). Canadians should use their own currency, and other applicants not in the U.S.A. should use 10 International Postal Reply Coupons. Allow 4-6 weeks for processing.

(Please Print)	(Do not fill out)
Name	
Street, City and Zone	
State and Zip	
Receivers in use Make Model Make Model	
Age Occupation	
Ham/CB call -letter assignment(s)	
I listen mostly to SW Broadcast Hams CB BCB VHF VLF	
I use the following antennas	
I have QSL cards and countries verified. Check if subscriber to P.E.	
Signature	Date



Power-Packed! Engineered for Rugged Business Use!

FM-40

SONAR BUSINESS RADIO

Excellent performance and dependability provided by the experience and design ability that has made Sonar the leader in business radio. Greater range—Voice-Power designed circuitry • Compact and lightweight • Easily installed in smallest vehicles • Smartly styled for office use • Noise free squelch for crisp communication • Accessory plug for Sonar Call, Selective Calling, H.P. Linear Amplifier • 12 VDC & 117 VAC • Size: 4 3/4" H x 9 1/2" x 11 1/4" L • Wt.: 10 lbs.

SONAR RADIO CORP. 73 Wortman Ave., Brooklyn 7, N.Y.
 Please send me complete information on Business Radio FM-40

Name Dept. 416
 Address
 City State

CIRCLE NO. 38 ON READER SERVICE PAGE

N.A. programs are aired now in French at 2030-2100, in Arabic to 2130, in Eng. to 2200, in Arabic (to West Coast N.A.) to 2330, and in Spanish to 2300. Omnidirectional xmsns are at 2330-0230 and 0915-1320 on 5980 kc. and at 0430-0900 on 9545 kc.

Malagasy Republic—*R. Malgache*, 15,270 kc., is heard from 1101 to 1142/fade with a female in French and a male in English, with rock-and-roll music and frequent ID's given in both languages.

Netherland Antilles—Station P.J.B. *Trans World Radio*, Bonaire, has been heard on 9555 kc. at 2330 in Russian; on 9590 kc. at 2030-2120 relaying the programs of *R. Nederland*, and from 2130 in Dutch ("The Happy Station Program" on Sundays): on 11,785 kc. from 2200 with Eng. in the usual format; on 11,855 kc. at 1000 s/off; at 1940 with "Song Time," and also from 2215; and on 15,220 kc. at 1455-1550 (replacing 15,290 kc.) to West Africa with news, talks, music and variety shows. Send reception reports to *R. Nederland*, Hilversum.

Netherlands—*R. Nederland*, 11,950 kc., Hilversum, transmits at 1455-1550 (replacing 11,970 kc.) in Eng. to Africa with world and home news, music, and a mailbag. The second N.A. xmsn is now being relayed via Bonaire on 9590 kc. at 2030-2120.

Nigeria—*The Voice of Nigeria*, Lagos, has extended its broadcast day by two hours. The new schedule reads: French at 0800-0900 and 1400-1600, Hausa at 0900-1000, Eng. at 1000-1100, 1200-1400 and 1600-1700, and Arabic at 1100-1200. Frequencies: 11,900 kc. at 0800-1100 and 1200-1700, and 15,255 kc. at 1100-1700.

Peru—Station OAX6E, *R. Continental*, Arequipa, is heard on 5930 kc. with native music: s/off weekdays is at 0000. Station OAX7L, *R. Altiplano*, Puno, 5850 kc., was logged from 2020 to 2030 s/off with a theme from Bizet; it is assigned 5809 kc. Station OCX4W, *R. Inca*, Lima, 4763 kc., has returned to the air and is noted after 0100 with Latin American pop tunes, commercials, and frequent ID's. Station OAZ4T, *R. Chanchamayo*, La Merced, listed for 4895 kc., presently is on 4861 kc. with commercials at 2250 and s/off at 2302, using the same musical number as *R. Victoria*, Lima, 6012 kc. Station OBX7C, *R. Onda Azul*, Puno, 4801 kc., features much Peruvian

folkloristic music. This channel is normally blocked by a strong teletype station.

Philippines—The daily schedule (Monday to Friday) of the Far East Broadcasting Co. reads: to Australia, Malaysia, Japan, and Indonesia on 15,300 kc. until 1830, on 15,380 and 17,810 kc. until 2000, on 15,380 kc. until 2200, and from 2100 to 2200 on 9710, 11,740, and 17,810 kc.; to Thailand, Malaysia, Indonesia, and Japan on 15,430 kc. until 0745, on 15,300 kc. until 0400 and at 0645-1030, on 17,810 kc. until 0645, on 11,920 kc. until 0400 and at 0645-0745, on 9710 kc. until 0400, and on 9500 kc. at 0745-1130. The Sunday schedule is essentially the same.

Poland—Warsaw still broadcasts in Eng. to Europe at 1330-1400 and 1430-1500 on 6135 and 7125 kc. as well as at 1530-1600 on 5950 and 7145 kc. The music programs can be heard at 1830-2000 on 7125 and 7270 kc.

Spain—*Radio Nacional de Espana*, Madrid, was noted on 15,425 kc. with IS and s/on at 0615, then news in Spanish to 0630.

Switzerland—Berne's schedule to N.A. is in effect until November 6 and reads as follows: at 2015-2145 (East Coast) on 9655, 9535, and 6120 kc.; and at 2315-0015 (West Coast) on 9655 and 9535 kc.

Syria—Damascus is noted on 15,190 kc. at 1730 s/on, with an ID in Spanish, and then recordings. The signal faded after 1800.

Togo—Lome, 7175 kc., was logged at 0020-0045 s/off with French rock-and-roll; news in French is given at 0030.

Uruguay—An unlisted station is being heard in Spanish on 11,845 kc. around 1930. Annits indicate that the location is Montevideo. Do not confuse this one with Paraguay on 11,850 kc.

U.S.S.R.—*R. Kiev* is scheduled to Western Europe at 1400-1430 on 9760 and 7210 kc., and to N.A. at 1930-2000 on 11,790, 9810, 9680, 9660, and 7180 kc., and at 2330-0000 on 9680, 9660, 9610, and 7180 kc. This schedule is in effect on Mondays and Thursdays only. The 11,790-kc. outlet is noted around 1800 when *R. Kiev* operates as a regional station.

Windward Islands—St. Georges is using a new frequency of 15,100 kc. at 1800-1930, with news, request music, time checks, and features. —30—

DX States Awards Presented

To be eligible for one of the DX States Awards designed for WPE Monitor Certificate holders, you must have verified stations (any frequency or service) in 20, 30, 40, or 50 different states in the U.S. The following DX'ers have qualified for and received awards in the categories indicated.

Forty States Verified

John H. Nelson (WPE0AYH), Newton, Iowa
 Richard E. Walters (WPE6CBY), Indio, Calif.
 Edward Mohrman (WPE9FRF), Chicago, Ill.
 Frank L. Wurst (WPE4FFT), Miami, Fla.
 Merritt Cordray (WPE3EXT), Baltimore, Md.
 Larry Rector (WPE3DIG), Pittsburgh, Pa.
 Dennis Reid (WPE6FFD), Morgan Hill, Calif.
 Leonard Coates, Jr. (WPE6EEU), Morgan Hill, Calif.
 J. C. Landin, Jr. (WPE4HHR), Portsmouth, Va.
 Leo Fleury (WPE2KUR), Bronx, N. Y.
 Luther Knight (WPE3DLV), Baltimore, Md.
 Barbara Noble (WPE0ADR), Holyrood, Kan.
 Chris Maher (WPE5CEV), Jackson, Miss.
 Curt A. Cochran (WPE4HDV), Kingston, Tenn.
 Allan B. Tarbell, Jr. (WPE1EKW), Windsor, Conn.
 Reg. Firth (WPE2GFO), Amsterdam, N. Y.
 Allan L. Tirevold (WPE4DBK), Terril, Iowa
 Eugene Bond, Jr. (WPE2JHW), Moorestown, N. J.
 John Kapinos (WPE1AM), Easthampton, Mass.
 Rick Malchetske (WPE9HBT), Menasha, Wis.
 Larry Cotariu (WPE9GPJ), Chicago, Ill.
 Bill Wickboidt (WPE0DET), St. Paul, Minn.
 Jim O'Neil (WPE9HEM), Springfield, Ill.

W. R. Davis (WPE4HYX), Ocala, Fla.
 Stephen Harder (WPE0EBD), Garner, Iowa
 R. Burket (WPE3EKS), Altoona, Pa.
 Tom Spurlin (WPE9DKT), Vandalia, Ill.
 Duane Giese (WPE9FNU), Oshkosh, Wis.
 Louie A. Stober (WPE700), Tigard, Oreg.
 Gene McAvoy (WPE3FSR), Lutherville, Md.
 Chuck Edwards (WPE4BNK), Ft. Lauderdale, Fla.
 Don Barba (WPE2CFP), Brooklyn, N. Y.
 Bill Ruland (WPE2HHU), Mattituck, N. Y.
 W. P. Kilroy (WPE3FOB), Washington, D. C.
 Don Eggert (WPE9FMV), South Bend, Ind.
 Joel Cesnick (WPE2LMZ), New York, N. Y.
 Mike Shannon (WPE9HDX), Appleton, Wis.
 Richard Clinard (WPE4GNV), Madison, Tenn.
 Leonard Prescott (WPE9DIE), Elmhurst, Ill.

Thirty States Verified

Dick Schier (WPE4HIO), Chattanooga, Tenn.
 Tim Bartholow (WPE8HYA), Cambridge, Ohio
 James Peshock (WPE5HQD), Richardson, Texas
 Alex M. McNeil (WPE3GDA), Swarthmore, Pa.
 Robert Wallenhorst (WPE8HFM), St. Bernard, Ohio
 Richard Bender (WPE2MAJ), Hoboken, N. J.

ELECTRONICS MARKET PLACE

COMMERCIAL RATE: For firms or individuals offering commercial products or services. 75¢ per word (including name and address). Minimum order \$7.50. Payment must accompany copy except when ads are placed by accredited advertising agencies. Frequency discount: 5% for 6 months; 10% for 12 months paid in advance.

READER RATE: For individuals with a personal item to buy or sell. 45¢ per word (including name and address). No Minimum! Payment must accompany copy.

FOR SALE

FREE GIANT BARGAIN CATALOG! silicon mesas, planars, duals, darlingtons, medium and high power transistors; integrated circuits: 250mw to 10W zeners, references; top hat, epoxy, stud rectifiers, diodes; silicon control rectifiers, switches; prepacked "POLY PAK" \$1 parts specials. Poly Packs, Inc. P.O. Box 942, Lynnfield, Mass.

GOVERNMENT Surplus Receivers, Transmitters, Snooper-scopes, Radios, Parts, Picture Catalog 20¢. Meshna, Nahant, Mass.

ELECTRONIC Ignition Kits, Components, Free Diagrams. Anderson Engineering, Epsom, New Hampshire 03239.

DIAGRAMS for repairing Radios \$1.00, Television \$2.50. Give make model. Diagram Service, Box 1151 PE, Manchester, Connecticut 06042.

ROCKETS: Ideal for miniature transmitter tests. New illustrated catalog, 25¢. Single and multistage kits, cones, engines, launchers, trackers, technical information, etc. Fast service. Estes Industries, Penrose 18, Colorado.

CB WPE QSL Cards. Samples Free. Radio Press, Box 24, Pittstown, New Jersey.

"SPECIAL! WPE-SWL-CB-QSL cards, 3 colors, \$2.50 per 100—Free Samples. Garth, Jutland, New Jersey."

CANADIANS—GIANT Surplus Bargain Packed Catalogs. Electronics, Hi-Fi, Shortwave, Amateur, Citizens Radio. Rush \$1.00 (Refunded). ETCO, Dept Z., Box 741, Montreal, CANADA.

TV CAMERAS, transmitters, converters, etc. Lowest factory prices. Catalog 10¢. Vanguard, 190-48 99th Ave., Hollis, N.Y. 11423.

WEBBER Labs. Transistorized converter kit \$5.00. Two models using car radio 30-50 Mc or 100-200 Mc, one Mc spread. Easily constructed. Webber, 40 Morris, Lynn, Mass.

JAPAN & Hong Kong Electronics Directory. Products, components, supplies. 50 firms—just \$1.00. Ippano Kaisha Ltd., Box 6266, Spokane, Washington 99207.

CANADIANS, TRANSISTORS AND PARTS. Free catalogue contains reference data on 300 transistors. J. & J. Electronics, Dept. PE, Box 1437, Winnipeg, Manitoba.

ELECTRONIC "GOODIES"—Bonanza surprise package, \$1.00 ppd. Guaranteed satisfaction. DART ELECTRONICS, Box 214, Jericho, N.Y.

TRANSISTORIZED CONVERTER 26-200 MC. Receive signal from 26 to 200 MC (1 MC spread), on broadcast band using car radio, crystal control or tuneable (1 MC spread). Kit \$11.00 pp. Wired \$20.00 pp. Webber Labs, 40 E Morris St., Lynn, Mass.

BUILD TV CAMERA Cheaper Than Ever! Send 10¢ for Details. ATV Research, Box 396, South Sioux City, Nebr. 68776.

COMPONENTS? Kits? Hardware? For catalogue write Trans-Vu-Pacs, Box 267, Chelsea, Mass. 02150.

QSL's BROWNIE W3CJ1 3111A Lehigh, Allentown, Pa. 18103. Samples 10¢ with catalogue 25¢.

GENERAL INFORMATION: First word in all ads set in bold caps at no extra charge. Additional words may be set in bold caps at 10¢ extra per word. All copy subject to publisher's approval. Closing Date: 1st of the 2nd preceding month (for example, March issue closes January 1st). Send order and remittance to: Hal Cymes, POPULAR ELECTRONICS, One Park Avenue, New York, New York 10016.

TELEPHONE VOICE SWITCH: (LS-500), ACTUATES AUTOMATICALLY AND UNATTENDED ANY TAPE OR WIRE RECORDER. PICTORIAL INSTALLATION INSTRUCTIONS INCLUDED. \$23.75. POST PAID USA, WJS ELECTRONICS, 737 North Seward, HOLLYWOOD, CALIF. 90038.

INVESTIGATORS: KEEP IN STEP WITH ADVANCEMENTS IN THE ART OF ELECTRONICS FOR THE PROFESSIONAL. SEND \$1.00 FOR EQUIPMENT BROCHURE. WJS ELECTRONICS, 737 North Seward, HOLLYWOOD, CALIF. 90038.

BUG DETECTOR: WILL DETECT AND LOCATE SURREPTITIOUS TRANSMITTING DEVICES IN CONFERENCE ROOMS, HOME AND OFFICES, ETC. WRITE FOR DETAILS. WJS ELECTRONIC, 737 North Seward, HOLLYWOOD, CALIF. 90038.

DIAGRAMS—SENT AIRMAIL—TELEVISION \$3.00, RADIO 1919-1965 \$2.00. GIVE MODEL. DIAGRAMS, BOX 55, WILLIAMSPORT, PA. 17704.

SAFEGUARD PRIVACY! New instrument detects electronic 'bugs,' wire-tapping and snooping devices. Free information. Dee Equipment, Box 7263-E7, Houston 8, Texas.

COMPUTER MODULES: FLIP FLOPS \$3.00, TWO GATES \$1.75. FREE LITERATURE FOR BUILDING DECIMAL COUNTERS AND COMPUTER CIRCUITS. DIOTRAN, BOX 112, SOMERVILLE, MASS. 02145.

CONVERT Any Television To A Trouble Finding Analyst. Pinpoint Television Breakdowns Fast. Illustrated Plans \$4.50. Woodenshoe, 5004 E. Speedway, Tucson, Arizona.

NEED RESISTORS? Factory fresh, NAME BRAND, 1/2 watt, 10% standard carbon resistors. Any regular value from 10 ohms to 2.2 megohms, \$.05 each! Postpaid. Any quantity assorted. Minimum order \$1.00 TEPCO, Box 508, Tullahoma, Tenn.

HUGE excess inventory of new electronic components. \$1.00 buys \$10.00 worth of top quality resistors, transistors, capacitors, relays, etc. Don't miss this fabulous bargain, send \$1.00 per box to Baker Electronics, R.R. 1, Greencastle, Indiana, for prompt postpaid delivery. Satisfaction guaranteed.

TRANSISTORS—Miniature Electronic Parts. Send for free Catalog. Electronic Control Design Company, P. O. Box 1432K, Plainfield, N.J.

DETECTIVES! Free brochures! Electronic intelligence devices for your needs and budget. SILMAR ELECTRONICS, 3476 N.W. 7th Street, Miami, Fla. 33125.

INVESTIGATORS—Electronic surveillance devices. Price breakthrough on ultra miniature professional devices. Free details. Trol Electronics-PES, 342 Madison Avenue, New York, N.Y.

INVESTIGATORS, FREE BROCHURE, LATEST SUBMINIATURE ELECTRONIC SURVEILLANCE EQUIPMENT, ACE ELECTRONICS, 11500-L NW 7TH AVE., MIAMI 50, FLA.

CITIZEN BANDERS! Get base station Performance with your mobile units. No modifications or soldering necessary. Proven performance. Send for free details or send (\$15.00) to: T. Francis. 15 Park Row, N.Y. 38, N.Y.

CONVERT any television to sensitive, big-screen oscilloscope. Only minor changes required. No electronic experience necessary. Illustrated plans, \$2.00, Relco Industries, Box 10563, Houston 18, Texas.

NEW Supersensitive transistor locators detect buried gold, silver, coins. Kits, assembled models. \$19.95 up. Free catalog. Relco-A33, Box 10563, Houston 18, Texas.

AMAZING NEW electronic miracle transforms your TV room into a Stereophonic Theatre! Free details and Free Gift! Consolidated Acoustics, 1302C Washington, Hoboken, N.J.

110VAC 60cy from car generator. Powers lights, refrigerator, transmitter, receiver, etc. Simple, easy to convert. Plans \$2.00. Tedco, P.O. Box 12098, Houston, Texas 77017.

ACHTUNG! Das machine is nicht fur Gerfingerpoken und mittengraben. Is easy schnappen der Springenwerk, blowenfusen und poppencorcken mit spitzensparken. Ist nicht fur gerwerken by das Dummkopfen. Das rubbernecken sightseeren keepen hands in das pockets. Relaxen und watch das Blinkenlights. This attractive, brass metal plaque only \$2.00 each, ppd. Southwest Agents, Dept. P, 8331 Hwy. 80 West, Fort Worth, Texas 76116.

WALKIE-TALKIE. Construct 2"x1"x1/2" transistorized, long range, 100 milliwatt marvel for \$10. Plans, FREE GIFT, \$2.00. Baker Electronics, R.R. 1, Greencastle, Ind.

"GREAT BUYS" Catalog 10¢, 12VDC 4PDT Sealed Relays, 20,000 OHMS per Volt multimeter new with test leads, battery, leather case \$10.95, wire 1/2¢ Ft. Fertik's, 9th Tioga, Phila., Pa. 19140.

TRANSISTOR Ignition Coils 400:1 Special \$3.95. Two Delco Transistor Cascade Amplifier (15 Amp) in Anodized Aluminum Heatsink, Below Parts cost at \$5.95. 4/10-6/10 80 watt Ballast Resistors, 69 Cents. 6/10 Volt 20 Amp Load Relay with fuse, 99 cents. Complete Kit for 6-12 Volt Negative Ground, \$9.95 postpaid. Orders under \$5.00 Add 50 cents postage. Closeout. All New Merchandise, Supply Limited. Electronic Liquidators, BOX 1946, Grand Junction, Colorado.

WALKIE-TALKIE—Already Assembled. Comes complete with Batteries and Carrying case. Range to 1/2 mile \$10.50 each or \$19.00 Pair. Send money order and save shipping charges. Electronics, 948 Harden, Columbia, South Carolina.

TV CAMERA UNDER \$40.00—completely transistorized space age Flying Spot Scanner—Schematics, Photographs, Plans—\$3.00. Beck, 777 Ruth Drive, Newbury Park, Calif. 91320.

BUY Appliances, Cameras, Watches, etc. at factory prices plus 10%! Free Details! Cam Company, 436-11 Bloomfield Ave., Verona, N.J. 07044.

TREASURE Finders. Transistorized Professional model. Assembled \$35.00. Inquire. Cab Electronics, Box 3071, Chula Vista, Calif.

CB-WPE-QSL CARDS. Same High Quality, Beautiful, Glossy multi-color cards. New **LOW PRICES. 26 SAMPLES**, 25¢. Dick, W8VXX, 19QA0625, Gladwin, Mich. 48624.

NEW Mfrs. Surplus Record Changers B.S.R. stereo cartridge & 45 adapter \$15 each. Changers, Inc., Box 144, Jerome Ave. Sta., Bx., N.Y. 10468.

LASER: Hobbyists, experimenters, amateur scientists. Build your own coherent-light optical laser. Complete instructions, drawings, schematic diagrams and parts list. \$6.00. Same as above, diode laser, \$3.00. Technical Writers Group, Box 5501, State College Station, Raleigh, N.C. 27607.

REVERBERATOR (ECHO) UNIT: Build your own. Complete plans, drawings, schematic and parts list. \$3.00. Use with automobile radio, home radio or record player. Technical Writers Group, Box 5501, State College Station, Raleigh, N.C. 27607.

RADAR: Build your own ultrasonic doppler radar. Detect motion of people, automobiles, even falling rain drops. Transistorized, uses standard small 9-volt battery. Complete plans, drawings, schematic diagrams and parts list. \$4.00. Technical Writers Group, Box 5501, State College Station, Raleigh, N.C. 27607.

TV CAMERA: Build your own. The real thing—no rotating disc. Uses 5 tubes plus videcon tube. Output: 72 ohms, and also any channel 2 to 6. Receive on any TV set without modification. Excellent circuit—good picture. Complete plans, drawings, schematic and parts list. \$6.00. Technical Writers Group, Box 5501, State College Station, Raleigh, N.C. 27607.

STROBOSCOPE: Build your own. Observe wheels, fan blades, gears, etc. while rotating. Uses 2 tubes and neon bulb. Complete plans, drawings, schematic and parts list. \$3.00. Technical Writers Group, Box 5501, State College Station, Raleigh, N.C. 27607.

CIRCUIT Boards, Parts for "Poptronics" projects. Free catalog. DEMCO, Box 16297, San Antonio, Texas 78216.

CLASSIFIED ADVERTISING ORDER FORM

Please refer to heading on first page of this section for complete data concerning terms, frequency discounts, closing dates, etc.

1	2	3	4	5
6	7	8	9	10
11	12	13	14	15
16	17	18	19	20
21	22	23	24	25
26	27	28	29	30
31	32	33	34	35

_____ Words { @ 45¢ (Reader Rate) } = \$ _____
 { @ 75¢ (Commercial Rate) }

Insert _____ time(s) Total Enclosed \$ _____

NAME _____

ADDRESS _____

CITY _____ ZONE _____ STATE _____

Signature _____

WORD COUNT: Include name and address. Name of city (Des Moines) or of state (New York) counts as one word each. Zone or Zip Code numbers not counted. (Publisher reserves right to omit Zip Code if space does not permit.) Count each abbreviation, initial, single figure or group of figures or letters as a word. Symbols such as 35mm, COD, PO, AC, etc., count as one word. Hyphenated words count as two words. PE-965

COIN-COMBER Metal Detector. Sensitive Silicon Transistor Circuit. \$39.95 Assembled. Racom, Box 13469-d, Orlando, Fla.

15 DISTANCE One-tube plans—25¢. "One-tube Handbook"—50¢. Includes Transistor experiments, catalog. Laboratories, 1131-L Valota, Redwood City, Calif.

DIAGRAMS, servicing information; Radio, \$1.00; Television, \$2.00. SUPREME, 1760 Balsam, Highland Park, Ill. 60035.

DIODE TESTER detects opens/shorts, determines polarity and voltage rating—simply connect diode, throw switch, and read PIV directly on meter. 500v capacity unit \$14.95/kit, \$19.95/wired. Plans and theory, \$3.00 (credited to unit purchase). Eichhornchenhugel Electro-technische Werke, 5723 Woodmont Street, Pittsburgh, Penna. 15217.

ONE transistor amplifier and connector, \$1.00. Free Sample, Logic Bulletin, Amplifier #15, 4513 Clara, Bell, Calif. 90203.

CBer's—SKYROCKET your audio output legally. Simplified instructions, \$1.00. Rugby, Box 47, Brooklyn, N.Y. 11203.

AMAZING CONSTRUCTION PROJECTS. Color TV Converter, TV Camera, Electron Microscope, Telephone Answering Machine, Private Eye Tail Transmitter, Police Radar Detector plus legal jammer. Plans \$4.95 each. **SUPER HOBBY CATALOG 10¢.** Don Britton Enterprises, PO Box G, Waikiki, Hawaii 96815.

TRANSISTOR Ignition Coils, \$6.97. Coil, heat sink, and resistor \$10.00. Free brochure and price list. Hall Engineering, 2241 N.W. 33, Oklahoma City, Okla. 73112.

ELECTRONIC SURVEILLANCE DEVICES, low priced, guaranteed quality equipment. Catalog. Fudalla, 448 Spadina Rd., Toronto 10, Ont., Canada.

PARTS, EQUIPMENT, EXPENSIVE? Buy from the cheapest source. List of over 100 electronic parts and equipment distributors, 25¢. No stamps please. EWC Information, 3013 East 9400 South, Sandy, Utah 84070.

MULTIPLEX ADAPTERS, Complete with tubes and instructions \$10.00. Jack Dole, 1823 Exeter, Irving, Texas 75060.

WELDERS 150 Amperes 110/220. \$49.50. Morris, 1070W Inner, Schenectady, N.Y. 12303.

LASERS complete parts line. Instructions and parts list for homebuilt Laser \$10. Wired power supply for above Laser \$100. Flashtubes \$40. Laser crystals \$80. up. HV Capacitors. Frank Catanzaro, 24 East Hill Drive, Cranston, Rhode Island.

WANTED

CASH Paid! Unused tubes, electronic equipment. Barry, 512 Broadway, N.Y.C. 12.

QUICKSILVER, Platinum, Silver, Gold. Ores Analyzed. Free Circular. Mercury Terminal, Norwood, Mass.

ARC-27, ARC-34, ARC-38, ARC-44, ARC-52 ARC-55, ARC-73, ARC-84, RT-220c/ARN-21, APN-22, R-540/ARN-14c, ARN-18, ARN-59, 51X-2/17L-7, 17L-4, RT-68/GRC, Test Sets With ARM, UPM, URM, SG, Prefixes. Top Dollar Paid. Slep Electronics, Drawer 1782D-PE, Ellenton, Fla. 33532.

HAM EQUIPMENT

CBER'S, HAMS, SWL'S! 3-30 MC Preselector kit, \$18.98. Clipper-filter kit, \$10.99; wired \$14.99. GW-10, GW-11, GW-12 Preselector kits, \$8.99, wired \$11.99. Free catalog. **HOLSTROM ASSOCIATES,** P. O. Box 8640-E, Sacramento, Calif 95822.

PATENTS

INVENTIONS; Ideas developed for Cash/Royalty sales. Raymond Lee, 1606G Bush Building, New York City 36.

SURPLUS SATELLITE BATTERIES

99¢ ea.



These Government surplus storage battery cells are alkaline zinc-carbon silver plate type used in satellites and missiles, due to characteristics not possessed by any other battery, i.e.: Lifetime service, constant voltage during discharge, extreme temperature ranges, discharges in any position, compact, high discharge rates (up to 25 times ampere hour capacity), no corrosive fumes, not harmed by moisture, overcharging and freezing.

CELLS ARE 1.25 V. I.A. REGARDLESS OF TYPE. Replace with these cells to operate any equipment using dry or wet batteries where portability, dependability, and ruggedness are requisites. Select cells from list to best fit application.

NICKEL-CADMIUM PLASTIC CASED CELLS:

Case Type	Ampere Hours	Dimensions Height	Width	Depth	Weight (ounces)	Condition	Price
AH-1	4 to 6	6.00	2.00	.5	6	Used*	\$.99
AH-1C	4 to 6	6.00	2.00	.5	6	Used	1.49
AH-1R	4 to 6	6.00	2.00	.5	6	New	1.95
AH-6	6 to 10	3.00	2.125	.9375	8	New	4.95
AH20N	20 to 30	8.125	3.125	1.06	40	Used*	4.95
AH34N	30 to 40	9.375	3.125	1.18	52	Used	9.95
AH60N	60 to 80	11.25	5.00	1.38	104	Used	14.95

Types ending in 'N' are nylon cased; others are acrylic plastic.

NICKEL-CADMIUM STEEL CASED CELLS: Type M 30, size 8875 x 3 x 1.750, Wt. 3 1/2 lbs. 30 AH. Used* \$2.95, New \$5.95 per cell. Aircraft 28 V. Battery made up with 20 of these cells—Used* \$60, New \$125. Overall size 10" x 10" x 10". Wt. approx. 60 lbs.

IRON-NICKEL: Type B-4 Edison, 30 AH, 6 V., battery of 5 cells in hardwood rack. Used—\$25. Overall size approx. 18 x 10 x 6". Approx. wt. 50 lbs.

CHARGER FOR 6 V. OR 12 V. BATTERIES. Charges at 1 amp. Rate which is ideal for all types of cells above or auto batteries. \$4.99 ea.

GUARANTEE: All cells are guaranteed for satisfaction or your money back except cells marked with an asterisk (*) which are sent as received from used Government stocks and not checked before shipping.

Send for free pamphlet.

ESSE RADIO COMPANY

368 S. Meridian St.

Indianapolis, Indiana 46225

CIRCLE NO. 9 ON READER SERVICE PAGE

HIGH FIDELITY

"LOW, Low quotes: all components and recorders. HiFi, Roslyn 9, Penna."

Hi-Fi Components, Tape Recorders, at guaranteed "We Will Not Be Undersold" prices. 15-day money-back guarantee. Two-year warranty. No Catalog. Quotations Free. Hi-Fidelity Center, 1797 (P) 1st Avenue, New York, N. Y. 10028.

FREE! Send for money saving stereo catalog #P9E and lowest quotations on your individual component, tape recorder, or system requirements. Electronic Values, Inc., 200 W. 20th St., New York, N.Y. 10011.

HIGH Quality Music System. Fisher, Scott and Other Components. Will sell Separately. Package Deal \$625.00. Write for Description. Charles Saunders, Box 116, Island Park, N.Y.

MUSICAL INSTRUMENTS

ACCORDIONS, GUITARS, BAND INSTRUMENTS! Save to 50%. Terms. Trades. Free trial. Free catalog. Mention instrument. **MUSIC MART, 5535-PE Belmont, Chicago 60641.**

MOVIE FILMS

RAW COURAGE and **REAR-ENGINE** combine to "take" the '65 INDY "500". See **JIM CLARK** in his **LOTUS-FORD** battle **JONES, ANDRETTI, FOYT** in the fastest INDY ever. Record-breaking qualifications—action-packed racing on 180' 8mm Eastman Color. \$12.95 ppd (add 50¢ for Air Mail). **SPORTLITE "500" FILMS, 20-PE North Wacker Drive, Chicago, Illinois 60606.**

ANTENNAS

INSTALL YOUR OWN TV OR FM ANTENNA—SAVE UP TO \$50! Exclusive FREE booklet reveals secrets of antenna orientation, installation; tells how to get official TV/FM transmission data for your area. Plus prices, specs, of famous Channel Master Antenna Kits. Write: Dept. "E", Jefferson-King, South Fallsburg, N.Y. 12779.

TUBES

BEFORE You Buy Receiving Tubes, Transistors, Diodes, Electronic Components and Accessories . . . send for Giant Free Zalytron Current Catalog, featuring Standard Brand Tubes: RCA, GE, etc.—all Brand new Premium Quality Individually Boxed, One Year Guarantee—all at Biggest Discounts in America! We serve professional servicemen, hobbyists, experimenters, engineers, technicians. Why Pay More? Zalytron Tube Corp., 469-E Jericho Turnpike, Mineola, N. Y. 11502.

TUBE Headquarters of the World! Free Catalog (tubes, electronic equipment) write! Barry, 512 Broadway, N.Y.C. 12.

RADIO & T.V. Tubes—33¢ each. Send for free list. Cornell, 4213 University, San Diego, California 92105.

TUBES "Oldies", latest. Lists free. Steinmetz, 7519 Maplewood, Hammond, Indiana 46324.

FREE Catalog. Electronic parts, tubes. Wholesale. Thousands of items. Unbeatable prices. Arcturus Electronics ZD, 502-22 St., Union City, N.J. 07087.

TAPE AND RECORDERS

TAPE Recorders, Hi-Fi, components, Sleep Learning Equipment, tapes. Unusual Values Free Catalog. Dressner, 1523PE, Jericho Turnpike, New Hyde Park 11, N. Y.

BEFORE Renting Stereo Tapes try us. Postpaid both ways—no deposit—immediate delivery. Quality—Dependability—Service—Satisfaction—prevail here. If you've been dissatisfied in the past, your initial order will prove this is no idle boast. Free Catalog. Gold Coast Tape Library, Box 2262, Palm Village Station, Hialeah, Fla. 33012.

RENT Stereo Tapes—over 2,500 different—all major labels—free brochure. Stereo—Parti, 1616-PE Terrace Way, Santa Rosa, California.

TAPE-MATES MAKES AVAILABLE TO YOU—ALL 4-TRACK STEREO TAPES—ALL LABELS—POSTPAID TO YOUR DOOR—AT TREMENDOUS SAVINGS. FOR FREE BROCHURE WRITE TAPE-MATES CLUB, 5280—P. W. PICO BLVD., LOS ANGELES, CALIF. 90019.

STEREO TAPE. Save up to 60% (no membership fees). We discount recorders, batteries, accessories. We mail prerecorded tape, prepaid, anywhere that United States rates prevail. Free 60 page catalog. Saxitone, 1776 Columbia Road, Washington, D.C. 20009.

RENT 4-TRACK STEREO TAPES—Narrow it down, it has to be TRIMOR—Goodbye to partial satisfaction—Service and Dependability our keynote—**ALL LABELS** and **TITLES BROCHURE** and **TAPE CATALOG.** TRIMOR Company P. O. Box 748, Flushing, N.Y. 11352.

TAPE RECORDER SALE. Brand new, latest models, \$10.00 above cost. Arkay Sales, 1028-C Commonwealth Ave., Boston, Mass. 02215.

PLANS AND KITS

TAPE transport. NAB recording studio quality. Build yourself for amazingly low cost. Detailed plans \$5.00. Free particulars. Pepke Laboratories, 309-B West 19 Street, New York, N.Y. 10011.

REPAIRS AND SERVICES

TV Tuners rebuilt and aligned per manufacturers specification. Only \$9.50. Any make UHF or VHF. We ship COD. Ninety day written guarantee. Ship complete with tubes or write for free mailing kit and dealer brochure. JW Electronics, Box 51C, Bloomington, Indiana.

CB RADIO Service. Complete repair and alignment. FCC licensed Technicians. Whitmore Electronics, 3240 Machado Ave., Santa Clara, Calif. 95051.

ELECTRICAL SUPPLIES

DC POWER Components, Transformers, Meters, Voltage Controls, Selenium and Silicon Rectifiers, 100 Amp. \$39.00 Assemble your own Plater and Save! Send \$1.00 (refundable) for Parts list and Simplified Schematics. H.B.S. Equipment Division 3, 3543 East 16th Street, Los Angeles, Calif. 90023

INSTRUCTION

LEARN While Asleep, hypnotize with your recorder, phonograph. Astonishing details, sensational catalog free! Sleep-Learning Association, Box 24-ZD, Olympia, Wash.

FCC License in 6 weeks. First Class Radio telephone. Results Guaranteed. Elkins Radio School, 2603B Inwood, Dallas, Texas.

HIGHLY—effective home study review for FCC commercial phone exams. Free literature! Cook's School of Electronics, Craigmont, Idaho 83523.

REI First Class Radio Telephone License in (5) weeks Guaranteed. Tuition \$295.00. Job placement free. Radio Engineering Institute, 1336 Main Street, Sarasota, Fla.

ELECTRONICS—F.C.C. License Training—Correspondence, or resident classes. Free details. Write: Dept. 3, Grantham Schools, 1505 N. Western, Hollywood, Calif. 90027.

LEARN ELECTRONIC ORGAN SERVICING at home all makes including transistors. Experimental kit—troubleshooting. Accredited NHSC, Free Booklet. NILES BRYANT SCHOOL, 3631 Stockton, Dept. A, Sacramento 20, Calif.

HEALTH, Success, Self-culture Courses. Homestudy, Psychology, Metaphysics, Bible, Philosophy. Write, **INSTITUTE OF METAPHYSICS**, 1250 Indiana Street, Birmingham, Alabama 35224.

ELECTRONIC courses. Industrial training programs now released to the public. Low tuition. Fundamental and advanced correspondence courses. Free information. Huntington Institute, division of Lantec, Box 2244A, Huntington Park, Calif.

DIGITAL COMPUTER MATH. A new, self-teaching course covering the mathematics of digital computers. \$5.95 each postpaid. Technibooks, Inc., 209 Stonecrest Drive, DeWitt, N.Y. 13214.

COMPUTER understanding is necessary for everyone! Learn how the units of computers function, how information is programmed, stored, and taken out of computers. **COMPUTER TUTOR** can teach you this for the low price of \$3.95. Send \$3.95 for your computer education kit to Educational Devices Department, Keltec Industries, Inc., P. O. Box 6231C, Arlington, Virginia 22206.

PICTORIAL Study In Amateur Radio. Free Details. Dwight Cross, 1212 Lynch, St. Louis, Mo. 63118.

TAPED CODE SESSIONS FOR LEARNING, IMPROVING, PRACTICING; ONE HOUR, 3¾ips, 0-8wpm OR 8-18wpm, \$3.85, BOTH \$6.15. ALTUS PRODUCTS, 131 S PENN, CASPER, WYO. 82601.

MAGAZINES

FASCINATING New Magazine For Book Collectors! Information Free. TBA, Webster 37, New York.

INVENTIONS WANTED

INVENTIONS wanted. Patented; unpatented. Global Marketing Service, 2420-P 77th, Oakland 5, Calif.

INVENTORS. We will develop, help sell your idea or invention, patented or unpatented. Our national manufacturer clients are urgently seeking new items for outright cash sale or royalties. Financial assistance available. 10 years proven performance. For free information, write Dept. 41, Wall Street Invention Brokerage, 79 Wall Street, New York 5, N.Y.

INVENTORS! Outright cash sale or royalties for your inventions. Patented. Unpatented. Active demand from our client manufacturers. Financial assistance available. Write Dept. 35, United States Invention Brokerage, 78 Wall Street, New York 5, N.Y.

INVENTORS! Don't sell your invention, patented or unpatented, until you receive our offer. Eagle Development Company, Dept. P, 79 Wall Street, N.Y. 5, N.Y.

INVENTORS! Sell your invention for cash or royalties! Our client manufacturers eagerly seek new items. Patented. Unpatented. Financial assistance if needed. 25 years proven performance. For free information, write Dept. 20, Gilbert Adams, Invention Broker, 80 Wall St., New York 5, N.Y.

PATENT Searches including Maximum speed, full airmail report and closest patent copies, \$6.00. Quality searches expertly administered. Complete secrecy guaranteed. Free Invention Protection forms and "Patent Information." Write Dept. 9, Washington Patent Office Search Bureau, 1426 G Street, N.W., Washington 4, D.C.

INVENTORS Needing Help with any problem, financial, development, securing manufacturer, obtaining patent. Write the organization that delivers action and results—not promises. Pioneer Invention Service, Dept. 79, 150 Broadway, New York 38, N.Y.

IMMEDIATE cash, for Patent Applications. free Patent Searches. Write for details, Universal Patents, 184-X, Marion, Ohio.

GOVERNMENT SURPLUS

"GOVERNMENT SELLS"—Surplus Electronics; Oscilloscopes; Transceivers; Test Equipment; Radar; Walkie-Talkies; Boats; Jeeps; Aircrafts; Misc.—Send For—"U.S. Depot Directory-Procedure"—\$1.00—Service, Box 425 (ZE), Nanuet, N.Y.

GOVERNMENT Surplus. Complete Sales Directory \$1.00. Surplus Publications, Box 45781E, Los Angeles 45, Calif.

JEEPS from \$53.90 . . . Trucks from \$78.40—Boats, Type-writers, Airplanes, Electronic Equipment, 100,000 Bargains "as is" Direct From Government in Your Area. Complete Sales Directory and Surplus Catalog \$1.00 (Deductible First \$10.00 Order). Surplus Service, Box 820-J, Holland, Michigan.

BOOKS

FREE Book. Prophet Elijah Coming Before Christ. Wonderful Bible Evidence. PE Megiddo Mission, Rochester, New York 14619.

FREE Catalog 48 page Electronic—Aerospace Books, Aero Publishers, Inc. 329 Aviation Rd. (PE), Fallbrook, Calif.

RECORDS

DISCOUNT Records, All Labels—Free List. Write Cliff House, Box 42-P, Utica, N.Y.

September, 1965

NATION-WIDE TUBE CO.

024	GANN	6DV4	6X4	12AX4
1A7	6AQ5	6EJ5	7A5	12AU7
1B3	6AU4	6EJ5	7A7	12AX7
1H5	6AUG	6EJ5	7B6	78A5
1K3	6AV5	6S47	788	12BE6
1L6	6AV6	6S47	7C5	12BH7
1W5	6AW8	6S47	7E5	12BY7
3R5	6AX4	6S47	7F7	12C5
155	6BA6	6S47	7Q7	12CA5
6R14	6BC5	6S47	7Y4	12L6
1X2	6BE6			12R5
2CW4	6BH6			12SA7
2D54	6BK7			12SG7
7D4V	6RL7			12SK7
3B26	6BNG			12SQ7
3D7E	6BD5			12W6
3V4	6B06			18FV5
4BQ7	6DQ7			18FV6
5A78	6C4			22DE4
5J6	6CB6			23L6
5U4	6CD6			25Z6
5Y3	6CG7			32L7
6A7	6CM7			30A5
6AN4	6CY5			50C5
6AC7	6DA4			50L6
6AF4	6DE5			11L7
6AG5	6DK6			11Z3
6AM4	6DQ6			
6AL5	6DS4			
6AM8				

Every order of \$99 or more you get free a self-serv. 1/2" console Tube checker. Ret. Val. \$199. Bought alone \$39.95.



For all type
TUBES

ANY TYPE NOT LISTED MAY ALSO BE ORDERED AT 35¢ each. (\$33 per 100)

\$33

per
HUNDRED

1-YEAR GUARANTEE ON ALL TUBES Individually boxed CODE DATED BRANDED

1c Annual Sale
Buy any of the tubes listed here at the regular price of 35¢ and receive a second tube for only 1c. Buy 100 tubes for \$33.00 and receive the second 100 tubes for just \$1.00. Types may be mixed. Offer expires, Dec. 31, 1965.
6AC7 6A16 6CG7 6AG3
6SN7 6AX4 6DE4 50C3

TERMS: FREE POSTAGE in USA on prepaid orders. Add 50¢ for handling on orders under \$5. Send 25¢ deposit on COD orders. Send Approx. postage on Canadian & Foreign orders.
Money refunded in 5 days if not completely satisfied.
Tubes are new, used or seconds and so marked.
Send for complete tube list! This is our current price list and contains previous price list!

NATION-WIDE TUBE CO.

406 HARRISON AVENUE, HARRISON, NEW JERSEY HU 4-9848

CIRCLE NO. 30 ON READER SERVICE PAGE

AUTHORS' SERVICES

AUTHORS! Learn how to have your book published, promoted, distributed. **FREE** booklet "ZD," Vantage, 120 West 31 St., New York 1.

WANTED WRITERS! Short stories, articles, books, plays, poetry. Will help place, sell your work. Write today, free particulars! Literary Agent Mead, Dept. 37A, 915 Broadway. New York 10, N.Y.

HELP WANTED

CHRISTMAS CARDS—BUSINESS and Personal. Customer's Name imprinted. Earn unusually high commissions from this medium - and high-priced line. Free Sample Album. Process Corp. (our 44th year). 3422C S. 54th Ave., Chicago, Ill. 60650.

YOUR own Business. Sell matchbook advertising—part or full-time. We tell you how. No experience needed. Earn cash commissions. Sales kit furnished. Matchcorp, Dept. MO-95, Chicago 60632.

MUSIC

SUB carrier detector adds programs of continuous, commercial-free music thru any FM tuner when plugged into multiplex output of tuner. Hear the hidden background music programs now on FM. Kit, no alignment necessary, \$49.50. Wired unit \$75.00. Music Associated, 65 Glenwood Road, Upper Montclair, New Jersey, Tel. 201-744-3387.

POEMS wanted for songs and records. Send poems, Crown Music, 49-RB West 32, New York 1.

REAL ESTATE

FLORIDA WATER WONDERLAND—Home, cottage Mobil-sites. Established area. \$590 full price, \$9.00 a month. Swimming, fishing, boating. Write: Lake Weir, Box KG38, Silver Springs, Fla. AD 6-1070 (F-1)

NEW! FREE!—FALL CATALOG Bigger, 176 pages! Selected Best thruout the U.S. Thousands of properties described, pictured—Land, farm, homes, businesses—Recreation, Retirement. 476 offices, 35 states coast to coast, World's Largest." Mailed FREE! **STROUT REALTY**, 50 ZD East 42nd St., New York, N.Y. 10017.

FREE Real Estate CATALOG! New 152-page Fall-Winter issue! Over 1,700 pictures! Top values in 28 states coast to coast! Farms, Ranches, Homes, Businesses, Water-front, Recreational, Retirement Properties. Our 41st year of dependable service. Over 100,000 sales! **UNITED FARM AGENCY**, 612-B West 47th St., Kansas City, Mo. 64112.

HYPNOTISM

FREE Hypnotism, Self-Hypnosis, Sleep Learning Catalog! Drawer H400, Ruidoso, New Mexico 88345.

HYPNOTIZE UNNOTICED! **PATENTED** new hand device makes you a Hypnotist first day or refund! Hypnotist's Handbook included! \$2.00 Hypnosis Foundation, Box 487, La Mesa 9, California.

DO-IT-YOURSELF

ALLWAVE Radio kit 12,000 Mile Range. Tube, Transistor Included \$3.00. Phones \$2.00. Box 131, Temple City, Calif.

Back Issues Available

Use this coupon to order back
issues of **POPULAR ELECTRONICS**

We have a limited supply of back issues that can be ordered on a first-come, first-served basis. Just fill in the coupon below, enclose your remittance in the amount of 50¢ each and mail.

ZIFF-DAVIS SERVICE DIVISION
Dept. BCPE 589 Broadway
New York 12, New York

Please send the following back issues of
POPULAR ELECTRONICS.

I am enclosing to cover cost of
the magazine, shipping and handling.

Month Year

Month Year

Month Year

Name

Address

City..... Zone..... State.....

No charge or C.O.D. orders please. PE

EDUCATIONAL OPPORTUNITIES

FREE Education! Greater Success! Information Free! Cameo Enterprises, Carrolltown, Pa. 15722.

LEARN While Asleep. Remarkable, Scientific, 92% Effective. Details Free. ASR Foundation, Box 7021, Dept. e.g., Lexington, Kentucky.

PHOTOGRAPHY—FILM, EQUIPMENT, SERVICES

MEDICAL Film—Adults Only—"Childbirth"—1 reel 8mm \$7.50—16mm \$14.95. International-E, Greenvale, L.I., New York.

SCIENCE Bargains—Request Free Giant Catalog "CJ"—148 pages—Astronomical Telescopes, Microscopes, Lenses, Binoculars, Kits, Parts. War surplus bargains. Edmund Scientific Co., Barrington, New Jersey.

PERSONALS

INVESTIGATORS, FREE BROCHURE, LATEST SUBMINIATURE ELECTRONIC SURVEILLANCE EQUIPMENT. ACE ELECTRONICS, 11500-K NW 7TH AVE., MIAMI 50, FLA.

INVESTIGATORS—Electronic surveillance devices. Price breakthrough on ultra miniature professional devices. Free details. Trol Electronics-PEP, 342 Madison Avenue, New York, N.Y.

"HYPNOTIZE . . . One word . . . One fingersnap," on stage. Satisfaction—or refund. \$2.00. Hypnomaster, Box 9309-E8, Chicago 90.

BUSINESS OPPORTUNITIES

INVESTIGATE Accidents—Earn \$750 to \$1,400 monthly. Men urgently needed. Car furnished. Business expenses paid. No selling. No college education necessary. Pick own job location. Investigate full time. Or earn \$6.44 hour spare time. Write for Free literature. No obligation. Universal, CZ-9, 6801 Hillcrest, Dallas 5, Texas.

VENDING Machines—No Selling. Operate a route of coin machines and earn amazing profits. 32-page catalog free. Parkway Machine Corporation, 715PE Ensor Street, Baltimore 2, Md.

ELECTROPLATING Equipment and supplies. All types for home workshops and industrial. Send \$1.00 (refundable) for equipment guide formulas, operating data, catalog. HBS Equipment Division 90, 3543 East 16th, Los Angeles, California. 90023.

I MADE \$40,000.00 Year by Mailorder! Helped others make money! Start with \$10.00—Free Proof. Torrey, Box 3566-N, Oklahoma City 6, Oklahoma.

PIANO Tuning learned quickly at home. Tremendous field! Musical knowledge unnecessary. Information free. Empire School of Piano Tuning. Dept. PE, Box 327, Shendoah Station, Miami, Florida 33145. (Founded 1935.)

FREE Book "990 Successful, little-known Businesses." Work home! Plymouth-845J, Brooklyn 18, N.Y.

SELL CB EQUIPMENT—Dealerships available to aggressive people who can sell Citizens Band Radio full or part time. Knox Electronic, Dept 194, Galesburg, Ill. 61401.

PHOTOGRAPH accidents for Insurance Companies. \$10.00 hour, spare time. Not a school. Free information. Underwriters ZDG, 7400 Pershing, St. Louis, Mo. 63130.

MAILORDER. No Investment in products. Free Brochure. Methods, 1402-FD. Lafayette Hill, Pa.

PHOTOGRAPHS

PHOTOGRAPHS and transparencies wanted, to \$500.00 each. Valuable information free—Write Intraphoto-PE, Box 74067, Hollywood 90004.

STAMPS

FREE! Perforation Gauge. Also bargain approvals. Send 15¢ handling. Large discounts. T & M Stamp Company, 41 Scott Circle, Waco, Texas.

COINS

"S" MINT Lincolns! 25 different, \$2.00. 30 different, \$3.50. 35 different, \$8.00 postpaid! John Finneran, 22166 North 6th St., Castro Valley, Calif.

EMPLOYMENT INFORMATION

FOREIGN Employment. Construction, other work projects. Good paying overseas jobs with extras, travel expenses. Write only: Foreign Service Bureau, Dept. D, Bradenton Beach, Florida.

EMPLOYMENT Resumes. Get a better job & earn more! Send only \$2.00 for expert, complete Resume Writing Instructions. J. Ross, 80-34 Kent St., Jamaica 32, N.Y., Dept. PE.

CALIFORNIA employment. Names and addresses of 500 Southern California electronics firms \$3. Air Mail \$4. Spindler, P. O. Box 103, Canoga Park, Calif. 91305.

TECHNICIANS needed—Cape Kennedy, MILA, Oowrange. Information on employment, housing etc., \$1.00. PEA, Box 334, Cape Canaveral, Fla. 32920.

TECHNICIANS — FIELD ENGINEERS — WIREMEN — PRODUCTION WORKERS STOP WASTING TIME AND MONEY SEARCHING WANT ADS! Numerous Electronic Company addresses . . . Nationwide list—Statewide list (specify state)—Company field (Radar, communications, fire control, sonar, etc. . .) \$1.00 per list. Send to: P. O. Box 12054; Washington, D.C. 20005.

CLUBS

KIT OF THE MONTH CLUB, Novel, new projects each month. Low cost. Free Information, Leader Enterprises, Box 44718KA, Los Angeles, Calif. 90044.

MISCELLANEOUS

HYPNOTIZE secretly, cleverly, one glance . . . or money back. \$2, Eltons, Box 18223-PE2, Indianapolis, Indiana, 46218.

BEERS, PEACH BRANDY, WINES—Strongest Formulas, \$2.00. (Complete brew supplies—hydrometers catalog 10¢)—Research Enterprises, 29-D Samoset Rd., Woburn, Mass.

WORLDWIDE Export and Buyers Guide \$1.50. Burke Associates, Manchester, Mass.

"GIANT ARMS" Dr. Young's D.C. Revolutionary discovery. \$2.00. Satisfaction or refund. Gaucho, Box 9309-S8, Chicago 90, Ill.

STAMMER—Stutter—No More. (Dr. Young). Write: Gaucho, Box 9309-E8, Chicago 90.

"MUSCLE BUILDING SHORTCUT." \$2. Uses self-hypnosis. Results or refund. Elton's, Box 18223-PE27, Indianapolis, Ind. 46218.

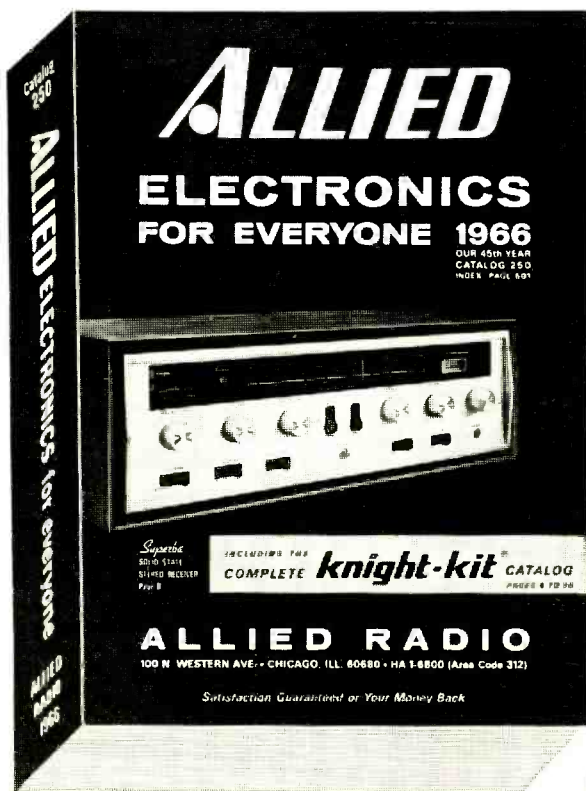
POPULAR ELECTRONICS

September 1965

ADVERTISERS INDEX

READER SERVICE NO.	ADVERTISER	PAGE NO.
1	Allied Radio	122, 123, 124, THIRD COVER
	American Institute of Engineering & Technology	102
2	Amperex Electronic Corporation	FOURTH COVER
3	Amphenol Distributor Division, Amphenol-Borg Electronics	20
	Bailey Institute of Technology	100
4	Browning Laboratories, Inc	100
	Capitol Radio Engineering Institute, The	60, 61, 62, 63
	Central Technical Institute	98
	Cleveland Institute of Electronics	34, 35, 36, 37
5	Cleveland Institute of Electronics	7
6	Conar	97
	Conar	110
7	Delta Products	101
	DeVry Technical Institute	3
8	Dynaco, Inc	96
	Edmund Scientific Co	110
8	Electro Products Laboratories, Inc	109
9	Esse Radio Company	117
10	Finney Company, The	13
11	Fisher Radio Corporation	23
	Grantham School of Electronics	108
12	Hallcrafters	102
13	Heath Company	28, 29
14	Hitchings	108
15	Hy-Gain Electronics Corp	32
16	Intercontinental Electronics School	104
17	International Crystal Mfg. Co., Inc	9
18	JFD Electronics Corporation	38
19	Jerrold Electronics	26
20	Johnson Company, E.F.	25
21	KLH Research and Development Corporation	11, 40
22	Kuhn Electronics, Inc	98
23	LTV University	14
24	Lafayette Radio Electronics	105, 106
25	McIntosh Laboratory, Inc	107
26	Mark Products	30
27	Metrotek Electronics, Inc	95
28	Milwaukee School of Electronics	10
	Mission Liquidators	102
29	Multi-Elmac Company	12
	Multicore	112
30	Nation-Wide Tube Co	119
	National Radio Institute	SECOND COVER, 1, 6
	National Technical Schools	16, 17, 18, 19
31	Olson Electronics Incorporated	96
32	Progressive "Edu-Kits" Inc	99
33	RCA Electronic Components and Devices	5
34	RCA Electronic Components and Devices	27
	RCA Institutes, Inc	86, 87, 88, 89
	R.E.T.S. Electronic Schools	110
35	Radio Shack	21
45	Ray-Tel	92
36	Rye Sound Corp	107
37	Sams & Co., Inc., Howard W	111
38	Sonar Radio Corp	113
39	Sonotone Corp	8
40	Switchcraft, Inc	112
41	Turner Microphone Company, The	93
	Valparaiso Technical Institute	112
42	Vero Electronics, Inc	103
43	Weller Electric Corp	4
CLASSIFIED ADVERTISING 115, 116, 117, 118, 119, 120, 121		

FREE



508 VALUE-PACKED PAGES
including exclusive products and
special values available only
from **ALLIED**

send today for your
ALLIED
1966 CATALOG
world's largest selection

SAVE MOST ON:

Stereo Hi-Fi
Tape Recording
CB 2-Way Radio
FM-AM & AM Radios
Short Wave Radios
Portable TV • Phonographs
Amateur Gear
Intercoms & P.A.
Automotive Electronics
Test Instruments
TV Tubes & Antennas
Power Tools, Hardware
Parts, Tubes, Transistors

MORE OF THE BEST IN ELECTRONICS FOR EVERYONE

EASY TERMS
Use the convenient
Allied Credit Fund Plan
—over 24 months to pay

ALLIED RADIO
The World's Largest Electronic Supply House


*satisfaction
guaranteed or
your money back*

SPECIAL in your FREE 1966 ALLIED CATALOG


see what's new in the wonderful world of **knight-kits**®



KG-895 Superba Series
120-Watt Solid-State
Stereo Amplifier Kit. \$149.95




KG-964 Superba
Series 64-Watt Solid-
State FM-AM Stereo
Receiver Kit.
\$189.95



KG-635 5-Inch DC
to 5.2 Mc Wide-
band Oscilloscope
Kit. \$99.95



KG-371 Solid-State
Auto DC Power
Timing Light Kit.
\$19.95



KG-375 Solid-State
Universal Auto Ana-
lyzer Kit. \$49.95



Safari-I Deluxe
23-Channel Citizens
Band Transceiver Kit. \$129.95



C-540 Low-Cost
5-Watt Citizens
Band Transceiver
Kit. \$49.95



KG-221 FM Monitor
Receiver Kit
(police, fire, ma-
rine, weather
bands, etc.) \$39.95



KG-201 Solid-State
Motor-Speed/Light
Control Kit. \$9.95


KG-415 Superba
Series Professional
Solid-State Stereo
Tape Deck Kit.
\$249.95



Knight-Kit GUARANTEE: Buy any Knight-Kit. Build it. Operate it. You must be satisfied or we refund your money.

THERE IS A knight-kit FOR EVERY NEED!
easiest to build—enjoy big savings

- Stereo Hi-Fi
- CB 2-Way Radio
- Short-Wave
- Hobby Kits
- Test Equipment
- Automotive
- Intercom
- Amateur Gear



send for your 508-page 1966 Allied Catalog

FREE

Send today for your
508-page Allied 1966
value-packed catalog

FREE!

ALLIED RADIO, Dept. 3-J
100 N. Western Ave., Chicago, Ill. 60680

Send FREE 1966 Allied Catalog

Name _____
PLEASE PRINT

Address _____

City _____ State _____ Zip _____

ALLIED RADIO

CIRCLE NO. 1 ON READER SERVICE PAGE

PICK ANY NUMBER FROM 1G3GT TO 19AU4 AND YOU'RE A WINNER!

1G3GT/1B3GT	4HA5	6BZ6	6GW8	8CW5
1X2B	5HG8	6CB6A	6HA5	9A8
3BZ6	5U8	6CG7	6HG8	10CW5
3CB6	6AL5	6DT6	6S4A	12AT7
3GK5	6AU4GTA	6EH7	6SN7GTB	12AU7A
3HA5	6AU6A	6EJ7	6U8A	12AX4GTB
4BL8	6AV6	6GB5	6U9	12AX7A
4EH7	6AX4GTB	6GJ7	6X9	15CW5
4EJ7	6BA6	6GK5	6Y9	16A8
4GK5	6BL8	6GK6	8BQ5	19AU4

... AND ON AND ON. FOR THE COMPLETE LIST, WRITE:

AMPEREX ELECTRONIC CORPORATION, HICKSVILLE, L. I., NEW YORK 11802.

CIRCLE NO. 2 ON READER SERVICE PAGE

