

**For Fun—Build a Modern Crystal Set**

# POPULAR ELECTRONICS

JULY  
1964

35  
CENTS

## TESLA COILS

Two models you can build for  
winning Science Fair Projects

More Transistor Ignition Circuits  
Electronic Darkroom Thermometer  
Single-Transistor Voltmeter  
Fly with the Hurricane Hunters  
Pocket Metronome • Music Box



043E30758046  
W MEINERT JR  
508 BORNER ST  
PITTSBURGH 15 PA



# RS OF LEADERSHIP for Radio-Television



## SPECIAL CUSTOM DESIGNED TRAINING EQUIPMENT INCLUDED

Since NRI pioneered equipment units to provide ACTUAL ON-THE-JOB EXPERIENCE in home training, NRI instructors have invested many thousands of man hours in testing, changing, retesting, improving NRI equipment to simplify and speed training. Unlike other schools "stock" or "standard" equipment is not good enough. NRI equipment is custom designed EXCLUSIVELY FOR TRAINING. It demonstrates theories, circuit action, defects; you get experience in operation, maintenance, trouble shooting.

## PICK YOUR CAREER

1. **TELEVISION-RADIO SERVICING**—Learn to fix black-and-white and color sets, AM-FM radios, stereo hi-fi, etc. A profitable field for part or full-time business of your own.
2. **INDUSTRIAL-MILITARY ELECTRONICS**—Learn Principles, Practices, Maintenance of Electronic equipment. Covers computers, servos, telemetry, multiplexing, other subjects.
3. **COMPLETE COMMUNICATIONS**—A comprehensive program for careers in broadcasting or mobile, marine, aviation communications. Learn to operate, maintain transmitting equipment. Prepares for FCC License.
4. **FCC LICENSE**—Prepares you quickly for First Class License exams. Every communications station must have licensed operators. Also valuable for Service Technicians.
5. **MATH FOR ELECTRONICS**—A short-course of carefully prepared texts going from basic arithmetic to graphs and electronic formulas. Quick, complete, low in cost.
6. **BASIC ELECTRONICS**—Abbreviated, 26-lesson course covering Automation-Electronics, TV-Radio language, components, principles. Ideal for salesmen, hobbyists, others.
7. **ELECTRONICS FOR AUTOMATION**—For the man with a knowledge of basic electronics who wants to prepare for a career in process control, ultrasonics, telemetering and remote control, electromechanical measurement, others.
8. **AVIATION COMMUNICATIONS**—For the man who wants a career in and around planes. Covers direction finders, ranges, markers, loran, shoran, radar, landing system transmitters. Prepares for FCC License.
9. **MARINE COMMUNICATIONS**—Learn to operate, repair transmitters, direction finders, depth indicators, radar, other Electronic equipment used on commercial and pleasure boats. A growing, profitable field. Prepares for your FCC License.
10. **MOBILE COMMUNICATIONS**—Learn to install, operate, maintain mobile equipment and associated base stations as used by police, fire departments, taxi companies, etc. Prepares for FCC License.

## NATIONAL RADIO INSTITUTE

Oldest and Largest Radio-TV Electronics  
Home Study School Washington, D.C.



Save time and money  
Choose from

TEN  
SPECIALIZED  
INSTRUCTION  
PLANS

offered by NRI—the  
oldest and largest  
school of its kind



# INTERNATIONAL'S NEW EXECUTIVE 750-H CITIZENS BAND TRANSCEIVER . . . FOR PEOPLE WHO EXPECT THE VERY BEST\*




The International Executive 750-H introduces a transceiver that is quickly adaptable to all types of mobile or base installations.

The remote console, which is normally installed under the auto dash, has a new companion speaker console. It may be combined with the remote unit or mounted separately. The speaker makes a perfect base when the remote console is used on a desk. Provision has also been made for adding an S/meter.\*\*

What's more, the Executive 750-H is loaded with extra performance features; such as, 23-crystal controlled channels, illuminated channel selector dial, a new speech clipper, increased selectivity, new connections for easy cabling.

The Executive 750-H is complete with crystals, mounting rack for the remote console, trunk mounting rack for the set, push-to-talk microphone, power cable kit, plus all necessary connecting cables. Operates on 6 vdc, 12 vdc, or 115 vac.

Your International dealer has a liberal trade-in plan. **Step up to an Executive 750-H today!**



The Executive 750-H consists of three units: (1) the remote console, which turns the set (in the trunk) on or off, adjusts speaker volume and squelch; (2) the speaker console; (3) the main set which houses all other transmitting and receiving components.

\* Performance—Construction—Design—Components  
\*\* S/meter available as an accessory item.

WRITE TODAY FOR OUR 1964 CATALOG.



18 NORTH LEE • OKLAHOMA CITY, OKLA.

CIRCLE NO. 8 ON READER SERVICE PAGE

# POPULAR ELECTRONICS



POPULAR ELECTRONICS is Indexed  
in the Readers' Guide  
to Periodical Literature

This month's cover photo by Bruce Pendleton

VOLUME 21

JULY, 1964

NUMBER 1

## Special Construction Features

|               |                           |    |
|---------------|---------------------------|----|
| Big TC .....  | Charles Caringella, W6NJV | 29 |
| Li'l TC ..... | Edwin N. Kaufman          | 33 |

A pair of Tesla coils—the "little guy" can kick up 30,000 volts  
while the "big brother" boots out a quarter of a million!

## Construction Projects

|   |                          |    |
|---|--------------------------|----|
| Tap Tap Temperature Taker .....   | Hartland B. Smith, W8VVD | 39 |
| Pocketable Metronome .....  | Sal Stella               | 44 |
| Advanced Experimenter's Corner: Field-Effect Transistor Voltmeter ..... | Jeff H. Taylor           | 45 |
| Modern Crystal Set .....  | Waldo T. Boyd, K6DZY     | 53 |
| The Lullaby Box .....   | Hartland B. Smith, W8VVD | 57 |

## Amateur, CB, and SWL

|   |                           |    |
|---|---------------------------|----|
| Equipment Report: Messenger III .....                                 |                           | 50 |
| Scientific Short-Wave Listening .....                                 | Lauren A. Colby, K4RFC    | 58 |
| Short-Wave Report: Notes from Your<br>Short-Wave Editor's Desk .....  | Hank Bennett, W2PNA       | 59 |
| English-Language Newscasts to North America .....                     |                           | 60 |
| First States Awards Presented! .....                                  |                           | 61 |
| Across the Ham Bands: Vertical Antennas—<br>Straight and Simple ..... | Herb S. Brier, W9EGQ      | 67 |
| Golf Goes Walkie-Talkie .....   | Albert Coya               | 70 |
| On the Citizens Band .....  | Matt P. Spinello, KHC2060 | 71 |
| Satellites on the Air .....   |                           | 75 |
| Short-Wave Monitor Certificate Application .....                      |                           | 86 |

## Electronic Features and New Developments

|  |                      |    |
|--|----------------------|----|
| Wind, Weather and Waldorf Salad .....              | Al Erxleben          | 36 |
| Not Cricket, Caroline! .....                       | Max E. Pooley        | 38 |
| Bass Reflex Enclosure Data .....                   |                      | 48 |
| Tempus Fugit .....                                 | Byron G. Wels, K2AVB | 48 |
| Bio-Electronic Quiz .....                          | Robert P. Balin      | 49 |
| Babylon Battery .....                              | Walter G. Salm       | 51 |
| More Transistor Ignition Circuits .....            |                      | 56 |
| The Bee's Knees (a Carl and Jerry Adventure) ..... | John T. Frye, W9EGV  | 62 |
| Transistor Topics .....                            | Lou Garner           | 64 |

## Departments

|                                |  |    |
|--------------------------------|--|----|
| Letters from Our Readers ..... |  | 6  |
| Reader Service Page .....      |  | 11 |
| Out of Tune .....              |  | 12 |
| Tips and Techniques .....      |  | 14 |
| Operation Assist .....         |  | 18 |
| New Products .....             |  | 24 |
| POP'tronics Bookshelf .....    |  | 74 |

Copyright © 1964 by ZIFF-DAVIS PUBLISHING COMPANY. All rights reserved.

# MEN 17-55

HERE'S YOUR BIG CHANCE. If you can follow clear basic instructions, leave the rest to DeVry Tech.

## Have You missed this Newer World of Job Opportunities?



**These Opportunity Packed Fields Need Skilled Men**

- Space & Missile Electronics
- Television & Radio
- Microwaves
- Automation Electronics
- Radar
- Communications
- Computers
- Broadcasting
- Industrial Electronics

### DeVry Electronics Training Could Make Your Future "The Story of Your Life"

Electronics is a newer world of opportunity, challenge, and excitement to the man who wants to get somewhere and be somebody.

Why not send for facts which cost you nothing? Find out how this 32 year old training organization can help you prepare at home or in one of its big modernly equipped centers, in day or evening classes for a career which could prove to be the opportunity of a lifetime.

Here's more BIG NEWS. In order to enter our practical HOME STUDY DIVISION, a high school diploma is not necessary. No previous technical experience is required. Let the man who is eager to go places equal this opportunity if he can! When trained, you get the benefit of DeVry's Employment Service to help you get started or to advance in the field. Send for full facts NOW. We are sure you will be glad you did.

# FREE!

2 Booklets  
Mail Coupon Today



Accredited Member of National Home Study Council

**DeVry --- Tops in Electronics**  
Chicago — Toronto

**DeVRY TECHNICAL INSTITUTE**  
4141 Belmont Ave., Chicago 41, Ill., Dept. PE-7-U

Please give me your two free booklets, "Pocket Guide to Real Earnings" and "Electronics in Space Travel"; also include details on how to prepare for a career in Electronics. I am interested in the following opportunity fields (check one or more):

- |  |   |
|--|---|
| <input type="checkbox"/> Space & Missile Electronics | <input type="checkbox"/> Communications         |
| <input type="checkbox"/> Television and Radio        | <input type="checkbox"/> Computers              |
| <input type="checkbox"/> Microwaves                  | <input type="checkbox"/> Broadcasting           |
| <input type="checkbox"/> Radar                       | <input type="checkbox"/> Industrial Electronics |
| <input type="checkbox"/> Automation Electronics      | <input type="checkbox"/> Electronic Control     |

Name \_\_\_\_\_ Age \_\_\_\_\_

Address \_\_\_\_\_ Apt. \_\_\_\_\_

City \_\_\_\_\_ Zone \_\_\_\_\_ State \_\_\_\_\_

- Check here if you are under 16 years of age.  
Canadian residents: Write DeVry Tech of Canada, Ltd.  
970 Lawrence Avenue West, Toronto 19, Ontario

2035



# NEW - - by KUHN

## AM/FM VHF RECEIVER

New model now covers 26-54 and 88-174 MC in eight overlapping calibrated bands with large full vision dial. New circuitry. High sensitivity. Ideal for listening to Aircraft, CB, Police, Fire, Amateur, or other signals as well as regular FM broadcast stations. Completely self-contained with headphone jack for private listening.



353B \$59.95  
inc. FET

## AIRCRAFT • POLICE • FIRE



348A  
Complete  
\$34.95

Transistorized, directly tuneable converter. Powered with self-contained mercury cell. Excellent sensitivity and stability. Designed for car, home or portable receivers.

315-B  
5-54 MC  
\$17.95




Converts home or car radios to receive Fire, Police, Aircraft, CB, SW, etc. Exceptional sensitivity on High and Low Bands. High Band type adjusts to bracket 115-160 MC. Low Band type should be ordered for 33-47 MC, 40-52 MC, 26-30 MC, 9-12 MC, etc. May be adapted for transistorized car radios.

Order today or send for free catalog on full line of converters and receivers for every application.



20 GLENWOOD  
CINCINNATI 17,  
OHIO

CIRCLE NO. 10 ON READER SERVICE PAGE



New

# Patio

outdoor speaker  
in timeless redwood  
\$14.95

Audiofile net

- Silicone-treated speaker.
- 10-watt, full-range, 8-ohms.
- Handy, built-in volume control.
- Weather-resistant cane grille.
- 14" x 10½" x 3½" fits in any sheltered space.

Write for  
FREE  
CATALOG PRODUCTS COMPANY

Dept C-7, 600 So. Sycamore St., Genoa, Illinois 60135  
CIRCLE NO. 1 ON READER SERVICE PAGE

SUBSCRIPTION SERVICE: All subscription correspondence should be addressed to POPULAR ELECTRONICS, Circulation Department, 434 South Wabash Avenue, Chicago 06065, Illinois. Please allow at least six weeks for change of address. Include your old address as well as new—enclosing if possible an address label from a recent issue. EDITORIAL CONTRIBUTIONS must be accompanied by return postage and will be handled with reasonable care; however, publisher assumes no responsibility for return or safety of art work, photographs or manuscripts.

# POPULAR ELECTRONICS

World's Largest-Selling Electronics Magazine

Publisher **PHILLIP T. HEFFERNAN**

Editor **OLIVER P. FERRELL**

Managing Editor **W. STEVE BACON, W2CJR**

Feature Editor **BYRON G. WELS, K2AVB**

Art Editor **JAMES A. ROTH**

Associate Editor **MARGARET MAGNA**

Technical Illustrator **ANDRE DUZANT**

Editorial Assistant **NINA CHIRKO**

Editorial Assistant **PATTI MORGAN**

Amateur Radio Editor **H. S. BRIER, W9EGG**

CB Editor **M. P. SPINELLO, KHC2060**

Semiconductor Editor **L. E. GARNER, JR.**

Short-Wave Editor **H. BENNETT, W2PNA**

Radio Propagation Editor **STANLEY LEINWOLL**

Advertising Sales Manager **LAWRENCE SPORN**

Advertising Manager **WILLIAM G. McROY, 2W4144**

Advertising Service Manager **ARDYS C. MORAN**

## ZIFF-DAVIS PUBLISHING COMPANY

Editorial and Executive Offices (212 OREGON 9-7200)

One Park Avenue, New York, New York 10016

William B. Ziff, Chairman of the Board (1946-1953)

William Ziff, President

W. Bradford Briggs, Executive Vice President

Hershel B. Sarbin, Vice President and General Manager

M. T. Birmingham, Jr., Vice President and Treasurer

Walter S. Mills, Jr., Circulation Director

Stanley R. Greenfield, Vice President

Phillip T. Heffernan, Vice President

Midwestern and Circulation Office (312 WABASH 2-4911)

434 South Wabash Avenue, Chicago, Illinois 60605

Midwestern Advertising Manager **JAMES WEAKLEY**

Western Office (213 CRESTVIEW 4-0265)

9025 Wilshire Boulevard, Beverly Hills, California 90211

Western Advertising Manager, **BUD DEAN**

Foreign Advertising Representative

D. A. Goodall Ltd., London, England



Member  
Audit Bureau of  
Circulations



POPULAR ELECTRONICS is published monthly by Ziff-Davis Publishing Company at 434 South Wabash Avenue, Chicago, Illinois, 60605, July, 1964, Volume 21, Number 1. (Ziff-Davis also publishes Popular Photography, Electronics World, HiFi Stereo Review, Popular Boating, Car and Driver, Flying, Modern Bride, Amazing, and Fantastic.) Subscription Rates: One year United States and possessions, \$4.00; Canada and Pan American Union Countries, \$4.50; all other foreign countries, \$5.00. Second Class postage paid at Chicago, Illinois, and at additional mailing offices. Authorized as second class mail by the Post Office Department, Ottawa, Canada, and for payment of postage in cash.

PAYMENT MAY ALSO BE REMITTED in the following foreign currencies for a one-year subscription: Australian pounds (2/6/10); Belgian francs (260); Danish kroner (36); English pounds (1/17/6); French francs (26); Dutch guilders (19); Indian rupees (26); Italian lire (3300); Japanese yen (1750); Norwegian kroner (38); Philippine pesos (21); South African rands (3.80); Swedish kronor (28); Swiss francs (23); or West German marks (21).

# What Job Do You Want In Electronics?

Whatever it is, Cleveland Institute can help you get it!

Yes, whatever your goal is in Electronics, there's a Cleveland Institute program to help you reach it *quickly* and *economically*. Here's how: Each CIE program concentrates on electronics theory as applied to the solution of practical, everyday problems. Result . . . as a Cleveland Institute student you will not only learn electronics but *develop the ability to*


*use it!* This ability makes you eligible for any of the thousands of challenging, high-paying jobs in Electronics. Before you turn this page, select a program to suit your career objective. Then, mark your selection on the coupon below and mail it to us *today*. We will send you the complete details . . . without obligation . . . if you will act **NOW!**

## Electronics Technology




A comprehensive program covering Automation, Communications, Computers, Industrial Controls, Television, Transistors, and preparation for a 1st Class FCC License.

## First Class FCC License



If you want a 1st Class FCC ticket quickly, this streamlined program will do the trick and enable you to maintain and service all types of transmitting equipment.

## Industrial Electronics & Automation



This exciting program includes many important subjects as Computers, Electronic Heating and Welding, Industrial Controls, Servomechanisms, and Solid State Devices.

## Electronic Communications



Mobile Radio, Microwave, and 2nd Class FCC preparation are just a few of the topics covered in this "compact" program . . . Carrier Telephony too, if you so desire.

## Broadcast Engineering



Here's an excellent studio engineering program which will get you a 1st Class FCC License and teach you all about Program Transmission and Broadcast Transmitters.

## Mail Coupon TODAY For FREE Catalog

### Cleveland Institute of Electronics

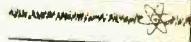
1776 E. 17th St., Dept. PE-19  
Cleveland, Ohio 44114

Please send FREE Career Information prepared to help me get ahead in Electronics, without further obligation.

#### CHECK AREA OF MOST INTEREST—

- |   |  |
|---|--|
| <input type="checkbox"/> Electronics Technology | <input type="checkbox"/> First Class FCC License   |
| <input type="checkbox"/> Industrial Electronics | <input type="checkbox"/> Electronic Communications |
| <input type="checkbox"/> Broadcast Engineering  | <input type="checkbox"/> Advanced Engineering      |

**How to Succeed in Electronics**



Your present occupation \_\_\_\_\_

Name \_\_\_\_\_ Age \_\_\_\_\_  
(please print)

Address \_\_\_\_\_

City \_\_\_\_\_ State \_\_\_\_\_ Zip \_\_\_\_\_

Approved for Veteran's Training under Korean GI Bill. PE-19

## Cleveland Institute of Electronics

1776 E. 17th St., Dept. PE-19  
Cleveland, Ohio 44114



Accredited Member

July, 1964



# NEW CITI-FONE SS

**\$169.50**  
**FULL**  
**23**  
**CHANNEL**



No Extra Crystals to Buy!

Delta Tuning • "Noise Immune" Squelch • Double Tuned IF's • Triple Tuned RF • AC/DC Voltage Doubler Power Supply • Microphone Preamp • "Dual" Function Panel Meter • Illuminated Meter and Channel Selector • Pulse Tuned ANL • Tone Alert Connector Compact 8" x 11" x 4 1/4" • Complete, Ready to Operate.

**WRITE, WIRE or PHONE TODAY FOR COMPLETE INFORMATION**

**MULTI-ELMAC COMPANY**  
21470 COOLIDGE HIGHWAY  
OAK PARK 37, MICHIGAN

Name \_\_\_\_\_ (please print)  
Address \_\_\_\_\_  
City \_\_\_\_\_ Zone \_\_\_\_\_ State \_\_\_\_\_

**CIRCLE NO. 15 ON READER SERVICE PAGE**



**NEED A 110 V. A.C. OUTLET? IN CAR, BOAT, TRUCK, YOU HAVE IT, WITH A**

**terado POWER INVERTER**

Actually gives you 110 volt, 60 cycle A.C. from your 6 or 12 volt D.C. battery! Plug inverter into cigarette lighter, and operate lights, electric shavers, record players, tape recorders, electric tools, portable TV, radios, testing equipment, etc. Frequency will not change with change in load. Models from 15 to 300 watts, priced as low as **\$1295** LIST

See Your Electronic Parts Dealer or Jobber, or Write:

**terado CORPORATION**  
1057 RAYMOND AVENUE  
ST. PAUL 8, MINNESOTA

In Canada. ATLAS RADIO CORP. LTD. — Toronto, Ont

**CIRCLE NO. 22 ON READER SERVICE PAGE**



# Letters from our Readers

Address correspondence for this department to:  
Letters Editor, POPULAR ELECTRONICS  
One Park Avenue, New York, N. Y. 10016

## Real-Life Components Wanted

How about a series of electronic theory articles in which each component would function as intended, but would take on human characteristics? The action could take place in "Schematicsville," and the characters might be "Coil," a shapely chick; "Ann Tenna," a skinny little gal with waving arms; "Mic Ro Farad," who runs the "Capacitor Motels"; etc. The police department would be made up of the Ohmsquad, its members often decorated with colored stripes on their uniforms.

CHARLIE FIELDS  
Indianapolis, Ind.

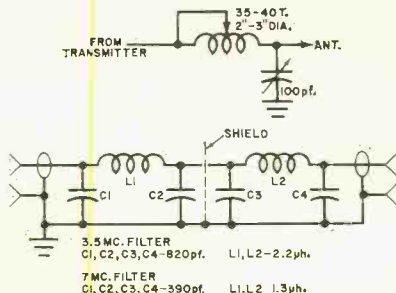
And then there could be "Solder Lug," an out-and-out crook; "R. F. Choke," a roughneck friend of his who is foiled by "Henry"; and "Chassis," a beautiful gun moll. We like the idea, Charlie, and will consider it for future use.

## Novice Harmonics

Ever since I received my Novice ticket and put my rig on the air, I've had trouble with strong harmonic radiation on 80 and 40 meters. I wonder if you could publish some information on reducing harmonics—I bet there are a lot of hams in the same situation. Would an antenna tuner help solve the problem? How about filters, traps, etc.?

JOHN STENSBY, JR., WN4RES  
Huntsville, Ala.

Well, first off, John, you should definitely try an antenna tuner. Aside from the advantages it will offer in impedance matching, it will add considerable selectivity to your antenna system, and greatly reduce harmonic radiation. One of our favorites is the simple



"L" tuner shown here; it will match a wide variety of antennas. If your harmonics can still be heard more than a mile away, you can say goodbye to them forever with a harmonic filter built into a tin can; you'll



# A NEW WORLD OF OPPORTUNITY AWAITS YOU WITH N.T.S. ALL-PHASE HOME TRAINING IN ELECTRONICS



You can install and maintain electronic circuitry in missiles and rockets ... specialize in micro-waves, radar and sonar.



You can succeed in TV-Radio Communications ... prepare for F.C.C. License, service advanced satellites for industry and defense.



You can service and repair the electronic "brains" of industry — computers, data processing, and other automation equipment.



You can become a highly-paid TV-Radio Technician, an electronics field engineer, or succeed in your own sales & service business.

## The N.T.S. Master Course enables you to do more, earn more in ELECTRONICS • TELEVISION • RADIO

Yet N.T.S. Training costs no more than other courses far less complete

There's a good reason why N.T.S. Master-Training opens a wide new world of opportunity for you in Electronics, Television, Radio.

Everything you learn, from start to finish, can be applied directly to all phases of the Electronics Industry.

As a result, the N.T.S.-Trained Technician can move ahead faster, in any direction — from TV-Servicing to Radio Communications to Space-Missile Electronics and Automation for industry and defense. You can go wherever pay is highest and opportunity unlimited.

Electronic circuitry, for example, is one of science's miracles that is basic to the entire field of Electronics. It is used in satellites, computers and space capsules as well as in today's television sets and high fidelity equipment. N.T.S. shows you how to service and repair electronic circuitry for all electronic applications.

### YOU WORK ON MANY PRACTICAL JOB PROJECTS.

You build a short-wave, long-wave superhet receiver, plus a large-screen television set from the ground up. N.T.S. training kits contain all the parts you need, at no extra cost. (See box at right.) You also receive a professional Multitester to use during training and on the job.

**ONE LOW TUITION.** You need training related to all phases of Electronics. Industry demands it. Only N.T.S. provides it... in ONE Master Course at ONE low tuition.

### RESIDENT TRAINING AT LOS ANGELES

If you wish to take your Electronics-TV-Radio training in our famous Resident School in Los Angeles — the oldest and largest school of its kind in the world — write for special Resident School catalog and information, or check coupon.



**NATIONAL TECHNICAL SCHOOLS**  
WORLD-WIDE TRAINING SINCE 1905  
4000 So. Figueroa St., Los Angeles 37, Calif.

Accredited Member N.H.S.C.

YOU ENROLL BY MAIL AND SAVE MONEY. No salesmen means lower costs for us, lower tuition for you.

START NOW. A whole new world of opportunity awaits the man with Electronic Home-Training from National Technical Schools — a recognized leader in technical training for 58 years.



19 BIG KITS  
YOURS TO KEEP



ACTUAL LESSON

**MAIL COUPON NOW FOR FREE BOOK AND ACTUAL LESSON!**

NO OBLIGATION.  
NO SALESMAN WILL CALL.

**NATIONAL TECHNICAL SCHOOLS**

WORLD-WIDE TRAINING SINCE 1905

**National Technical Schools, Dept. R26-74  
4000 S. Figueroa St., Los Angeles 37, Calif.**

Please Rush FREE Electronics-TV-Radio "Opportunity" Book and Actual Lesson. No Salesman Will Call.

Name \_\_\_\_\_ Age \_\_\_\_\_

Address \_\_\_\_\_

City \_\_\_\_\_ Zone \_\_\_\_\_ State \_\_\_\_\_

Check if interested ONLY in Resident Training at L.A.

High school home study courses also offered. Check for free catalog.

# Back Issues Available

Use this coupon to order back issues of POPULAR ELECTRONICS

We have a limited supply of back issues that can be ordered on a first-come, first-served basis. Just fill in the coupon below, enclose your remittance in the amount of 50¢ each and mail.

ZIFF-DAVIS SERVICE DIVISION  
Dept. BCPE 589 Broadway  
New York 12, New York

Please send the following back issues of POPULAR ELECTRONICS.

I am enclosing ..... to cover cost of the magazine, shipping and handling.

Month ..... Year .....

Month ..... Year .....

Month ..... Year .....

Name .....

Address .....

City ..... Zone ..... State .....

No charge or C.O.D. orders please. PE



## NEW! transistorized CB-5 MARK II!

with a first-class engineering breakthrough in noise immunity



ONLY  
\$179.95

- ★ New principle of internal suppression virtually eliminates conducted noise
- ★ Battery drain negligible — only .225 amps on standby
- ★ 100% modulation; sensitivity less than 1µv.
- ★ No external noise-stopping device needed
- ★ AC power pedestal, battery pak and selective calling accessories optional



**hallicrafters**

Write today for complete specifications

Dept. 4, 5th & Kostner Aves., Chicago, Ill., 60624

CIRCLE NO. 5 ON READER SERVICE PAGE

## Letters

(Continued from page 6)

need one for each band you work. See the ARRL Handbook and Antenna Book for more information.

### Labels Lambasted

POPULAR ELECTRONICS has always had a very attractive cover except for one thing—the mailing label. At the moment, I'm looking at the cover of the April (1964) issue which reads: "...d circuit," "... 'talkie,'" and "...t kit (p. 65)." Is there any way to remove



the label without ruining the cover? Better yet, how about putting it on the back cover?

RICK VOGT, WN9JRY  
Chicago, Ill.

There's no handy way to remove mailing labels that we know of, Rick, unless it's steaming them off, and, unfortunately, we'd get in trouble with the post office if we put them on the back cover. Most months we do try to put the printing where the label won't be, however.

### "Secret Tube" Claims Disputed

Concerning "The Secret Tube That Changed the War" (March, 1964) which is credited to Major Harold Zahl by author Orr, your readers may be interested to know that the basic patent on such a tube, which included the tuned circuits as well as the electrodes in a glass envelope, was filed by the writer in England during 1925 and issued under International Convention in the United States during 1930. The Zahl tube in fact was so similar to the writer's 1925 model 150-mc. tube described in his patent that a settlement in favor of the writer was obtained by action in the United States Court of Claims, Washington, D. C.

W. J. BROWN  
Registered Professional Engineer  
Stamford, Conn.


Intrigued by Mr. Brown's letter, we asked both Dr. Harold A. Zahl and author Orr to comment on it. Both were kind enough to do so, and their letters (in part) appear below.

U. S. Patent No. 2,522,557 covering the VT-158 as mentioned in Mr. Orr's story was filed by the undersigned on Jan. 25, 1943, and issued Sept. 19, 1950. Twenty-six claims covering the features of my tube were granted. Eighteen earlier patents, including Mr. Brown's, were cited during the prosecution of my patent application. The issuance of my patent by the U. S.

POPULAR ELECTRONICS



# Is this where your job in electronics is taking you?



**DEAD  
END**

That's up to you. Everyone knows education is what pays off in electronics. Keep learning and your job is a starting point—stop and it's the end of the road. Sure, going to school may be impossible. But you can continue your education and put yourself in line for a better job through a CREI Home Study Program in Electronic Engineering Technology. You're eligible if you work in electronics and have a high school education. If your knowledge of fundamentals is rusty, CREI's refresher course

will take care of that problem. Our free book gives all the facts—mail coupon or write: CREI, Dept. 1207-B, 3224 Sixteenth St., N.W., Washington 10, D.C.

### SEND FOR FREE BOOK

The Capitol Radio Engineering Institute.  
Dept. 1207-B 3224 Sixteenth St., N.W.  
Washington 10, D.C.



Please send me FREE book describing CREI Programs in Electronics and Nuclear Engineering Technology. I am employed in electronics and have a high school education.

ACCREDITED MEMBER OF THE NATIONAL HOME STUDY COUNCIL

**CREI**  
FOUNDED 1927

Name \_\_\_\_\_ Age \_\_\_\_\_

Address \_\_\_\_\_

City \_\_\_\_\_ Zone \_\_\_\_\_ State \_\_\_\_\_

Employed by \_\_\_\_\_

Type of Present Work \_\_\_\_\_

Check:  Home Study  Residence School  G.I. Bill

PE-11

*A New Dimension...  
...IN MUSIC*

AVAILABLE  
COMPLETELY  
ASSEMBLED  
OR IN A  
KIT FORM



## AUDIO-COLOR

Add visual excitement to hi fi or stereo system with AUDIO-COLOR . . . a transistorized unit that can be easily attached to your hi fi, stereo, tape recorder . . . even most radios.

A moving panorama of color casts dancing images on a soft frosted screen as the music plays. Brilliance of light reflects the various volumes as it rises and falls with each beat of the music. AUDIO-COLOR is simple to build . . . screwdriver and soldering iron are all the tools you'll need.

Now you can see your favorite recordings or stereo tapes with the AUDIO-COLOR . . . a real conversation piece for music lovers and electronics enthusiasts alike.


Kit w/walnut finished cabinet . . . . . \$39.95

Completely assembled unit in walnut finished cabinet \$49.95

Complete instructions included / Shipped Railway Express Collect—Send check or money order to:

**CONAR** Division of National Radio Institute, Dept. GA4C  
3939 Wisconsin Ave., Washington, D.C. 20016  
CIRCLE NO. 24 ON READER SERVICE PAGE

now!  
**15° TRACKING**  
lowers  
distortion



**SHURE**

*Stereo 15° Dynamic*

**SERIES M44 SCRATCH-PROOF CARTRIDGE  
WITH RETRACTILE STYLUS**

Low-cost way to upgrade your Hi-Fi system! Plays records with a refreshing vitality and clarity because it conforms to the 15° effective cutting angle now being used by major record companies. Makes it impossible to damage record sound by accidental scratches, too.

**SHURE BROTHERS, INC.**

222 Hartrey Ave. • Evanston, Illinois

CIRCLE NO. 26 ON READER SERVICE PAGE

## Letters

(Continued from page 8)

Patent Office indicates that my tube was patentably different from all of these earlier patents, including the patent to Mr. Brown. I, of course, do not wish to take any credit for what Mr. Brown did. My patent covers my contribution to an art in which many others made successive contributions.

The VT-158 was made in production lots of tens of thousands and the radar sets using these tubes saw service in both major theaters of WW II and later in Korea. I enjoyed Mr. Orr's article very much and his accolades made particularly pleasant reading for me.

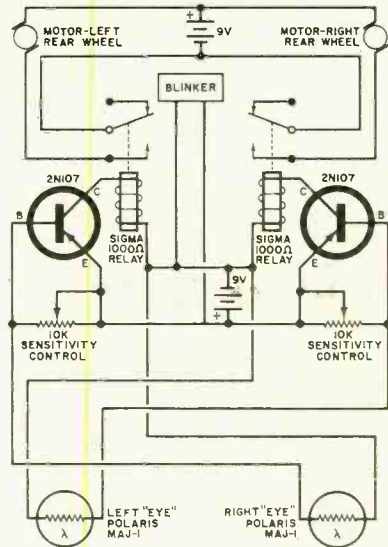
HAROLD A. ZAHL  
Fort Monmouth, N.J.

■ Many interlocking and overlapping patents exist in the field of electronics and several patents exist in the area of electron tubes which contain internal circuitry. The Coaxitron is one such example, and other patents in this field are traceable to de Forest and Edison. In any event, Dr. Zahl created a device that was sorely needed and was not otherwise available, and that served his country in a time of dire need.

WILLIAM I. ORR  
San Carlos, Calif.

## He Builds "The Lightning Bug"

■ The statement you made recently that "The Lightning Bug" (Carl and Jerry, Nov., 1963) exists only in the story is false. Needing a new stunt for a Halloween party, I built a prototype. The schematic shows



the design used—the exterior is a matter of taste. Currently I'm working on "The Girl Detector" (Carl and Jerry, Jan., 1964).

RALPH M. REESE, JR., WN4QAA  
Niceville, Fla.

*We hope you make out well with your second project, Ralph!*

## The "Forgotten" Citizens Band

■ A holder of Class B, C, and D Citizens Radio permits (in addition to an amateur ticket), I have never once read about operations in the 460-470 mc.



# POPULAR ELECTRONICS

## PRODUCT SERVICE PAGE

You can get additional information promptly concerning products advertised or mentioned editorially in this issue

**1** Circle the number on the coupon below which corresponds to the key number at the bottom of the advertisement or is incorporated in the editorial mention that interests you.

**2** Add up your total number of requests and fill in the box in the upper right-hand corner of the coupon.

**3** Mail the coupon to the address indicated below.

**4** Please use this address only for Product Service requests.

**POPULAR ELECTRONICS**  
**P. O. BOX 8391**  
**PHILADELPHIA 1, PA.**

NUMBER OF REQUESTS

*Please send me additional information about the products whose code numbers I have circled*

1 2 3 4 5 6 7 8 9 10 11 12 13 14 15 16 17 18 19 20 21 22 23 24 25  
26 27 28 29 30 31 32 33 34 35 36 37 38 39 40 41 42 43 44 45 46 47 48 49 50  
51 52 53 54 55 56 57 58 59 60 61 62 63 64 65 66 67 68 69 70 71 72 73 74 75  
76 77 78 79 80 81 82 83 84 85 86 87 88 89 90 91 92 93 94 95 96 97 98 99 100

NAME (Print clearly) \_\_\_\_\_

ADDRESS \_\_\_\_\_

CITY \_\_\_\_\_ STATE \_\_\_\_\_ ZIP CODE \_\_\_\_\_

**VOID AFTER JULY 31, 1964**

7



Send  
**POPULAR  
ELECTRONICS**  
Every  
Month

NAME .....

ADDRESS .....

CITY ..... ZONE ..... STATE .....

3 years for \$10

Check one:  2 years for \$7

1 year for \$4

*In the U. S., and possessions.*

Payment Enclosed     Bill Me

Foreign rates: Canada and Pan American Union countries, add .50 per year; all other foreign countries, add \$1 per year.

New                       Renewal

**Mail to: POPULAR ELECTRONICS**

Dept. 1-2258, 434 S. Wabash Ave., Chicago, Ill. 60605



**service faster with Fast-Fax**

Raytheon Fast-Fax puts tube data for 600 types right at your fingertips. Stays up-to-date with "pop-in" supplements (including new types in '65 sets). Operates as an interchangeability guide and inventory control. See it at your Raytheon Distributor. You'll wonder how you ever got along without it. Fast-Fax. Only \$3.95.



## Letters

(Continued from page 10)

Class B Citizens Band. A number of years ago, one company put out a relatively inexpensive transceiver for this region, but to date all the equipment I have seen for 460 consists of high-priced business rigs. Who manufactures this equipment? Are there any individuals with a "B" ticket or am I the only one?

DAVE P. WEIK, KA10619/KAG3247  
Livingston, N. J.

*You are not alone, Dave. Theoretically at least, the 460-470 mc. Class B service is intended for exactly the same purposes as the 26.96-27.255 mc. Class D service, and anyone can get a Class B ticket if he has a need for one; many have. Equipment is another story, however. Gear—which must conform to FCC Regs—is expensive to produce for 460, is relatively difficult to install and service, and has a limited range in some locales. Practically speaking, therefore, the band is used mostly by small businesses and others with communications needs more pressing than those of most CB'ers. Some manufacturers of Class B equipment are Link, RCA, Motorola, and GE.*

### Pico Equals Micromicro

POPULAR ELECTRONICS recently published the schematic of a wireless microphone ("Transistor Topics," March, 1964), giving the values of two capacitors as 100 pf. and 250 pf. What does "pf." mean?

CHARLES F. LESTER, M. D.  
Miami, Fla.

*The abbreviation "pf." is for "picofarad" which replaces the older term, "micromicrofarad" (μμf.). "Pico" was one of the recommended unit prefixes recently adopted by the International Committee on Weights and Measures, and means (as does "micromicro") 10<sup>-12</sup>.*

### Found: Genuine Bargain

With reference to "Bargains by the Bagful" (February, 1964), you may be interested in a good buy I made recently—the amplifier section of a stereo tape recorder manufactured by a firm which went out of business. The unit—selling for 95 cents—included 37 half-watt resistors, 8 one- and two-watt units, 33 capacitors, 7 tube sockets, 2 dual controls with switches—over 80 parts, ALL of which checked good!

DENNIS C. SMITH  
Detroit, Mich.

*Any more where those came from, Dennis?*

## Out of Tune



**C Bridge** (November, 1963, page 66). The value of C1, specified in the Parts List as 100 μf., should be .001 μf. as shown in the schematic diagram.

**The WXCVR** (January, 1964, page 65). The value of C2, specified in the Parts List as 470 μf., should be 470 μμf. (or pf.) as shown in the schematic diagram.



**NOW IT'S A BREEZE**

to paint everything  
you see here  
including the room—  
with the

**WORLD'S FIRST ROTARY  
ACTION PAINT GUN!**

All yours with practically  
**NO MISTING — NO OVERSPRAY —  
CAN'T EVER CLOG IN OPERATION!**

**ONLY THE SLOAN-ASHLAND  
ROTARY ACTION PAINT GUN...**

let's you paint a line  
so fine you can  
write your name ...



cover a full foot-and-a-  
half swath with one pass ...



paint with 'n inches ...



**Covers 300% more width  
in each stroke than a 6" brush or roller ...**

Now you can do 100 Sq. ft. of surface in minutes—because you cover three times as much area on each stroke, with the Sloan-Ashland Rotary Paint Gun. You cover a full foot-and-a-half swath with perfect control. Big job or small ... inside or outside ... whether you're spraying paint or other fluids—nothing does the work as quickly, as easily as this amazing paint gun!

**Typical Oval Pattern of  
Ordinary Spray Gun.**



Oval spray and wide feathering around edges make precise work difficult, requires extensive masking.

**"Straight Line" Pattern of  
Sloan-Ashland Paint Gun.**



Straight line spray and minimum of feathering gives you perfect control for the most precise painting.

Delivers as much paint per minute as a \$200 industrial compressor model. HANDLES WATER SOLUBLE, RUBBER BASE, OIL BASE, FLAT, SEMI-GLOSS AND ENAMEL PAINTS. LIGHT OILS ... INSECTICIDES ... FLOOR WAXES, POLISHES AND OTHER LIQUIDS.

- No costly compressors
- No nozzles, needles, strainers to clog
- No air hoses to drag
- No flimsy vibrators
- **2-SPEED OPERATION** for perfect control of light and heavy liquids.
- **FINGER-TIP CONTROL OF PAINT FLOW**—trigger lets you start and stop spraying instantly
- **ADJUSTABLE GATE FOR EXACT WIDTH OF SPRAY YOU WANT**—from 1/4" to 18"—can't ever clog in operation.
- **CLAMP-ON CAN** holds full quart
- **PAINT VOLUME CONTROL** lets you deliver just the amount of paint desired to the working surface
- For 115V AC operation
- Fully guaranteed
- **ALUMINUM DIE CAST HOUSING** for light weight and rugged durability
- **CAN'T EVER CLOG IN OPERATION**  
Powerful GE motor and rotary action spin the paint at a steady 17,000 FPM ... actually makes the Sloan-Ashland Paint Gun impossible to clog in operation!
- Reduces misting and overspray to a minimum. Eliminates 90% of usual masking! No more need to cover everything in sight.

**AMAZINGLY EASY TO CLEAN OR CHANGE COLORS ...**

Fill container with water or proper solvent, run gun for a minute or two. That's all there is to it! No mess, no bother!



**FREE**

**TWO QUARTS OF  
SPRED-SATIN PAINT**

American Products Division, 589 Broadway, New York 12, N.Y.

Send me your new Sloan-Ashland Rotary Paint Gun. I may use it for seven days free, and return it at your expense if I am not fully satisfied.

Also—send me two free quarts of Spred Satin Paint (worth \$4.30) which I may keep and use whether or not I agree to buy the Sloan-Ashland Rotary Paint Gun.

If I do agree to keep it, I will pay only \$8.50 a month until I've paid the low price of just \$59.95 (plus shipping and handling).

Name \_\_\_\_\_  
(Please print)


Street \_\_\_\_\_

City \_\_\_\_\_ Zone \_\_\_\_\_ State \_\_\_\_\_

Where employed \_\_\_\_\_

Home phone number \_\_\_\_\_

## HERE IN ONE PUBLICATION



ARE ROAD TESTS ON TWENTY '64 CARS—COMPARATIVE DATA ON FIFTY-TWO OTHER MODELS—A BEAUTIFUL SALON OF GREAT MOTOR RACING PHOTOGRAPHS—A RUNDOWN ON AVAILABLE ACCESSORIES—A COMPARISON-IN-DEPTH OF FORD AND CHEVROLET—NEWS OF TECHNICAL ADVANCES AND INNOVATIONS—ALL IN THE 1964 CAR AND DRIVER YEARBOOK—NOW ON SALE AT YOUR FAVORITE NEWSSTAND FOR ONLY ONE DOLLAR.

*Of, if you prefer, use this handy coupon for ordering.*

Ziff-Davis Service Division, Dept. CDY PE74  
589 Broadway, New York 12, New York

Please send me \_\_\_\_\_ copies of the 1964 CAR AND DRIVER YEARBOOK, at \$1.00 each—plus 15¢ mailing and handling charge on each. (Canada & Overseas: \$1.25 plus 25¢ postage.)

I enclose \_\_\_\_\_.

NAME \_\_\_\_\_

ADDRESS \_\_\_\_\_


CITY \_\_\_\_\_ ZONE \_\_\_\_\_ STATE \_\_\_\_\_



## Tips and Techniques

### DEGAUSS YOUR TAPE RECORDER HEADS

When your tape recorder begins to sound "muddy," it's a good indication that the heads are in need of degaussing (or demagnetizing). There are commercial degaussers available, but it's easy to make one. Saw a  $\frac{1}{8}$ " slot in a  $\frac{1}{2}$ " flat iron washer and wind six or eight turns of #14 or #16 insulated wire on the washer. Connect the wire ends to your soldering gun (after you remove the soldering element), and you'll be able to degauss both the heads and guides. The tool can also be used to erase small sections of recorded tapes, such as unwanted switch pops, or words.



—R. K. Dye

### A "BELT" FOR YOUR SIGNAL

Planning to take your transistor radio on a camping or hiking trip? For better reception, make a belt out of TV twin-lead and a buckle from an old belt. Cut the twin-lead to a length slightly longer than one of your regular belts, and punch the appropriate holes in it. Fold over the



buckle end and fasten it securely. Now connect the leads together at the other end, and solder one of the leads at the buckle end to the buckle. A clip-lead from the



# any\*

Yes, in any CB application...you'll outperform 'em all with a

## MESSENGER®



### Your own 2-way radio for Business or Personal use!



**"PERSONAL MESSENGERS"**—Compact, hand-held 100 milliwatt or 1½ watt units! Rugged and reliable—11 transistors, 4 diodes. Twice the sensitivity and 40% more range than similar units with conventional circuitry—more output than similar units with same rated inputs!

Cat. No. 242-101..... 100 Milliwatts..... **\$109.50 Net**  
 Cat. No. 242-102..... 1½ Watts..... **\$129.50 Net**

**"MESSENGER" AND "MESSENGER TWO"**—For mobile or base stations. High efficiency design makes full use of maximum allowable legal power. Excellent receiver sensitivity and selectivity. Automatic "squelch" control. 5 crystal controlled channels on the "Messenger" and 10 crystal controlled channels plus tunable receiver on the "Messenger Two".

#### "MESSENGER"

Cat. No. 242-127  
 115 VAC/6 VDC..... **\$114.95 Net**  
 Cat. No. 242-128  
 115 VAC/12 VDC.... **\$114.95 Net**

#### "MESSENGER TWO"

Cat. No. 242-162  
 115 VAC/6 VDC..... **\$169.95 Net**  
 Cat. No. 242-163  
 115 VAC/12 VDC.... **\$169.95 Net**

**"MESSENGER III"**—Offers everything you ever wanted in a CB transceiver... compact size, a husky signal, extreme sensitivity, razor-sharp selectivity—and complete flexibility for base station, mobile, public address, or battery powered portable use! Double conversion receiver—set-and-forget "Volume" and "Squelch" controls—11 channel coverage—"Tone Alert" Selective Calling System available as accessory.

Cat. No. 242-150..... 12 Volts DC Messenger III..... **\$189.95 Net**  
 Cat. No. 250-823..... 117 Volt AC Power Supply..... **\$ 29.95 Net**

The nation's most popular  
 Citizens Radio equipment line!

\*Rated BEST by Distributor  
 Sales men in National Survey!



WRITE TODAY for full color brochure, or see your Dealer/Distributor and ask for a demonstration!

**E. F. JOHNSON COMPANY**

2425 TENTH AVE. S.W. • WASECA, MINNESOTA

CIRCLE NO. 9 ON READER SERVICE PAGE

# START YOUR CAREER IN ELECTRONICS NOW AT RCA INSTITUTES...

Choose from this list

|   | INDUSTRY DESIGNATED<br>JOB TITLES   | RCA PROGRAM   | ENTRANCE<br>REQUIREMENTS  |
|---|---|---|---|
| A | Engineering Aide<br>Junior Engineer<br>Field Engineer<br>Sales Engineer<br>Electronics Instructor | Electronics<br>Technology (T-3)                       | High School grad,<br>with Algebra,<br>Geometry, Physics.<br>(Review courses<br>available) |
| B | Computer Technician<br>Broadcast Engineer<br>Field Technician<br>Medical Electronic<br>Technician | Industrial and<br>Communications (V-7)<br>Electronics | *2-yrs. High School<br>with Algebra, Physics<br>or Science                                |
| C | Electronic Tester<br>Junior Technician<br>Service Man   | Electronics and<br>Television Receivers<br>(V-3)      | *2-yrs. High School<br>with Algebra, Physics<br>or Science                                |
| D | Industrial Electronic<br>Technician   | Automafon<br>Electronics (V-14)                       | Radio Receiver and<br>Transistor Background   |
| E | Computer Service<br>Technician  | Digital Computer<br>Electronics (V-15)                | Radio Receiver and<br>Transistor Background   |
| F | Coder, Junior Program-<br>mer, Console<br>Operator  | Computer Programming<br>(C-1)                         | College Grad. or<br>Industry Sponsored  |
| G | Programmer-Analyst  | Computer Programming<br>(C-2)                         | Programming<br>Experienced  |
| H | TV Serviceman   | Color Television                                      | Television Background   |
| I | Transistor Circuits<br>Specialist   | Transistors   | Radio Background  |

DAY & EVENING CLASSES: Coeducational Classes Start 4 Times Each Year.

\*Experience may be substituted.  
Preparatory Courses available.

RCA Institutes is one of the largest technical institutes in the United States devoted exclusively to electronics. Free Placement Service. Applications now being accepted for next term classes in New York City.



The Most Trusted Name  
in Electronics  
RADIO CORPORATION OF AMERICA



RCA Institutes, Inc. Dept. PFR-74  
350 West Fourth Street  
New York 14, New York

Please send me your FREE catalog. I am interested in the courses circled below.

A B C D E F G H I

Name \_\_\_\_\_ (please print)

Address \_\_\_\_\_

City \_\_\_\_\_ Zone \_\_\_\_\_ State \_\_\_\_\_

For Home Study Courses See Ad On Opposite Page

## Tips


(Continued from page 14)

transistor radio antenna jack to the buckle will improve reception, especially in remote areas far from a radio station.

—John A. Comstock

### REMOVE EXCESS SOLDER WITH A "SOLDER SUCKER"

Softening solder with heat is just part of the de-soldering problem. Using a wire brush to remove the soft solder causes it to splatter around where it isn't wanted. You can solve this problem with an empty squeeze bottle and an empty ball-point pen cartridge. Just remove the feed tube from



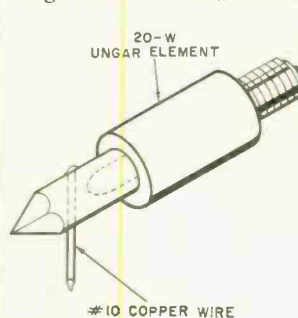
inside the squeeze bottle, and enlarge the opening in the nozzle to accept the cartridge from which the ball-point tip has been removed.

To use the "solder sucker," squeeze the bottle and plunge the end of the tube into the pool of melted solder, then release the pressure on the bottle. The solder will be sucked up into the bottle. Should the tip become clogged, it can be cleaned with heat and a piece of wire.

—Jerome Cunningham

### DOUBLE-DUTY SOLDERING TIP

Need a small low-heat soldering tip? Carefully drill a hole through the end of an Ungar 20- or 50-watt soldering tip element,



drilling as close to the end as possible to avoid damage to the heating element. Mash one end of a short length of #10 solid copper wire and insert the other end through the hole. Force the

mashed end tightly into the hole to keep the wire in place. Dress the other end of the wire with a file to a chisel or pyramid tip, and tin it. The original larger tip can still be used whenever you wish.

—James F. Glennon

Exclusive with **RCA** ...

# AUTOTEXT

## new, faster, easier way toward a career in electronics

**EXCLUSIVE WITH RCA.** "AUTOTEXT", developed by RCA and introduced by RCA Institutes, Inc. is a system of programmed instruction, a method of learning proved with thousands of students. This beginning course in electronics is accurately planned so that as you read a series of statements, questions, and answers, you learn almost without realizing it. It's fast! It's easy! It's fun!

**BEGIN NOW WITH RCA "AUTOTEXT".** Now you can start your home training the amazing new RCA "AUTOTEXT" way. And, you get a complete set of theory lessons, service practice lessons, experiment lessons, and all the kits you need. Because "AUTOTEXT" has been designed to help you master the fundamentals of electronics more quickly, more easily—almost automatically — you'll be ready to go on to advanced training in electronics sooner than you ever thought possible.

**STUDENT PROVED.** Prove it to yourself as others throughout the country are now doing. An interest or inclination in electronics is all you need. RCA "AUTOTEXT" helps you to do the rest. The future is unlimited. The jobs are available! The important thing is to get started now.

### FREE OFFER!

We'll send you complete information on amazing new RCA "AUTOTEXT", along with a free sample of a home training lesson in Electronics Fundamentals to prove to you how easy it is to learn this new way. Check Electronics Fundamentals and information will be rushed to you.

Classroom Training Available in New York City, and Cherry Hill (near Camden) New Jersey. Check "Classroom Training" and we will rush information.



**RCA INSTITUTES, INC.**, Dept. PE-74  
A Service of Radio Corporation of America 350 West 4th St., New York 14, N. Y.

The Most Trusted Name in Electronics

### Complete Selection of Home Training Courses.

- Electronics Fundamentals (also available in Spanish)
- TV Servicing
- Color TV
- Transistors
- Communications Electronics
- FCC License Preparation
- Mobile Communications
- Drafting
- Computer Programming
- Automation Electronics
- Industrial Electronics
  - Automatic Controls
  - Industrial Applications
  - Nuclear Instrumentation
  - Digital Techniques

All RCA Institutes Home Training Courses are complete step by step easy-to-understand units. You get prime quality equipment in the kits furnished to you to keep and use on the job. In addition, RCA's liberal tuition plan affords you the most economical possible method of home study training. You pay for lessons only as you order them. If you should wish to interrupt your training for any reason, you do not owe one cent. Licensed by the N.Y. State Department of Education. Approved for Veterans.

RCA Institutes, Inc. Dept. PE-74  
350 West 4th St., New York, N.Y. 10014

Please rush me FREE illustrated book with information checked below. No obligation. No salesman will call.

Electronics Fundamentals \_\_\_\_\_

Other Home Training (choice of courses): \_\_\_\_\_

Classroom Training (choice of city): \_\_\_\_\_

Name \_\_\_\_\_ Age \_\_\_\_\_


Address \_\_\_\_\_

City \_\_\_\_\_ Zone \_\_\_\_\_ State \_\_\_\_\_

CANADIANS: Take advantage of these same RCA Institutes Courses at no additional cost. No postage, no customs, no delay. Fill out coupon and send in envelope to: RCA Victor Ltd., 5581 Royalmount Ave., Montreal 9, Quebec.



# SELLING YOUR TRANSCEIVER? BUYING THAT AMPLIFIER?



The 420,000 Live Wires who buy POPULAR ELECTRONICS each month will make it worth your while to place a classified ad at the low personal rate of only 45¢ a word.

This, the largest readership in its field in the world, offers the perfect market for making contacts. It's possible a great many of these readers are practically neighbors of yours, yet it is only through the medium of our classified columns that your mutual needs may be met.

Take advantage of our special personal rate of 45¢ a word (including name and address)

## NO MINIMUM REQUIRED

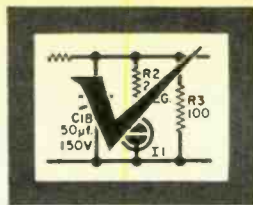
a saving of 30¢ a word from  
our commercial rate of 75¢.

A small investment is sure to bring large results. Write your ad today and mail it with your payment, to:

MARTIN LINCOLN  
Classified Advertising Manager  
POPULAR ELECTRONICS  
One Park Ave., New York, N. Y. 10016

SEPTEMBER ISSUE CLOSING JULY 6TH

## Operation Assist



**T**HROUGH THIS COLUMN we try to make it possible for readers needing information on outdated, obscure, and unusual radio-electronics gear to get help from *other* readers. Here's how it works: Check over the list below. If you can help anyone with a schematic or other information, *write him directly*—he'll appreciate it. If you need help, send a post card direct to **OPERATION ASSIST**, POPULAR ELECTRONICS, One Park Avenue, New York, N.Y. 10016. Give the maker's name, the model number, year of manufacturer, bands covered, tubes used, etc. Be sure to print or type everything legibly, including your name and address, and be sure to state specifically what you want, i.e., schematic, source for parts, etc. Remember, *use a post card*; we can handle them much faster than letters. And don't send a return envelope; your response will come from fellow readers. Because we get so many inquiries, none can be acknowledged, and POPULAR ELECTRONICS reserves the right to publish only those requests that normal sources of technical information have failed to satisfy.

### Schematic Diagrams

**Motorola** FM receiver, chassis P 8116A1 H-C. Highway Patrol surplus. (James Wyma, 4230 N. 31 Ave., Phoenix, Ariz. 85017)

**General Electric** Model J76 receiver, ser. 862, mid-30's. (Gerald Widlake, Didsbury, Alberta, Canada)

**MD-23/ARA-3** surplus modulator made by Ballantine Labs. (Howard Butler, Jr., 3315 W. Louisiana St., Midland, Texas 79702)

**Superior Instrument** Model TV-11 tube tester. (Thomas M. Sutton, 820 Chestnut St., Burkburnett, Texas 76354)

**Spartan** Model 4970 AM-FM receiver, chassis SS10. (Steve Citrin, 6220 W. Tenth Ave., Hialeah, Fla.)

**Western Auto Supply** "Air Patrol" Model 276 receiver, about 1935. Covers 540 kc. to 18.5 mc. in three bands. (John D. Mutch, Route 2, Box 97, Paul, Idaho)

**Zenith** Model 11S474 three-band receiver, ser. S617231, chassis 1103. (Allen L. Andersen, 7945 S.W. 83 Ave., Portland, Ore. 97223)

**RCA** Model ACR175 ham receiver, about 1936. Tunes 550 kc. to 60 mc. (T. Cecire, 73 Mawal Dr., Cedar Grove, N.J.)

**Capehart** (div. of Farnsworth Corp.) Model 13LH2 three-band receiver plus phono, pre-war. 13 tubes. (Ken Grant, Box 36, Hubbard, Ore. 97032)

**Supreme** Model 542 multimeter, ser. 29321. (S. H. Wood, 29120 Lund, Warren, Mich. 48090)

**Hallicrafters** Model 5R42 "Continental," a.c.-d.c. s.w. and B.C. (James E. Bradbury, 4225 Beauty Lane, St. Louis, Mo. 63134)

**Hartman** Model 3059 30-watt marine radiotelephone. (Sanford C. Olshansky, 20100 Tracey Ave., Detroit 35, Mich.)

**RCA Victor** disc recorder, Model MI-12701, circa 1940. (Steven Zeigler, 1415 Beaver Rd., Sewickley, Pa. 15143)

(Continued on page 20)

# Coming up in August

## 4th Annual CB Equipment Buyer's Guide & Directory

16-page Special  
Section

On sale  
July 21



● Details on all models of CB transceivers, antennas, accessories, walkie-talkies, microphones, etc. Specifications will be presented in a handy format enabling comparison between models of different manufacturers.

### Also in August:

A variety of new and unusual projects and gadgets that you can build—including the "X-Line Night Light," a receiver for model control using an ultrasonic whistle and a solid-state hi-fi or laboratory shut-off device.

### Also in August:

DX'ing Jupiter! An unbelievable—but true—story of how SWL's can actually hear radio signals generated by the Great Red Spot in the cloud cover of Jupiter.

# LATEST SAMS BOOKS FOR EVERYONE IN ELECTRONICS



## USE THIS HANDY ORDER FORM

- How To Read Schematic Diagrams.** Not only shows you how to read and interpret diagrams, but analyzes each component, its construction, and its circuit purpose. Order **R5D-1**, only..... **\$1.50**
- Computer Circuit Projects You Can Build.** Starting with a simple flip-flop circuit, this book details the construction of 13 basic analog and digital computer-circuit projects. You not only learn computer circuitry but build useful devices as well. Order **BOC-1**, only **\$2.95**
- ABC's of Short-Wave Listening.** Your introduction to the exciting world of short-wave radio; tells what programs are available; gives practical advice on receivers, antennas, best listening times; a wonderful guide to this great hobby. Order **SWL-1**, only... **\$1.95**
- North American Radio-TV Station Guide.** Full data on 1000 VHF and UHF TV stations, over 5000 AM stations and 1500 FM stations; includes 14 valuable station location maps. Invaluable for DXers, TV-radio technicians, etc. Order **R5G-2**, only... **\$1.95**
- Sams PHOTOFACT Guide to TV Troubles.** Causes of more than 90% of TV troubles can be isolated in minutes by following the procedures described in this book; shows symptoms, analysis checks and where to look for troubles. Order **PFG-1**, only... **\$2.95**
- Transistor Ignition Systems Handbook.** Clearly explains the principles, installation and tuning up of these new transistor ignition systems which are revolutionizing the auto industry. Order **IGS-1**, only..... **\$2.50**
- How to Repair Major Appliances.** Explains operating principles and shows how to repair refrigerators, freezers, automatic washers, dryers, dishwashers, garbage disposal units, air conditioners, water heaters, etc. Order **MAJ-1**, only..... **\$3.95**
- Basic Electronics Series, 6 Vols.** Dynamic new explanation of circuit action through the use of unique 4-color diagrams which show you what takes place during every moment of circuit operation. Volumes cover: Amplifier, Detector & Rectifier, Oscillator, Transistor, Radio, and TV Sync. & Defl. Circuits. Save \$2.75. Order **BEL-60**, all 6 volumes, only... **\$14.95**
- CB Radio Construction Projects. CBG-1**..... **\$2.50**
- Amateur Radio Construction Projects. ARP-1**..... **2.50**
- TV Diagnosis & Repair. TDR-1**..... **\$1.50**
- Radio Receiver Servicing. RS-2**..... **2.95**
- Modern Dictionary of Electronics. DIC-2**..... **6.95**
- TV Servicing Guide. SGS-1**..... **2.00**
- Handbook of Electronic Tables & Formulas. HTF-2**..... **3.95**
- Electronic Experiments & Projects. ESE-1**..... **2.50**
- Tube Substitution Handbook. TUB-7**..... **1.50**
- 101 Ways to Use Your VOM & VTVM. TEM-3**..... **2.00**

### Famous ABC's Books

- Computer Programming. CPL-1**..... **\$1.95**
- Computers. ABC-1**..... **1.95**
- Electronic Test Equipment. STE-1**..... **1.95**
- Electronics. ELW-1**..... **1.95**
- Electronics Drafting. DRA-1**..... **\$1.95**
- Transistors. TRA-1**..... **1.25**
- Electronic Organs. ECO-1**..... **1.95**
- Hi-Fi & Stereo. NSF-1**..... **1.95**

## HOWARD W. SAMS & CO., INC.

Order from any Electronic Parts Distributor or mail to Howard W. Sams & Co., Inc., Dept. PE-7  
4300 W. 62nd St., Indianapolis 6, Ind.

Send books checked above. \$\_\_\_\_\_ enclosed.

Send FREE Booklist.  Send Photofact Index.

Name \_\_\_\_\_

Address \_\_\_\_\_

City \_\_\_\_\_ Zone \_\_\_\_\_ State \_\_\_\_\_

IN CANADA: A. C. Simmonds & Sons, Ltd., Toronto 7  
**CIRCLE NO. 20 ON READER SERVICE PAGE**

## Operation Assist

(Continued from page 18)

**Halicrafters S-36A** UHF receiver. Tunes 28-143 mc. (Fred L. Schultz, Box 182, Hasbrouck Heights, N.J.)

**CRR-52253** surplus transmitter made by Bendix Corp. about 1940. (Davis Straub, 809 Podva Rd., Danville, Calif.)

**Solar "Exam-eter,"** Model CF, ser. 91674. (C. B. Sutherland, 7272 Walling Lane, Dallas 31, Texas)

**Apollo** 16-mm. sound projector made by Excel Movie Products. Has two-tube amplifier that broadcasts audio to radio receiver. Uses infrared scanning system. (R. H. Reiter, Route 2, Box 97, Chesterton, Ind.)

**U. S. Marine** crystal-controlled receiver made by Fisher Research Labs., Type RS25-3. (John R. Sandefur, 536 Elizabeth St., Natchitoches, La. 71457)

**Atwater Kent** Model 649 BC-s.w. receiver, about 1930. (R. W. Masse, 166 Boston St., Salem, Mass. 01970)

**Dictascriber** wire recorder made by Magnetic Corp. of America. (James Heath, Triangle Trailer Corp., Lafayette, Ind.)

**BC-455-B** surplus receiver. 6-9.1 mc. (Curt Cochran, 13 Kingston Heights, Kingston, Tenn. 37763)

**Fada TV** Model TV-125, before 1949. (Ernesto Alvarado, Box 969, San Jose, Costa Rica, C.A.)

**Firestone** (model unknown) three-band receiver/phone combo. 11 tubes. Circa 1945. Has push-button tuning on BC. (Bob Cooley, 418 East 5 St., Port Clinton, Ohio)

**Mercury "Mark I"** CB set imported by International Communications Corp. of Santa Monica. (R. Hammond, Killian Co., 933 Linden Ave., Winnetka, Ill.)

**Triumph** Model 830 oscilloscope. (Barry Abrams, 7 Stuyvesant Oval, New York, N.Y. 10009)

**Majestic** Model G-25-A BC receiver, ser. 25723. Uses 84, 58, G89, 57AS tubes. (R. L. Young, Woodmont, Conn.)

**Western Auto Supply** Model 1139 10-tube, 5 bands. Tunes 530 kc. to 18 mc. (Paul Cloud, 6567 Eldridge St., San Diego 20, Calif.)

**United American Bosch Corp.** Model S50 (or 810) receiver, ser. 129750. Three bands. (Hans G. Albrecht, RFD 3, Route 6, Newtown, Conn. 06470)

**Bendix** BC receiver, Model 687A, a.c.-d.c. or battery-operated. Circa W.W.II. (Bernard Kubiak, 1306 Ash St., Olean, N.Y. 14760)

**AGA** Model 1777 7-band, 7-tube s.w. receiver. Made in Sweden. Circa 1928. (Augustin Ortiz M., M. Calizas #535 Lomas, Mexico 10, D.F., Mexico)

**Aurex** 4-tube high-gain p.a. amplifier with built-in dynamic mike. (Ed Weidner, 678 Columbus, Benton Harbor, Mich.)

**Lafayette** Model HE-37 walkie-talkie. (S. E. Hollich, 12712 S. Memorial Parkway, Huntsville, Ala.)

## Special Data or Parts

**Bendix** Model ATD (type CRR52253) Navy transmitter, about 1940, with 814 in final. Schematic, parts list, and operating manual needed. (John E. Shea, 15-B Carr St., Watsonville, Calif. 95076)

**Wireless** Set No. 19, Supply Unit No. 1 MK1, Army surplus, circa early 1940's. Z.A.12392, M.W. ser. 46735. Schematic and source for parts needed. (Eric C. Karanja, Box 18040, Nairobi, Kenya, E. Africa)

**Case** Model 610 receiver, made in Marlon, Ind., about 1925; has "Tell Time Tuning." Alignment info and a schematic needed. (John Whybrew, Upland, Ind. 46989)

**National Union Radio Corp.** radarscope. 5FP7A CRT base diagram needed. (Bill Gilmour, 19 Edgewood Ave., Hamilton, Ontario, Canada)

**Westinghouse** Model H-212 AM-FM receiver, chassis V-2137, about 1950. Selector switch, part V6140, and dial face needed. (Lewis E. Belch, Box 183, Colerain, N.C.)

**Zenith** Model R615Y table-model radio, chassis 6J05; tunes AM 550-1600 kc. Loop antenna needed. (Ray Smith, 337 W. 6th Ave., Escondido, Calif. 92025)

**BC-1335** Signal Corps receiver. Maintenance and operating manuals wanted, also info for conversion to CB or 10 meters. (Thomas Toms, Route 2, Bostic, N.C.)

(Continued on page 22)





# FREE LAFAYETTE RADIO ELECTRONICS

1964 Catalog No. 640

**422 GIANT SIZE PAGES**

## LAFAYETTE

"WORLD'S HI-FI & ELECTRONICS SHOPPING CENTER"

**GIVES YOU MORE IN '64!**

**MORE STEREO HI-FI • MORE C.B. EQUIPMENT**  
 • MORE TAPE RECORDERS • MORE HAM GEAR  
 • MORE TEST EQUIPMENT • MORE TOOLS  
 • MORE BOOKS • MORE P.A. EQUIPMENT  
 • MORE RADIO & T.V. ACCESSORIES

**MORE BUYING POWER**—choose from Lafayette's three Easy-Pay Credit Plans. Up to 24 months to pay, as little as \$5 monthly.

### LAFAYETTE AMATEUR COMMUNICATIONS RECEIVER



KT-320WX Semi-Kit **64<sup>95</sup>**  
 HE-30WX Wired **79<sup>95</sup>**

HE-30WX

- 8 Tubes plus Rectifier Tube
- Illuminated Slide-Rule Dial
- Built-in Q Multiplier
- Imported

### NEW! LAFAYETTE COMPLETE AM/FM STEREO RECEIVER



LA-215WX  
**109<sup>50</sup>**

LA-215WX

- Sensitive AM/FM Stereo Tuner
- 12-Watt Stereo Amplifier with Front Panel Stereo Headphone Jack
- Just Add Speakers For Complete Stereo System
- Imported



HA-70L

### LAFAYETTE ALL-TRANSISTOR C.B. "WALKIE-TALKIE"

HA-70L  
**10<sup>95</sup>**  
 each  
 2-for-21.00

- Completely Wired—Not a Kit
- Great Fun for Kids Too
- Sensitive Super-regenerative Circuit
- With Antenna, Transmit Crystal, Battery Imported

### LAFAYETTE DELUXE C.B. TRANSCEIVER



HE-20CWX  
**109<sup>50</sup>**  
 MADE IN U.S.A.

HE-20CWX

- 8 Crystal Receive and 8 Crystal Transmit Positions
- Built-in Selective Call Circuitry and Socket
- Dependable Relay Switching
- Push-To-Talk Ceramic Mike

### LAFAYETTE 4-TRACK STEREO RECORD/PLAYBACK TAPE DECK



RK-140WX less case **99<sup>50</sup>**  
 RK-143WX with case **114<sup>50</sup>**

- Built-in Transistorized Record/Playback Preamps
- 2 Level Indicator Meters
- Records Sound-on-Sound
- Complete with Cables, Empty Reel • Imported

**Mail the Coupon for Your FREE 1964 Lafayette Catalog**

LAFAYETTE MAIL ORDER & L. I. SALES CENTER  
 111 Jericho Turnpike, Syosset, L.I., N.Y.

OTHER LOCATIONS

Jamaica, N. Y.  
 Scarsdale, N. Y.  
 New York, N. Y.  
 Bronx, N. Y.  
 Newark, N. J.  
 Plainfield, N. J.  
 Paramus, N. J.  
 Boston, Mass.  
 Natick, Mass.

**LAFAYETTE Radio ELECTRONICS Dept. 16-4**  
 P.O. Box 10, Syosset, L. I., N. Y. 11791

- Send me Stock No. .... shipping charges collect.  
 \$ ..... enclosed.  
 I would like to order Stock No. .... on the Easy-Pay Credit Plan.

Name .....  
 Address .....  
 City ..... State ..... Zip .....



Send me the FREE 1964 Lafayette Catalog 640

# Operation Assist

(Continued from page 20)

**RT-111/TRC-20** surplus unit. Power requirements and schematic wanted. (Joe Cross, 5676 N. E. 22 St., Des Moines, Iowa 50313)

**Brand and Millen** Model 1003 amplifier. Schematic and tubes needed. (E. L. Rowe, 427 Ave. F South, Saskatoon, Sask., Canada)

**Westinghouse** Navy surplus dynamotor. style 1171412-A; numbers on case are CAY-211483, P-719697-1. Operating data needed. (Andrew L. McCaskey, Route 1, Weyers Cave, Va. 24486)

**Sparton** Model 10 three-band superhet. Calibrated glass dial or contact negative of dial needed. (Wesley W. Harris, Route 5, Box 2325, Bremerton, Wash. 98312)

**Zenith** Model 6-B-107 six-tube receiver. Source for No. 15 tubes needed. (J.O. Sanborn, 2312 N.E. 92 St., Seattle, Wash. 98115)

**Silvertone** radio/phono combo, Model 64-65. Third FM-AM i.f. transformer, No. R67804, needed. (F. H. Chapman, 9 Pilgrim Rd., Concord, Mass.)

**Service Instruments Inc.** Model 20-A electronic d.c. voltmeter, ser. 473. Schematic, parts list, and info to convert to a.c.-d.c. needed. (Robert D. Greene, 373 Newton St., Waltham, Mass. 02154)

**Zenith** receiver, ser. S489078, circa 1937-1940; has eight tubes including 1232 loctal. Schematic and alignment info needed. (John J. Bucholtz, Jordan, Minn.)

**Mobilet** (of Beverly, Mass.) Model TR-148 eight-tube transceiver for two meters, series 150, ser. 384. Manual, schematic, technical data needed. (Pete Barth, 13648 Louvre St., Pacoima, Calif.)

**General Electric** Model F70 BC-s.w. receiver, about 1940. Schematic, parts list, and alignment info needed. (R. Barclay, 419 State St., Madison, W. Va.)

**Earl Webber Co.** Model 200 tube tester, ser. 8800. Replacement chart wanted. (Carl Geselchen, 617 Front Ave., Bismarck, N.D.)

**BC-1271-A** 12-tube receiver, ref. 10EU/17901, crystal-controlled on 12s.18 mc., reconditioned by Canadian Aviation Electronics. Schematic and operating manual needed. (Reed Park, 260 Weldrick Rd., Richmond Hill, Ont., Canada)

**Barker & Williamson** surplus receiver, Model OA-65A/MRC-2. Technical manual needed and conversion info for ham use. (Neil Dresback, 1022½ Haskell St., Reno, Nevada)

**Raytheon** color TV, Model C-21C1-M. Horizontal output transformer needed. part 12-E-26639. (Wayne S. Clymer, Route 3, Box 186D, Medford, Ore.)

**Philharmonic** transmitter/receiver, military surplus RT-285A/URC-11. Info wanted to convert to CB use. (Gary Burke, NAS Noris Faetupac ASW, San Diego 35, Calif.)

**Electronic Specialty Co.** "Ranger" aircraft receiver, Model 108, 4 tubes, tunes 195-410 kc. Schematic and technical data needed. (B. J. Funk, 3299 W. 41 St., Cleveland 9, Ohio)

**Silvertone** wire recorder. Wire needed. (S. K. Pawloski, 546 Pine St., Ambridge, Pa.)

**Crosley** receiver circa 1923-1925. Book-type capacitor needed. (Howard Donaghay, 222 Giles Rd., Bridgeton, N. J.)

**Kolster** Type "K" BC receiver. Special parts and schematic needed. (Ken Rubin, 1246 E. 22 St., Brooklyn, N.Y. 11210)

**Murdock** "Neutrodyne" receiver, about 1923. Schematic, instructions, source for tubes needed. (William Thompson, Box 445, Bingham, Maine)

**Swingmaster** radio/phono by General Television & Radio Corp., Model 635, circa 1940. Manual and schematic needed. (Mike Gunja, 7625 Fisher, Warren, Mich. 48091)

**Robin Radio Co.** Model 105 or 107 2-meter converter. Schematic and parts wanted. (Berkley R. Ramgorpt, Suite 212B, 136-04 Northern Blvd., Flushing 54, N.Y.)

**Readrite** tube tester, Model 430, ser. 6513. Tube charts, schematic, and operating info needed. (Gary W. Roth, Box 122, Harrington, Wash.)

-30-



CITIZENS  
CB IN ACTION!  
BAND



• Transistor power supply  
• Superior squelch and noise limiting circuitry



• All illuminated color-coded channel selector and illuminated slide rule tuning dial

• "ESCORT"  
8 fixed channels tunable to transmit/receive 23 with external crystal socket. Illuminated "S" meter and spot tuning switch.  
**\$229.95**

• "COMPANION II"  
5 fixed channels tunable to transmit/receive 23 with external crystal socket. Accessory jack for "S" meter or remote speaker.  
**\$189.50**

PEARCE-SIMPSON, INC. PE-7  
2295 N.W. 14th St., Miami, Florida 33125

Please send me details on

New "ESCORT"  New "COMPANION II"

Name \_\_\_\_\_

Address \_\_\_\_\_

City \_\_\_\_\_

State \_\_\_\_\_

PEARCE-SIMPSON electronic products are engineered to far exceed industry standards. Each product is triple tested and inspected to insure the user the ultimate in performance and reliability.

 **PEARCE-SIMPSON, INC.**  
MIAMI, FLORIDA

**CIRCLE NO. 16 ON READER SERVICE PAGE**





## Why We Make the Model 211 Available Now

Although there are many stereo test records on the market today, most critical checks on existing test records have to be made with expensive test equipment.

Realizing this, HiFi/STEREO REVIEW decided to produce a record that allows you to check your stereo rig, accurately and completely, just by listening! A record that would be precise enough for technicians to use in the laboratory—and versatile enough for you to use in your home.

The result: the HiFi/STEREO REVIEW Model 211 Stereo Test Record!

## Stereo Checks That Can Be Made With the Model 211

- ✓ Frequency response — a direct check of eighteen sections of the frequency spectrum, from 20 to 20,000 cps.
- ✓ Pickup tracking — the most sensitive tests ever available to the amateur for checking cartridge, stylus, and tone arm.
- ✓ Hum and rumble — foolproof tests that help you evaluate the actual audible levels of rumble and hum in your system.
- ✓ Flutter—a test to check whether your turntable's flutter is low, moderate, or high.
- ✓ Channel balance — two white-noise signals that allow you to match your system's stereo channels for level and tonal characteristics.
- ✓ Separation—an ingenious means of checking the stereo separation at seven different parts of the musical spectrum—from mid-bass to high treble.

- ALSO:** ✓ Stereo Spread  
 ✓ Speaker Phasing  
 ✓ Channel Identification

## PLUS SUPER FIDELITY MUSIC!

The non-test side of this record consists of music recorded directly on the master disc, without going through the usual tape process. It's a superb demonstration of flawless recording technique. A demonstration that will amaze and entertain you and your friends.

# NOW...GET THE FINEST STEREO TEST RECORD

ever produced

for just...\$4.98

## Featuring Tests Never Before Available To The Hobbyist

### UNIQUE FEATURES OF HiFi/STEREO REVIEW'S MODEL 211 STEREO TEST RECORD

- Warble tones to minimize the distorting effects of room acoustics when making frequency-response checks.
- White-noise signals to allow the stereo channels to be matched in level and in tonal characteristics.
- Four specially designed tests to check distortion in stereo cartridges.
- Open-air recording of moving snare drums to minimize reverberation when checking stereo spread.

## All Tests Can Be Made By Ear

HiFi/STEREO REVIEW's Model 211 Stereo Test Record will give you immediate answers to all of the questions you have about your stereo system. It's the most complete test record of its kind—contains the widest range of check-points ever included on one test disc! And you need no expensive test equipment. All checks can be made by ear!

*Note to professionals: The Model 211 can be used as a highly efficient design and measurement tool. Recorded levels, frequencies, etc. have been controlled to very close tolerances — affording accurate numerical evaluation when used with test instruments.*

## DON'T MISS OUT—SUPPLY LIMITED

The Model 211 Stereo Test Record is a disc that has set the new standard for stereo test recording. Due to the overwhelming demand for this record, only a limited number are still available thru this magazine. They will be sold by POPULAR ELECTRONICS on a first come, first serve basis. At the low price of \$4.98, this is a value you won't want to miss. Make sure you fill in and mail the coupon together with your check (\$4.98 per record) today.

**FILL IN AND MAIL TODAY!**

Stereo Test Record  
 Popular Electronics—Dept. SD  
 One Park Ave., New York 16, N.Y.

Please send me \_\_\_\_\_ test records at \$4.98 each. My check (or money order) for \$\_\_\_\_\_ is enclosed. I understand that you will pay the postage and that each record is fully guaranteed. (Orders from outside the U.S.A. add 50c to partially defray postage and handling costs.)

Name \_\_\_\_\_  
 (Please Print)


Address \_\_\_\_\_

City \_\_\_\_\_ Zone \_\_\_\_\_ State \_\_\_\_\_

Sorry—No charges or C.O.D. orders! PE74




## New Products



Additional information on products covered in this section is available from the manufacturers. Each new product is identified by a code number. To obtain further details on any of them, simply fill in and mail the coupon which appears on page 11.

### CAR RADIO CONVERTER

When the "Miniverter" is inserted in the antenna lead of an auto EBC receiver, it converts it to a short-wave receiver which covers any 1-mc. band from 1 mc. to 160 mc., depending on the "Miniverter" model selected. Manufactured by *Scientific Associates Corporation* primarily for use in mobile applications, the unit is available in 19 standard models, each of which includes a tuned r.f. stage and crystal-controlled oscillator.



Circle No. 75 on Reader Service Page 11

A simple on-off switch selects either regular broadcast reception or short-wave reception. The "Miniverter" is intended for amateur, marine, CB, aviation, and some fire and police department uses. Models for frequencies not covered by the standard models are available on special order. Prices start at \$14.95.


### VHF WHIP ANTENNA

Designed by *Regency Electronics, Inc.*, primarily to work with its "Flight Monitoradio" aircraft band receiver, the new Type AA-1 coaxial whip antenna is for use in the 108-136 mc. VHF band. It has a nominal impedance of 72 ohms and weighs 4 ounces. The AA-1 comes in two easily assembled sections, each 23½" long (47" when fully extended). Price, \$5.95.

Circle No. 76 on Reader Service Page 11

### SPECTRUM MONITOR KIT


The first low-cost spectrum monitor available in easy-to-build kit form, the *Heath Company's* "Ham-Scan" can be operated with virtually any receiver in use today. It permits visual observation of band activity up to 50 kc. above and below the frequency to which the receiver is tuned. Among other things, the Heath kit "Ham-Scan" will identify SSB, AM, and c.w. signals, spot band openings, identify splattering signals, and facilitate checking of carrier and sideband suppression of SSB transmitters. As the receiver is tuned, the display moves horizontally across the base line, the signal being monitored appearing in the center.



Circle No. 77 on Reader Service Page 11

### CITIZENS BAND TRANSCEIVER

Available in both wired and kit form from *Eico Electronic Instrument Co., Inc.*, the Model 777 CB transceiver features continuous receiver tuning, plus six crystal positions on both transmit and receive. The receiver is a double-conversion unit offering 6 db selectivity at 5 kc., and 20 db at 8 kc. It incorporates an automatic noise limiter, adjustable squelch, spotting switch, and S-meter. Sensitivity is rated at better than 1 µv. for a 10 db signal-to-noise ratio. A dummy load and ceramic mike are provided




Circle No. 78 on Reader Service Page 11

for use with the 5-watt-input transmitter. The power supply is a three-way type (6 or 12 volts d.c., 117 volts a.c.), permitting mobile or base station operation. Prices: \$189.95 wired; \$119.95 as a kit.

### FM STEREO TUNER/AMPLIFIER

Incorporated in *H. H. Scott's* 345 64-watt FM stereo tuner/amplifier are three new circuits which are said to make for better

performance. The low-impedance symmetrical drive circuit in the amplifier section provides more power down to the low frequencies, lower distortion, cooler operation, and stability with any speaker load. Ultimate stereo separation and presence is claimed for the FM tuner series-gate time-switching multiplex circuit. Finally, the pulse-suppression-limiting circuit effectively suppresses interference from automobile ignitions, refrigerators, and the like. In addition,



Circle No. 79 on Reader Service Page 11

tion, the 345 features new panel styling, slide-rule tuning with ball-bearing flywheel drive, and a convenient front-panel earphone receptacle. Price, under \$350.

#### CERAMIC STEREO CARTRIDGE

Positive scratch protection is claimed for the new "Featheride" ceramic stereo cartridge announced by *Electro-Voice, Inc.* A spring-suspension mechanism permits the cartridge to pivot when sudden force is applied, bringing the front end (and therefore the stylus) up off the record surface, and bringing a soft "sole" to bear on the delicate record surface. The "Featheride" is offered in two types, usable in phono units tracking at any force between 2 and 6 grams. It can be mounted in any modern tone arm having standard  $\frac{1}{2}$ " or  $\frac{7}{16}$ " mounting centers.



Circle No. 80 on Reader Service Page 11

#### SQUARE CUSHION HEADPHONES


*Piezoelectric Division/Clevite Corporation* has announced a new square cushion design for its ED-300 Clevite/Brush hi-fi stereo headphones. Said to provide the wearer with more comfort over long periods of time while maintaining a tighter seal, the new headset carries an 18-month warranty against material or workmanship defects.

Circle No. 81 on Reader Service Page 11

July, 1964

#### ONE-WATT WALKIE-TALKIE

The HA-150 is a transistorized two-way CB unit with a 1-watt r.f. input. Announced by *Lafayette Radio Electronics Corporation*, it features a quick-release battery compartment which contains eight standard C cells for heavy-duty service. Push buttons select one of two channels for operation and switch in the squelch circuit and noise limiter.



Circle No. 82 on Reader Service Page 11

The receiver has 1- $\mu$ v. sensitivity, a push-pull audio circuit, and a 3" speaker. In addition to a 59" collapsible whip antenna, the HA-150 comes complete with a pair of crystals, batteries, push-to-talk dynamic microphone, and leather carrying case. Prices: \$79.95 each; two for \$154.95.

#### MATCHED DYNAMIC MICROPHONES

To insure uniformly good results for audiophiles who record live stereo programs, the *Turner Microphone Company* has made available two perfectly matched Model 500 cardioid dynamic microphones packaged together. Called the "Stereo Twins," the microphones come complete with plugs to match most stereo recorder inputs. Price, \$99.50.

Circle No. 83 on Reader Service Page 11

#### PORTABLE TAPE RECORDER

The Norelco Continental "101" (Model EL 3586) transistorized tape recorder announced by *North American Philips Company, Inc.*, weighs only seven pounds and uses inexpensive "D" type flashlight batteries. Frequency response is 80-8000 cycles.

Features include a treble-base tone control, erase head, narrow-gap two-track record/playback head, sensitive dynamic microphone, input jack for recording from a radio, phonograph, or TV set, plus a second input jack for head-



Circle No. 84 on Reader Service Page 11



# New Products

(Continued from page 25)

phones, remote microphone switch, or a.c. adapter. Operating at 1 1/2 ips, the Continental "101" will provide up to two hours playing time on a single 4" reel. Signal-to-noise ratio is better than -45 db.

## TAPE RECORDER MAINTENANCE KIT

Do you have all the items needed to keep your tape recorder in good condition? *Freeman Electronics Corporation* is now marketing a tape recorder maintenance kit, the MK-100. Conveniently packaged in a compartmentalized grey leatherette box is a tape splicer, head demagnetizer, head cleaner, head lubricant, mechanism lubricant, splicing tape, and special Q-tips for reaching hard-to-get-at parts. Price of the MK-100, \$14.95.

Circle No. 85 on Reader Service Page 11

## STEREO HEADSET REMOTE CONTROL

An individual volume control for each stereo channel has been incorporated into each ear piece of a new stereo headset—the ST-20—now being marketed by *Telex/*

*Acoustic Products.* Stereo balance and volume are remotely controlled from the listener's easy chair by adjustment of control knobs on each ear cup. The ST-20 plugs into the headphone jack of the stereo system. Response: 16 to 15,000 cycles, 4-16 ohms. Price, \$29.15, with 8' strain-resisting cord and plug.

Circle No. 86 on Reader Service Page 11

## HIGH-OUTPUT MICROPHONE

*Astatic Corporation* has developed a -50 db output microphone for amateur or CB use. The 531 was designed for maximum clarity and intelligibility. Its hi-Z ceramic element has a wide temperature tolerance and is immune to humidity changes. A d.p.d.t. switch controls both signal and relay. The 531 comes equipped with a rectangular hang-up bracket.



Circle No. 87 on Reader Service Page 11

-30-

# NOW YOU CAN SECURE A HIGH SALARIED • TOP PRESTIGE CAREER IN ELECTRONICS IN ONLY ONE YEAR!

**ELECTRONICS** is the fastest growing industry in America today, creating unlimited opportunities for high salaries, with rapid advancement in **INDUSTRY AND THE ARMED FORCES** for Bailey Trained electronic engineering technicians.

**LARGE CORPORATIONS** from coast to coast, and **BRANCHES OF THE ARMED FORCES** send recruiters to visit each graduating class at Bailey Tech, offering unusually high starting salaries.

**BAILEY GRADUATES ARE BEING HIRED** for such fascinating and interesting work as technical salesmen, research and development of guided missiles, electronic business machines and automatically controlled manufacturing plants, etc., also good **RATINGS IN THE ARMED FORCES.**


**UP TO SEVEN TECHNICIANS** are needed for every engineer... this, plus superior training is why Bailey Graduates are being paid more to start, and are advancing more rapidly than many men who have spent four years in training.

Resident training is easier and costs less than you may think! We provide housing and part-time jobs while in school, plus free nationwide employment service for graduates. If you want to quickly enter America's fastest growing and most exciting industry, write for free booklet... no obligation.

**VETERAN APPROVED**

**BAILEY INSTITUTE OF TECHNOLOGY**

1930 S. Vandeventer, St. Louis, Mo. 63110



This Minneapolis-Honeywell system controls hundreds of automatic manufacturing operations. Experience on live equipment is emphasized at Bailey and is another reason for the tremendous backlog of high pay positions waiting **BAILEY GRADUATES.**

## MAIL TODAY

Please mail immediately this free booklet without obligation

PE-7

Phone \_\_\_\_\_ Age \_\_\_\_\_

Name \_\_\_\_\_

Address \_\_\_\_\_

City \_\_\_\_\_ State \_\_\_\_\_



THE UNIQUE PUBLICATION THAT IS OUT OF THIS WORLD—



Here's the most comprehensive handbook ever published in the field of specialized radio communications. Four big sections, a total of 148 pages, cover *in depth* each of the main branches of communications: ■ *Citizens Band* ■ *Short-Wave Listening* ■ *Ham Radio* ■ *Business Radio/Telephone*. Plus these special features: Up-to-the-minute Space Data ■ Latest U.S. and Canadian License Requirements ■ A Build-it-yourself World Time Calculator ■ Dozens of valuable charts, graphs and tables.

**THE 1964  
COMMUNICATIONS  
HANDBOOK** is now on sale. Pick up your copy at newsstands or electronics parts stores. Or use the handy coupon for ordering today!

**Price, only \$1.00.**

Ziff-Davis Service Division, Dept. CH  
589 Broadway, New York 12, New York

PE74

Please send me \_\_\_\_\_ copies of COMMUNICATIONS HANDBOOK, at \$1.00 each—plus 15¢ mailing and handling charge on each. (Canada and Overseas: \$1.25 plus 25¢ for postage.)

I enclose \_\_\_\_\_.

NAME \_\_\_\_\_

ADDRESS \_\_\_\_\_

CITY \_\_\_\_\_ ZONE \_\_\_\_\_ STATE \_\_\_\_\_



## BEST BUYS IN STEREO AND MONO HI-FI

Stereo/  
mono  
4-track  
tape  
deck  
3 motors  
#2400  
Semikit  
(transport assembled & tested)  
\$199.95; Wired \$269.95



Stereo FM Multiplex Tuner ST97  
Kit \$99.95\* Wired \$149.95\*



70-Watt Integrated  
Stereo Amplifier ST70  
Kit \$99.95 Wired \$149.95



FM-AM Stereo Tuner ST96  
Kit \$89.95\* Wired \$129.95\*

40-Watt Integrated  
Stereo Amplifier ST40  
Kit \$79.95 Wired \$129.95



New Classic Series  
36-Watt FM-Multiplex  
Stereo Receiver 2536  
Kit \$154.95\* Wired \$209.95\*



New Classic Series  
FM-Multiplex Stereo Tuner 2200  
Kit \$92.50\*; Wired \$119.95\*



New  
Classic  
Series  
36-Watt Stereo Amplifier 2036  
Kit \$79.95; Wired \$109.95  
50W-2050 K. \$92.50; W. \$129.95  
80W-2080 K. \$112.50; W. \$159.95



Stereo  
Power  
Amplifiers

70W HF87A: \$74.95 \$114.95  
100W HF89A: \$99.50 \$139.50



12-watt Mono Amp. HF-12A  
K. \$39.95; W. \$59.95; incl. Metal Cover  
FM Tuner HF-90A K. \$44.95\*; W. \$69.95\*



2-way system 6 1/2" woofer. HFS-10.  
W. \$29.95 • 2-way system 8" woofer  
HFS-8. W. \$44.95 • 3-way system 10"  
woofer HFS-6. K. \$59.95; W. \$89.95

## BEST BUYS IN CITIZENS TRANSCEIVERS, HAM GEAR, RADIOS

Dual Conversion CB Transceiver 777. Kit \$119.95; W. \$189.95.



770 Series  
CB Transceivers  
from Kit  
\$79.95;  
Wired  
\$109.95



Transmitters from \$59.95  
90 watt CW transmitter #720  
Kit \$89.95. Wired \$129.95

Hand held  
Citizens Band  
Transceiver #740  
incl.  
rechargeable  
battery & charger.  
Kit \$54.95.  
Wired \$79.95.




## BEST BUYS IN TEST EQUIPMENT

Peak-To-Peak  
VTVM =232  
& Uni-Probe®  
(U.S. Pat.)  
Kit \$29.95  
Wired \$49.95



VTVM #222  
Kit \$27.95 Wired \$42.95



General  
Purpose  
3" Scope #430.  
Kit \$65.95; Wired \$99.95

DC-5 MC  
5" Scope =460  
Kit \$89.95  
Wired \$129.50



General Purpose 5" Scope #427  
Kit \$69.95 Wired \$109.95

Dynamic  
Conductance  
Tube &  
Transistor  
Tester.  
#667 Kit  
\$79.95;  
Wired  
\$129.95.



Tube Tester #628  
Kit \$44.95; Wired \$59.95

RF Signal  
Generator  
#324  
Kit \$28.95  
Wired \$39.95



V-O-M  
1000  
ohms  
volt  
#536  
Kit  
\$14.95;  
Wired  
\$18.95.  
20,000 ohms volt  
#565. Kit \$24.95;  
Wired \$29.95



Extra Low  
Ripple 6- &  
12V Battery.  
Eliminator  
& Charger.  
#1064  
Kit \$45.95;  
Wired \$54.95  
#1050. Kit \$29.95; Wired \$38.95.  
#1060 for transistor equip.  
Kit \$39.95; Wired \$49.95.



TV-FM  
Sweep &  
Post Injection  
Marker  
Generator #369  
Kit \$89.95; Wired \$139.95



Deluxe Multi-Signal  
Tracer #147-A  
Kit \$29.95; Wired \$44.95



# NEW EICO® KITS FOR 1964

A line-up of the best buys in stereo hi-fi, tape recorders, test equipment, CB & ham gear. You can save up to 50% by building them yourself, or buy them factory-wired and still have the best values available. More than 230 Eico products to choose from.



EICO ELECTRONIC INSTRUMENT CO., INC.  
131-01 39th Avenue, Flushing, N. Y. 11352  
PE-7

Send 1964 Catalog.

Name.....  
Address.....  
City..... Zone..... State.....  
Add 5% in the West \*Incl. F.E.T.

Listen to the EICO Hour, WABC-FM, N. Y. 95.5 MC, Mon.-Fri., 7:15-8 P.M.



# BIG TC

*A quarter of a million volts? All it takes is a transformer, a capacitor, a spark gap, and Tesla's famous coil*

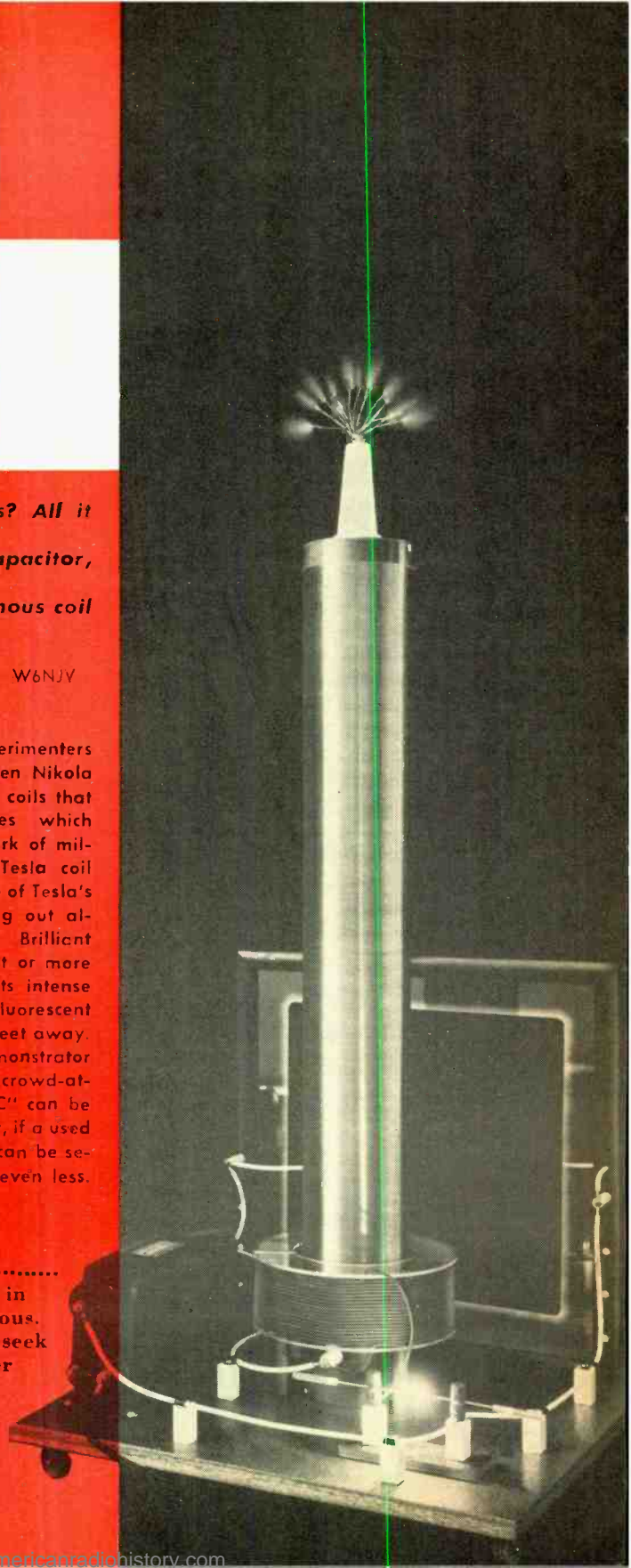
By CHARLES CARINGELLA, W6NJY

**T**ESLA COILS have fascinated experimenters ever since the early 1900's when Nikola Tesla first experimented with giant coils that produced lightning-like discharges which would span his laboratory—the work of millions of volts of electricity. The Tesla coil described here is smaller than some of Tesla's designs, but it's capable of putting out almost a quarter of a million volts! Brilliant corona discharges as long as a foot or more provide a spectacular display of its intense electrical field, and neon and fluorescent lamps can be excited as far as five feet away.

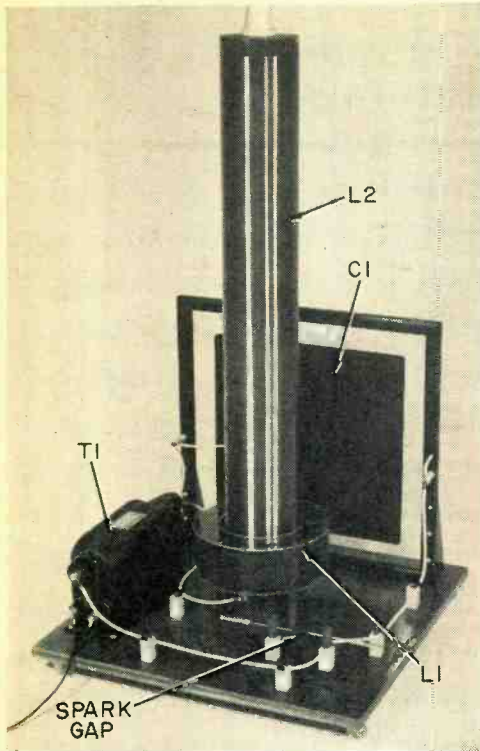
Intended both as a dynamic demonstrator of electrical principles and as a crowd-attracting science fair project, "Big TC" can be put together for about \$30. However, if a used transformer from a neon sign shop can be secured reasonably, the cost will be even less.

**WARNING:** The voltages used in this project are highly dangerous. Inexperienced persons should seek aid from an instructor or other expert before building it.


**COVER STORY**



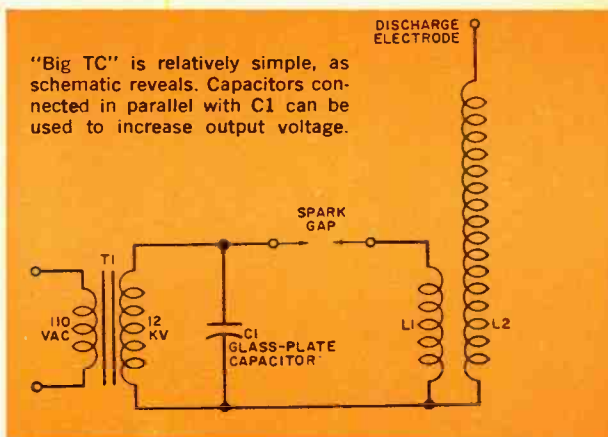
# BIG TC



Mount L1-L2 in center of base, T1 and C1 at edges. A bigger base and greater component spacing will permit greater voltage output with less arcing.



Spark gap generates r.f. energy to excite coil. It consists of two copper rods mounted on standoffs.



As shown in the schematic diagram above, *T1* steps the household line voltage up to 12,000 volts. The transformer is the type commonly used to operate neon signs. A high-voltage glass-plate capacitor, *C1*, is connected directly across the high-voltage secondary winding of *T1*. The capacitor serves as an energy storage device, charging up to *T1*'s secondary voltage and then discharging in response to the 60-cycle a.c. voltage.

Discharging of *C1* is through the spark gap into coil *L1*. Each time the spark gap "fires," a high current flows through *L1*. The larger capacitor *C1* is made, the larger will be the current through *L1*. Discharges across the spark gap produce extremely jagged pulses of power which are very rich in r.f. harmonics. The energy—due to the values

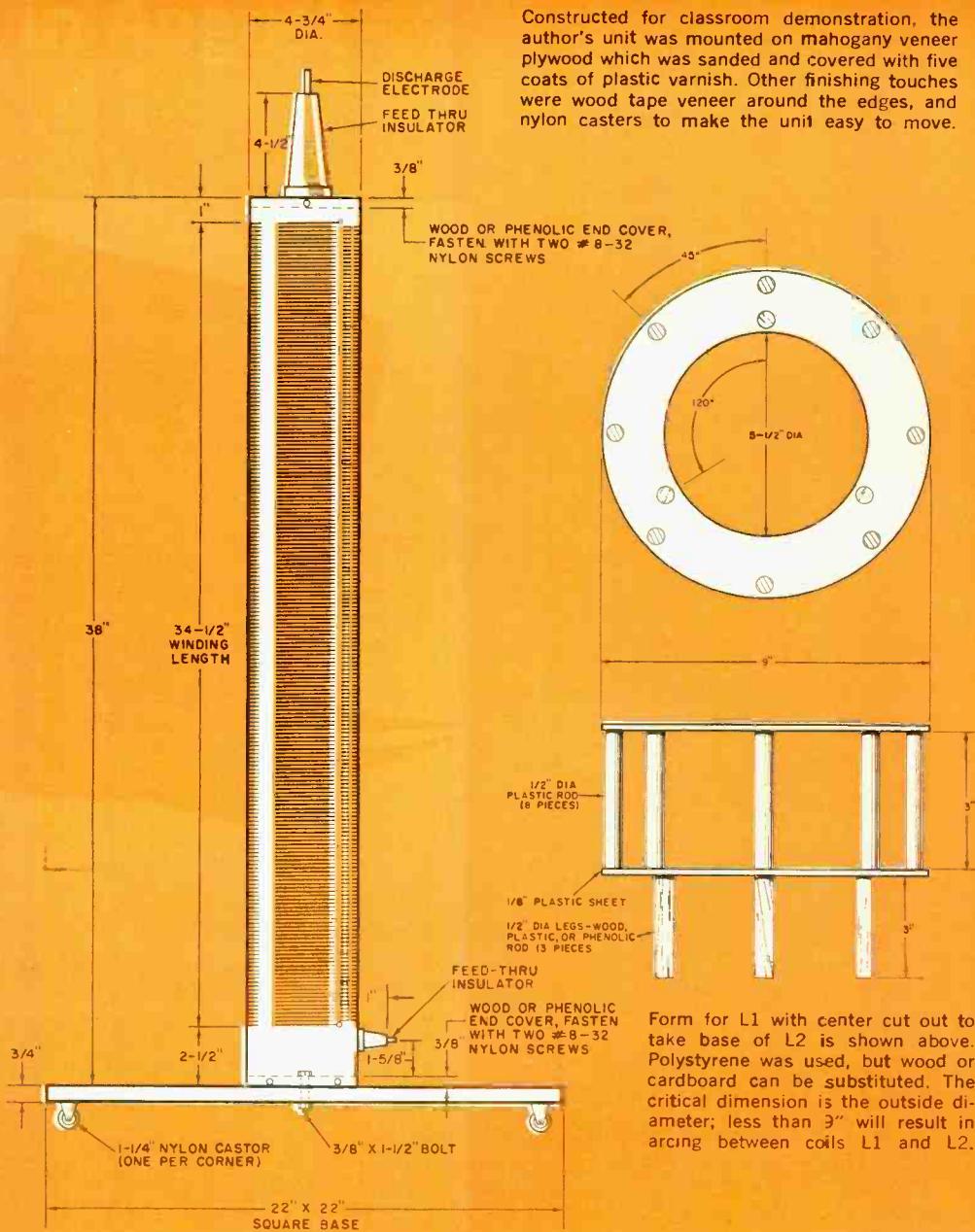
of the components used—is greatest in roughly the 100-kc. region.

Windings *L1* and *L2* form an air-core step-up transformer, with *L1* the primary and *L2* the high-voltage secondary. The voltage at *L2* will be 75,000 to 250,000 volts depending on the size of *C1*.

**Design and Layout.** The prototype of "Big TC" was built on a plywood base measuring  $\frac{3}{4}$ " x 22" x 22", although a larger base would be desirable for high-voltage units to prevent arcing between *L2* and *T1* and *C1*. Mount *L2* in the center of the base and *T1* and *C1* as close to the edges as possible; if you plan to operate the unit at voltages exceeding 100,000 volts, make the base 3' x 3' for even greater separation between components.

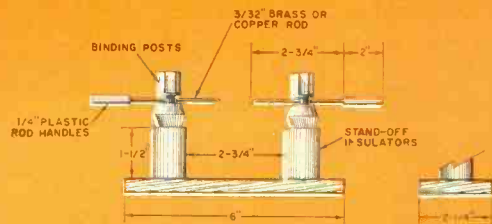
Power transformer *T1* is the only

Constructed for classroom demonstration, the author's unit was mounted on mahogany veneer plywood which was sanded and covered with five coats of plastic varnish. Other finishing touches were wood tape veneer around the edges, and nylon casters to make the unit easy to move.



Form for L1 with center cut out to take base of L2 is shown above. Polystyrene was used, but wood or cardboard can be substituted. The critical dimension is the outside diameter; less than 3" will result in arcing between coils L1 and L2.

The various dimensions of the prototype coil are indicated in the drawing; none is particularly critical. Note that space has been left at each end of coil, and that stand-off insulators are used to bring out the ends. Nylon screws or glue must be used to fasten top end cover to avoid arcing. After winding coil, cover with many coats of acrylic plastic spray. Spray form first if cardboard is used. Details on spark gap are shown at right.

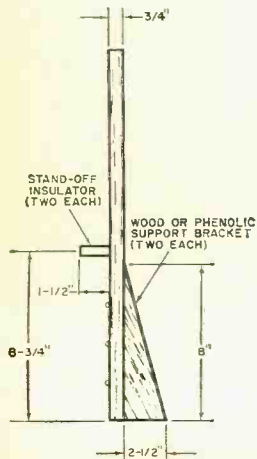
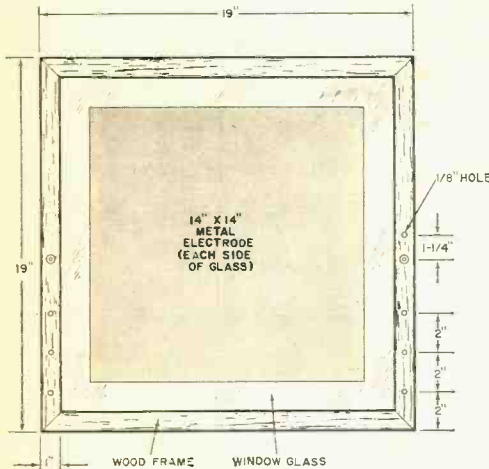




# BIG TC



Leads are soldered directly to capacitor plates. Note use of stand-off insulators.



Glue metal plates to glass, leaving a generous margin of glass on all sides (see text). Epoxy glue, contact cement, or any other glue which will form a tight bond can be used. The wood frame protects the glass and makes mounting it possible.

high-cost component. A neon-sign unit rated at 12,000 volts a.c. at 30 ma., it sells for about \$40 new, but used transformers are constantly being salvaged by sign shops, and can be picked up for \$10 to \$20. It is also possible to find neon signs in junk yards, in which case you can probably buy the transformer for practically nothing. The author used a GE unit, No. 51G473, known technically as a "luminous tube transformer." Measuring  $9\frac{1}{2}$ " x 6" x 4", it has 2" feedthrough insulators at either end connecting to the high-voltage winding.

Primary coil  $L1$  and all connecting leads must be made with high-voltage wire, preferably supported away from the base on 1" ceramic standoff insulators. Test prod wire such as Belden Type 8898 is ideal—it has flexible rubber insulation with a puncture voltage rating of 29,000 volts.

**Winding the Coil.** For the big coil ( $L2$ ) a phenolic coil form\* measuring  $4\frac{3}{4}$ " in outside diameter and 38" in length was used. Alternately, cardboard, wood or other insulating materials can be substituted. You can improve these latter types of coil forms by spraying on at least six coats of acrylic plastic spray before winding the wire on them.

The winding itself is done with No. 26 Formvar-insulated wire—two 1-lb. spools (splice them together and keep the solder joint as small as possible) will give you a 2000-turn, tightly spaced coil covering  $34\frac{1}{2}$ " of the coil form. There should be extra space between the ends of the winding and the ends of the form—see the drawing on page 31.

The lower end of the coil is terminated at a 1" feedthrough insulator installed in the side of the form, the top end of the coil at a  $4\frac{1}{2}$ " feedthrough mounted to the top end of the form. Make the end covers of wood or phenolic discs cut to the inside diameter of the coil form, and mount them in place with

*(Continued on page 76)*

\*Tubing can be found in metropolitan areas at surplus houses and establishments which sell plastics (sheets, rods, etc.). Clear acrylic tubing (48" long,  $4\frac{1}{2}$ " O.D.) can be ordered from Industrial Plastics Supply Co., 324 Canal St., New York, N. Y. 10013, for \$13.85 including shipping charges and postage; address your order to the attention of Mr. Charles Roth.

A potent "little brother" to "Big TC," this Tesla coil version is inexpensive, easy to build, and it can put out 30,000 volts!


**I**F you have read the preceding article on "Big TC," you will have learned that a Tesla coil is simply a radio-frequency step-up transformer carried to extreme limits. While a coil that can generate 150 000-200,000 volts is exciting and very dramatic, many of the same visual effects can be demonstrated on a smaller scale with "Li'l TC." In fact, "Li'l TC" is much safer, easier to build, and less expensive—your junk box probably contains many of the necessary parts.

The only item many experimenters will have to buy in order to build "Li'l TC" is the r.f. coil. This coil is manufactured by the J. W. Miller Co. for use in generating the high voltages required in large-screen TV receivers. It is an item that is not stocked by many parts stores, although most of them can obtain it for you within 48 hours. If you have trouble finding the coil, it can be ordered from Allied Radio Corp., 100 N. Western Ave., Chicago 80, Ill., as their stock number 61G102 at a price of \$8.82 plus postage. An experienced project builder may not find it necessary to buy one of these coils, but may be able to



# Li'l TC

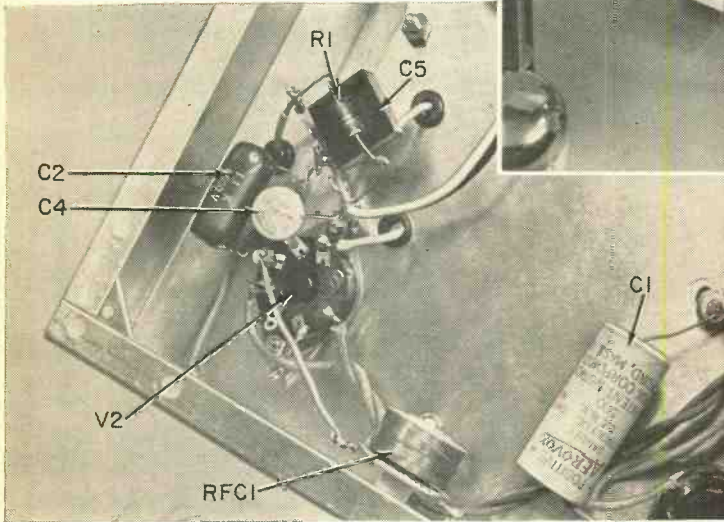

By **EDWIN N. KAUFMAN**





# Li'l TC

Tuning capacitor C3 is attached to the h.v. coil with two bus-bar leads so that it will be suspended in mid-air away from the coil and metal chassis. Use an insulated alignment tool to rotate the setscrew adjustment.



Most of the parts are grouped around the base of tube V2. Leads to the h.v. coil pass through grommets holes to the terminal connections on the Miller coil form.

construct "Li'l TC" using a high-voltage transformer from a large-screen old-style TV receiver.

**Construction.** The mechanical layout is not critical, and the design shown in the photographs need not be followed exactly. It is convenient to place the r.f. coil off in one corner of the chassis and to drop the connecting leads to V2 through grommets holes in the chassis deck. The high-voltage output lead of the coil is shortened and a sewing needle soldered to the end to show "point discharge" effects.

The power supply is of conventional design and the B-plus applied to the plate of V2 can range from 250 to 500 volts. However, 250 - 350 volts is more than ample for an output of between 12,000 and 15,000 volts. The output will also vary according to the type of tube used at V2. When you open the coil box, you will see that a 6Y6 is recommended

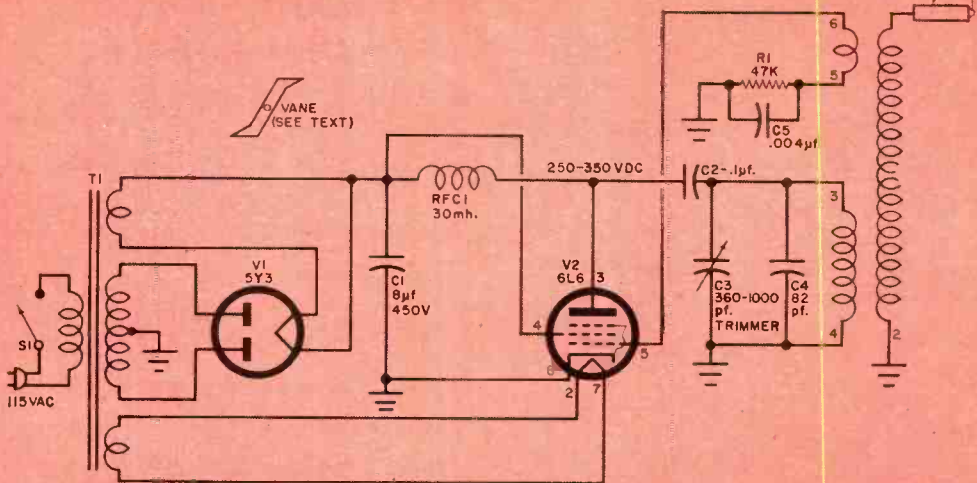
by the manufacturer. However, noticeably improved effects were obtained by the author by substituting a 6L6. A 6V6 or another equivalent power pentode would do in a pinch.

Capacitor C3 is used to tune the primary of the h.v. coil. For convenience, two bus-bar leads about 1" in length were soldered to the capacitor and used to support it in mid-air. The remaining components are scattered around below the chassis deck.

**Firing Up Li'l TC.** When used in a TV receiver, the high voltage generated by this coil/oscillator arrangement is rectified and filtered. It is then considerably more dangerous than the unfiltered r.f. generated by Li'l TC. Nevertheless, Li'l TC should be treated with respect, for the voltage can puncture the skin of a finger, although high-frequency voltages usually tend to flow relatively harmlessly along the skin's surface.



The numbered terminals shown in this wiring diagram pertain to the Miller 4526 coil. A separate instruction sheet accompanying the coil identifies the positions.



#### PARTS LIST

C1—8.0- $\mu$ f., 450-volt electrolytic capacitor  
 C2—0.1- $\mu$ f., 600-volt molded capacitor  
 C3—360-1000 pf. trimmer capacitor  
 C4—82-pf., 1.6-kv. ceramic capacitor—see text  
 C5—0.004- $\mu$ f., 600-volt mica capacitor  
 R1—47,000-ohm, 1/2-watt mica resistor  
 RFC1—30-mh., 100-ma. r.f. choke (J. W. Miller 692 or equivalent)  
 S1—S.p.s.t. toggle switch  
 T1—Power transformer: primary, 117 volts a.c.;

secondaries, 500 volts, CT, 5 volts at 2 amperes, and 6.3 volts at 2.5 amperes (Thordarson 24R09U or equivalent)  
 V1—5Y3 tube  
 V2—6L6 tube—see text  
 1—High-voltage coil (J. W. Miller 4526—see text)  
 1—Metal chassis (Premier ACH-04 or equivalent)  
 Misc.—Tube sockets, wire, solder, etc.

After double-checking your wiring, turn on the a.c. power and permit the two tubes to warm up. Take an insulated screwdriver—something like a long alignment tool—and adjust C3 for a brush discharge from the needle point. If you do not have enough range in C3 to tune through the maximum discharge, change the value of C4—add more capacitance at C4 if the plates of C3 are tightly meshed; use less if C3's are too loose. You can set C3 for maximum discharge by listening to the sound of the brush effect—tune for a clean high-pitched hiss and not a sputtering sound.

The brush discharge from Li'l TC will be about 1" in height and can be seen best in a dimly lighted room. Actually, a brush corona will appear at any sharp edge on the output lead, so be careful to round out the soldered connections between the eye of the needle and the shortened h.v. lead.

**Ionic Propulsion Vane.** Probably the most impressive demonstration of a Tesla coil is the ionic propulsion vane. You can make one for Li'l TC by cutting out the general pattern shown in the diagram above.

Make the over-all length of the vane about 1" to 1½". Cut the vane from aluminum foil and puncture the center so that the vane is balanced. Use one of your wife's extra beads as a bearing by slipping it on the upright needle. Then drop the vane over the needle so that it rests on the bead and can rotate freely. Put a piece of cork or rubber on the tip of the needle to stop the vane from picking up so much speed that it spins right off the needle.

The photograph on the first page of this article is a two-second time exposure (slightly enlarged) showing what the brush corona discharge and rotating vane should look like.



# Wind, Weather and Waldorf Salad

**T**HE crewmen are clad in bright orange flight suits. The plane is a \$7-million Lockheed Constellation flown by Airborne Early Warning Squadron Four, the "Hurricane Hunters." Normally, the squadron is based at Roosevelt Roads Naval Air Station, near San Juan, P.R., but each summer a detachment is assigned to the Jacksonville, Fla., station to scout hurricanes moving up the coast for Miami Weather Central.

Equipment. Each weather plane is a nightmare (or dream) of electronic equipment. Power for the flying weather lab is drawn from six 28-volt d.c. generators and two 117-volt a.c. generators

Steak, salad and high winds. This is the Hurricane Hunters' usual menu!

By AL ERXLEBEN

Crew members consist of aerographers, navigators, radio men and radar men. All are trained in the





"Connie" (at left) is airborne weather lab. Note big radome.



Photos by Ray Price

Pilot and co-pilot scan the instruments and leaden skies.

providing three-phase, 400- and 1000-cycle a.c.

Weather data is secured with a pair of radar systems. One, a long-range APS-20E, operates at two megawatts. The other, an APS-45, is used for height-finding. There are more than a half-dozen repeating scopes. While the plane is primarily designed for scientific use, IFF (Identification, Friend or Foe) equipment is included. A separate *video* radar transmitter can be brought into play to provide ships with a 200-mile radar "range."

Radio-Sonde equipment and communications gear complete the electronic complement of the plane. There are 17 AM and c.w. transmitters, and 20 receivers—low-, high-, very-high-, and ultra-high-frequency units. Eight UHF

transceivers are used for voice communications, limited to line of sight. The antennas are arranged on the fuselage so that banking will switch a different antenna into play, avoiding blind spots caused by the body of the plane. And there are two HF-SSB transceivers that share time with the LORAN DF equipment.

**The Mission.** A trip can last for more than 12 hours, and the crew can consist of 22 to 24 men, depending on the length of the mission. On short trips, food is carried aboard, and on long flights, the meals are cooked during the trip. Despite hundreds of penetrations to various hurricanes' eyes during 21 years of operation, the "Hurricane Hunters" have lost only one plane and crew. These boys are on their toes . . . they have to be! —30—

science of plotting the path a hurricane has followed, is following, and will follow in the future.



July, 1964

37



# Not Cricket, Caroline!

Englishmen are hearing their first radio commercials, thanks to offshore radio ships

**Atlanta is new rival to pirate RADIO CAROLINE.** Express Staff Reporter. The pirate pop ship will have a pirate rival next month.

Atlanta. The new pirate radio station will be broadcast from the ship on the Atlantic coast. The ship will be in the Atlantic Ocean. The ship will be in the Atlantic Ocean. The ship will be in the Atlantic Ocean.

**No ri**

**RADIO CAROLINE**  
£70 to £110 a minute

**COULD BE ON TO A GOOD THING**

The rate card for Radio Caroline, the 22-passenger ferry punting out canned music for 12 hours each day from an anchorage off East Anglia, was on advertising agencies desks yesterday morning.

The cost of a 60-second advertisement will range from £70 to a maximum of £110 at the peak listening hours 7 a.m. to 9 a.m.

John Scudlifer, the Caroline's shore-based advertisement manager, told me: "I have been delayed in getting out a rate card because we didn't know how much we were going to charge."

**PIRATE RADIO THREAT TO SEA RESCUES**

By MICHAEL O'PLANEITY

CASTLEBROOK protested last night that the floating radio station Caroline could hamper life-saving operations at sea.

Their warning came after a day of interference with communications between coastguard stations and the ship. Caroline is at present in the North Sea. The ship is at present in the North Sea. The ship is at present in the North Sea.

**Protest**

**Buccaneer disc jockeys radio to Britain**

By David Litch

ABOVE: NORTH CAROLINE. "Happy Easter," this Radio Caroline on live music. The ship is at present in the North Sea. The ship is at present in the North Sea. The ship is at present in the North Sea.

**Caroline slips a disc**

By BRENDAN MULHOLLAND

The sea ferry from a North Sea pirate popper put Caroline temporarily out of action last night.

John Scudlifer, the Caroline's shore-based advertisement manager, told me: "I have been delayed in getting out a rate card because we didn't know how much we were going to charge."

The ship is at present in the North Sea. The ship is at present in the North Sea. The ship is at present in the North Sea.

By MAX E. POOLEY

**T**HERE'S a new blight in blighty, and it's curdling the Post Master General's morning porridge! There are three government-controlled BBC networks operating in Great Britain, none of which carries commercial messages; the operating cost is defrayed by a tax levied on the listeners. Recently, a ship, fully equipped for quality radio transmission, anchored out of the territorial waters of England, and began transmitting to the shore on 1508 kc. or thereabouts. The ship station called itself "Radio Caroline," and in addition to pop programming, it offered Britons their first taste of commercials . . . paid for by advertisers at the rate of from 70 to 110 pounds per minute.

The idea seems to have caught hold, and there are indications that Radio Caroline will be joined by several sister ships. Although different firms are involved in the ventures, they all seem to

be the brainchildren of Ronan O'Rahilly, a 23-year-old Irishman.

Her Royal Majesty's Post Master General hasn't taken this "pirate radio" situation very lightly, and has instituted proceedings against the "pirates," filing complaints with the International Telecommunications Union. The "Caroline" sails under a Panamanian flag as of this writing, but even if its operators lose this right, they are still safe—as long as they stay in international waters. So far, the P.M.G. has cut off radiotelephone service to the ship but food supplies haven't been tampered with, and two major oil companies are bidding for the contracts to supply fuel. Communication with shore is being handled by two charter tugboats.

So the battle rages. How will it come out? As one wit put it, the question seems to be whether or not "Britannia really rules the (radio) waves." —50—

# Tap Tap Temperature Taker

No darkroom should be without  
this accurate electronic thermometer  
which signals the temperature

By HARTLAND B. SMITH, W8VVD

**E**XPERIENCED darkroom workers know that consistently good photographic negatives and prints can be achieved only if developing solution temperatures are carefully controlled. This can prove rather difficult, however, especially if you're working in the dark or under a dim safe-light, and it's easy to forget to make periodic temperature checks when you're involved in a complicated process.

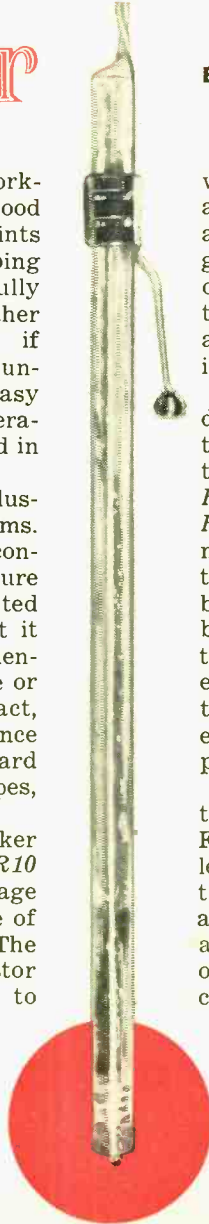
The "Temperature Taker" illustrated here solves these problems. It not only provides a close, continuous check on the temperature of any liquid (its use is not limited to photography, of course), but it also emits an audible alarm whenever the temperature goes above or below a preset figure. It's compact, battery-powered for convenience and to eliminate the shock hazard of a.c. power used near water pipes, and very accurate.

Heart of the Temperature Taker is a probe-shaped thermistor ( $R10$  in the schematic diagram on page 41) having a nominal resistance of 4000 ohms at 77° Fahrenheit. The actual resistance of the thermistor depends upon the temperature to

which it is subjected. For example, at 100° F its resistance drops to around 2500 ohms, while at 50° it goes up to approximately 7500 ohms. It is this temperature-sensitive resistance variation which actuates the audible temperature indicator incorporated in the unit.

Referring again to the schematic diagram, voltage from  $B1$  is applied to the top and bottom of a resistance bridge formed by  $R1$ ,  $R2$ ,  $R3$ ,  $R4$ , and  $R10$ . The junction between  $R4$  and  $R10$  is grounded, while the movable arm of  $R2$ , a potentiometer, is connected, via  $R5$ , to the base of  $Q1$ . When the bridge is balanced, that is, when the resistance ratio between  $R4$  and  $R10$  equals the ratio between  $R1$  plus the top end of  $R2$  and the bottom end of  $R2$  plus  $R3$ , the voltage applied to the base of  $Q1$  will be zero.

With its base at zero potential, the transistor lacks forward bias. For all practical purposes, the collector will draw no current from the voltage divider formed by  $R6$  and  $R7$ . Thus, forward biasing voltage will be able to reach the base of  $Q2$  via  $R6$ . Current flows in  $Q2$ 's collector circuit and, consequently,





through the coil of relay *K1*, pulling the movable relay contact against fixed contact *B*.

If we now slowly move the arm of *R2* toward *R3*, an increasingly negative voltage will appear at the base of *Q1*. As this forward bias rises, *Q1*'s collector begins to draw current through *R6*, creating a voltage drop in the resistor that lowers the bias on *Q2*. If we continue turning the shaft of *R2*, *Q1* will finally draw so much current through *R6* that the bias of *Q2* will drop low enough to cut off its collector current. Relay *K1* will open. The specific setting of *R2* which results in the opening of *K1* is dependent upon the resistance ratio between *R4* and *R10*. Since *R10* is a thermistor, this ratio varies with temperature. Consequently, the dial of *R2* may be calibrated in degrees Fahrenheit as shown in the photos on pages 42 and 43.

Suppose we immerse *R10* in a liquid with a temperature of 68° F. When *R2* is set at the 68° mark, *K1* will open. If the temperature now rises, the resistance of *R10* will drop, thereby balancing the normally unbalanced bridge and reducing the negative bias on *Q1*. At a sufficiently high temperature, *Q1* will draw so little current through *R6* that the bias of *Q2* will increase and *K1* will close, applying voltage from *B2* to the coils of *K2* and *K3* via *R11* and *R12*.

As soon as *C2* charges to the closing voltage of *K3*, the relay's armature will flip, interrupting the current flowing through the coil from *B2*. After the energy stored in *C2* has been dissipated by the coil, the armature will flip back to once more provide a return path for the battery current. Capacitor *C2* recharges and the cycle repeats itself approximately once each second. The clicking sound produced by the flipping armature serves as an effective warning to the darkroom worker of a temperature rise in the liquid surrounding *R10*.

Relay *K3* will continue to click until the temperature goes down sufficiently to open *K1*. Since less current is needed to hold in *K1* than is required to close it, a drop of at least 1° must normally occur to reduce *Q2*'s collector current far enough to open *K1*. In order to reduce this on-off temperature differential, *K2* ungrounds the arm of *R9* whenever *K1*

closes. This operation adds resistance in *Q2*'s emitter circuit, effectively lowering the transistor's bias so that its collector current falls to a level barely sufficient to hold in *K1*. As a result, only a small fraction of a degree drop in temperature is now required to deactivate *K1*.

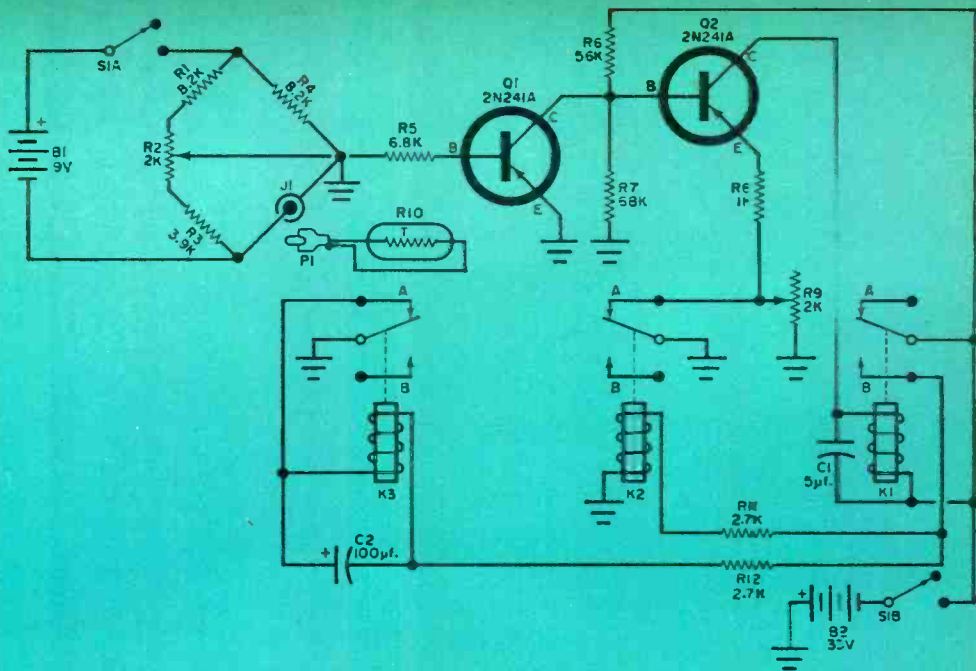
**Other Circuit Arrangements.** If temperature control within a degree or so is satisfactory for your purposes, you can construct a simpler version of the Temperature Taker with some savings in cost. Simply ground the bottom end of *R8* and omit *R9*, *R11*, and *K2*. Without these components, a temperature change of approximately 1° will be needed to activate *K1*.

While the unit shown here was wired to indicate a temperature *increase*—since photographic developers have a tendency to warm up above the desired temperature while in use—it can be easily converted to indicate a temperature *drop*. This feature may be especially useful if you employ elevated processing temperatures for color film. To make it work this way, just move the wire on terminal *B* of *K1* to terminal *A*, and the wire on terminal *A* of *K2* to terminal *B*.

The values of resistors *R1* and *R3* given in the schematic diagram provide a temperature range of 59° to 85° F. To monitor a lower temperature range, you simply alter the values of *R1*-*R3*, making *R1* smaller and *R3* greater. Increase *R1* and decrease *R3* for higher temperatures. A *wider* range of temperatures can be covered by using more resistance at *R2*, and less at *R1* and *R3*. In all cases, however, the sum of the three resistances should equal approximately 14,000 ohms.

In applications where a ticking relay isn't loud enough, ground the bottom end of *K3*'s coil and remove *C2*. The relay contacts can then be used to control an external bell, buzzer, or other noisemaker.

**Construction.** Although not especially critical, the layout shown in the photos makes for a neat, easily wired instrument. Mount *R2*, *K3*, *J1*, and *S1* on the front cover of a 3" x 4" x 5" Mini-box as shown in the photo on page 41. Most of the other components are mounted on a 3<sup>1</sup>/<sub>16</sub>" x 4<sup>1</sup>/<sub>16</sub>" piece of perforated circuit board which is supported by four 1" spacers slipped over 1<sup>1</sup>/<sub>4</sub>" 6-32



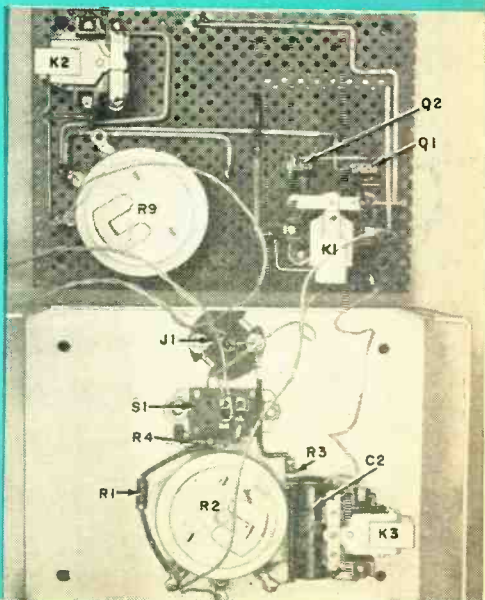
**PARTS LIST**

- B1—9-volt transistor battery
- B2—33-volt battery (Burgess XX22 or equivalent)
- C1—5-µf., 25-volt electrolytic capacitor
- C2—100-µf., 25-volt electrolytic capacitor
- J1—Phono pin jack
- K1, K2, K3—Miniature s.p.d.t. relay (Sigma 11F-9000-G/SIL)
- P1—Phono pin plug
- Q1, Q2—2N241A transistor
- R1, R4—8200-ohm resistor
- R2, R9—2000-ohm potentiometer (Mallory M2MPK or equivalent)
- R3—3900-ohm resistor
- R5—6800-ohm resistor
- R6—56,000-ohm resistor
- R7—68,000-ohm resistor
- R8—1000-ohm resistor
- R10—4000-ohm probe-style thermistor (Ferwal GB34P2—Allied Radio Stock No. 8E629, \$2)
- R11, R12—2700-ohm resistor
- S1—D p.s.t. slide switch
- 1—3" x 4" x 5" Minibox
- 1—Transistor battery connector (Cinch 5D or equivalent)
- 1—3-prong battery plug (Cinch 5B1A or equivalent)
- 4—1 1/4" 6-32 machine screws and nuts
- 4—1" metal spacers for 6-32 screws
- 1—3 1/16" x 4 1/16" piece of perforated circuit board
- 1—6" length of 1/4" polystyrene tubing
- 1—Control knob
- 1—Roll of No. 28 stranded plastic covered hookup wire
- 1—Roll of No. 20 solid plastic covered hookup wire
- 2—Transistor sockets (Cinch 2H3 or equivalent)
- Misc.—Polystyrene cement, solder, spaghetti, electrical tape


All fixed resistors 1/2 watt

Principle behind device is fact that R10 varies in resistance as temperature changes. As it does so, it balances resistance bridge, cutting off Q1 which, in turn, activates Q2, K1, K2, and K3.


Removal of perforated board from cabinet shows parts placement. The board is wired with No. 20 solid wire; use stranded wire for probe leads and for connections between board and front panel.







A few dabs of polystyrene cement make probe solid and watertight. Put cement on thermistor and leads (insulate one), and thread into tubing. A few drops of cement at opposite end completes the job.



Calibrate the Temperature Taker with warm water and ice as described in the text, using an accurate thermometer for reference. Unit may be made to cover various temperature ranges depending on the values selected for R1-R3.

screws passing through holes in the front cover.

The only precautions to be taken in wiring the unit are to insulate *K1* from the chassis—its armature and frame are attached to each other—and to observe the correct polarities of *C1* and *C2*.

As stated on its shipping container, *R10* is a "delicate electronic instrument." Therefore, it should be handled with care and given adequate physical protection. The thermistor specified in the Parts List is a tiny black dot at one end of a thin glass rod about  $\frac{1}{2}$ " long. Two bare wire leads emerging from the rod serve as terminals.


Construct a probe from a 6" length of  $\frac{1}{4}$ " polystyrene tubing to serve as a housing for the thermistor. Any convenient length of wire may be run between the probe and the Temperature Taker. In the original, two  $2\frac{1}{2}$ -foot lengths of plastic-covered No. 28 stranded hookup wire were twisted together for the purpose. Connect one end of the twisted pair to *P1* and thread the other end through the hole in the center of the

probe. Before soldering the wires at this end to the thermistor, insulate one of the bare leads on *R10* with spaghetti. There won't be room inside the probe for spaghetti on both leads.

Apply a liberal amount of polystyrene cement to the thermistor and spaghetti, and pull them into the probe by gently tugging on the wires until only the very tip of the thermistor extends beyond the end of the probe. Wipe all cement from the tiny bit of *R10* which remains exposed. A few drops of cement placed on the cable where it emerges from the probe will keep out unwanted moisture. Push the clip from a discarded ball-point pen over the probe to act as a means for clamping it to the side of a developing tray.

**Adjustment and Calibration.** After all wiring has been completed and checked for errors, reduce the resistance of *R9* to zero. Plug in the batteries and *R10*. Then turn the knob of *R2* fully counterclockwise. Throw on *S1* and slowly advance *R2*. At some setting of the potentiometer, if the room temperature

Completed Temperature Taker with thermistor probe is at right. Although prototype was designed to indicate rising temperatures over a specific range, the range can be tailored to suit the user; falling temperatures can also be made to sound an audible alarm.



is between  $70^{\circ}$  and  $75^{\circ}$ ,  $K1$  and  $K2$  should close and  $K3$  should begin clicking. After giving the knob of  $R2$  a barely perceptible counterclockwise twist, advance  $R9$  until the clicking stops. Too much resistance at  $R9$  will cause erratic operation of  $K1$  and irregular clicking of  $K3$ . Too little resistance at  $R9$  will result in a significant difference between the on and off settings of  $R2$ .

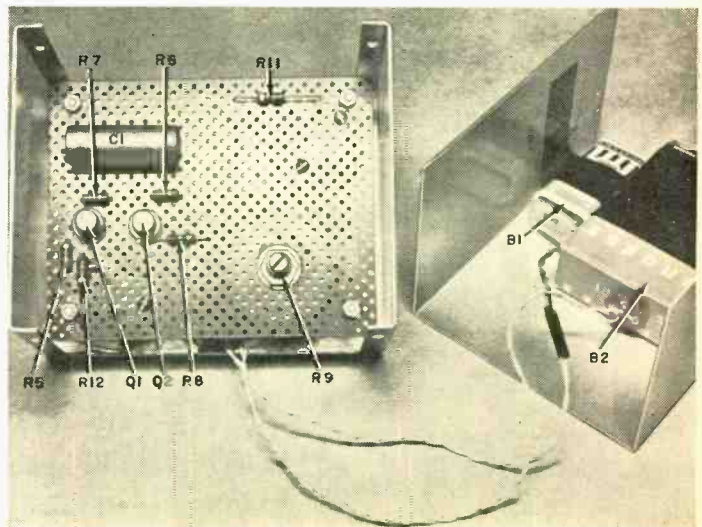
An accurate photographic thermometer, a glass graduate or other suitable container, a stirring rod, some ice cubes and a supply of warm water are required to calibrate the instrument. Temporarily

tape the heavy paper on which you plan to draw a dial scale underneath the knob of  $R2$ . Clip both the probe and the thermometer to the side of the graduate, as illustrated on page 42, and partially fill it with  $70^{\circ}$  water. Set  $R2$  fully counterclockwise.

While stirring the contents of the graduate, slowly add warm water until  $K3$  starts to click. Now, dunk an ice cube in the water just long enough to cool it to the point where  $K3$  stops. Stir vigorously and then pause for a minute to allow the water to cease moving. Turn

*(Continued on page 82)*


Four major components— $J1$ ,  $K3$ ,  $R2$ , and  $S1$ —are mounted on front panel of the unit, the remainder on perforated board positioned directly behind it with spacers and bolts. Control  $R9$  is inside, since only initial adjustment is needed.





# POCKETABLE METRONOME

**A variable-speed pacer  
will be a boon for any  
tyro instrumentalists**



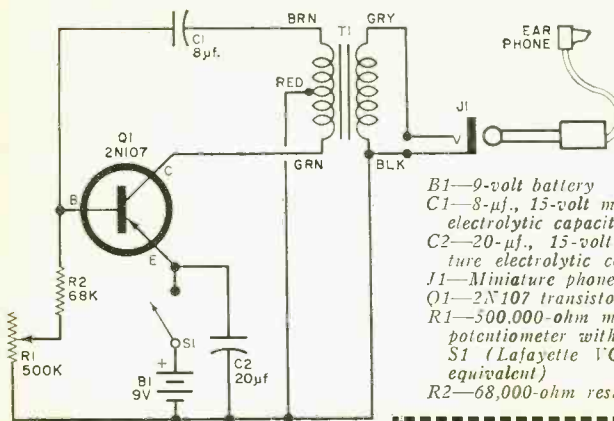
**P**EOPLE are rhythm-conscious, and if you are learning to type, play an instrument, dance, exercise, or any of countless other rhythmical functions, this metronome will mark the beat for you at a rate of from 80 to 300 clicks per minute. It is small enough to fit in a pocket, and the earphone stores nicely in the roomy case.

The metronome circuit is a simple relaxation oscillator with a 20- $\mu$ f. emitter bypass capacitor (*C2*) to stabilize the circuit. Two holes in the circuit board are enlarged to accept jack *J1* and potentiometer *R1*. As these components also hold the circuit board to the plastic case, the jack hole should be enlarged sufficiently to pass the collar of the jack.

Before permanently wiring the circuit, check the range of clicks. If they are too slow, decrease the resistance of *R2*; if they are too fast, increase *R2*'s value. Potentiometer *R1* has a tapered resistance, and both outer terminals should be tried to see which gives the greater spread of click range.

Metronomes are usually bulky affairs, never thought of as portable. This one is a departure from the norm, with more applications than a normal metronome could shake its pendulum at!

—Sal Stella



Switch *S1*, on back of *R1*, closes when knob is turned; *R1* varies click speed.

## PARTS LIST.

- B1*—9-volt battery
- C1*—8- $\mu$ f., 15-volt miniature electrolytic capacitor
- C2*—20- $\mu$ f., 15-volt miniature electrolytic capacitor
- J1*—Miniature phone jack
- Q1*—2N107 transistor
- R1*—500,000-ohm miniature potentiometer with switch
- S1* (Lafayette VC-39 or equivalent)
- R2*—68,000-ohm resistor

- S1*—S.p.s.t. switch (part of *R1*)
- T1*—Transistor miniature output transformer (Lafayette TR-99 or equivalent)
- 1—6-ohm earphone
- 1—Battery connector
- 1— $\frac{7}{8}$ " x  $1\frac{1}{8}$ " circuit board
- 1—Plastic hinged box or other housing approx. 1" x 2" x  $2\frac{1}{2}$ "

# ADVANCED EXPERIMENTER



transistor and a  
As the specific  
show, the  
meter is  
battery  
merch

## FIELD-EFFECT TRANSISTOR VOLTMETER

*Extraordinarily high  
input impedance,  
portability and accuracy,  
with a single transistor*

By **JEFF H. TAYLOR**, Texas Instruments, Inc.

**T**HE field-effect transistor is a relatively unexploited member of the semiconductor family. Until last February it was also one of the more expensive transistors, but a "price break" now places this unusual component in an attractive position as a possible experimenter's tool.\* The voltmeter described in this

article is similar in many respects to a VTVM, but uses, instead of a vacuum tube, a single unipolar field-effect transistor—the 2N2498.

The 2N2498 transistor—unlike its bipolar brothers—exhibits extremely high input impedance and some of the other characteristics that might be attributed to a vacuum tube, specifically a pentode. Because of these characteristics, a voltmeter can be designed with a single

\*As this is written, the 2N2498 field-effect transistor is being offered at \$12.75. Both the 2N2497 and 2N2499 are somewhat more expensive, \$14.25 and \$16.35 respectively.

...bare minimum of parts. ...specifications on the next page ...field-effect transistor volt- ...small, lightweight, and has a ...life equal to the shelf life of the ...battery cells used to power it. ...Technically, the voltmeter uses a field- ...effect transistor in a source-follower configuration (similar in many respects to the familiar cathode-follower arrangement used with vacuum tubes). The voltage gain of the final circuit is less than unity, and varies with changes of the small-signal common-source forward transfer admittance and other circuit impedances.

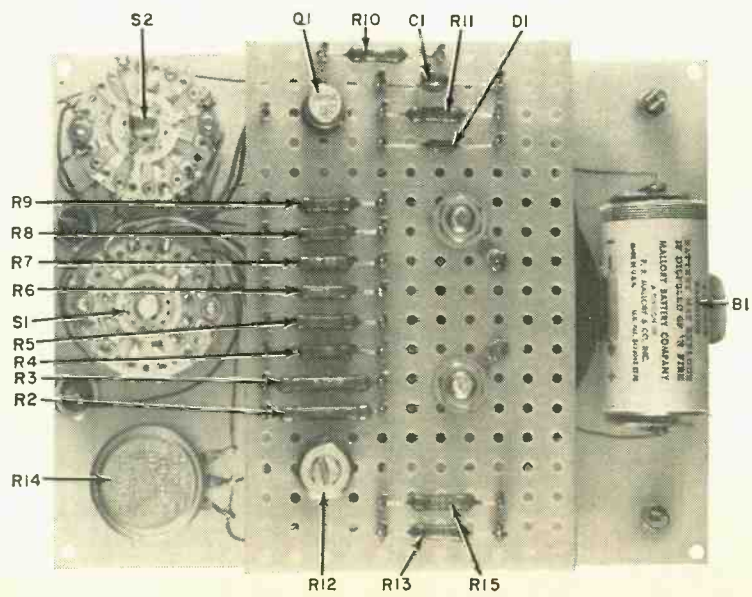
**Circuit Theory.** The basic voltmeter circuit is shown in the small diagram in the upper right-hand corner of the next page. To analyze it, assume that a zero potential is established between points *A* and *B* and that current will flow through the transistor and resistor  $R_8$ . This places point *C* negative with respect to point *B*. Combination resistors  $R_u$  and  $R_b$  can be adjusted to provide a potential at point *D* equal to the potential at point *C*. The meter will now indicate zero. If a negative potential is applied to the input (*A-B*), the current through the transistor and resistor  $R_8$  will increase and point *C* will become more negative—causing a meter reading proportional to the potential difference between points *A* and *B*.

The input resistance of this circuit can be extraordinarily high since it is determined by the *gate-to-channel* leakage of the field-effect transistor. (“Channel” refers to the conducting path between the “source” and the “drain.”) Obviously, this circuit will not work in actual practice since the open gate would permit static potentials at point *A* to cause the meter needle to wander. A practical version of this basic circuit is shown in the large schematic diagram and construction photograph.

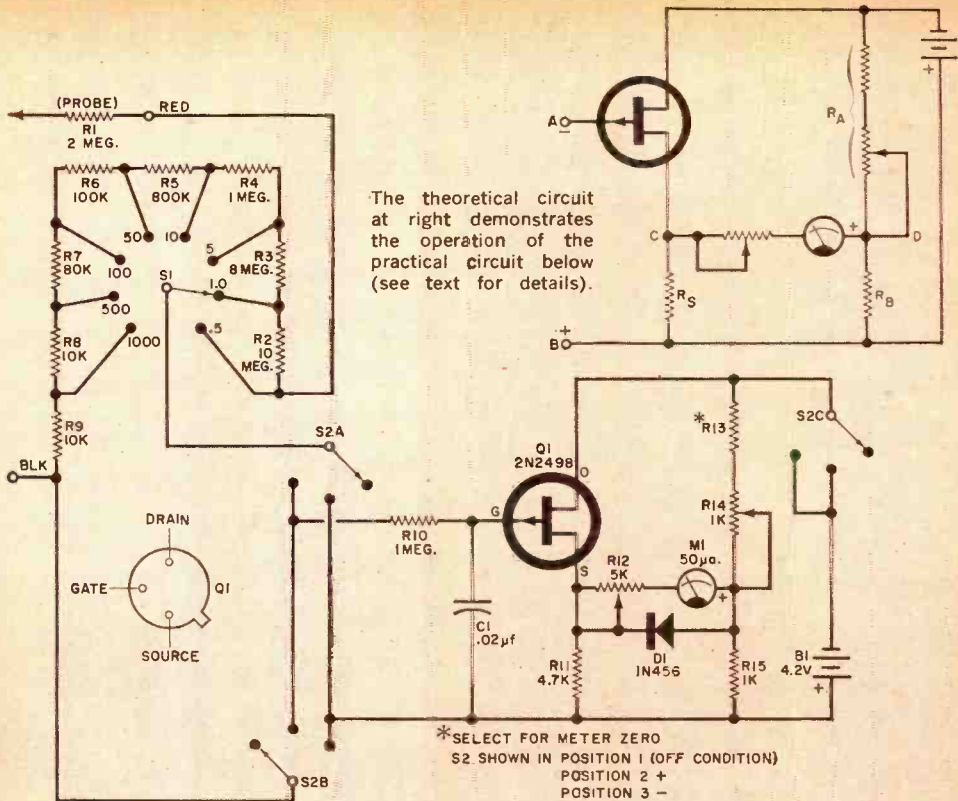
**A Practical Circuit.** Through a rather modest arrangement of switches and resistors, a single field-effect transistor voltmeter can be built possessing the detailed specifications outlined at the bottom of page 47. The input impedance of this voltmeter is determined by the series combination of resistors  $R1$  through  $R9$ . To provide protection from transient overload or stray a.c. voltage injection, the filter consisting of  $C1$  and  $R10$  has been introduced. Diode  $D1$  has been wired across the meter so that the movement current can be limited to about  $1\frac{1}{2}$  times the full-scale deflection value. Although this circuit was designed using the 2N2498 field-effect transistor, most (but not all) of the 2N2497's and 2N2499's will work as well.

Since the over-all accuracy of the voltmeter is largely determined by the input resistor string, resistors  $R2$  through

The voltmeter is mounted in a black Bakelite meter box available at most radio supply houses. The circuit components are mounted on a piece of perforated phenolic board which is attached to the back of meter  $M1$  with nuts on the meter input terminals. Although layout is not critical, care should be taken to insure that leakage paths do not develop in input circuit.







### PARTS LIST

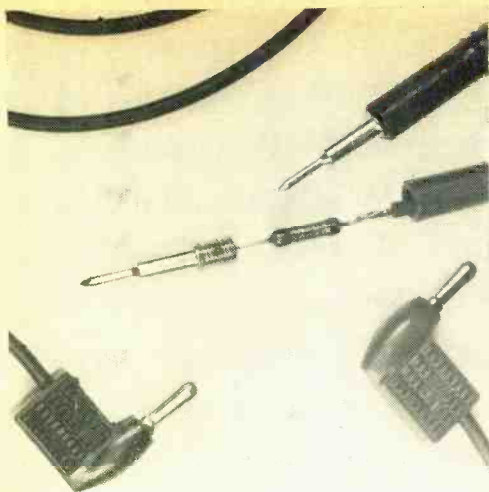
B1—4.2-volt mercury battery (Mallory TR233 or equivalent)  
 C1—0.02- $\mu$ f., 200-volt capacitor  
 D1—1N456 silicon diode  
 M1—0-50 microampere meter (Simpson Model 29 or equivalent)  
 Q1—2N2498 field-effect transistor (Texas Instruments)  
 R1—2-megohm (or 1.8- or 2.2-megohm),  $\frac{1}{2}$ -watt resistor, 10%  
 R2—10 megohms } 1-watt resistors, 1%  
 R3—8.0 megohms } (Aerovox CPX-1 or equiv.)  
 R4—1.0 megohm }  
 R5—800,000 ohms }  $\frac{1}{2}$ -watt resistors, 1%  
 R6—100,000 ohms } (Aerovox CPX  $\frac{1}{2}$  or  
 R7—80,000 ohms } equiv.)  
 R8, R9—10,000 ohms }

R10—1.0-megohm,  $\frac{1}{2}$ -watt resistor, 10%  
 R11—4700-ohm,  $\frac{1}{2}$ -watt resistor, 10%  
 R12—5000-ohm potentiometer with lock  
 R13—1000- to 5000-ohm resistor—see text  
 R14—1000-ohm potentiometer  
 R15—1000-ohm,  $\frac{1}{2}$ -watt resistor, 10%  
 S1—1-pole, 8-position rotary switch (Centralab PA-1001 or equivalent)  
 S2—3-pole, 3-position rotary switch (Centralab PA-1007 or equivalent)  
 1—Battery holder (Keystone #173 or equivalent)  
 2—Banana jacks, one red, one black  
 1—Black plastic multimeter case (approx. 6 13/16" x 5 9/32" x 2 5/16") or similar  
 Misc.—Set of test leads with banana plugs, knob for zero control, perforated pænotic board

### SPECIFICATIONS

Accuracy Determined by meter movement used. Accuracy of instrument shown is within  $\pm 2\%$  of full scale.  
 Battery Life Essentially shelf life.  
 Input Impedance 22 megohms on any range (including 2-megohm probe).  
 Power Consumption Approximately 5 mw.

Power Supply 4.3-volt mercury battery.  
 Voltage Range 0.5 volt to 1000 volts. Eight ranges selected with front panel switch.  
 Full-scale readings of: 0.5, 1.0, 5.0, 10, 50, 100, 500, and 1000 volts.  
 Warm-Up Time Zero.  
 Weight Approximately 2 $\frac{1}{4}$  lb. with battery.



Solder resistor *R1* to the pin of the probe and slip it inside the red handle. The probes need not be reversed to reverse polarity, since this is accomplished through front panel switch *S2*.

*R9* should be stable and preferably have an accuracy of  $\pm 1.0\%$ . Of course, if you have access to a bridge, standard  $\pm 5\%$  resistors can be measured and very close values selected on this basis.

Resistor *R13* must be selected so that potentiometer *R14* will adjust near its center position to set meter *M1* to a zero deflection. The value of *R13* may vary from 1000 to 5000 ohms, but once set it will need no further adjustment.

**Construction and Calibration.** The voltmeter can be built on a single piece of phenolic board and attached to the back of meter *M1* through the meter input terminals. Except for the resistor in the probe, all of the resistors can be mounted to the board with Vector terminals and soldered in place. The layout should approximate that in the photo to eliminate the possibility of leakage paths in the input part of the circuit.

The final accuracy of the voltmeter depends on the values of resistors *R2* through *R9* as well as a calibrating voltage source. Ideally, a digital voltmeter of known accuracy and a variable d.c. voltage source should be used. However, initial calibration with several 1.34-volt mercury batteries may be used to set the 0-5 volt scale. Linearity of the scale is adjusted by varying potentiometer *R12* and locking it into position once satisfactory linearity has been established.

-50-

## BASS REFLEX ENCLOSURE DATA

If you plan to build your own bass reflex speaker enclosure, you'll find the Electro-Voice Technical Bulletin #10 on the design and construction of bass reflex enclosures a real help. And before

ordering the lumber, you might read the E-V "Guide to Compact Loudspeaker Systems," a colorful "idea book." Both are available free from Electro-Voice, Inc., Buchanan, Mich.

## TEMPUS FUGIT

"Wal sonny," said the OT to the youthful ham one day,

"It wasn't always easy to construct your rig, and say— you had to build 'em big, in an ugly-looking rack;

the parts were really very scarce, they'd set your budget back!

"You'd breadboard all the circuits, testing each in turn, you see with Fahnestock clips, resistive pencils, lots of wire and gee— those tickler coils were fancy, you tuned for the least smoke.


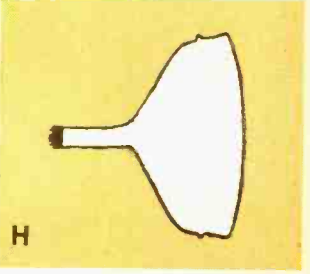


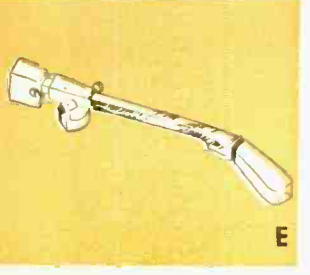


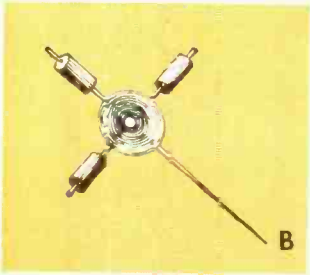
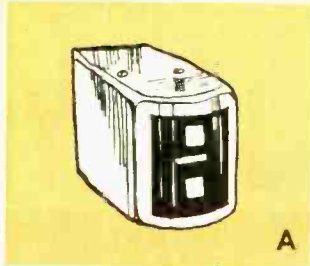
The little sets you build today, they really are a joke!

"When we old hams would really go, why we'd talk far and wide  
I once talked right to Pittsburgh and it filled my heart with pride."  
The young ham flipped his little switch and gave the key a whack.  
The OT sat there goggle-eyed! An AC4 came back!

—Byron G. Wells, K2AVB

# BIO-ELECTRONIC QUIZ

By ROBERT P. BALIN



The body of knowledge a technician should learn contains many terms that are derived from their resemblance to parts of the human anatomy. See if you can match the common electronic terms listed below (1-10) with the sketches (A-J) of the devices to which they most likely pertain.

(Answers on page 90)

- 1 Arm \_\_\_\_\_
- 2 Eye \_\_\_\_\_
- 3 Finger \_\_\_\_\_
- 4 Hair \_\_\_\_\_
- 5 Hand \_\_\_\_\_
- 6 Head \_\_\_\_\_
- 7 Legs \_\_\_\_\_
- 8 Knee \_\_\_\_\_
- 9 Neck \_\_\_\_\_
- 10 Nose \_\_\_\_\_



## Equipment Report

# MESSENGER III

**A**RE YOU in the market for a CB transceiver that doesn't drain your car battery? Or a transceiver that is so small you begin to wonder if the manufacturer hasn't accidentally left out half of the circuitry? Completely transistorized, the E. F. Johnson "Messenger III" is absurdly small and on receive draws only 50 ma. from a 12-volt car battery. On transmit, the power drain is still only around 600 ma.—compared to the 4 to 6 amperes drawn by conventional tube-type transceivers.

And despite the size of the Messenger III, E. F. Johnson has not skimped on circuitry. The tested power output (at 5 watts input) is right up there at a good solid 100% modulated 3.4 watts. The receiver is double-conversion with superior selectivity characteristics, plus more sensitivity than is needed.


The Messenger III can also be used as a field portable, or as a mobile public address system with only modest switch-



ing changes. Selling at \$189.95 (net), plus \$29.95 (net) for the base station 117-volt a.c. power supply, it is as modern in every sense of the word as any CB transceiver could be. -30-

| BOX SCORE      |           |      |      |      |
|----------------|-----------|------|------|------|
|                | Excellent | Good | Fair | Poor |
| Talk Power     | ✓         |      |      |      |
| Selectivity    | ✓         |      |      |      |
| Sensitivity    | ✓         |      |      |      |
| Squelch        | ✓         |      |      |      |
| Noise Limiting | ✓         |      |      |      |
| Stability      | ✓         |      |      |      |
| Operating Ease |           | ✓    |      |      |

Circle No. 88 on  
Reader Service Page 11




The Messenger III, designed along "space-age" lines, is a rugged unit. In this photo, the crystal bank for 11 transmit and receive channels is visible just behind the front panel. The white box near the rear skirt is a special transmit/receive antenna switching relay such as might be found in a guided missile. Manufacturer also has transistorized selective calling systems available for use with the Messenger III.



By WALTER G. SALM

# Babylon Battery

***The electric battery existed  
2000 years ago! Did ancients  
possess other science facts?***



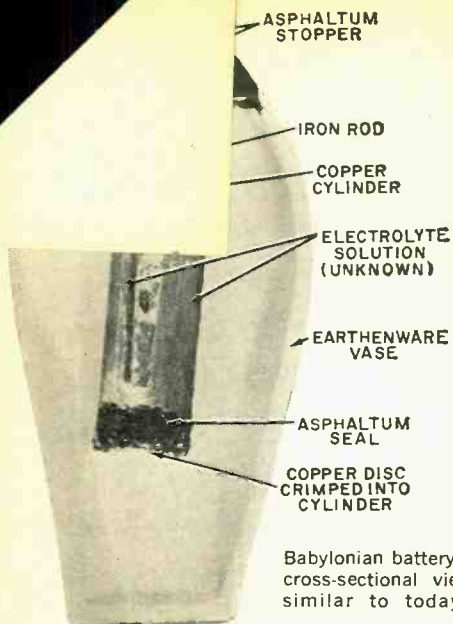
Batteries were built into earthenware jars such as this one. Asphaltum was used to seal battery element in place.

**E**LECTRIC BATTERIES over 2000 years ago? Not really impossible, if you stop to ponder the considerable amount of knowledge the ancients possessed. Unfortunately, most of this knowledge was lost during various conquests and library burnings.

These early electrochemical batteries were first brought to light by a German archaeologist, Wilhelm Konig, working for the Iraq Museum. They were discovered in the ruins of an ancient Parthian town on Khujut Rabu'a, a hill not far from Baghdad. The cells were apparently used for electroplating gold, and as there were no patent laws, the processing details were passed from father to son, and kept closely guarded.

**Cell Construction.** The ancient cells were reported to the American scientific press in 1939 by Willy Ley, a science historian. He described the central cell elements: a copper cylinder containing an iron rod that had been corroded as if by chemical action. The cylinder was soldered with a 60/40 lead-tin alloy, the same solder alloy we use today. The electrolyte was another matter. As this was thoroughly dried by time, it's anybody's guess. However, there were a number of usable chemicals around in those days that could have done the job.

Willard F. M. Gray, an engineer at GE's Pittsfield, Mass., plant constructed



Babylonian battery, shown in the cross-sectional view at left, is similar to today's dry cell.



Cutaway model exposes interior of ancient cell. Vase was not for looks, but to support elements.

replicas of these cells, and used copper sulphate as an electrolyte. Mr. Gray's models, shown in the photographs, are now in the Berkshire Museum in Pittsfield. The earthenware jars used to house the original cells kept the cells upright, and the tops were sealed with asphaltum, a caulking compound that cannot be duplicated today. Mr. Gray used black sealing wax instead.

Iron and copper rods found with the ancient cells may have been used to series-connect them for higher voltages.

**Applications.** Gold wasn't the only thing these pre-A.D. smiths used the cells for. They were also able to plate silver and antimony. This, of course, speaks well for their knowledge of chemistry, too. Some of the plating solutions they had to compound included ferrocyanides, lye solutions and orate baths (gold dissolved in hydroxide). These chemicals were available to the ancients, and they could have used any of them. The asphaltum that sealed the batteries was the same material that Noah used to caulk the ark. The Bible calls this material "bitumen" and it must have been an all-around sealing compound, with numerous applications.

**Other Finds.** While the Parthians had only a limited knowledge of the electro-

chemical batteries, archaeologists have found the remains of four more in a magician's hut in the excavation of Seleucia, a town not far from Khujut Rabu'a. The Berlin Museum had pieces of ten more such batteries, possibly without realizing what they were.


Although Cleopatra didn't actually have electric lights in her palace, it is entirely possible that Mark Antony presented her with gifts that he had picked up in his travels, and that these gifts were electroplated. Surely, some of these electroplated jewelry items must have found their way out of the Mesopotamian region and into neighboring kingdoms.

While we are all doubtless impressed by our own technological achievements, it gives one pause to think that one of our commonplace "modern" discoveries is not a discovery at all, but a re-discovery of an ancient artifact! Who can surmise what other secrets the ancients hold in shrouded mystery?

It is unfortunate that the knowledge and technology of the ancients was destroyed before it could be recorded and saved, but each year more wonders of the old sciences come to light. Who knows? Perhaps some day our own technology will catch up to theirs. -30-



# Build a MODERN CRYSTAL SET



***No tubes, transistors, or power! A few parts and lots of ingenuity result in this amazing little receiver***

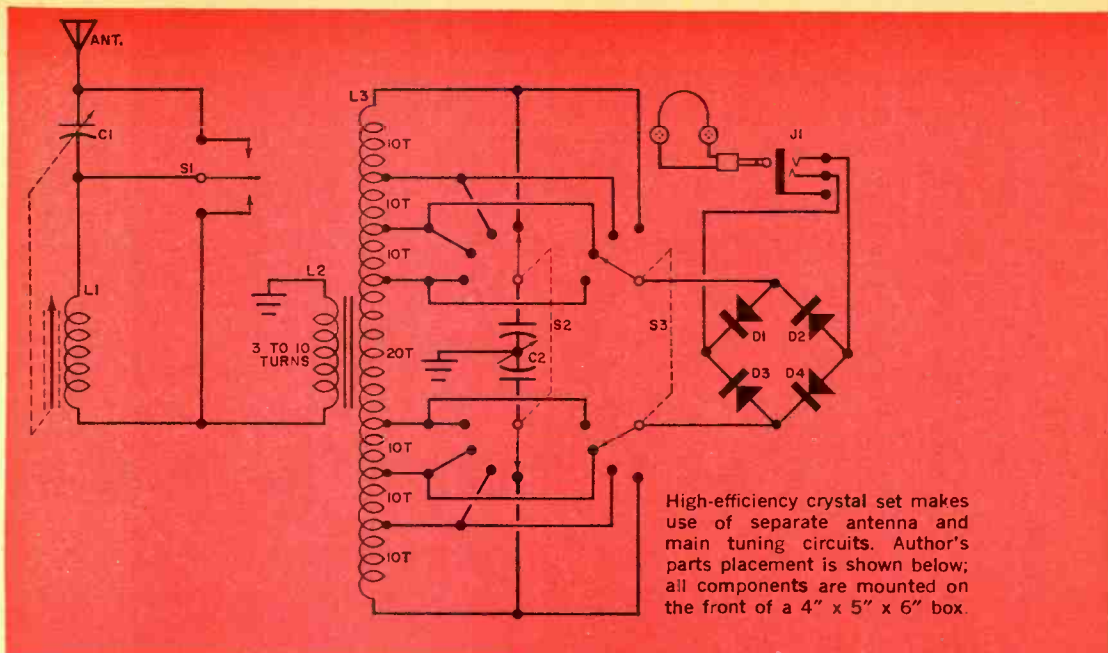
By **WALDO T. BOYD**, K6DZY

**F**FIFTY YEARS, during which the audi-on valve, the multipurpose tube, and the transistor have come into being, have neither outmoded the fascination of building a crystal set nor the thrill of listening to it for the first time. Basically, a crystal set is limited to the use of only the power supplied by the station heard. Transistors, which fall in the category of amplifiers, must also be ruled out if the experimenter wants to stay within the classic meaning of the term "crystal set."

Unfortunately, "cat whisker sets" have long been known for their lack of sensitivity and selectivity, usually receiving two or three local stations at once. The

author's goal was to improve on the traditional crystal set by using good materials, high-Q resonant circuits, new techniques, and innovation. Proof of the success of the "Modern Crystal Set" is that its measured output is ten times as great as a "standard" coil-capacitor-diode kit used as a comparison—this with an acceptable degree of selectivity!

**Antenna Circuit.** In contrast to the usual crystal set which ignores a number of known facts about antenna length and tuned circuits, this set uses series tuning in the antenna circuit. Switch *S1* selects either a capacitance (*C1*), or inductance (*L1*), or both. The result is that either a bedspring or 500 feet of




outdoor wire will work as an antenna, since  $L1$  tends to "lengthen" a sky wire, while  $C1$  "shortens" it.

By ganging  $C1$  and  $L1$  (although ganging is not absolutely necessary), one control does the work of two. As shown in the photos and drawing, a small dial cord drum is soldered to  $C1$ 's last rotor plate, and revolves when  $C1$ 's shaft is turned. One-half the circumference of the drum should be approximately equal to the total length of the ferrite slug used in  $L1$ ; a bottle cap can be adapted if a dial cord drum is not available. Metal hooks are glued into the ends of the ferrite slug, which is then coupled to the drum with dial cord. A small pulley from an old BCB receiver (or a pulley made with a battery nut on a piece of wire) and a rubber band complete the job. The ferrite slug should enter the coil as  $C1$ 's rotor plates begin to mesh.

Good selectivity is achieved by transformer ( $L2$ - $L3$ ) coupling the antenna circuit to the main tuning circuit ( $L3$ ,  $C2$ ). Start with 10 turns for  $L2$ , and reduce this if even greater selectivity is desired.


**Main Tuning Circuit.** The main tuning circuit has to perform two functions: provide both a parallel-resonant tuned circuit for station selection and enough



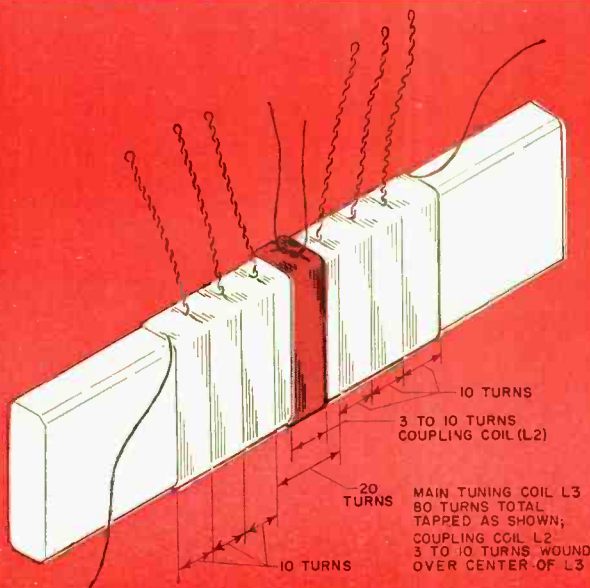
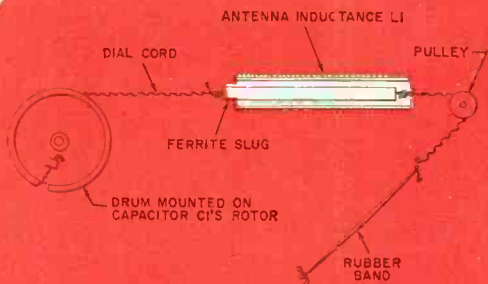
audio power to drive the headphones. The first function is best served by using a high- $Q$  circuit—this is achieved by winding the coil on a ferrite rod with litz wire. Since there is an optimum inductive-capacitive combination for highest  $Q$  at any frequency,  $L3$  is tapped.

The taps also help in another way. The headphones place a load on the tuned circuit and lower  $Q$ . By extending the taps to  $S3$ , the headphones can be matched to the coil at the point which

(Continued on page 83)



Shaft of C1 also tunes L1 with the components ganged as shown. Coil L1 is mounted in a cardboard holder which is glued to the back of C2. Components must be mounted so that end of L1 and drum are even.



Wind L3 on bare ferrite rod, 80 turns total. After L3 winding is completed, wind L2 over center section. The ferrite rod used here is approximately 2" x 1/2" x 3/16".

## PARTS LIST

C1—Miniature variable capacitor, approx. 250 p.f. maximum

C2—Dual TRF-type broadcast receiver variable capacitor, approx. 365 p.f. per section

D1, D2, D3, D4—General-purpose germanium diode (Lafayette No. SP-148 or equiv.)

J1—Three-conductor open-circuit phone jack

L1—Slug-tuned broadcast tuning coil (may be salvaged from many auto radios of 1939-49 vintage, or use Burstein-Applebec No. 14C89 and remove threads); inductance not critical

L2, L3—Wind directly on rod from new or used ferrite antenna, as per drawing, with 5 x 44 litz wire, enamel and fabric insulated

S1—S.p.d.t. switch with center "off" position

S2, S3—Two-pole, four-position wafer switch, non-shorting (Centralab P.A-1000 Series, Type 1003, or equivalent)

1—Set of headphones, high-impedance, crystal type recommended (Burstein-Applebec No. 22A47 or similar)

1—Three-circuit phone plug

1—4" x 5" x 6" Minibox

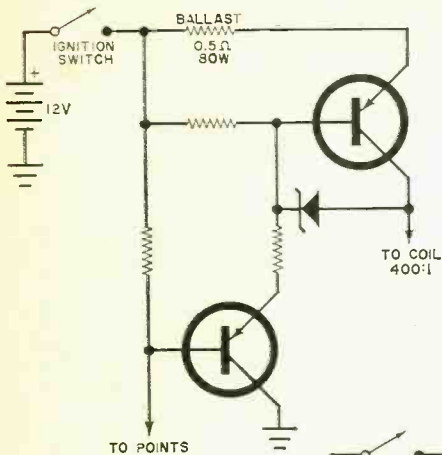
1—Roll of 5 x 44 litz wire (Belden Type 8817; Allied Stock No. 48T981 @ 29 cents)

Misc.—Control knobs, binding posts (insulated feedthrough type for antenna), terminal strip, spacers, machine screws and nuts for mounting components, small dial cord drum (see text), epoxy cement, hookup wire, solder, etc.



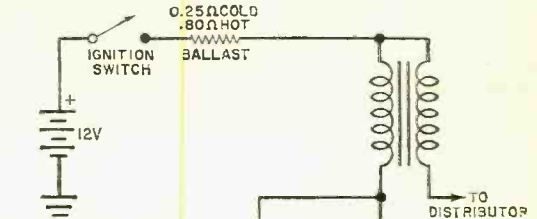
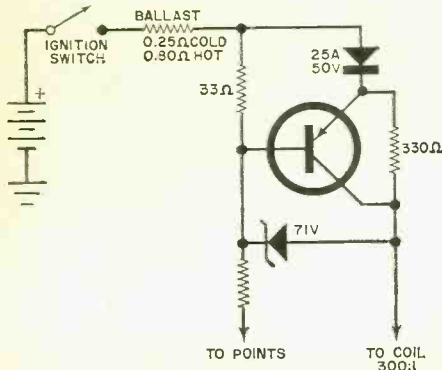
# More Transistor Ignition Circuits

Following up our feature article in last month's issue, here are five more circuit diagrams of systems currently on the market

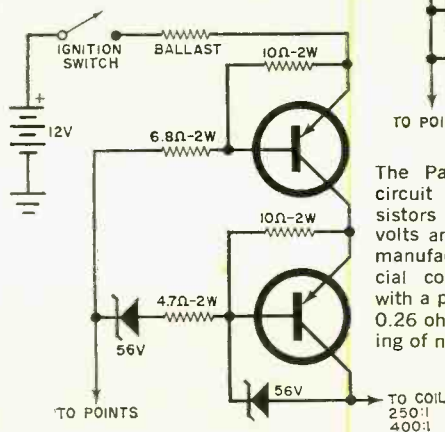


The Delta Products Transistor Mk-5 uses the circuit arrangement above to keep current through the points at a very low value. This system with coil sells for \$39.95 with usual guarantee.

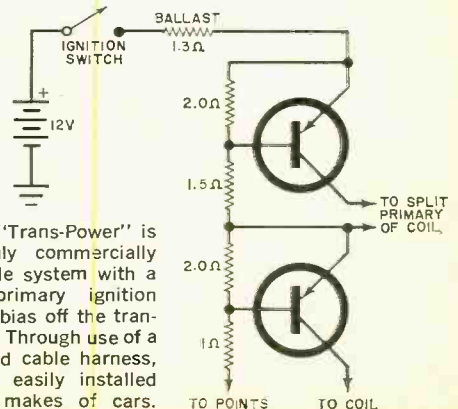
A Prestolite 250 system (below) is similar to this manufacturer's 201 system (see p. 86, June issue). The transistor has a current capacity of 15 amperes with an applicable breakdown rating of 90 volts. This system presently retails at \$63.00.



Micro-Kits sells the "Micro-Fury" system at right for \$29.95 wired or \$24.95 as a kit. The coil has a turns-ratio of 400:1.



The Palmer two-transistor circuit at left uses transistors with ratings of 60 volts and 15 amperes. The manufacturer supplies special coils for this circuit with a primary resistance of 0.26 ohm and a current rating of not over 10 amperes.



Alco's "Trans-Power" is the only commercially available system with a split primary ignition coil to bias off the transistors. Through use of a prewired cable harness, unit is easily installed in all makes of cars.

# The Lullaby Box

By **HARTLAND B. SMITH**  
W8VVD


*After fifteen minutes of soothing music, the box turns off. So does the baby . . .*

**G**ENTLY press the button atop the "Lullaby Box" and it softly emits soothing, tinkling tones for a 15-minute period. Then it turns itself off, making it unnecessary for the busy housewife to interrupt her duties to do so. An excellent baby tranquilizer, the gadget makes an ideal gift at baby showers or for parents of young children.

Depressing normally-open switch *S1* lets current flow in the coil of *K1*, closing the relay; *K1* is locked in the closed position. At the same time, power is applied to the musical movement and the timing motor.

After about one minute of operation, the timing motor cam moves away from the spring of *S2* and this switch drops to the lower contact; current continues to flow to the motors and relay through this contact. Some 14 minutes later, the cam once again pushes the actuating arm of *S2*, forcing the arm back to the top contact. This time, current to *K1* is interrupted, and the action stops.

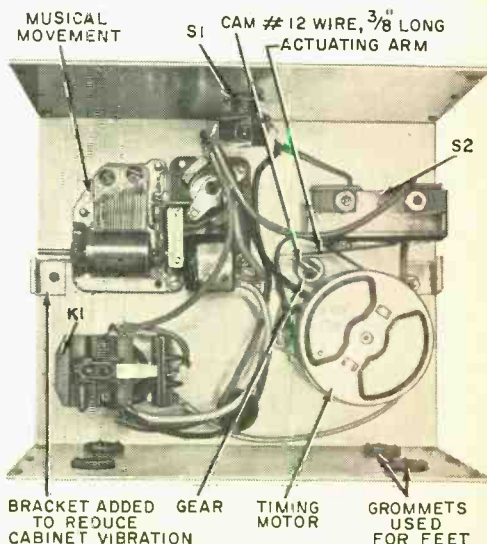
**Construction.** All components are mounted on the rear cover of a 4" x 5" x 6" Minibox. Start by soldering a piece of #12 copper wire about  $\frac{3}{8}$ " long to the timing motor gear (see photo at right) so that it protrudes about  $\frac{1}{8}$ " beyond the edge of the gear. Do not allow ex-



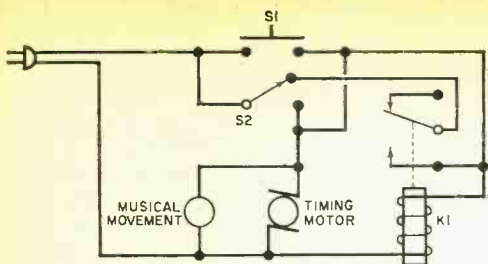
cess solder to drip into the gear teeth. Drill a  $\frac{5}{16}$ " hole in the Minibox cover to provide clearance for the opposite end of the motor shaft.

Mount switch *S2* on  $\frac{1}{2}$ " spacers which will place its contact spring in line with the motor cam. Be sure the distance to the cam is such that positive action takes place. Break or file off the locating stud under the relay, and mount the relay on a grommet, rather than directly to the box. This will eliminate a loud "boing" when the relay pulls in.

Since the entire box acts as a sound-



Wiring of "Lullaby Box" is not critical, but parts placement is since timing motor cam must act positively on switch *S2*.



Musical movement, timing motor, and relay K1 are all 115-volt units. See text for operation.

#### PARTS LIST

- K1—S.p.d.t. relay, 115-volt a.c. coil (Potter & Brunfield KA5AY-115AC or equivalent)
- S1—S.p.s.t. normally-open push-button switch
- S2—S.p.d.t. snap-action switch (Acro BRD2-5L or equivalent)
- 1—115-volt a.c. musical movement—"Brahms Lullaby" (Novelties of Distinction, 131 W. 42 St., New York, N.Y.)
- 1—4-rph timing motor (Allied Radio 78B497)
- 1—4" x 5" x 6" aluminum Minibox
- 6—Rubber grommets for  $\frac{3}{8}$ " holes
- 2— $\frac{1}{2}$ " metal spacers
- 2—6-32 x  $1\frac{1}{2}$ " machine screws
- Misc.—Screws, nuts, washers, wire, solder, paint, decorative decals, etc.

ing board, you don't have to drill holes to let the music out. You can prevent rattles and resonances by adding two small brackets to the box, and using additional sheet metal screws to make the box tighter. Use four rubber grommets as mounting feet, and another grommet for the line cord.

A coat of paint and some decals will enhance the overall appearance of the box. Should you decide to paint it, do so after the holes are all made but before the parts are installed. Decals should be applied after the wiring is finished, to keep them neat and clean.

**Testing.** When the "Lullaby Box" is completed, first give it a thorough visual inspection to be sure that none of the wiring is in contact with the metal box. Plug the unit in, and test it for correct operation. If all is satisfactory, apply a single drop of light machine oil to each bearing and gear tooth in the musical movement, but do not oil the drum or comb. Then fasten the two halves of the Minibox together. —30—

## Scientific Short-Wave Listening

UNLESS you speak several languages, the chances are that you haven't been able to identify all the signals you hear as you tune across the short-wave bands. One good solution to this common SWL problem is the "Tentative High Frequency Broadcasting Schedule," which is published by the International Telecommunications Union in Geneva, Switzerland. This "tome" is available directly from the ITU, and it costs 17 Swiss francs. At present, the Swiss franc is worth about 20 cents, but this figure has been known to fluctuate from time to time. Its current value can be determined by consulting a financial news publication. When you order the book, send along an International Money Order for the full amount.

The THFBS contains over 100 large pages on which are listed the precise frequency, hours of operation, power and geographic coordinates of virtually every international short-wave station in the world. In addition, exact data is in-

cluded for each station on the type of antenna system used, gain in db, and bearing of directional antennas. The zones, or target areas of the world to which each international broadcast is beamed, are also given. The introductory text is printed in French and Spanish as well as in English.

With the THFBS and a good receiver, you will probably be able to pinpoint any foreign short-wave station you hear. In fact, the book so quickly removes the mystery surrounding the location of some of the lesser-known foreign stations that you may find yourself passing these up and spending your time looking for and listening to the few clandestine stations that are not on the international list!

Other helpful items that will enhance your short-wave listening pleasure are a clock set to GMT time, a map showing the world zones, and a frequency standard for accurate frequency measurement.

—Lauren A. Colby, K4RFC





# Monthly Short-Wave Report

By **HANK BENNETT**, W2PNA/WPE2FT  
Short-Wave Editor

## NOTES FROM YOUR SHORT-WAVE EDITOR'S DESK

**T**HE FIRST commercial broadcasting station in the Arab world will go on the air shortly with a power of 500,000 watts. Located at Mansourah in the United Arab Republic, the station will broadcast a Pan-Arab non-political program of light music with short periods of advertising for 16 hours daily. It will be audible in Lebanon, Jordan, Syria, Iraq, Saudi Arabia, the Arabian Gulf, Libya, and Sudan, as well as in the United Arab Republic itself.

The new station may already be on the air as we go to press, but as this is being written we do not have any information as to the frequencies that will be used. In view of the territories to be covered, however, we assume that they will be in the medium-wave band. East Coast listeners should have a chance to log this super-powered station.

**Radio Caroline.** A commercial medium-wave station operating from a converted ferry boat nine miles off the English coast, *Radio Caroline* will soon be silenced if the

International Telecommunications Union has any say in the matter. The ITU asked the Government of Panama to assist in closing the station because the ship has been flying the Panamanian flag. (See "Not Cricket, Caroline!" on p. 38 of this issue.)

The ITU, an agency of the United Nations, allocates radio frequencies under a world-wide agreement. In previous actions, its intervention led to the lowering of the Panamanian flag on commercial broadcast ships which were located off the coasts of the Netherlands and Denmark; however, both are reportedly still in operation.

**How NOT to Obtain QSL's.** "Please send me your QSL." No thanks, no return postage, no explanation. This request was received from a WPE6 short-wave listener by W1UGH, a licensed amateur operator in Hudson, Mass. It was sent to his previous home in Rhode Island by someone who evidently was trying the hard way to collect a verification card from that state.

As W1UGH pointed out, and we whole-

The equipment of Ed Barkowski, WPE3GI, Arnold, Pa., includes two receivers—a Hallicrafters S-120 and a Lafayette HE-30—a Westinghouse four-track tape recorder, and an indoor "long-wire" antenna. Ed has 40 countries logged, with 20 verifications.



July, 1964

Albert J. Sauerbier, of Washington, N.J., is well known to many DX'ers: he is the treasurer of the Newark News Radio Club. A DX'er of long standing, Al is currently using a National NC-183-D receiver and a Hy-Gain trap antenna, 15 feet above ground.



59



The listening post of Eddie Peschke, WPE5CJD, in Houston, Texas, features a Hammarlund HQ-145X receiver, with a Zenith "Transoceanic" portable serving as a standby. The antenna used is a 50' single-wire "L" type, 40' high. Eddie is a member of the National Association of Armchair Adventurers.

heartedly agree, this is definitely *not* the way to collect QSL cards. Such actions may make licensed operators take a dim view of all SWL requests. Needless to say, the WPE6 did not receive his Rhode Island card.

**Thank You, KL7's.** While this is out of the realm of short-wave broadcasting as such, we would, nevertheless, like to extend a collective vote of thanks to the amateur radio operators who maintained communications with the outside world during the recent Alaskan earthquake. They certainly performed under extremely adverse conditions. Most, if not all, of the normal forms of communications, including many of the medium-wave broadcast stations, were knocked off the air.

## ENGLISH-LANGUAGE NEWCASTS TO NORTH AMERICA

*All of the stations below specifically beam English-language newcasts to the U.S.A. The times may vary a few minutes from day to day.*

| COUNTRY        | STATION      | FREQUENCY (kc.)  | TIMES (EST)  |
|----------------|--------------|--|--|
| Argentina      | Buenos Aires | 11,780, 9690, 6090   | 2200, 0100 (Mon.-Fri.)   |
| Australia      | Melbourne    | 17,840, 15,220<br>9580   | 2030, 2130, 2230<br>0745   |
| Bulgaria       | Sofia        | 6070 (and/or 9700)<br>7290   | 1900, 2000, 2300<br>1630   |
| Canada         | Montreal     | 15,190, 11,760, 9585   | 1800 (Caribbean)<br>0215, 0300 (W. Coast)  |
| East Congo     | Leopoldville | 11,755   | 1630, 2100, 2230   |
| Czechoslovakia | Prague       | 11,905, 9795, 9550, 7345,<br>5930  | 2030, 2230   |
| Denmark        | Copenhagen   | 15,165<br>9520   | 0700<br>2100   |
| Finland        | Helsinki     | 15,185   | 1530 (Mon.-Fri.)   |
| West Germany   | Cologne      | 11,945, 11,795, 9735<br>9545, 6075<br>9735, 9575, 6145, 6075   | 1010<br>2035<br>0000   |
| Hungary        | Budapest     | 9833, 7215, 6234   | 1930, 2030, 2200,<br>2330  |
| Italy          | Rome         | 9575, 5960   | 1930, 2205   |
| Japan          | Tokyo        | 15,205, 15,175, 11,780   | 1830   |
| Lebanon        | Beirut       | 11,890   | 1630   |
| Netherlands    | Hilversum    | 17,810, 15,445<br>11,950, 9590<br>7125, 6085<br>6035, 5985   | 1030 (Tues., Fri.)<br>1415 (Tues., Fri.)<br>1630 (exc. Sun.)<br>2030 (exc. Sun.) |
| Portugal       | Lisbon       | 6185, 6025   | 2105, 2245   |
| Rumania        | Bucharest    | 11,810, 9510, 7225, 7195,<br>6190, 5990  | 1730   |
| Spain          | Madrid       | 9360, 6130   | 2215, 2315, 0015   |
| Sweden         | Stockholm    | 15,240<br>9660<br>5990   | 0900<br>2215<br>2045   |
| Switzerland    | Berne        | 9665, 9535, 6165<br>15,315   | 2035<br>0950   |
| U.S.S.R.       | Moscow       | 9740, 9730, 9700, 9680,<br>9660, 9650, 9620, 9610,<br>9570, 7320, 7310, 7240,<br>7200, 7150 (may not all<br>be in use at any one time) | 1730, 1900, 2000,<br>2100, 2300, 0040  |
| Vatican City   | Vatican City | 9645, 7250, 6145   | 1950   |

## First States Awards Presented!

To be eligible for one of the new series of DX awards designed for WPE Monitor Certificate holders, you must have verified stations (any frequency or service) in at least 20 different states. The following DX'ers, listed in the order in which their applications were received, are the first to qualify for these awards.

### Fifty States Verified

Harold Schrock (WPE9AKF), Paxton, Ill.  
Jack Lane (WPE9EVU), Lafayette, Ind.  
Norman C. Elser (WPE8CSI), Evansport, Ohio  
William R. Gardiner (WPE2CLX/4), Perry, Fla.  
John W. Reasoner (WPE0CLU), Ames, Iowa  
Nathan Rosen (WPE2CY), New York, N. Y.

### Forty States Verified

Jerry McMahan (WPE0SS), Cedar Rapids, Iowa  
Philip Berkeley (WPE1ENY), Swampscott, Mass.  
David Johnson (WPE0DHJ), Denver, Colo.  
William E. Chapman (WPE1DRZ), Middletown, Conn.  
James Eudaily, Jr. (WPE4GLQ), Millers Creek, N. C.  
Steve Weinstein (WPE3FNL), Pittsburgh, Pa.  
Bill Lund (WPE6CJ), Manhattan Beach, Calif.  
Rod Paulson (WPE0CZR), Fargo, N. D.  
John T. Arthur (WPE2CLD/6), San Jose, Calif.  
Ray Minter (WPE3CRB), Baltimore, Md.  
John S. Rose (WPE9FXU), LaGrange Park, Ill.

### Thirty States Verified

Donald R. Stark (WPE3FCB), McMurray, Pa.  
Don Stitt (WPE0BCT), Hastings, Nebr.  
Martin Lash (WPE9GIE), Skokie, Ill.  
Robert Binau (WPE3DTP), Williamsport, Md.  
Denis E. Frank (WPE8FBQ), Farmington, Mich.  
James W. Phillips (WPE4EDV), Waverly, Va.  
Chuck Edwards (WPE4BNK), Ft. Lauderdale, Fla.  
Edward C. Bassett (WPE9EHF), Toledo, Ill.  
Bruce McNair (WPE2LEP), Fords, N. J.  
Michael J. Plihcik (WPE2JDF), Woodside, N. Y.  
Jan M. Dyroff (WPE3DSU), Norristown, Pa.  
Christopher Lucas (WPE1FNH), Fairfield, Conn.  
Ron Uzdavinis (WPE2KLO), Woodbury, N. J.  
Thomas E. McNiff (WPE4FEW), Arlington, Va.  
Roger C. Burket (WPE3EKS), Altoona, Pa.  
Paul Turner (WPE2LHB), Albany, N. Y.  
Mike Wolowich (VE3PE1TW), Fort William, Ontario, Canada

### Twenty States Verified

David L. Rogers (WPE5DRJ), Buffalo, Okla.  
Don Eggert (WPE9FMV), South Bend, Ind.  
F. B. Goldsmith (WPE5BKV), Oklahoma City, Okla.  
William Woodfield (WPE4HGT), Norfolk, Va.  
John S. Walker (WPE0DVS), St. Louis, Mo.  
Rick Kulp (WPE0CAU), Bettendorf, Iowa  
Dick Winchell (WPE0CMH), Waverly, Iowa  
Bill Kleronomos (WPE9GPI), Westchester, Ill.  
David Lawrence Ballew (WPE4HGQ), Nashville, Tenn.  
J. C. Landin Jr. (WPE4HHR), Portsmouth, Va.  
Steven Teleky (WPE2IAR), Brooklyn, N. Y.  
Robert Mezzatesta (WPE2JQA), Lodi, N. J.  
Ronald Everett (WPE8FCO), Maple Heights, Ohio  
Edward Tompkins (VE3PE1ZJ), Toronto, Ontario, Canada  
Blaine Bailey, Jr. (WPE1FET), China, Maine  
Wendell C. Putney (WPE2LWN), Troy, N. Y.  
Robert Kunitsky (WPE2HUF), Linden, N. J.  
John Sowers (WPE3DZP), Lebanon, Pa.  
Ted Palmer (WPE6EXH), Sierra Madre, Calif.  
Stephen E. Schmidt (WPE2IXG), Webster, N. Y.  
Richard Clinard (WPE4GNV), Madison, Tenn.  
Marc Arenstein (WPE4GSP), Richmond, Va.  
Bruce D. Drewett (WPE4GXG), Miami, Fla.  
Leo Krygowski (WPE1DZF), Lowell, Mass.  
Dennis Reid (WPE6FFD), Mergan Hill, Calif.  
Vincent De Meis (WPE3FEE), Philadelphia, Pa.  
Larry Cotariu (WPE9GPJ), Park Forest, Ill.  
Raymond Reynolds (WPE1EXT), Lowell, Mass.  
Samuel Zaitlin (WPE1FCM), Biddeford, Maine  
Edmund Brandt, Jr. (WPE9GU), Chicago, Ill.  
Bill Booth (VE3PE1PB), Woodbridge, Ontario, Canada  
Eugene Bond, Jr. (WPE2JHW), Moorestown, N. J.  
Bill Wickboldt (WPE0DET), St. Paul, Minn.  
Eugene Gayda (WPE9ENZ), Lansing, Ill.  
Robert Siemion (WPE8FWQ), Detroit, Mich.  
Bill Campbell (WPE2JHA), Canandaigua, N. Y.  
Tim Vorel (WPE9FIB), Westchester, Ill.

While we do not have a record of those amateurs who participated in the Alaskan operation, we would like to emphasize the point that in times of great distress the amateur operator is more often than not the only source that civil authorities can go to for communications help. In the past, during fires, floods, and other disasters, amateurs have been on the spot and ready for action, usually within minutes. And we are pleased to be able to say that, in many instances, non-licensed short-wave listeners have been right there with them to assist in any way possible.

**Card Swapper's Callbook.** A compilation of active card swappers with names, addresses, calls, ZIP numbers, and other information has been proposed by Don Erickson, 24360 Myers St., Sunnymead, Calif. 92388. If you are an active card


swapper and would like your name to appear in such a callbook, write to him and find out more about it.

**Club Notes.** To date, the following clubs have indicated that they would like to join the Association of North American Radio Clubs currently being organized: Newark News Radio Club, Caradian DX Club, SWL-Certificate Hunters Club, North American Shortwave Association, American SWL Club, Worldwide Monitors Radio Club, National Radio Club, Inc. (Denver), Folcroft (Pa.) Radio Club, Canadian International DX Club, and the Kentucky DXers Association. There are still a few organizations from which no word has been received. A study of the proposed constitution is currently being made by the interested clubs.

(Continued on page 85)



# The Bee's Knees



**C**ARL AND JERRY were sitting on Carl's back stoop enjoying the dew-washed freshness of the summer morning. Carl had Bosco, his dog, clamped firmly between his knees and was wooling the dog's ears affectionately while the animal growled in mock protest at this thoroughly enjoyed rough treatment.

"Hey, there's Mr. Gruber heading this way," Jerry said. "Sure looks as though he has something on his mind."

Carl turned to see his elderly neighbor coming across the back yards at such a lively clip that his cane barely touched the grass. The little man was a favorite with both boys. They admired and respected the way Mr. Gruber refused to bow to his advancing years, maintaining a deep interest in everything, and especially scientific progress. Most of all they liked his enthusiasm, the way he became all worked up over a new idea or project.

"Good morning," he greeted them as he sat down on the bottom step and began to fan himself with his ancient bat-

tered derby. "I was hoping you two might be up already. You're invited to join me in performing a very interesting and rewarding experiment."

"Good!" Carl exclaimed. "We were just wondering what we could do on a fine day like this. What have you got in mind?"

"Getting the honey out of a bee tree I've spotted!" Mr. Gruber announced triumphantly. "Yesterday when I was up Eel River fishing for goggle-eye, I noticed lots of bees flying around. I did some investigating, and found them going in and out of a hole in the side of a big old sycamore growing right on the bank of the river. Since the tree is growing between the road and the river, we don't have to ask anyone's permission to chop into it."

"How about the bees' permission?" Jerry asked. "While it has been some time since I was stung, I can remember how it feels with no trouble."

"We'll take care of that," Mr. Gruber said confidently. His blue eyes sparkled

By  
**JOHN T. FRYE**

W9EGV

happily behind his steel-rimmed glasses as he went on. "Boys, you haven't really lived until you've helped cut a bee tree. It has everything: danger, mounting suspense, and finally a sweet reward. Best of all, it will give us a chance to try a new electronic method of keeping the bees quiet while we scoop out the honey. Just last week I read an article about it, and now we can try it. It seems like fate."

"What is this 'new electronic method'?" Carl asked cautiously.

"It was discovered by the entomology department of the University of Wisconsin's School of Agriculture along with the U. S. Department of Agriculture's Bee Culture Laboratory in Madison. The work was done by Mr. R. E. Showers, a teacher at the East High School in Green Bay, while holding a National Science Foundation fellowship and working under the supervision of Dr. F. E. Moeller. In fact, Mr. Showers and some of his high school students are still carrying on experiments.

"Anyway, it was discovered that certain audio frequencies have a very profound effect on bees. Frequencies between two hundred and twelve hundred cycles seemed to produce a strong tranquilizing effect, with nine hundred and sixty cycles being the optimum frequency. Going either way from this frequency reduced the effect. When a scout bee—you know, the one that comes back to the hive and does an interpretive dance to tell the others where the goodies are—was exposed to nine hundred and sixty cycle audio, *he danced out completely erroneous information* as long as the sound was on! Investigators were able to work colonies of bees without being stung and without the protection of veils or smoke, using only the soporific effect of a small code-practice buzzer tuned to nine hundred and sixty cycles and fastened to the side of the hive. Even when the bees had been quieted for as long as a half hour with the audio, they returned to normal almost instantly when the sound was cut off."

"Very interesting!" Jerry commented. "But how do we go about using this information?"

"There's nothing to it!" Mr. Gruber said, getting to his feet. "You fellows have a little transistorized audio amplifier and a transistorized code-practice oscillator already built up. You set the oscillator on nine hundred and sixty cycles and feed it into the amplifier. The amplifier can feed out into a small speaker with which we can direct sound toward the hole in the tree. While the sound puts the bees to sleep, we can chop into the tree and take out the honey. A half-watt of audio should be plenty—the buzzer the entomologists used couldn't have put out more than that."

"What do you think, Carl," Jerry asked, sounding more and more intrigued by the moment.

"I say let's do it," Carl answered, already way ahead of him.

"Time's a wastin'," Mr. Gruber broke in. "You two put the electronic gear we need into your car and drive around back in the alley. I'll get my axe and some dishpans and a dipper from Martha for collecting the honey. Boy oh boy! I can almost taste that fresh honey on hot biscuits right now!"

He departed in a shuffling trot, and Carl and Jerry, grinning affectionately at his retreating figure, started obediently for their basement laboratory. Truth to tell, they also felt tugs of growing excitement. There was something infectious about the enthusiasm of the little man.

**M**R. GRUBER was waiting for them when they stopped the car behind his garage, and they quickly loaded the pans and the axe into the trunk. Bosco, sensing that something was afoot, had followed them, and now he stood at the corner of the garage with drooping head and tail, looking the very picture of dejection as he saw they were preparing to leave without him.

"Hold on!" Mr. Gruber called as Carl  
(Continued on page 80)



# Transistor Topics

By LOU GARNER, Semiconductor Editor

**T**HE earliest low-cost transistors—the now-famous CK721 and CK722—were encapsulated in plastic. Although these transistors were widely used, the plastic cases were not entirely satisfactory. Often, internal defects would develop after the transistors had been in use for extended periods. In other cases, new transistors would become “leaky” or change their characteristics while still in storage. Many of these troubles could be traced to the properties of the plastic cases. As a result, manufacturers switched to the now almost universal metal cases.

Unfortunately, metal housings are relatively expensive as compared to plastic cases. The cost of the housing represents, in many cases, a fair percentage of the manufacturing cost of the transistor itself. The use of metal also involves a secondary operation, that of mounting the transistor in its case. Since special techniques are required, such as cold-welding or soldering, this adds to the cost of the finished component.


During the past few years, however, great forward strides have been made in the manufacture of plastic materials. Most of the problems encountered with the early plastics have been overcome by the development of new formulations. A little over a year ago, General Electric introduced a line of low-cost silicon transistors encased in an epoxy-plastic. They were developed to supply a potential consumer entertainment market for silicon types which, up to that time, had been prohibitively expensive and had been used almost exclusively in costly military equipment. Many of the new GE units (Types 2N2711 through 2N2716) were priced below comparative germanium types, their lower leakage and better high temperature characteristics notwithstanding.

More recently, Texas Instruments developed a line of silicone-plastic encapsu-

lated transistors. Identified as “Silect” transistors, the first units in the new series (Types TI 415 through TI 419) are low-level, low-noise amplifiers suitable for operation from d.c. to 30 mc., or as oscillators to 80 mc. They can be used in radios, intercoms, toys, cameras, TV sets, hi-fi equipment, electronic organs, portable receivers, car radios, and CB gear.

The new TI types are exceptionally resistant to heat, as shown in the composite photo on this page. The transistor package at right in ① is made of silicone-plastic, while the unit on the left, made in the same molds, is conventional plastic. After being heated over a candle flame, ② and ③, the conventional plastic deformed and split, while the silicone remained undamaged. The irregular outline of the silicone package in ④ is due to carbon deposited by the candle flame, which can easily be wiped off. A close-up view of one of the new transistors is shown in ⑤.

Technical specifications of the GE units



Silicone-plastic encapsulated transistors developed by Texas Instruments are much more resistant to heat than conventional plastic-cased units. Photo shows what happens to each type of case when held over a candle flame. See text for details.



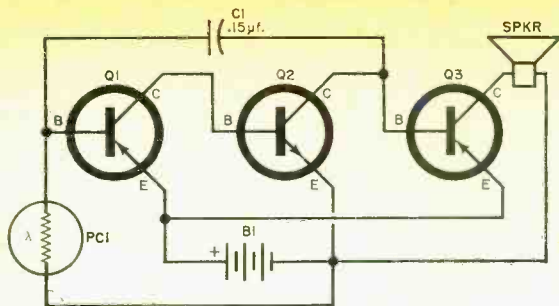


Fig. 1. Light-sensitive audio oscillator circuit submitted by reader Jim Thorn. If too much light falls on PC1, a small 1/2-watt resistor can be connected in series with one of the photocell's leads.

can be obtained by writing to the General Electric Company, Electronics Park, Syracuse, N.Y., while data sheets on the "Silect" types are available from Texas Instruments, Inc., Semiconductor-Components Division, 13500 North Central Expressway, Dallas, Texas.

**Readers' Circuits.** Jim Thorn (Box 87, Dayton, Wash. 99328) submitted the schematic diagram in Fig. 1). Jim adapted the circuit from one featured in our January, 1963, column. A light-sensitive audio oscillator, it can be used as the basis for a CPO, a simple musical instrument, or an audible light meter.

Referring to the diagram, transistors Q1, Q2, and Q3 are wired as a three-stage, complementary, direct-coupled amplifier/oscillator. Capacitor C1 provides feedback between the second and first stages to start and maintain oscillation, while Q3 serves as a power amplifier to drive the small speaker used as an output device. Photocell PC1 provides a variable base bias to Q1. In operation, Q1 and Q2 function as a type of relaxation oscillator, with its frequency determined by C1 and PC1's resistance. Since the latter value changes with the amount of light falling on PC1's sensitive surface, the unit's output tone varies with light intensity. Operating power is supplied by B1.

Readily available components are used in the design. Transistor Q1 is a 2N107 pnp transistor, Q2 a 2N170 npn unit, and Q3 a 2N301A pnp power transistor. The photocell, PC1, is an International Rectifier CS-120-M6 cadmium sulphide photoconductor. Capacitor C1 is nominally a 0.15-μf. paper or ceramic unit, but other values will serve the same purpose. A small (4" to 6") speaker with a 4- to 8-ohm voice coil is employed. The 6-volt power pack (B1) can be made up of four flashlight cells in series or may be a single battery, such as a Burgess Z4. If desired, an s.p.s.t. power

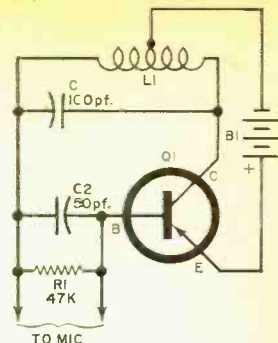


Fig. 2. John Franke's simple wireless microphone circuit. Although John hand-wound coil L1, a standard tapped antenna coil could be used.

switch (or hand key) may be connected in series with either of the battery leads.

Since the circuit is relatively simple, neither layout nor wiring is critical. The unit can be assembled in a metal, plastic or wooden case (such as a small cigar box), depending on individual preferences. Either point-to-point wiring or an etched circuit board can be used.

As with most direct-coupled circuits, individual transistor characteristics may be critical and it may be necessary to try different units to obtain optimum performance. Jim writes, also, that the circuit may not work if too much light falls on the photocell. In the latter case, he suggests connecting a small half-watt resistor in series with one of PC1's leads, determining the proper value by experiment.

The simple wireless microphone circuit in Fig. 2 was submitted by John Franke (8208 Brinson Arch, Virginia Beach, Va.). Designed for short-range applications, the unit transmits in the AM broadcast band.

In operation, pnp transistor Q1 is used as a modified Hartley oscillator. The unit's frequency of operation is determined by tuned circuit L1-C1. The transistor's base bias is furnished through part of coil L1 and through current limiting resistor R1, bypassed by capacitor C2. The modulating audio signal, obtained from a crystal microphone cartridge, is introduced in Q1's base circuit, while operating power is supplied by B1.

As in the previous circuit, readily available components are used. Transistor Q1 is a 2N393, C1 and C2 are small mica or ceramic capacitors, and R1 is a half-watt resistor. The 3-volt battery (B1) is made up by connecting two penlight cells in series. John used a hand-wound coil for L1 in his model, winding 150 turns, center-tapped, of

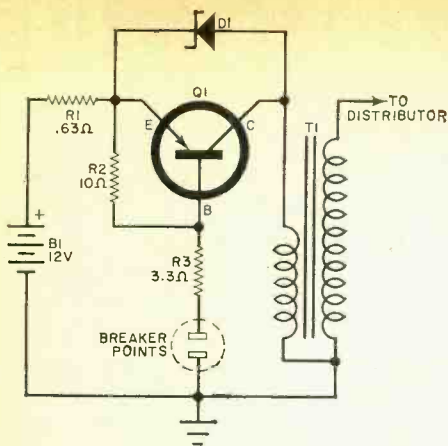


Fig. 3. Transistorized ignition circuit suggested by the Bendix Corporation is designed for operation with a 12-volt, negative-ground electrical system.

#30 enameled wire on a small form. However, a standard tapped antenna coil could be used here, if preferred, and *C1* might be replaced with a small trimmer capacitor for adjusting frequency. An s.p.s.t. push-button switch could be connected in series with either battery lead as a "push-to-talk" switch if desired.

Any of several construction techniques can be used. John writes that he assembled his model on an etched circuit board and mounted it in an empty cigarette package. Although no antenna is shown, a short one could be connected to *Q1*'s collector.

**Transistorized Ignition.** The transistorized ignition circuits featured in past issues of *POPULAR ELECTRONICS* have been extremely popular, and a number of readers have requested that we feature additional circuits

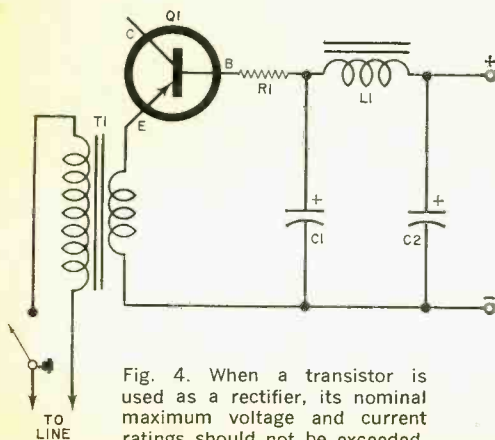


Fig. 4. When a transistor is used as a rectifier, its nominal maximum voltage and current ratings should not be exceeded.

from time to time. Suggested by the Bendix Corporation (Semiconductor Division, Holmdel, N.J.), the circuit in Fig. 3 is quite simple and requires a minimum number of components. It is designed for operation with a 12-volt, negative-ground electrical system.

Referring to the diagram, *Q1* is a Bendix B1867 *pnp* power transistor and *D1* is a 1N3004, 91-volt, 10-watt zener diode. Resistor *R1* is a temperature-compensating unit; rated at 50 watts, it should have a nominal value of 0.63 ohm and a temperature coefficient of 0.005 ohm/°C/ohm. Resistor *R2* is rated at 10 ohms, 2 watts; *R3* at 3.3 ohms, 5 watts. The inductance coil, *T1*, should have a 300:1 turns-ratio, with a primary inductance of 0.8 mh. and a secondary inductance of 65 h.

Leads should be kept short and direct and relatively heavy wiring should be used in the emitter and collector circuits. Wire the basic circuit in a closed case to prevent accumulations of dust and grease on the wiring, and mount *Q1* on an insulated heat sink. The completed unit should be mounted in the automobile in a position where it is exposed to minimum heat from the engine.

**Circuit Contest.** Do you delight in developing new circuit applications? If so, you may be able to win a rich reward, for Motorola Semiconductor Products, Inc. has announced a four-months-long, nation-wide circuit design contest. Under the rules, contest entries must be based upon designs which use Motorola *pnp* and *nnp* silicon annular transistors to improve efficiency and performance, reduce size and weight, and reduce component requirements in a given circuit.

First prize is a \$2500 two-week paid vacation for two to attend the 1964 Olympic Games in Tokyo, Japan. Complete information about the contest, including a formal entry blank, is available from the sponsor. Write to Motorola Semiconductor Products, Inc., Technical Information Center, Box 955, Phoenix, Ariz. 85001.

**Transitips.** The average experimenter or hobbyist will—over a period of time—acquire a fair-sized collection of "defective" transistors. Some of these may be leaky, others partially open, and still others shorted. In many cases, fortunately, these units may still be useful for some projects.

A transistor with an open collector or emitter lead, for example, can be used either as a rectifier or as a diode detector. A typical rectifier application is illustrated in Fig. 4. Here, *pnp* power transistor *Q1* is used as a half-wave rectifier in a low-voltage power supply, *T1* is a step-down  
(Continued on page 78)



# Across the Ham Bands

By **HERB S. BRIER**, W9EGQ  
Amateur Radio Editor

## VERTICAL ANTENNAS: STRAIGHT AND SIMPLE

**T**HE long sunny days of summer are obviously the ideal time to refurbish your old antenna, put up a new one, or to experiment with a different type. If you've been using a horizontal antenna, for example, you might like to try a vertical. At the very least, your results will be different.

Basically, whether they're vertical, horizontal, slanting, or bent, there are two kinds of simple antennas. One type requires a connection to an actual or artificial ground system for its operation; the other needs no ground connection. In the grounded type, the ground acts like an electrical mirror and doubles the antenna's effective length.

Even when operated "against ground," a full-size vertical antenna for 80 or 160 meters is quite a tall stick—60 or 125 feet high. But many amateur locations can easily accommodate the 33-foot length of a 40-meter vertical, or one of the commercially available 40-through-10-meter verticals which are approximately 27 feet long. These antennas will radiate most of their power at the low angles above the horizon most desirable for working DX.

For best results, it is very important to install any vertical antenna well away from

utility wires, buildings and trees; otherwise, such obstructions will absorb much of the power radiated by the antenna and distort its theoretical circular radiation pattern. In addition, unless a grid of wires is buried just under the surface of the earth around the base to reduce ground losses, a large percentage of the r.f. power fed into the antenna will be wasted in ground having average conductivity.

This is where an artificial ground system becomes helpful. It is often possible to mount a vertical antenna on the roof of a building to get it above many power-absorbing objects. Then, four  $\frac{1}{4}$ -wave wires ("radials") can be connected together under the base of the antenna and extended away from it like the spokes of a wheel to form an efficient "ground plane" for the antenna. The end of each "radial" is supported and insulated with a standard antenna insulator, and the antenna is fed with 50-ohm coaxial cable.

Compared to a horizontal antenna 30 to 40 feet high, the vertical antenna will usually perform better over the longer distances—say beyond about 700 miles—but the horizontal will usually do better over the shorter

---

## Novice Station of the Month

---

You don't need elaborate equipment to pile up contacts. Gordon Wolford, WN8JXF, New Carlisle, Pa., worked 29 states with an AMECO AC-1 one-tube, 15-watt transmitter; a three-tube home-built receiver; and a 16'-high 40-meter dipole. Gordon will receive a one-year subscription to POPULAR ELECTRONICS for submitting this winning photo in our Novice Station of the Month contest. If you would like to enter the contest, send us a clear picture of your station—preferably showing you at the controls—along with some information about yourself, your equipment, and operating achievements. All contest entries should go to Herb S. Brier, Amateur Radio Editor, POPULAR ELECTRONICS, Box 678, Gary, Indiana 46401.







Although Jo Kondas, WB2EKV, of Brooklyn, N.Y., has a General Class license, she still prefers to spend most of her air time on six meters. Her off-the-air time is divided between her OM, whose ham call-sign is WA2JKY, and her two-year-old son.

distances. The ideal arrangement, of course, is to have both types, and use the one that best matches the propagation conditions of the moment.

Detailed construction details for home-brew vertical antennas are available in the various amateur handbooks; and, of course, manufacturers include complete assembly instructions with their antennas.

### CLASSIC HAM CIRCUITS

Unless you experienced them, it is difficult now to imagine the problems that the rapid growth of TV after World War II caused radio amateurs. As rapidly as television reached a new area, television interference (TVI) complaints flooded in on all hams in the area.

Overlooking the many TVI cases gener-

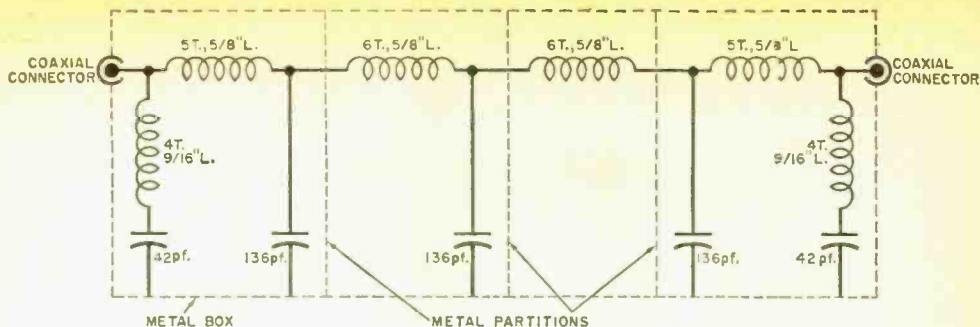
ated by sources of interference other than amateur, a major cause of the trouble was harmonic signals from nearby transmitters in and near the television channels. All short-wave transmitters—amateur and commercial—emitted these signals; but, until the advent of television, they rarely troubled anyone. When a harmonic happened to be in or near a local TV channel, however, it would ruin reception on that channel for all nearby viewers, even when it was very weak.

The problem quickly became a first-class crisis that had to be solved speedily or amateur radio would be fighting for its life. Some pessimists claimed that it could not be solved in transmitters operating above the 40-meter amateur band. They based this belief on the fact that all transmitters unavoidably generated harmonics, and it would be impossible to reduce their strength sufficiently to prevent interference to nearby TV receivers tuned to the lower channels.

For a time, this pessimistic outlook seemed to have some validity, because many amateurs managed to reduce the harmonics

Each summer 60 would-be radio amateurs with an interest in outdoor life enroll in the Camp Albert Butler Radio Session which is sponsored by the Gilvin Roth YMCA in Elkin, N.C. For more information on this unusual camp, write to C. L. Peters, General Secretary, Gilvin Roth YMCA, Elkin, N.C.





In this typical low-pass filter, all coils are wound to  $\frac{1}{2}$ " I.D. using #12 wire. When inserted in 52-ohm coaxial transmission line between a well-shielded transmitter and an antenna, the filter attenuates all spurious signals a minimum of 75 db.

from their transmitters to the point where they could no longer be measured with a sensitive field strength meter, only to discover that the remaining harmonics were still strong enough to produce TVI!

**Low-Pass Filter.** Other amateurs tried another approach to the problem. Instead of trying to eliminate the harmonics, they reasoned that if they connected a low-pass filter with a cutoff frequency somewhat below 54 mc. (the low-frequency limit of TV channel 2) between the transmitter output terminal and the antenna, the filter would pass the desired signals to the antenna and reject the undesired harmonics.

One slight drawback to this idea was that no one had ever built a low-pass filter for such high frequencies. But design data for audio-frequency, low-pass filters were available in electronic engineering handbooks, and amateurs were quick to seize on what skimpy information there was as a basis for r.f. low-pass filters.

In spite of predictions of excessive losses and poor attenuation characteristics, the finished filters had negligible insertion losses, and their attenuation curves were even better than had been hoped for. Therefore it was a double shock when it was found that installing the low-pass filter between the transmitter and the antenna system reduced TVI much less than had been hoped for. In fact, sometimes, instead of reducing it, the low-pass filter actually increased local TVI!

**Shielding the Transmitter.** At this point, dedicated amateurs like Phil Rand, WIDBM, Mack Seybold, W2RYI, and others, who had been spending countless hours on the TVI problem, realized that another ingredient was necessary before they could hope for success. Since a low-pass filter in the antenna feedline kept harmonics from reaching the antenna, it was apparent

### "CQ BSA"

The ham bands will be loaded by Boy Scouts during the week of July 17-23. The Valley Forge Jamboree and American Heritage Camporee will find thousands of Boy Scout hams looking for contacts with each other in field and home stations. Special QSL cards will be issued to verify all contacts and SWL reports directed to the Jamboree-Camporee, and the following certificates will be awarded: WAS-BSA for working Boy Scout hams in 50 states; WER-BSA for submitting QSL's from scout hams in the 12 scouting regions. Send cards to Boy's Life Radio Club, New Brunswick, N.J., 08903. All QSL cards will be returned with the certificates.

that the TVI-producing radiation must be escaping from the transmitter via other routes. They reasoned that if the entire r.f. section were enclosed in an r.f.-leakproof, tight metal box, and if all leads into the enclosure were effectively grounded for r.f. (except for the antenna lead), the harmonics would be kept bottled up inside the enclosure where they could do no damage.

And they were right! A properly shielded and filtered high-powered amateur transmitter equipped with a good low-pass filter can be operated on any amateur frequency between 1.8 mc. and 29.7 mc. or 51 mc. (depending upon the cutoff frequency of the filter) without a trace of harmonic-type TVI on a TV receiver in the same room. Without the filter and adequate shielding, however, the same transmitter blots out the picture on one or more channels, at least when it is operated in the 14-mc. or higher frequency bands.

The diagram above shows the relative simplicity of a typical low-pass filter. Needless to say, this device has been a boon to amateur radio.

(Continued on page 77)



# Golf Goes Walkie-Talkie

By ALBERT COYA



At El Doral Open, golf pro/sports-caster Jim Warga gives the fans the news as it happens. Base station transmits to rented walkie-talkies.



Jack Nicklaus lines up a 20-foot putt on the 18th green. Behind him, Thomas Burke relays the fact to Jim Warga back at the base station.



Sports fan slings a walkie-talkie over his shoulder, plugs earphone in his ear, and hears what's happening.

WHEN the golfers teed off in the \$50,000 El Doral Open in Miami this year, over 300 loyal fans not only saw the action but heard a competent "play-by-play" description via the CB walkie-talkies (Lafayette HE-29's) they rented from Golfcaster, Inc.

Sportscaster Jim Warga operated the base station transmitter. Aids, scattered over the course, employed other CB units to keep Jim informed of progress along the way, so that up-to-the-minute information could be passed on to the listeners. The channel used was not revealed for an obvious reason—people who owned walkie-talkies could take advantage of the system without paying the two-dollar fee!

The firm, founded by sportsman Thomas J. Burke, plans to use this system in the future to cover other sports events across the country. Before too long, you may pay admission to see an event, and a small additional fee to get the inside scoop. —30—



Over 300 people rented CB units for \$2 apiece so that they could follow the tournament play around the course.





# On the Citizens Band

with **MATT P. SPINELLO**, KHC2060, CB Editor

**R**EPORTS received from readers of this column make it possible for us to keep thousands of CB'ers abreast of new and unusual applications for Citizens Band equipment. Many of these uses are for emergency purposes. Some are out of the ordinary realm of personal and business communications.

## UNUSUAL USES OF CB

brought about by a particular need at a definite time.

For example, Irene Griffith, KKD-0768, secretary of the

Somerset County Citizens Band Association of Middlesex, N. J., has told us about the part that CB equipment played in the county-wide "Victory Over Polio Campaign" held last March. Fourteen of the SCCBA club members participated in this operation under the supervision of the county civil defense director. Twelve mobile units were placed at distribution centers to coordinate necessary communications regarding quantities and condition of the Salk vaccine, and other details involved in its distribution. The CB "net control" was handled by Bill Noe, 2Q0649, and Rawley Nelson, 2W4584; they manned a 2-meter/11-meter station combination and successfully coordinated the efforts of the CB'ers with CD headquarters.

A very unusual application was brought to our attention by Grady J. Bell, Jr., KCF2548. The wife of a friend of his was killed while their son was serving with the U. S. Navy in the Pacific. Getting the son home in time for the funeral services entailed several telephone calls, both incoming and outgoing. So Grady established a temporary CB station at his friend's home, utilizing a 5-watt unit with a 48" fiberglass whip. This enabled the friend to keep his phone line open for all incoming calls. Outgoing calls were made on Grady's phone at his base after the friend had relayed the information needed via CB radio.

Then there's the CB'er who made a trip to New York, glider capital of the world (that's what he said) to watch the videotaping of a nationally known TV show. While there, he chatted with several glider pilots and learned that CB had become very popular with this group. Since gliders have been known to sit down in unusual places, CB seems to have become the answer when they need help. The pilots can count on getting a call through almost any-



Members of the Somerset County CB Association assisted civil defense authorities during recent "Victory Over Polio Campaign" in New Jersey. Bill Noe (seated above) and Rawley Nelson manned the CB/CD net control on 11 and 2 meters, while Ed Wahler (at left) was one of 12 mobile operators.

## 1964 OTCB JAMBOREE CALENDAR

Planning a jamboree, get-together, banquet or picnic? Send the details to: 1964 OTCB Jamboree Calendar, POPULAR ELECTRONICS, One Park Avenue, New York, N. Y. 10016. For more information on the jamborees below, contact the clubs or club representatives listed.

**Griffin, Ga.** July 2-5  
Location: National Guard Armory. Sponsors: Griffin area CB'ers.

**Martinsville, Ind.** July 4-5  
Location: Morgan County 4H Fairgrounds. Sponsor: Morgan County CB Radio Club, Box 533.

**Rushville, Ind.** July 12  
Location: Fairgrounds. Sponsor: Rush County CB Radio Club, Inc. Contact: Wm. Bailey, RR #1.

**Bridgeport, W. Va.** July 12  
Event: Picnic and Roundup. Location: Stuart Park. Sponsor: Tri-County Citizen "D" Banders, Inc., Box 173, Bridgeport.

**Alliance, Ohio** July 12  
Event: Picnic. Sponsor: Carnation City CB Club.

**Middlefield, Mass.** July 19  
Event: Annual Western Massachusetts CB'ers Jamboree. Location: Fairgrounds. Contact: Dick Lennon, South Rd., Peru, Mass.

**Youngstown, Ohio** July 19  
Event: Picnic. Sponsor: Mahoning Valley CB Club.

**Decatur, Ga.** August 1-2  
Event: Georgia CB Radio Council Jamboree. Location: Atop Stone Mountain. Contact: Dixie Communications Club, Box 136, Decatur.

**Reno, Nevada** August 8-9  
Sponsor: Silver State CB Association (Reno-Sparks), 1549 Prospect Ave., Sparks, Nevada.

**Plaistow, N. H.** August 8-9  
Event: Interstate (Mass. & N. H.) Jamboree. Location: American Legion Farm, Haverhill, Mass. Sponsor: CB Socialities, Box 336, Plaistow.

**New Waterford, Ohio** August 9  
Event: Picnic. Sponsor: Penova CB Club of East Liverpool, Ohio.

**Washington, Mich.** August 15-16  
Location: Green Acres Recreation Area. Sponsor: Oakland Social CB's, Inc., of Pontiac, Mich.

**Lebanon, Ohio** August 16  
Event: Second Annual SWOCBA Nationwide Jamboree. Location: Warren County Fairgrounds. Sponsor: Southwestern Ohio Citizens Band Assn., Box 231, Mason, Ohio.

**Norwalk, Ohio** August 22-23  
Event: Second Annual Week-End for CB'ers. Location: Huron County Fairgrounds. Sponsor: Sheriff's Huron County Emergency Net, Box 201, Norwalk.

**Norfolk, Va.** August 22-23  
Event: Convention and Trade Show. Location: Monticello Hotel. Sponsor: Virginia State Citizens Band Radio Assn., Inc., Ruckersville, Va.

**Enon Valley, Pa.** August 30  
Event: Picnic. Location: Brady's Run Park. Sponsor: Sociable 5 Watts CB Club. Contact: Roy Shetler, Enon Valley.

**Dalton, Ga.** September 4-7  
Location: Abertson Midget Lakes. Sponsor: North Georgia CB Radio Club, Inc.

**Pittsburgh, Pa.** September 13  
Event: Picnic. Location: White Swan Park. Sponsor: Five-Eleven CB Radio Club, 868 Glass Run Rd.

**Fort Wayne, Ind.** September 20  
Event: 1964 Roundup. Location: Memorial Coliseum. Sponsor: Maumee Valley CB Radio Club, 4816 Reed St., Fort Wayne.

**Albany, N. Y.** September 27  
Event: Tri-Club Chicken Barbeque Jamboree. Location: Halfmoon Beach, Crescent, N. Y. Sponsors: Troy Area CB Club, Schenectady Electric City CB'ers, Saratoga Spa Ten-Fourers. Contact: Stephen Stracher, Box 299, Lans. Station, Troy.

**Bristol, Conn.** October 11  
Location: Lake Compounce. Sponsor: Bell City Citizens Band Radio Club. Contact: John P. Dempsey, 163 High St., Bristol.

where in the U.S.A., and someone at the other end will always come to the rescue. The visiting CB'er informed the flying CB'ers that they had a definite advantage over earthly CB groups: "no ignition interference!"

While Weldon W. Shows, KCJ7810, the "Henderson Hummer" (in Henderson, N. C.), didn't report a new application, he reminded us that those who use the old faithful No. 47 pilot lamp for tuning up, either as a dummy load or within the line, should leave the final judgment to a photo exposure meter. It seems that our eyes don't quite pinpoint the glow as well as a meter does. This trick works—we've tried it.

**Expressway Patrol.** Atlanta (Georgia) Contac Radio Association members have seen to it that drivers in distress on Atlanta's expressways no longer need hit the panic button. A new CB-equipped "expressway patrol" cruises along the main traffic arteries leading into the city every night and brings aid to stranded motorists. The patrol is a public service project of the club, working under the direction of the Atlanta Traffic and Safety Council.

About 50 ACRA members volunteer their time to patrol the expressways each night. They are in constant contact with an ACRA monitor who can place emergency calls for wreckers, ambulances, and the police and fire departments. In case of minor motor-ing difficulties patrol members will bring gasoline, help change tires, provide highway information, and aid in starting automobiles.

**Club Chatter.** Members of the Allegheny Valley Citizens Radio Club, Pittsburgh, Pa., are not an association to let grass grow under their objectives! They made three assists in just one week! An auto accident requiring police aid found Ethel Shagi, KID2541, relaying the plea to Evelyn Marsico, KIC7331, who in turn contacted police. Another auto accident prompted Al Marsico, 20Q2095, to contact the Johnstown Control on Channel 9 for police and an ambulance. And AVCR members John Scherzer, 20W5325, and John King, 20W4008, aided local police in recovering a stolen auto which had been on the missing list for several days.

Members of the Blair Cambria Citizens Radio Association, Duncansville, Pa., are again publishing the *Five Watt Gazette*. This monthly paper was off the scene for almost two years, and the new staff is making a stellar effort to revive it. The first issue to appear after the lengthy hiatus is filled with several editorials definitely worth reading.

(Continued on page 79)

# New 1964 Heathkit® All-Channel Color TV



GR-53A  
**\$399<sup>00</sup>**

(Includes chassis, all tubes, VHF & UHF tuners, mask, mounting kit, & special speaker)  
 cabinet optional \$49.00

## Everyone Agrees It Outperforms Any Other, Is Easy To Build, & Saves Up To \$400!

**Here's What The Experts Say!** Popular Electronics, May issue: "The GR-53A is not a skimpy receiver in which corners have been cut to keep costs down and still provide color TV. Instead, the GR-53A (on a comparison shopping basis) has the same color and sound fidelity, flexibility, and ease of handling as those manufactured receivers which sell for over \$600."

Radio-TV Experimenter, June issue: "The repair cost savings during the Heath Color TV set's life compared to commercial units may be more than \$200."

Popular Mechanics, February issue: "Mounted, pre-aligned critical circuits enable beginners to assemble. Picture quality is topnotch."

Science & Mechanics, April issue: "Built-in servicing circuits such as a dot generator are valuable aids in getting the set operating for the first time & eliminating expensive service calls & bills when realignment or part replacement is needed later on." **Anyone Can Build It!** No special skills or knowledge required . . . all critical assemblies are factory-built & tested . . . simple check-by-step instructions take you from parts to picture in just 25 hours!

**Exclusive Built-In Service Center Eliminates Maintenance Costs!** You adjust and maintain the GR-53A yourself with the degaussing coil, service switch, and built-in dot generator! No more costly TV service calls! No other set has these self-servicing features!

**No Expensive Service Contract!** Since you maintain the set, there's no need for a costly service contract. Heath warrants the picture tube for 1 year, all other parts for 90 days!

**Compare These Additional Features:** • 26-tube, 8-diode circuit • Deluxe Standard-Kollsman VHF tuner with push-to-tune fine tuning for individual channels, 2 thru 13 • New transistor UHF tuner

for channels 14 thru 83 • High definition 70° 21" color tube with anti-glare bonded safety glass • 24,000 volt regulated picture power • Automatic color control & gated AGC for peak performance • 3-stage high gain video I.F. • Line thermistor for longer tube life • Thermal circuit breaker for component protection.

**Cabinet Or Custom Installation!** After assembly, just slip the complete unit into the handsome GRA-53-6 walnut-finished hardboard cabinet! Or, if you prefer, mount it in a wall or custom cabinet. **Enjoy Complete TV Reception Now!** . . . by ordering the new 1964 Heathkit 21" High Fidelity Color TV!

**Kit GR-53A, chassis, tubes, mask, VHF and UHF tuners, mounting kit, speaker, 121 lbs. ---\$399.00**  
**GRA-53-6, walnut-finished cabinet, 53 lbs. --\$49.00**

**FREE 1964 HEATHKIT CATALOG**  
 See these and over 250 other exciting Heathkits available in easy-to-build kit form. Save 50% or more by doing the easy assembly yourself! Send for your free catalog today!

**HEATH COMPANY Dept. 10-7-1**  
 Benton Harbor, Michigan 49023

Enclosed is \$ \_\_\_\_\_, plus freight. Please send model(s) \_\_\_\_\_.

Please send my Free 1964 Heathkit Catalog.

Name \_\_\_\_\_  
(Please Print)


Address \_\_\_\_\_

City \_\_\_\_\_ State \_\_\_\_\_ Zip \_\_\_\_\_

Prices & Specifications subject to change without notice. CL-185R

**CIRCLE NO. 6 ON READER SERVICE PAGE**





## POP'tronics Bookshelf

### TRANSISTORIZED MINIATURE AMPLIFIER AND TUNER APPLICATIONS

by Rufus P. Turner

Several years ago Lafayette Radio began importing a small number of preassembled transistorized amplifiers and tuners. Attractive in price (\$3.75 to \$14.95), these units need only input, output, and battery power connections. Many projects have been published in POPULAR ELECTRONICS using both the amplifiers and tuners. However, a quick look at the 60-plus projects in this book is convincing proof that the surface has just been scratched. While exact construction details are not included, the volume is packed with ideas on scores of devices that can be activated by these low-cost component packages.

*Published by Lafayette Radio Electronics Corp., 111 Jericho Turnpike, Syosset, L.I., N.Y. 11791. 96 pages. Soft cover. \$1.50.*



### UNDERSTANDING DIGITAL COMPUTERS

by Ronald M. Benray

This book offers an interesting compromise between arithmetic and electronics aimed at the audience that wants to know how a digital computer operates. It is definitely not a book that you can sit down and expect to finish in two or three evenings. It is instead a text that could have been part of a series of practical do-it-yourself experiments—such as those provided by correspondence schools. Your reviewer has no argument with the thoroughness with which the author attacks this difficult subject, only that he gives the reader far greater credit for memory and attentiveness than would seem justified. Nevertheless, the book is an excellent reference volume.

*Published by John F. Rider Publisher, Inc., 850 Third Ave., New York 22, N.Y. 166 pages. With soft cover, \$3.75; with cloth binding, \$5.45.*

### TRANSISTOR TRANSMITTERS FOR THE AMATEUR

by Donald L. Stoner, W6TNS

Transistor experimentation and circuit development have always fascinated Don Stoner. POPULAR ELECTRONICS readers will recall that some of his circuits were published in these pages and in other electronics journals. This book is an extension of Don's articles on low-power transistorized transmitters. Written for the ham operator, it includes a variety of proven circuits for modulators, crystal checkers, tunnel diodes, and small transmitters.

*Published by Howard W. Sams & Co., 4300 West 62 St., Indianapolis 6, Ind. Soft cover. 128 pages. Price, \$2.95.*



### ELECTRONICS IN EVERYDAY THINGS

by William C. Vergara

It's always interesting to find a book that is *not* a run-of-the-mill publication. This second edition of William Vergara's book is an extraordinary "fact sheet" on electronics aimed at the curious, but not knowledgeable (electronically speaking), everyday citizen. The book asks 113 questions about electronics ranging from music power ratings in hi-fi to whether or not you can defeat a radar speed trap. The answers are concise but thorough, and obviously written with a great deal of care. About the only complaint a reader might have is that there is insufficient organization of the material into categories.

*Published by Barnes & Noble, Inc., 105 Fifth Ave., New York 3, N.Y. Soft cover. 235 pages. Price, \$1.75.*

### Free Literature

Allied Radio's 144-page "Carnival of Values" mid-season sales book includes many new products, selected items from the general catalog with substantial price reductions, and manufacturers' close-out values on leading national makes with discounts of up to 33½%. The emphasis is on transistorized equipment, but all categories of products sold by Allied are represented. Write to Allied Radio Corp., 100 N. Western Ave., Chicago, Ill. 60680 for a copy of Sales Book No. 235 . . . The Datak Corporation, 63 Seventy-first St., Guttenburg, N. J., has published a new 48-page catalog on "Letraset Instant Lettering." Their electronic line has been expanded to include a new meter and dial set, as well as a "Datakoat Coating" which protects the rub-on lettering on metal, plastic, and painted surfaces.

—50—



The following satellites were in orbit and transmitting as this issue closed. The satellites are listed by frequency and by code name. Some satellites are mentioned several times since different frequencies are used for tracking and telemetry.

Vanguard 1\* ..... 108.012 mc.

|                 |             |
|-----------------|-------------|
| Echo 2          | 136.020 mc. |
| Telstar 2       | 136.050 mc. |
| Alouette**      | 136.077 mc. |
| Explorer 18     | 136.110 mc. |
| Relay 1         | 136.140 mc. |
| Relay 2         | 136.141 mc. |
| Echo 2          | 136.170 mc. |
| Tiros 8         | 136.233 mc. |
| Tiros 7         | 136.234 mc. |
| Ariel 1         | 136.405 mc. |
| Syncom 2**      | 136.468 mc. |
| Ariel 2         | 136.558 mc. |
| Alouette**      | 136.590 mc. |
| Relay 1**       | 136.620 mc. |
| Relay 2**       | 136.621 mc. |
| 1963 38C (USA)  | 136.651 mc. |
| EGRS            | 136.804 mc. |
| Solar Radiation | 136.887 mc. |
| Tiros 7         | 136.922 mc. |
| Tiros 8         | 136.924 mc. |
| Alouette        | 136.978 mc. |
| Syncom 2**      | 136.980 mc. |
| Saturn 5        | 136.995 mc. |

\*Transmits while satellite is in sunlight

\*\*Transmits only upon ground command

This listing does not include all of the satellites in orbit—many of which no longer transmit, or transmit weak or sporadic signals. Satellites of the Soviet Union use tracking and telemetry frequencies in the band between 19.990 and 20.010 mc. Whenever news reports indicate that a new Soviet satellite is in orbit, check the news broadcasts from Radio Moscow for the exact frequency. At press time a number of Soviet satellites are in orbit, but do not appear to be transmitting on their regular channels. These satellites include: Polyot 1 and 2, Cosmos 25, 26, and 29, Elektron 1 and 2.

July, 1964

## BECOME A RADIO TECHNICIAN For ONLY \$26.95

### BUILD 20 RADIO CIRCUITS AT HOME

with the New Progressive Radio "Edu-Kit"® ALL Guaranteed to Work!



#### A COMPLETE HOME RADIO COURSE

- BUILD**
- 12 RECEIVERS
  - 3 TRANSMITTERS
  - SIGNAL TRACER
  - SIGNAL INJECTOR
  - CODE OSCILLATOR
  - SQ. WAVE GENERATOR
  - AMPLIFIER

- No Knowledge of Radio Necessary
  - No Additional Parts or Tools Needed
  - Excellent Background for TV
- Training Electronics Technicians Since 1946

**FREE** Set of Tools, Pliers-Cutters, Tester, Soldering Iron, Alignment Tool, Wrench Set.

#### WHAT THE "EDU-KIT" OFFERS YOU

The "Edu-Kit" offers you an outstanding PRACTICAL HOME RADIO COURSE at a rock-bottom price. You will learn radio theory, construction and servicing. You will learn how to build radios, using regular schematics; how to solder and wire in a professional manner; how to service and trouble-shoot radios. You will learn how to work with punched metal chassis as well as the new Printed Circuit chassis. You will learn the principles of RF and AF amplifiers and oscillators, detectors, rectifiers, test equipment. You will learn and practice code, using the Progressive Code Oscillator. You will build 20 Receiver, Transmitter, Code Oscillator, Signal Tracer, Square Wave Generator, Amplifier and Signal Injector circuits, and learn how to operate them. You will receive an excellent background for TV. In brief, you will receive a basic education in Electronics and Radio, worth many times the small price you pay, only \$26.95 complete.

#### PROGRESSIVE TEACHING METHOD

The Progressive Radio "Edu-Kit" is the foremost educational radio kit in the world, and is universally accepted as a standard in the field of electronics training. The "Edu-Kit" uses the modern educational principle of "Learn by Doing". You begin by building a simple radio. Gradually, in a progressive manner, and at your own rate, you construct more advanced multi-tube radio circuits, learn more advanced theory and techniques, and do work like a professional radio technician. These circuits operate on your regular AC or DC house current.

#### THE "EDU-KIT" IS COMPLETE

You will receive all parts and instructions necessary to build 20 different radio and electronic circuits, each guaranteed to operate. Our kits contain tubes, tube sockets, electrolytic, mica, ceramic and paper dielectric condensers, resistors, the strips, coils, hardware, tubing, punched metal chassis, Instruction Manuals, hookup wire, solder, selenium rectifiers, volume controls, switches, etc. In addition, you receive Printed Circuit materials, including Printed Circuit Chassis, special tube sockets, hardware and instructions. You also receive a useful set of tools: pliers-cutters, an alignment tool, professional electric soldering iron, wrench set, and a self-powered, dynamic Radio and Electronics Tester. The "Edu-Kit" also includes Code instructions and the Progressive Code Oscillator. You will also receive lessons for servicing with the Progressive Signal Tracer and the Progressive Signal Injector, a High Fidelity Guide, FCC Amateur License Training Book, and a Quiz Book.

All parts, components, etc., of the "Edu-Kit" are 100% unconditionally guaranteed, brand new, carefully selected, tested and matched. Everything is yours to keep. The complete price of this practical home Radio and Electronics course is only \$26.95.

#### TROUBLE-SHOOTING LESSONS

You will learn in trouble-shooting and service radios, using the professional Signal Tracer, the unique Signal Injector, and the dynamic Radio and Electronics Tester. Our Consultation Service will help you with any technical problems.

#### FREE EXTRAS

- Set of Tools
- Radio Book
- Radio and Electronics Tester
- Electric Soldering Iron
- Pliers-Cutters
- Alignment Tool
- Tester Instruction Book
- Hi-Fi Book
- Quiz Book
- Membership in Radio-TV Club
- Consultation Service
- FCC Amateur License Training
- Printed Circuitry
- Certificate of Merit
- Valuable Discount Card
- Wrench Set

**UNCONDITIONAL MONEY-BACK GUARANTEE**

**ORDER FROM AD—RECEIVE FREE BONUS RESISTOR AND CONDENSER KITS WORTH \$7.00**

- "Edu-Kit" Postpaid. Enclosed full payment of \$26.95.
- "Edu-Kit" C. D. D. will pay \$26.95 plus postage.
- Send me FREE additional information describing "Edu-Kit."

Name .....  
Address .....

#### PROGRESSIVE "EDU-KITS" INC.

1186 Broadway Dept. 620D Hewlett, N. Y.

CIRCLE NO. 18 ON READER SERVICE PAGE

## Big TC

(Continued from page 32)

nylon screws (metal screws at the top end would produce corona discharges which could burn the coil form). Alternatively, the top coil cover can be cemented in place with epoxy cement if a sturdy coil form is used. The coil is attached to the base with a  $\frac{3}{8}$ " bolt.

Winding the coil is not nearly as difficult as it appears—the author completed the task in about two hours. Spray the entire winding with acrylic plastic for added insulation, moisture protection, and to keep the windings in place. You can't overdo this step—the author used the contents of an entire aerosol spray can on the prototype, applying one thin layer at a time and letting it dry before adding another.

**Building the Primary.** As shown on page 31, the form for *L1* was made with polystyrene rods and sheeting. While the plastic has excellent insulating qualities and looks attractive, wood or even cardboard can be substituted. If plastic is used, it can be strongly "welded" together with acetone. Regardless of the material used, the form should have an outside diameter of at least 9" to avoid arc-over between *L1* and *L2*. The coil itself (*L1*) consists of 20 turns of heavy test prod wire.

**Spark Gap.** The spark gap is simply two ordinary binding posts mounted on stand-off insulators. In turn, these are mounted on a phenolic base measuring  $\frac{3}{8}$ " x  $2\frac{1}{4}$ " x 6". The electrodes are brass and copper rods with a gap on the order of 1" between them. This distance will vary slightly, depending on the size of capacitor *C1*.

**Fabricating the Capacitor.** The capacitor consists of two 14" x 14" sheets of tin cemented to a  $18\frac{1}{2}$ "-square piece of window glass. Although aluminum foil can be used for the capacitor plates, tin was obtained from a sheet metal shop for this purpose so that connecting leads could be soldered directly to it. If you use aluminum foil, a fairly good connection can be had by making leads of  $\frac{1}{2}$ "-wide aluminum foil strips and taping them down to the electrodes.

Glass is an excellent dielectric material for this application since it has an extremely high puncture voltage and a high dielectric constant. As you will note in the drawing on page 32, a border of glass is left around the capacitor plates—this should be at least  $1\frac{1}{2}$ " wide. The calculated capacity of *C1* is approximately 0.0027  $\mu$ f.

**Testing and Operation.** Caution! Adjustments to the Tesla coil, and specifically to the spark gap, should be made *only* when the unit is *off*. Although the output voltage of the Tesla coil may be on the order of 150,000 volts, the current capacity is only hundreds of microamps. This current can inflict a nasty shock and r.f. burns, however.

Use **EXTREME CAUTION** around the neon sign transformer. It delivers 12,000 volts at 30 ma., and this voltage could be lethal under certain conditions. Again, be sure the plug is out when you make adjustments.

To adjust the spark gap, first open it to about  $1\frac{1}{2}$ "; it will not fire at this point. Gradually move the electrodes together—unplugging the unit each time you adjust the gap—until the point is reached where the gap "fires."

The author's version of "Big TC" produced an output voltage of 100,000 volts with the 0.0027- $\mu$ f. capacitor described. To increase the output voltage, simply construct one or two more capacitors and parallel them across *C1*. With two capacitors in parallel, the prototype Tesla coil produced 150,000 volts; with three capacitors, 200,000 volts. However, it began to break down between coil *L2* and capacitor *C1* above the 200,000-volt region. As mentioned earlier, greater output voltage can be obtained by making the base larger and increasing the spacing between components to eliminate arcing.

The output of your Tesla coil can be estimated by drawing an arc to a metallic object attached to a long wooden handle. Slowly increase the distance between the object and the discharge terminal until the arcing stops: a 6" arc represents 100,000 volts, a 14" arc about 200,000 volts, and a 21" arc some 300,000 volts. More amazing than figures, however, are the brilliant, spectacular phenomena exhibited by high-voltage, high-frequency electricity. —50—



## Across the Ham Bands

(Continued from page 69)

### News and Views

**Steve Blaisdell, K7SVB**, Box 336, Grand Canyon, Ariz., is looking for skeds in Vermont, Rhode Island, and Maine to complete his WAS. If you can help him, look for him on any of the lower frequency ham bands . . .

**Dennis Daupert, WA9HDL**, 6218 Zionsville Rd., Indianapolis, Ind., who won the Novice Station of the Month contest for January, now has his General ticket and 25 states worked on 80 meters. Equally important, his dad Richard is now WN9ITR . . .


**John Stensby, WN4RES**, 5105 Holmes Ave., Huntsville, Ala., shares his equipment with his brother, James, WN4RER; and when their father's ticket comes through, he has his claim staked out for equal air time. John has 25 states confirmed on 80 meters. The Stensby station includes a home-constructed transmitter, an RME-4300 receiver, and a multiband doublet antenna.

**John J. Kellog, WB2AWY**, 31 Lincoln Court, Keansburg, N. J., spent part of a 15-day leave from the Navy on 80 meters. Fifteen states and two Canadian provinces were the result, giving John renewed faith in his Heathkit DX-20 transmitter and ARC-5 receiver . . .

Still another John, this one **John Wood, VE5DX**, Box 493, Oxbow, Sask., Canada, operates on 40, 20, and 6 meters with his Knight-Kit T-60 transmitter and Lafayette HE-80 receiver. Although he has a "jumble of antennas," the favorite is a 40-meter vertical. He's looking for contacts in the southern U.S. in particular, but will be glad to schedule anyone needing a Saskatchewan contact . . .

**Paul Sussman, WB2AXW**, 310 West 72 St., New York, N. Y., has been operating portable from Philadelphia on 54 mc. Using a Heathkit "Sixer" feeding a dipole only seven feet off the ground, he worked four states and Canada. Paul now has a Johnson Viking "Challenger" transmitter and a BC-312 receiver plus a 6-meter converter. WB2AXW/3 will be active on 6 meters into the fall at 6003 Chester Ave., Philadelphia, Pa.

**David O. Box, WA5BMC**, Mantachie, Miss., is net manager of the new Mississippi Novice Traffic and Training Net. The net meets daily at 1730 (5:30 p.m.) CST on 3745 kc.; the call-up signal is "CQ MISS NTT." You are invited to join; write to WA5BMC if you'd like more information . . . Since March 17, 1964, the FCC has been collecting its newly scheduled license fees and holding them pending final decision as to their legality. If the fees are finally ruled illegal, they will be returned . . . **Chuck Lang, WN6HHZ**, 10009 Stonehurst Ave., Sun Valley, Calif., is a great believer in surplus gear. He has a BC-659 transmitter, a BC-779 "Super-Pro" receiver, and a BC-604 transmitter/receiver. A Heathkit "Twoer" completes Chuck's ham equipment . . . **Phil Kampe, WA5EAM**, 4937 S. Tonti



when it's time to think of college

## inquire about Electronics at MSOE

Planning your space age engineering education now, will enhance your career later. Find out about MSOE programs in Electronics, Computers, and Electrical Engineering.

Obtain all the facts about courses leading to 4-year Bachelor of Science and 2-year Associate in Applied Science degrees. Find out about MSOE scholarships, financial aids, job placement opportunities, and other services.

Assure yourself of a bright future in the exciting field of space age engineering and technology. Write for your Free "Career" booklet which will tell you about educational advantages at MSOE.



# MSOE

**MILWAUKEE  
SCHOOL OF ENGINEERING**

Dept. PE-764, 1025 N. Milwaukee St.  
Milwaukee, Wisconsin 53201

MS-217

Tell me about a career through residence study:  
 Electronics field     Mechanical field  
 2-years or  4-years

Name..... Age.....

Address.....

City, State.....

CIRCLE NO. 13 ON READER SERVICE PAGE

St., New Orleans, La., uses a Johnson Viking "Ranger" transmitter, a Hammarlund HQ-110 receiver, and a vertical antenna. As a Novice, Phil worked 49 states and 12 different countries; his record now is all states and 41 countries, which is darn good for a 13-year-old OM.

**Randy Riskin, WN9JTP**, 896 Webster Lane, Des Plaines, Ill., keeps the 80-, 40-, and 15-meter Novice bands working for him. A Heathkit DX-40 transmitter and a Hammarlund HQ-100C receiver take turns pushing and pulling on a dipole 45 feet high. Randy's record is 36 states and 10 countries worked . . .

**Matt Harris, WN5IBV**, 422 Petama, Harlingen, Texas, sticks to 7176 kc. His favorite operating time is after 2:00 a.m., although his parents don't share his enthusiasm for that time. His Heathkit DX-60 transmitter feeds an inverted-V antenna, and he receives on a Hammarlund HQ-110. Matt worked 18 states in his first month on the air . . .

**Ken Lindt, WN6EQV**, 8928 Chimineas, Northridge, Calif., works the 80-, 40-, and 15-meter Novice bands, but 40 meters is his favorite. Ken's EICO 720 transmitter, Hy-Gain 14-AVS vertical antenna, and Knight-Kit R-100A receiver have worked 22 states and Canada. He will be glad to add California to *your* states-worked list.

Don't you think your "News and Views" or a photo of you and your ham station would look good on these pages? We do; you send the material, and we'll do our best to use it. Write to: Herb S. Brier, W9EGQ, Amateur Radio Editor, POPULAR ELECTRONICS, Box 678, Gary, Indiana 46401. 73,

Herb, W9EGQ

## Transistor Topics

(Continued from page 66)

(filament) transformer, *L1* a filter choke, *C1* and *C2* electrolytic capacitors, and *R1* a small current limiting resistor (typically, 33 ohms at 1 watt). With *pnp* types, the emitter or collector serves as an anode, the base as a cathode. With *npn* types, the emitter or collector becomes the cathode, the base the anode.

When a transistor is used as a rectifier, care must be taken not to exceed its nominal maximum voltage or current ratings. Two transistors may be employed for full-wave rectification and four in a bridge circuit.

Small signal transistors make excellent diode detectors. In the simple "crystal" receiver circuit illustrated in Fig 5, a transistor with an open emitter (*Q1*) is used in place of a conventional diode.

Frequently a "leaky" transistor can serve as a temperature-compensating element.

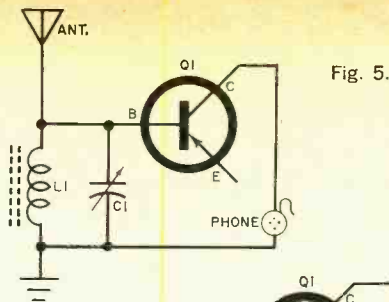


Fig. 5.

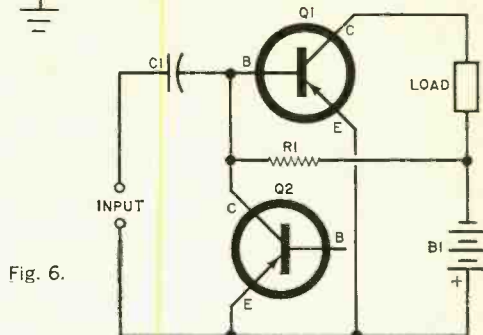


Fig. 6.

One arrangement is shown in Fig. 6. Here, a compensated base bias is supplied to amplifier *Q1* by a voltage-divider made up of *R1* and *C2*. In operation, an increase in temperature lowers *Q2*'s internal resistance, reducing the bias furnished to *Q1*.

Even shorted or "burned-out" transistors are useful. When polished or plated with gold (or silver), they can serve as the main element in a variety of interesting jewelry items. Your Semiconductor Editor has a lapel button made from a gold-plated transistor as well as a pair of cuff links assembled from defective units. They can also be used for tie-tacks and tie-bars, watch fobs, earrings, necklaces, pins, bolo ties, pendants, necklaces and bracelets.

**New Books.** If you're an advanced student or an experimenter who wants to learn more about engineering design methods, you'll be interested in two books recently published by Sine-Ser-Co., P.O. Box 3, Arlington, Mass. 02174. Both are college-level texts and are written by an eminent authority, Dr. Harry E. Stockman, Professor of Electrical Engineering at Lowell Technological Institute.

The first book, *Transistor and Diode Experiments*, is an 85-page, spiral-bound volume featuring 11 experiments covering such topics as transistor characteristics and parameters, amplifiers, phase splitters, output stages, multivibrators, triggering, a.f. and r.f. oscillators, synchronization and modulation. Reproduced by a "ditto" process, it sells for \$2.

Selling for \$2.75, the second book, *Tran-*



sistor Network Calculations, is a 125-page, spiral-bound text. It includes a review of symbolic and LaPlace-Transform solution methods, a treatment of function sources, and thorough discussions of basic design theorems and matrix techniques.

Once again it's time to close. Until next month, have fun!

—Lou

### On the Citizens Band

(Continued from page 72)

The group below are the officers of the Arfax CB Club of Falls Church, Va. Hard work, planning, and participation by all concerned have boosted a handful of members with a small, compact newspaper to an organization of 100 with a huge monthly paper (usually 20 pages or more) called the *Arfax Facts*. Shown in the back row (left to right) are: Ken Brewster, KCG1160, sergeant at arms; Warren Harrison, 4Q0791,



trustee; and Ralph Keys, KCF2462, trustee. Bottom row: Ann Gillenwater, KCG0258, secretary; Van Gillenwater, KCG0258, vice president; Don Bates, KCG0708, president; and Jim Lang, KCG2725, treasurer. There are seven members on the staff of *Arfax Facts*; "Cactus Bob" Howison, KCF0952,

stands at the helm as editor. The club is a member of the Virginia State CB Association.

**CB Club Roster.** The following new clubs have been added to the 1964 OTCB Club Roster this month:

- Sioux Empire Citizens Communication Association, Sioux Falls, S.D. This group is the first South Dakota club to check in.
- Citizens Band Radio League, Lebanon, Pa. Their compact two-page newspaper manages to include a new members column, pet peeves in CB, items for sale, last-meeting information, next-meeting information, and a monthly message from the club's president.

- Bedford County Five Watts, Bedford, Pa. Recently elected officers are Reid Hackney, KID6862, president Loren Cooper, KID6559, vice president; Gene Kiessling, KID7759, secretary; James Kilcoin, Jr., KID5757, treasurer; and Earl Effranc, 20Q2956, communications officer.

- Capital District Citizens Band Radio Club, Inc., Albany, N.Y. This group's excellent newspaper, *The Carrier*, is jam-packed with interesting reading, upcoming club activities, and *paid advertising!*

- Citizens Emergency Radio Club, Rome, N.Y. According to club president Tom Little, 20Q4550/WB2AZU, this is the largest CB organization in Rome. A special emergency committee trains members as to procedures during 10-33's.

- Terre Haute CB Club, Terre Haute, Ind. If you're interested in joining, contact Lester L. Morton in care of the club at the Terre Haute Police Department.

See you next month! In the meantime, don't forget to write. Fill us in on the latest functions or planned activities in your area, and include pictures of club activities if you can. The address is: Matt P. Spinello, CB Editor, POPULAR ELECTRONICS, One Park Avenue, New York, N.Y. 10016.

—Matt, KHC2060



Complete with interconnecting co-axial cable and connector  
 117 VAC \$159.50 112 VDC \$184.50  
 Same prices for Amateur 10 or 6 meter band

## ADD MORE POWER FOR BUSINESS RADIO (AM-FM) SONAR LINEAR RF AMPLIFIER

FCC TYPE ACCEPTED—150 WATTS INPUT  
 —when used with BR-20 or Equivalent

You can cover greater distances with increased transmit power. Use a BR-20, or a similar 1-10 watt output to drive the BR-21. Designed for top performance and dependable service when you need it. 1-10 watts R.F. to operate ● automatic standby/transmit keying (no extra cables needed) ● covers entire 25-50 MC range ● Forced air cooled for continuous duty ● Weight, 12 lbs.

SONAR RADIO CORPORATION, 73 Wortman Ave., B'klyn. 7, N. Y. Please send me information on Model BR-21 Linear R.F. Amplifier.

NAME \_\_\_\_\_  
 ADDRESS \_\_\_\_\_  
 CITY \_\_\_\_\_ STATE \_\_\_\_\_

CIRCLE NO. 21 ON READER SERVICE PAGE



Get Your First Class Commercial

# F.C.C. LICENSE

## QUICKLY!

Career opportunities in *communications electronics* are almost unlimited. Prepare now. Let Grantham train you — by correspondence, or by classroom and laboratory instruction. Get your *first class commercial F.C.C. license* in as little as 2 months, or at a slower pace if you prefer. Then, continue in more-advanced electronics training if you wish. Diploma awarded. Our catalog gives full details.

Learn how our training can prepare you for your F.C.C. license; write or telephone the School at any one of the teaching divisions listed below, and ask for "Catalog #43."

### Grantham School of Electronics

1505 N. Western Av., Los Angeles, Cal. 90027  
(Phone: HO 9-7878)

9320 Long Beach Bl., South Gate, Cal. 90280  
(Phone: 564-3421)

408 Marion Street, Seattle, Wash. 98104  
(Phone: MA 2-7227)

3123 Gillham Road, Kansas City, Mo. 64109  
(Phone: JE 1-6320)

821-19th St., NW, Washington, D.C. 20006  
(Phone: ST 3-3614)

## SAY YOU SAW IT IN POPULAR ELECTRONICS

### STOP

Unauthorized use or tampering with your ham equipment. Citizen Band. Mobile Telephone WITH A WARNING DECAL THAT MEANS HANDS OFF  
LARGE 2 1/2" x 5" small 2" x 3" send 50¢. 3" for \$1 to Decal PO #6264 Los Angeles, Calif.  
Club and Dealer Inquiries Invited

This mobile radio transmitter is under the jurisdiction of the **FEDERAL COMMUNICATIONS COMMISSION**, Washington, D.C.

It is a Federal offense for unauthorized persons to tamper with radio equipment licensed by an agency of the **UNITED STATES GOVERNMENT**.

**MEDDLERS** will be **PROSECUTED** as the **LAW** provides.

## The Bee's Knees

(Continued from page 63)

started the motor. "Look at that poor dog standing there sorrowing because he's being left out of the fun. Can't we take him?"

"O.K.," Carl agreed. "An act such as that canine ham is putting on deserves an Oscar and should be rewarded. Come on, Bosco!"

The animal's head and tail came up in a flash, and he leaped clear over the closed rear door of the car and landed in the seat with Mr. Gruber, shivering with delight at being permitted to go along.

They soon reached the spot where Mr. Gruber had been fishing. The little-traveled road paralleled the river at this point, with only a narrow strip of sloping river bank separating the two. While Bosco frolicked about, sniffing at all sorts of exciting scents, Carl and Jerry, carrying the equipment, followed Mr. Gruber along a path through the low bushes until he reached the base of a big sycamore tree. There was a three-inch hole in the scaly trunk about a dozen feet from the ground, and bees were flying busily in and out.

Jerry connected up the oscillator, speaker, and amplifier while Mr. Gruber stalked about the tree eyeing it with the intent concentration of a diamond cutter preparing to split the Great Kohinoor. Finally he extended his cane and touched a spot on the trunk about shoulder high and directly beneath the bees' entrance.

"We'll chop here," he said to Carl, who was leaning on the axe handle. "Are you ready with the 'bee-pacifier,' Jerry?"

For an answer, Jerry threw a switch. A pure, surprisingly loud tone came from the little speaker he held in his hand.

"Point the speaker directly at the hole and stand out of the way of Carl's axe," Mr. Gruber directed. "Okay, Paul Bunyan, lay on the wood!"

Carl spat on his hands in imitation of a professional lumberjack, swung the double-bitted axe back over his shoulder,

and sank the blade deep into the green tree-trunk. He never had a chance to chop a second time. A tornado of angry insects boiled from the hole in the trunk and descended like a blanket, sparing no one.

While Carl and Jerry were feeling the stabbing pain of multiple stings, they saw Mr. Gruber snatch off his derby and start flailing wildly with it, and yelps from Bosco revealed that he, too, was being stung. Suddenly Mr. Gruber turned and ran for the river with the speed and nimbleness of a sixteen-year-old, and the boys and the dog were right behind the galvanized little man as he gave a great leap out into the stream and disappeared beneath the surface.

Fortunately, the water was only about three feet deep, and it was fairly easy to keep submerged simply by squatting down and coming up briefly now and then for air. After a few minutes the bees gave up the attack, and the three men cautiously surfaced and waded on out to a sand bar in the middle of the stream. Bosco was already there, whimpering and pawing at his muzzle which had received the most stings.

**T**HAT didn't work very well, did it?"

Mr. Gruber said sheepishly, glancing out of the corner of his eye at the lumpy, swelling faces of his young friends.

"That's the understatement of the year," Carl agreed, grinning crookedly as he started plucking stings from the back of his hand.

"Don't do that!" Mr. Gruber said. "You're just squeezing venom from the little poison sacks down into the skin

punctures. Scrape the stings off with a knife blade as I'm doing. That way they won't amount to much."

"Mr. Gruber," Jerry asked, "are you *sure* you didn't overlook something in that article about the bee-tranquilizing?"

"See for yourself," Mr. Gruber invited as he removed his derby, shook some water from it, and fished a soggy newspaper clipping from inside the sweat-band.

Jerry read the story and then carefully examined the clipping. Suddenly he used his fingernails to separate two layers of paper and peeled them apart until the clipping was twice its former length. He read the continuation of the story, and a smile creased his swollen face.

"Mr. Gruber," he said gently, "I'm afraid you were in such a hurry to try out this bee-quieting business that you forgot one important point. The story goes on to say that the threshold limit for the reaction was 125 db of audio measured *at the level of the bee*. The figure is confusing since it gives the airborne energy which just serves to disturb the substrate. The actual sound energy we put into the substrate is much less, and it is substrate vibration that causes the reaction. In other words, there was enough energy from that little buzzer the researchers screwed to the side of the hive to quiet the bees perched on the hive or the comb, but to transmit the same amount of vibration to the hive by conduction through the air from a speaker, we would have to exceed the limit of human pain. The experimenters were never able to put out enough audio

## NEW BROWNING EAGLE CB BASE STATION

### Look At These New Features



R-27 RECEIVER

S-23 TRANSMITTER

**R-27 RECEIVER** • RF gain control  
• Selectivity switch • Cascode nuvistor front end • 12 tuned I.F. coils

**S-23 TRANSMITTER** • Compression amplifier • Clipper-filter stage • Built-in SWR meter • 23 channels



For new 8-page colored CB Catalog, write:

CONTACT FRANCHISE DIVISION FOR INFORMATION  
ON AVAILABLE SERVICE CENTER AREAS.



**browning**

Laboratories, Inc.

Dept. PE-1 100 Union Ave. Laconia, N.H. 03246

CIRCLE NO. 3 ON READER SERVICE PAGE



**GET 250  
HOURS WORTH OF  
PROJECTS FOR ONLY  
\$1.00...  
THE COST OF THE  
1964 EDITION OF...**

If you like the challenge of working on your own construction projects, this is the publication for you! It's chock full of projects, detailed charts, circuit diagrams, cutaways, and photographs—all in one handy, compact 164-page magazine. Your copy of **ELECTRONIC EXPERIMENTER'S HANDBOOK** offers you hours and hours of enjoyment while you build fascinating projects like these:

- BC Photoflash • Thermistor Fish Finder • Silent Hi-Fi Listening • In-Flight Eavesdropper • Wired Wireless for Colleges • CB/Ham Crystal Test Set... plus many more!

The 1964 edition of **ELECTRONIC EXPERIMENTER'S HANDBOOK** now on sale — Get your copy at your favorite newsstand or send in this coupon and we will mail your copy to you.

PE74

Ziff-Davis Service Division, Dept. EEH  
589 Broadway, New York 12, New York

Please send me \_\_\_\_\_ copies of the  
1964 **ELECTRONIC EXPERIMENTER'S  
HANDBOOK**, at \$1.00 each plus 15¢ handling charge per **HANDBOOK**.

I enclose \_\_\_\_\_.

Name \_\_\_\_\_

Address \_\_\_\_\_

City \_\_\_\_\_ Zone \_\_\_\_\_ State \_\_\_\_\_

energy to quiet a bee while in flight.”  
“If that doesn't beat everything!” Mr. Gruber exclaimed with a crestfallen air. “Now I remember I was interrupted by Martha's wanting me to go to the store while I was reading that article. I folded it and put it into my hat where it stuck together. I never finished reading it and even forgot that there was more to it. Does the story say anything else?”

“There's one other thing. By amputating pairs of legs, the entomologists have found that the fore pair is about eighty-five per cent responsible for carrying the sound stimulus. The remaining fifteen per cent of conduction is about equally divided between the middle and hind pairs. Why are you grinning, Carl?”

“I was just thinking about that business of the sound energy having to be conducted to the bee's body through his legs,” Carl said. “We failed because our sound energy didn't pass through the bee's knees. Get it? ‘The bee's knees—’”

He was interrupted by handfuls of sand scooped in his direction by both Mr. Gruber and Jerry. Even Bosco barked and tried to nip his ankles as he ran away laughing. -50-

### Tap Tap Temperature Taker

*(Continued from page 43)*

R2 only far enough to start the unit ticking. Note the reading on the thermometer and place a light pencil mark on the paper scale opposite the knob's pointer.

Put the ice cube back in the water until K3 stops and the temperature drops one degree. Then advance R2 to the point where the ticking starts again, and mark this new knob setting. Continue cooling the water and marking the scale until you can turn R2 no further. You will now have calibration points at one-degree intervals from approximately 85° to 59° F. The dial scale may be drawn and lettered with India ink. Before cementing it in place, moistureproof it with two coats of Krylon or clear lacquer.

During the calibration process, keep in mind that R10 reacts much more rapidly than the thermometer does. Thus, you





## DO YOU SAVE YOUR COPIES OF

### POPULAR ELECTRONICS ?



Make sure they're kept neat and always handy for instant reference—with a handsome file that's designed to hold a full year's copies!

- washable Kivar cover creates a leather-like appearance
- available in maroon backing with black sides or black with maroon
- 24-carat solid gold leaf embossed lettering for magazine's name
- attractively priced at only \$2.95 each, 3 for \$8.00, 6 for \$15.00
- files are shipped to you prepaid and are fully guaranteed

NOTE: these special-quantity prices apply for any combination of titles, so you can have them for all your favorite magazines.

Order several today—for all the Ziff-Davis magazines: Popular Photography, Modern Bride, HiFi/Stereo Review, Electronics World, Popular Electronics, Flying, Car and Driver, Popular Boating, Amazing, and Fantastic, and for your other favorite publications, as well. (Ziff-Davis magazines available in colors of your choice as noted in coupon. Other publications will be shipped in standard colors available.)

Jesse Jones Box Corp., Dept. P.E. Box 5120  
Philadelphia 41, Pa.

Please send me: (Fill in title, quantity and check appropriate column for color desired)

| MAGAZINE<br>TITLE   | QUANTITY | BLACK<br>BACKING/<br>MAROON<br>SIDES | MAROON<br>BACKING/<br>BLACK<br>SIDES |
|---------------------|----------|--------------------------------------|--------------------------------------|
| Popular Electronics | _____    | _____                                | _____                                |
| _____               | _____    | _____                                | _____                                |
| _____               | _____    | _____                                | _____                                |

\$2.95 each, 3 for \$8.00 or 6 for \$15.00—shipped prepaid—fully guaranteed

Total amount enclosed \_\_\_\_\_

Name \_\_\_\_\_

Address \_\_\_\_\_

City \_\_\_\_\_ Zone \_\_\_\_\_ State \_\_\_\_\_

Set" is the use of fixed diodes—four of them in a bridge circuit—instead of a cat whisker and galena crystal. The author mounted them on a screw-type terminal strip to avoid heat damage; an ordinary tie strip can be substituted if you use a heat sink when wiring. Be sure to observe diode polarities.

By far the best headphones for this purpose are crystal types. Putting the two phones in series rather than in parallel may prove beneficial in some cases. If you must use magnetic phones, the addition of an output transformer may improve results.

**Assembly and Testing.** As shown in the photos, all components are mounted on the front of the aluminum case. While it is not necessary or especially desirable to follow the author's layout, some experimentation will be necessary to gang *L1* (mounted to the back of *C2* in the prototype with epoxy cement and a cardboard holder) and *C1*. The author used a lever switch for *S1*. Spacers were used to mount the terminal strip and *C1* and *C2*. Small metal brackets can be made to mount *L2-L3* to the supporting screws holding *S2* if desired. The ferrite rod is simply glued between the two small brackets.

The first step in testing the set is to provide a good ground such as a cold water pipe and an antenna, preferably a long wire. Tune with the main dial and the antenna control, trying *S1*'s three positions for best results. When maximum volume has been achieved, try the three remaining switch positions on the "band switch" (*S2*), varying the other controls with each setting. Finally, try the four positions of the "impedance selector" (*S3*). As you will note, all controls unavoidably interact to some degree.

With all controls adjusted, you will find that changing stations involves a coordinated change of both antenna and main tuning knobs, with an occasional change in band and impedance switch settings. For those who have experimented with the "garden variety" crystal set, tuning will seem sharp and volume astounding. Not the least of the rewards you'll receive when you build a "Modern Crystal Set" are the police and aircraft calls you may hear at one of the tap settings!

-30-



## Short-Wave Report

(Continued from page 59)

### Current Station Reports

The following is a resume of current reports. At time of compilation all reports are as accurate as possible, but stations may change frequency and/or schedule with little or no advance notice. All times shown are Eastern Standard and the 24-hour system is used. Reports should be sent to P.O. Box 254, Haddonfield, N.J. 08033, in time to reach your Short-Wave Editor by the eighth of each month; be sure to include your WPE Monitor Registration and the make and model number of your receiver. We regret that we are unable to use all of the reports received each month, due to space limitations, but we are grateful to everyone who contributes to this column.

**Albania**—According to a recent verification letter, *R. Tirana* is operating in Eng. at 2000-2030 and 2130-2200 on 9390 and 7090 kc. The 9390-kc. outlet is also noted in Eng. at 1630-1700 and from 1700 in Italian.

**Argentina**—*Radiodifusion Argentina al Exterior*, Buenos Aires, now operates Mondays to Fridays on the following schedule: to Europe on 11,710, 11,780, and 6090 kc. at 1400-1500 in Spanish, to 1600 in German, to 1700 in Italian, to 1800 in French, and to 1900 in English; to East Coast N.A. at 1900-2000 in Portuguese and 2000-2200 in Spanish on 9690 kc., at 2100-2200 on 11,780 kc. in Spanish, and at 2200-2300 on 11,780, 9690, and 6090 kc. in English; to West Coast N.A. at 2300-0100 in Spanish and to 0200 in Eng. on 11,780, 9690, and 6090 kc. Reports go to Sarmiento 151, Buenos Aires.

On weekends, *Radio Nacional* operates on 15,345 kc. to 1700 and on 9690 kc. from 1715. The 11,710-kc. channel is no longer used for this xmsn.

**Azores**—*Emissora Regional dos Acores*, CSA97, Ponta Delgada, is audible on 4865 kc. around 1730 with Portuguese music and anmts. The IS consists of chimes.

**Barbados**—*Radio Barbados*, Black Rock, is one of the most widely reported medium-wave

stations. On 795 kc., it is being heard from 0500 to 0530 and evenings to 2115 s/off. It is rated at 10 kw. The station is government-owned and operated by a statutory board. Located four miles north of Bridgetown and 100 yards from the West Coast of Barbados island, it is beamed north-northwest.

**Bolivia**—Station CP81, *R. Pio XII*. Llallagua, 5965 kc., is noted at 3515-0545 with news, music, and ID's. Station CP70, *R. Grigota*, Santa Cruz de la Sierra, 4828 kc., has been off the air for some time and is now heard irregularly around 2215 with Latin American music and talks and a very weak signal.

**Brazil**—According to *R. Timbira's* QSL card, this station broadcasts a listeners' correspondence program on Sundays at 1800 on 4975 kc. in Eng., Spanish, and Portuguese.

**British Honduras**—A recent verification letter states in part, "Our short-wave service is temporarily suspended; but we hope to resume transmission in June." Meanwhile, the 834-kc. outlet continues to be heard well in many areas.

**Brunei**—*R. Brunei*, 4865 kc., has been noted at 0900-0930 with modern and old-time music and anmts in English.

**Canada**—Station CBNX St. John's, Newfoundland, relays CBN on 6160 kc. and is noted at 0740 with a religious program, at 0800 with news from *R. Canada*, and from 1730 but with heavy QRM from a station with Arabic music.

**Ceylon**—During the past years, many DX'ers have reported difficulties in obtaining QSL's from the Commercial Service of *R. Ceylon*. However, reports addressed to Radio Advertising Service, Cecil Court, Lansdowne Rd., Bombay 1, India, have brought in verification letters. This probably is a company that produces some (or all) of the commercial programs broadcast from Colombo.

**Dominican Republic**—Station HICB, Santiago, is heard on 6120 kc. at good level but with heavy QRM to 0100 s/off.

**Ecuador**—Station HCJB, Quito, has a "DX Party Line" to N.A. on the first and third Monday of the month at 2130-2200 on 9745, 11,915, and 15,115 kc. and to the Pacific areas on the first and third Wednesday of the month at 0430-0500 on 6050 and 9745 kc. Station HCGB4, *R. Nacional Espejo*, Esmeraldas, has been tuned at 2330-2345 on 3844 kc. *R.*

# TRAM

Citizen's Band  
TRANSCEIVERS  
Mobile & Base

**TRAM ELECTRONICS  
INCORPORATED**  
P. O. BOX 187, WINNISQUAM, N. H.

ENGINEERED FOR TOP PERFORMANCE  
MANUFACTURED FOR QUALITY  
GUARANTEED FOR RELIABILITY

BEFORE YOU BUY—CHECK THE SPECS... WRITE TO:

CIRCLE NO. 23 ON READER SERVICE PAGE



Quito, *La Voz de la Capital*, Quito, 4923 kc., was noted at 2300 with a news bulletin in Spanish and to 0000 s/off with pop music, ID's, and commercials; they verified with a QSL card and pennant. *Emissora Gran Colombia*. Quito, 4910 kc., was also noted at 2320-0030 with pop music and five ads for each record, all Spanish.

**France**—Paris has been noted on 9485 kc. with s/off at 2115 after a program in Spanish, although the latest schedule indicates that this program is aired only on 9755, 11,845, and 11,920 kc. to Latin America. An Arabic program to the Middle East has also been heard on 11,920 kc. at 1100-1300.

**Germany (West)**—*Deutsche Welle*, Cologne, has been carrying a special program to N.A. at 1710-1720 on 6120, 6185, and 9735 kc. The program generally consists of music only.

**Greenland**—If tests are satisfactory, there will be a short-wave xmtr in Greenland in

1965 that will cover the entire island. The Armed Forces Radio & Television Service, Thule, has been noted on 1425 kc. in the medium-wave band from 2130, weak but clear.

**Iceland**—Reykjavik has moved from the 25-meter band to 9720 kc. and operates Sundays only at 0800-1000 in Icelandic.

**India**—*All India Radio*, New Delhi, has this schedule: 0500-0600 to N.E. Asia on 17,850, 15,105, and 9520 kc., and to Australia and New Zealand on 15,290, 11,710, and 9740 kc.; 0830-1000 to S. E. Asia on 15,225 and 11,810 kc.; 1340-1430 to E. Africa on 11,815, 11,790, 9680, and 7125 kc.; 1445-1545 to Europe on 9915, 7235, and 5995 kc. and to W. Africa on 11,825, 9690, and 7105 kc. The 15,225-kc. channel is one of the best heard at present, at 0830-1000.

**Indonesia**—*R. Republik Indonesia*, Djakarta, broadcasts in Eng. at 0600-0700 and 0900-1030 on 9710 and 9585 kc., and can also be heard on 11,795 and 11,710 kc.; they supply a decora-

## SHORT-WAVE MONITOR CERTIFICATE APPLICATION

ALL radio listeners interested in furthering the hobby of SWL'ing—regardless of whether you DX on the BCB, VHF, TV, SW, or FM bands—are eligible to apply for a POPULAR ELECTRONICS "Certificate of Registration." You must have verified (have QSL cards from) a minimum of five radio stations, of which one was outside the borders of the United States. There is no age limit, or special equipment qualification; the only requirement is that the applicant have a sincere interest in radio communications.

All certificates are filled in and lettered before mailing; they are mailed flat and unfolded. If you want to register and receive your WPE identification sign, fill in the application blank below before August 15, 1964. Mail with 25 cents in coin to: Monitor, POPULAR ELECTRONICS, One Park Avenue, New York, N. Y., 10016. Canadians should use their own currency. All other applicants not in the U. S. A. should use five International Postal Reply Coupons. Allow 2-4 weeks for processing.

|  |                   |
|--|-------------------|
| (Please Print)   | (Do not fill out) |
| Name<br>.....  |                   |
| Street, City and Zone<br>.....   |                   |
| State and Zip<br>.....   |                   |
| Receivers in use   |                   |
| Make .....   | Model .....       |
| Make .....   | Model .....       |
| Age .....  | Occupation .....  |
| Ham/CB call - letter assignment(s)<br>.....  |                   |
| I listen mostly to SW Broadcast      Hams      CB      BCB      VHF      VLF<br>.....        |                   |
| I use the following antennas<br>.....  |                   |
| I have      QSL cards and      countries verified.      Check if subscriber to P.E.<br>..... |                   |
| Signature .....  | Date .....        |
| (Good only until August 15, 1964)  |                   |

## DX COUNTRY AWARD RULES

Are you eligible to apply for a 25, 50, 75, 100, or 150 Countries Verified Award? Here is a brief resume of the rules and regulations.

(1) You must be a registered WPE Short-Wave Monitor and show your call on your application.

(2) You must submit a list of stations for which you have received verifications, one for each country heard. You must also supply the following information in tabular form: (a) country heard; (b) call-sign or name of station heard; (c) frequency; (d) date the station was heard; (e) date of verification. All of the above information should be copied from the station's verification. Do not list any verifications you cannot supply for authentication on demand. Do not send any verifications at this time. Should any verifications need to be sent in for checking, we will notify you and give you instructions on how to send them.

(3) A fee of 50 cents (U. S. coin) must accompany the application to cover the costs of printing, handling, and mailing. This fee will be returned in the event an applicant is found to be ineligible. Applicants in countries other than the U.S. may send the equivalent of 60 cents (U.S.) in coins of their own country if they wish.

(4) Apply for the highest DX award for which you are eligible. If, at a later date, you are eligible for a higher award, then apply for that award.

(5) Send your application, verification list, and fee to: Hank Bennett, Short-Wave Editor, P. O. Box 254, Haddonfield, N. J. 08033. Do not include an application for a Short-Wave Monitor Certificate (you are not eligible for any of the awards until you have a Short-Wave Monitor Certificate in your possession). Reports, news items, or questions should be mailed in a separate envelope.

tive program schedule. Station YDR2, a 300-watt outlet in Ambon, has been noted on 7140 kc. in native language at 0430-0503.

**Iran**—The latest schedule from Teheran shows these operations: Home Service at 0255-0715 and 0726-1430 on 3780 and 7125 kc., at 1430-2030 on 4840 and 7125 kc., and at 2030, 0133 on 7085 and 3780 kc.; the Foreign Service is broadcast on 7031 kc. at 1430 in Persian, at 1500 in Russian, at 1515 in Turkish, at 1530 in French, and at 1545 in English. Other Iranian stations are: *R. Tabriz*, on 6155 kc., at 2125-0000, 0254-0700, and 0824-1330; *R. Rezaieh*, on 6940 kc., at 0645-1130. Despite the fact that this schedule was copied directly from the official station schedule, we believe there are some errors in the Home Service portion. Further checks will be made. Test xmsns have been noted from 100-kw. xmtrs at 2130-0030 and 0730-1030 on 7135 and 9659 kc., and at 0030-0730 on 15,135 and 11,730 kc.

**Iraq**—*R. Baghdad* has French at 1530-1600, Eng. to 1640, and German to 1710, on 6030 and 6095 kc. Another outlet on 6155 kc. is heard in Arabic at 2313-0003.

**Israel**—*Kol Zion*, Jerusalem, has moved from 9625 kc. to 9615 kc. where it operates, dual to 9009 kc., at 1100-1530. There is an Eng. newscast and talk at 1510.

**Japan**—Tokyo has been heard on 9530 kc. at 0400 with Eng. news, at 0415 in Japanese, and

# MOVING?

**ATTACH LABEL HERE**

If you've recently changed your address or plan to in the near future, be sure to notify us at once. Place magazine address label here and print your new address below.

NEW ADDRESS:

Name \_\_\_\_\_  
PLEASE PRINT

Address \_\_\_\_\_

City \_\_\_\_\_ Zone \_\_\_\_\_ State \_\_\_\_\_

**PLEASE FILL IN MOVING DATE BELOW:**

If you have any other questions about your subscription be sure to include your magazine address label when writing us.

Mail to: POPULAR ELECTRONICS,  
434 So. Wabash Ave., Chicago 5, Ill.

# ELECTRONICS

Train in the new shop-labs of the world famous

**COYNE ELECTRONICS INSTITUTE**

on a quarter million dollars worth of equipment. Non-Profit Institute—Est. 1899. Courses: Electronics • Electricity • TV-Radio. Mail coupon or write for FREE BOOK, "Your Opportunities in Electronics". No Salesman will call.

COYNE ELECTRONICS INSTITUTE Educ. Serv. Dept. B4-M  
1501 W. Congress Parkway, Chicago, Ill. 60607

NAME \_\_\_\_\_ PHONE \_\_\_\_\_

ADDRESS \_\_\_\_\_ AGE \_\_\_\_\_

CITY \_\_\_\_\_ STATE \_\_\_\_\_

## SHORT-WAVE ABBREVIATIONS

|                    |                          |
|--------------------|--------------------------|
| amnt—Announcement  | N.A.—North America       |
| B/C—Broadcasting   | QRM—Station interference |
| Eng.—English       | QSL—Verification         |
| ID—Identification  | R.—Radio                 |
| IS—Interval signal | s/off—Sign-off           |
| kc.—Kilocycles     | xmsn—Transmission        |
| kw.—Kilowatts      | xmtr—Transmitter         |

at 0430 with music; and on 7195 kc. at 0615-0645 with native-language talks and music. There is an Eng. ID at 0645 s/off. The Far East Network, APO 67, is scheduled as follows: on 3910 kc. at 0245-1910 (10 kw.) and 1925-0235 (1 kw.); on 6155 kc. (10 kw.) and 15,360 kc. (1 kw.) 24 hours daily; on 11,750 kc. at 1925-0235 (10 kw.) and 0245-1910 (1 kw.). Maintenance is performed at 1005-1458 on Mondays (3910 kc.), Thursdays (6155 kc.), Tuesdays (11,750 kc.), and Wednesdays (15,260 kc.).

**Netherlands Antilles**—Bonaire, 800 kc., has *R. Nederland* programs scheduled as follows: (weekdays) Spanish from 1830 to 1920, a Dutch news bulletin to 1940, and English to 2030; (Sundays) the "Happy Station Program" in Spanish at 1830-1920 and in English at 1940-2030. The Dutch newscast is also aired at 1920-1940 on Sundays.

Willemstad's assigned frequencies are 6085 kc. (2 kw.) and 9655 kc. (1 kw.). Does anyone have any information as to whether there are any broadcasts on these frequencies? Any information should be sent to *World Radio TV Handbook*, Lindorffsalle 1, Hellerup, Denmark.

**New Zealand**—Wellington's latest schedule reads: to the Pacific Islands at 1200-1445 and 0100-0345 on 11,780 and 9540 kc., and at 1500-0045 on 15,280 kc.; to Australia at 1500-1730 on 11,780 kc., at 1745-0045 on 15,110 kc., and at 0400-0645 on 6080 and 9540 kc.; to Antarctica (Sundays only) at 0315-0345 on 6080 kc. The station states: "All reports are acknowledged by letter or QSL card. Listeners' reports should include the wavelength or frequency of the transmission, date, time, and if possible, some program detail and comments on any interference."

**Nigeria**—Lagos has been found on 15,255 kc. at 1845 with "high-life" music announced in Eng. and at 1900 with a French newscast.

**Norway**—*R. Norway* was noted on 15,175 kc. at 1500 with news and at 1530 with s/off, and on Saturday at 0930-1000 with a listeners' request program. The 9610-kc. outlet was heard closing in Eng. to N.A. at 0000.

**Peru**—A newly reported station, *R. Andina, La Voz de Los Agricultores Andinas*, 6255 kc., was heard at 0555-0630 with music and frequent ID's. Station OAX3E, *R. Huarez*, Huarez, is another new one; operating on 5700 kc., it was noted from 2240 to 2307 s/off with music and a few amnts in Spanish.

**Philippines**—Far East Broadcasting Corp., Manila, was noted on 15,230 kc. at 0719-0800 with hymns and a children's program, and on 9730 kc. at 1030-1045 with Eng. news and at 1550-1559 with an Eng. religious program to India.

**Portugal**—Lisbon broadcasts daily to East Coast N.A. at 2100 and to the West Coast at 2245 on 6025 and 6185 kc. Another *Voice of the*

## SHORT-WAVE CONTRIBUTORS

Dave Siddall (*WPE1EBN*), Hyannis, Mass.  
 Jerry Fisher (*WPE1EOE*), Westover A. F. B., Mass.  
 Viktor Decyk (*WPE1FCD*), Colrain, Mass.  
 Christopher Lucas (*WPE1FNN*), Fairfield, Conn.  
 Mike Larkin (*WPE1FNO*), Lexington, Mass.  
 George Botelho, Jr. (*WPE1FOA*), Fall River, Mass.  
 C. A. Bugbee (*WPE1UO*), Manchester, N. H.  
 Riley Sundstrom (*WPE2AJ*), Stockton, N. J.  
 Irwin Belofsky (*WPE2BYZ*), Brooklyn, N. Y.  
 Ruth Kalish (*WPE2DMN*), Bellmore, N. Y.  
 Gerry Klinek (*WPE2FAH*), Buffalo, N. Y.  
 Jerry Bond (*WPE2FXO*), Watertown, N. Y.  
 Bill Tomkiewicz, Jr. (*WPE2FZJ*), Elizabeth, N. J.  
 Paul Harig (*WPE2GCX*), Auburn, N. Y.  
 Harley Rutstein (*WPE2HKK*), Englewood, N. J.  
 Al Quagliari (*WPE2KMI*), Albany, N. Y.  
 Leo Fleury (*WPE2KUR*), Bronx, N. Y.  
 William Graham (*WPE2LMU*), Binghamton, N. Y.  
 William Dickerman (*WPE3BEB*), Watsonstown, Pa.  
 Charles Black (*WPE3EED*), York, Pa.  
 Steven Russell (*WPE3EIVZ*), Bethesda, Md.  
 Grady Ferguson (*WPE4BC*), Charlotte, N. C.  
 Chuck Edwards (*WPE4BNK*), Fort Lauderdale, Fla.  
 John Brunst (*WPE4BO*), Neptune Beach, Fla.  
 Roger Bowman (*WPE4ESK*), Winter Park, Fla.  
 Joseph Arella (*WPE4FNS*), Fort Lauderdale, Fla.  
 Aldridge Salisbury (*WPE4HLD*), Arlington, Va.  
 Richard Farrell (*WPE4HLL*), Clearwater, Fla.  
 William Bing (*WPE5AG*), New Orleans, La.  
 Jack Keene (*WPE5BMP*), Houston, Texas  
 Del Hirst (*WPE5CFU*), Snyder, Texas  
 Jack Petree (*WPE5CRO*), Houston, Texas  
 Shaler Hanisch (*WPE5RPN*), Hartford, Conn.  
 W. E. Lipis (*WPE6DRU*), El Cajon, Calif.  
 Paul Herman (*WPE6EKB*), Montebello, Calif.  
 Jimmy Pruitt (*WPE6FFK*), Redding, Calif.  
 Larry Wendt (*WPE6FIS*), Napa, Calif.  
 Robert Eddy (*WPE6EJOW*), Newport, Ohio  
 David Hutchinson III (*WPE6FET*), Ripley, Ohio  
 John Pirnat (*WPE6FWO*), Euclid, Ohio  
 Joseph Worauka, Jr. (*WPE6GDC*), Parma, Ohio

John McQueen (*WPE6GZH*), Birmingham, Mich.  
 Henry Zemel (*WPE6DBD*), Skokie, Ill.  
 Martin Lash (*WPE6GIE*), Skokie, Ill.  
 Edward Semrad (*WPE6GTP*), Milwaukee, Wis.  
 Kenneth Nielsen (*WPE6ASK*), Cedar Rapids, Iowa  
 G. A. Benadom (*JA6PEIE*), Nagasaki, Japan  
 Jack Perolo (*PI2PEIC*), Sao Paulo, Brazil  
 Sam McLaughlan (*VE2PEIB*), Gatineau, Quebec,  
 Canada  
 Bill Barclay (*VE3PE1DZ*), Willowdale, Ontario,  
 Canada  
 Dave Bennett (*VE7PE1R*), Richmond, B. C., Canada  
 George McMechan (*VE7PE9J*), W. Sumnerland,  
 B. C., Canada  
 George Bennett, Anderson, Ind.  
 Richard Blueborn, Warren, Minn.  
 Bernard Brown, Derby, England  
 Bruce Bumm, Seaside, Calif.  
 Alton Caldwell, Jr., Brockton, Mass.  
 K. O. Chandhari, Knoxville, Tenn.  
 John Cormack, Manlius, N. Y.  
 James Dell, Kettering, Ohio  
 Daniel Dravet, Montreal, Quebec, Canada  
 Larry Erickson, New Shrewsbury, N. J.  
 Joe Esser, New Kensington, Pa.  
 Jerry Headen, Winston-Salem, N. C.  
 Jerry Moulder, Bowling Green, Ky.  
 Joe Piechuta, Meriden, Conn.  
 Mike Poore, Bethesda, Md.  
 Gary Robertson, Hanford, Calif.  
 Charles Scott, Petrolia, Ontario, Canada  
 Steve Smay, Springfield, Mo.  
*Deutsche Welle DX Bulletin*, Cologne, Germany  
 Far East Network, Tokyo, Japan  
*Radiodiffusion Television Francaise*, Paris, France  
*R. Malaysia*, Sarawak  
*R. Nederland*, Hilversum, Netherlands  
*Sweden Calling DX'ers Bulletin*, Stockholm, Sweden  
*Trans World Radio*, Chatham, N. J.  
*World Radio TV Handbook*, Hellerup, Denmark





Hans Koster, WPE8GXT, Kalamazoo, Mich., works with a National NC-60 and a Lafayette "Explor-Air." His antenna system consists of two 100' long-wires 40 feet high. There is also a homemade antenna tuner and an r.f. amplifier in the Koster shack.

West program is aired on 15.380 kc. with an Eng. news bulletin at 1305. Medium-wave DX'ers might try for the Eng. program on 755 and 1061 kc. starting at 1745 (at 1800 on Sundays).

**Sarawak**—The latest schedule from *R. Malaysia*, Sarawak, for Eng. xmsns reads: Sundays, Mondays, Wednesdays, Fridays, and Saturdays at 1800-1915 on 4950 and 7160 kc.; Sunday to Thursday (during school term only) at 2000-2245 on 7160, 7270, and 9565 kc.; daily newscast at 0000-0015 on 7270 kc.; daily except Wednesday and Sundays at 0000-0030, Tuesdays at 2300-0030, Saturdays at 0030-0130 and 2200-0130, all on 7160 kc.; Saturdays at 0900-1000 on 4835 kc.; and daily at 0600-0700 and 0800-0930 (Saturdays to 1000) on 4950 kc.

**Senegal**—Dakar has started using a 200-kw. xmtr on 764 kc. that is reportedly scheduled from 0100 to 1900. Several East Coast medium-wave DX'ers claim that this is the strongest transatlantic station logged in many years. One report from the West Coast claims it is the loudest transatlantic station ever heard, with best reception at 1720-1900. Those DX'ers with smaller receivers might try for it on Mondays from 0200 when WABC, New York, 770 kc., is off the air.

**Switzerland**—Berne has been heard on 15-190 kc. with opening at 0944 to India and Pakistan.

**United Nations**—Reports for United Nations broadcasts should be sent to Radio and Visual Services Division, United Nations, New York, N. Y. Correct reports are confirmed by card and new listeners are sent general information about the U. N. upon request.

**Uruguay**—A new station on 11,710 kc. is *R. Oriental*, Montevideo, noted around 1900.

**U.S.S.R.**—*Govorit Kamchatski*, Petropavlovsk, 4485 kc., was noted at 0445 with talks in Russian. Frunze, Kirgis, 4009 kc., has been heard at 2030-2100 with musical exercises, classical music, and some talks in Russian; a newscast is given at 2100. The Tyumen Asiatic S.S.R. closes at 1500 on 5045 kc. with the call *Govorit Tyumen* and 12 clock chimes.

**Venezuela**—According to a verification letter, *R. Tovar*, Tovar, 3365 kc., 1000 watts, op-

## Back Issues Available

Use this coupon to order back issues of POPULAR ELECTRONICS

We have a limited supply of back issues that can be ordered on a first-come, first-served basis. Just fill in the coupon below, enclose your remittance in the amount of 50¢ each and mail.

ZIFF-DAVIS SERVICE DIVISION

Dept. BCPE 589 Broadway  
New York 12, New York

Please send the following back issues of POPULAR ELECTRONICS.

I am enclosing ..... to cover cost of the magazine, shipping and handling.

Month ..... Year .....

Month ..... Year .....

Month ..... Year .....

Name .....

Address .....

City ..... Zone ..... State .....

No charge or C.O.D. orders please.

PE

## GET INTO ELECTRONICS

V.T.I. training leads to success as technicians, field engineers, specialists in communications, guided missiles, computers, radar, automation. Basic & advanced courses. Electronic Engineering Technology and Electronic Technology curricula both available. Associate degree in 29 months. B.S. obtainable. G.I. approved. Start September, February, I terms, campus. High school graduate or equivalent. Catalog.

**VALPARAISO TECHNICAL INSTITUTE**  
DEPARTMENT PE, VALPARAISO, INDIANA



## SPACE AGE ELECTRONICS FROM THE LUNAR LANDING PROGRAM

FIRST TIME OFFERED TO PUBLIC

The NASA Reliable Electrical Connections handbook reproduced under Federal Statutes.

See how missile technicians learn soldering, handling, lacing, stripping, insulating, printed circuit board assembly and many other techniques.

Text used in NASA's reliability and quality assurance educational program.

5 1/2 x 8 1/2 44 Illustrations 77 pp

## CLIP COUPON AND MAIL TODAY

SPACE PUBLICATIONS, INC., Dept. C  
228 Holmes Avenue, Huntsville, Alabama 35801

Enclosed is \$2.00—Money back guarantee

Name .....

Address .....

City ..... State .....

# POPULAR ELECTRONICS

## July 1964

### ADVERTISERS INDEX

| READER SERVICE NO. | ADVERTISER                                     | PAGE NO.     |
|--------------------|--|--------------|
|                    | American Institute of Engineering & Technology | 83           |
| 1                  | Argos Products Company                         | 4            |
| 2                  | Bailey Institute of Technology                 | 26           |
| 3                  | Browning Laboratories, Inc.                    | 81           |
|                    | Capitol Radio Engineering Institute, The       | 9            |
|                    | Cleveland Institute of Electronics             | 5            |
| 24                 | Conar  | 10           |
|                    | Coyne Electronics Institute                    | 87           |
|                    | Decal Company                                  | 80           |
|                    | DeVry Technical Institute                      | 3            |
|                    | Digication Electronics                         | 83           |
| 4                  | EICO Electronic Instrument Co., Inc.           | 28           |
|                    | Grantham School of Electronics                 | 80           |
| 5                  | Hallicrafters                                  | 8            |
| 6                  | Heath Company                                  | 73           |
| 8                  | International Crystal Manufacturing Co., Inc.  | 1            |
| 9                  | Johnson Company, E. F.                         | 15           |
| 10                 | Kuhn Electronics Inc.                          | 4            |
| 11                 | Lafayette Radio Electronics                    | 21           |
| 13                 | Milwaukee School of Engineering                | 77           |
| 14                 | Mosley Electronics Inc.                        | FOURTH COVER |
| 15                 | Multi-Elmac Company                            | 6            |
|                    | National Radio Institute                       | SECOND COVER |
|                    | National Technical Schools                     | 7            |
| 16                 | Pearce-Simpson, Inc.                           | 22           |
| 17                 | Poly Paks                                      | 83           |
| 18                 | Progressive "Edu-Kits" Inc.                    | 75           |
|                    | RCA Institute, Inc.                            | 16, 17       |
|                    | Rad-Tel Tube Co.                               | 96           |
|                    | Raytheon Company                               | 12           |
| 19                 | Regency Electronics, Inc.                      | THIRD COVER  |
| 20                 | Sams & Co., Inc. Howard W.                     | 20           |
| 26                 | Shure Brothers, Inc.                           | 10           |
| 21                 | Sonar Radio Corporation                        | 79           |
|                    | Space Publications, Inc.                       | 89           |
| 22                 | Terado Corporation                             | 6            |
| 23                 | Tram Electronics Incorporated                  | 85           |
|                    | Tri-State College                              | 83           |
|                    | Valparaiso Technical Institute                 | 89           |

**CLASSIFIED ADVERTISING 91, 92, 93, 94, 95**

### QSL Cards For You?

The SWL QSL Bureau is currently holding QSL cards for the following WPE Monitors. If your WPE registration is listed here, send a stamped, self-addressed envelope to Mr. LeRoy Waite, 39 Hannum St., Ballston Spa, N.Y. 12020, and your card(s) will be forwarded to you.

|         |         |         |
|---------|---------|---------|
| WPE2AAK | WPE2CSE | WPE2FEN |
| WPE2ADW | WPE2CSL | WPE2GJD |
| WPE2AQO | WPE2CT  | WPE2HIH |
| WPE2AWP | WPE2DDZ | WPE2HVP |
| WPE2BJV | WPE2DEY | WPE2ICG |
| WPE2BNW | WPE2DNL | WPE2IMK |
| WPE2CBP | WPE2EC  | WPE2IVU |
| WPE2CFP | WPE2EGX | WPE2JKP |
| WPE2CRL | WPE2EMG | WPE2KK  |

erates daily from 0525 to 2130 (Sundays from 0825). Reports should go to Carrera 4 No. 5-46, Tovar, Estado Merida, Venezuela.

**Yemen**—There is to be a short-wave xmtr operating "soon" in Eng. and French in the 41-meter band. No other details are currently known except the power rating, which will be 5000 watts.

**Zambia**—Northern Rhodesia B/C Corp. now has this schedule: National Program on 3270 kc. at 2300-0130 and 1230-1600, on 4911 kc. at 1000-1230, on 4965 kc. at 2300-0300, and on 6165 kc. at 0130-0700; the "A" Program in vernaculars on 3346 kc. at 2300-0110 and 1100-1500, on 4828 kc. at 2300-0110, on 4965 kc. at 0945-1500, on 6060 kc. at 0500-1045, and on 7220 kc. at 0500-0930; the "B" Program in vernaculars on 4828 kc. at 0900-1500. Reports should go to Broadcasting House, Box RW 15, Ridgeway, Lusaka.

**Clandestine**—The elusive "Kiss Me Honey" station has been reported on 11,950, 11,696, 9537, and 6095 kc. around 0830 and 1245. Its location is not known but one source believes that this station is *Radio Liberation*, Formosa. This has NOT been confirmed.

*R. Espana Independiente* is now being noted on 6296 kc. at 1605-1627, dual to 6950 kc., with anti-Franco broadcasts.

Jammers have been noted on 710 and 1140 kc., presumably from Havana, and supposedly to override the Spanish broadcasts from Miami's WGBS and WMIE.

-50-

### Bio-Electronic Quiz Answers

(Quiz on page 49)

|                            |                           |
|----------------------------|---------------------------|
| 1 — E Pickup ARM           | 6 — A Tape HEAD           |
| 2 — I Magic-EYE Tube       | 7 — G Tower LEGS          |
| 3 — C Contact FINGER Stock | 8 — F Zener Diode KNEE    |
| 4 — B HAIRspring           | 9 — H Picture Tube NECK   |
| 5 — J HANDset              | 10 — D Needle-NOSE Pliers |

# CLASSIFIED MARKET PLACE

**COMMERCIAL RATE:** For firms or individuals offering commercial products or services. 75¢ per word (including name and address). Minimum order \$7.50. Payment must accompany copy except when ads are placed by accredited advertising agencies. Frequency discount: 5% for 6 months; 10% for 12 months paid in advance.

**READER RATE:** For individuals with a personal item to buy or sell. 45¢ per word (including name and address). No Minimum! Payment must accompany copy.

**GENERAL INFORMATION:** First word in all ads set in bold caps at no extra charge. Additional words may be set in bold caps at 10¢ extra per word. All copy subject to publisher's approval. Closing Date: 5th of the 2nd preceding month (for example, March issue closes January 5th). Send order and remittance to: Martin Lincoln, POPULAR ELECTRONICS, One Park Avenue, New York, New York 10016.

## FOR SALE

**FREE!** Giant bargain catalog on transistors, diodes, rectifiers, components. Poly Paks, P.O. Box 942, Lynnfield, Mass.

**GOVERNMENT Surplus Receivers, Transmitters, Snooperscopes, Parabolic Reflectors, Picture Catalog 10¢.** Meshna, Nahant, Mass.

**14 Weather instrument Plans \$1.00.** Saco, Box 2513B, South Bend, Indiana.

**TRANS-NITION** electronic ignition parts kit. Negative ground \$20.00. Coil, Manual special \$8.50. Manual \$2.00. Anderson Engineering, Wrentham, Massachusetts.

**DIAGRAMS** for repairing Radios \$1.00. Television \$2.50. Give make model. Diagram Service, Box 1151 PE, Manchester, Connecticut 06042.

**ROCKETS:** Ideal for miniature transmitter tests. New illustrated catalog, 25¢. Single and multistage kits, cones, engines, launchers, trackers, technical information, etc. Fast service. Estes Industries, Penrose 18, Colorado.

**CB WPE QSL Cards, Samples Free.** Radio Press, Box 24, Pittstown, New Jersey.

**"SPECIAL! WPE-SWL-CB-QSL cards, 3 colors, \$2.50 per 100—Free Samples, Garth, Jutland, New Jersey."**

**TRANSISTORIZED Products Importers catalog, \$1.00,** Intercontinental, CPO 1717, Tokyo, Japan.

**CANADIANS—GIANT Surplus Bargain Packed Catalogs.** Electronics, Hi-Fi, Shortwave, Amateur, Citizens Radio. Rush \$1.00 (Refunded). ETCO, Dept. Z., Box 741, Montreal, CANADA.

**SENSITIVE, Reliable Switches for Alarms, Remote Control, Temperature, etc. DODSON'S, 206 E. Main, Post, Texas.**

**WPE-CB-QSL cards—Brownie-W3CJ1—3111A** Lehigh, Allentown, Pa. 18103. Catalogue with samples 25¢.

**INVESTIGATORS, free brochure, latest subminiature electronic surveillance equipment.** Ace Electronics, 11500-L NW 7th Ave., Miami 50, Fla.

**BUY** direct from the manufacturer and save! Test instruments, cabinets, radios. Free catalog. Tattershall Manufacturing Co., Hamilton, Mo.

**RECEIVE** telephone calls in your car. 30 mile range. No FCC approval necessary. Easily built for few dollars. Attaches to car radio antenna. Plans \$2.00. Deeco, Box 7263-AD, Houston 8, Texas.

**\$100.00 WEEKLY** Spare Time Selling Banshee TS-30 Transistor ignition systems and coils. Big demand. Free money making brochure. Slep Electronics, Drawer 178ZD, Ellenton, Florida 33532.

**TRANSISTOR** ignition described June and October Popular Electronics, "Operation Pickup." Complete kit finest components quickly assembled. Guaranteed. Negative ground kits \$14.95 Postpaid. Positive ground \$19.95 Postpaid. Specify 6 or 12 volt when ordering. Electromart, 1616 S. 81st St., Milwaukee, Wis.

**CONVERT** any television to sensitive, big-screen oscilloscope. Only minor changes required. No electronic experience necessary. Illustrated plans, \$2.00. Relco Industries, Box 10563, Houston 18, Texas.

**IGNITION!** Transistor. Coil, ballast \$7.95. Free Parts Lists. Transfire, Carlisle 40, Mass.

**COMPLETE KNIFE** catalog 25¢. Hunting, Pocket, Utility. Heartstone, Dept. ZD, Seneca Falls, New York 13148.

**TRANSISTORIZED Treasure detector** finds buried gold, silver, coins. \$19.95 up. Kits available. Free catalog. Relco, Box 10563, Houston 18, Texas.

**BUY** From Factories! Appliances, cameras, watches, etc! Free details! Cam Company, 435PH Bloomfield Ave., Verona, N. J.

**PRINTED CIRCUIT BOARDS.** Hams, Experimenters. Catalog 10¢. P/M Electronics, Box 6288 Seattle, Wash. 98188.

**MEN ONLY!**—Surprise Package \$1.00. Enterprises, Box 266-Z, Spring Valley, New York 10977.

**FREE** Catalog, Electronic Parts Bargains. Franklin Electronics, Box 51a, Brentwood, N.Y. 11717.

**POCKET** Calculating Machine, \$1. Free catalog. Brown's, 6114 Wissahickon, Philadelphia 15144.

**WHOLESALE** prices on TV cameras, transmitters, converters, etc. direct from factory. Catalog 10¢. Vanguard, 190-48 99th Avenue, Hollis, N.Y. 11423.

**RAY GUN**—Want to build a Laser? Complete set of instructions tell you everything. Shoots a pencil-thin beam of light. Burns, instantly, anything in its path. Really a fabulous item! A must for every science fiction buff or science experimenter. \$9.95 ppd. Exacto Supply Co., 109½ W. 5th, Pittsburg, Kansas.

**SIMPLEX** Transistor Ignition described in February Popular Electronics. Complete parts kit available at low cost. Write for information. Electromar., 1616 S. 81st St., Milwaukee, Wis.

**MAGNETIC** engine novelty, 4000 rpm, 10 parts, Assemble one yourself from our guaranteed kit. Mail \$1.00 now! Pontin Products, 3234 S. Hudson, Seattle 8, Wash.

**WORLD Trade Inquiries.** Electronics contacts Worldwide. 25¢ stamp brings sample copy. World Traders, Box 6266, Spokane 28, Wash.

**ELECTRONIC** gear, transistorized & conventional. Send 25¢ for prices. Fisher Electronics, Box 665, Union, Oregon 97883.

**C-B'ERS**—Ground Plane Antennas. List \$9.95 and up. Dealers wanted. Write circular. Komet Electronics, P.O. 222PE, Tilton, N.H. 03276.

**EYESTRAIN** reduced while assembling components. Free Magnasighter brochure. Magnasighter, 14460 Dunbar, Sherman Oaks, Calif.

**15 DISTANCE** One-tube plans—25¢; One-tube Handbook—50¢. Includes Transistor experiments, catalog. Laboratories, 1131-L Valota, Redwood City, Calif.

**BUILD** Simple Test Equipment! Dcllar brings Guaranteed plans and instructions. Jones, Box 882, Hagerstown, Maryland 21741.



**ELECTRONIC ORGANS** tuned with record player, DIF-FROSTROBE disc and instructions \$1.00, Pulford Greaves, Box 33, Dearborn, Mich.

**HEAR AIRCRAFT, TOWER EMERGENCIES, WEATHER! POCKET, TRANSISTORIZED VHF RECEIVER \$9.95 POST-PAID. FREE DETAILS. TRANSCO, BOX 13482 NORTH COUNTY STATION, ST. LOUIS 38, MO.**

**INVISIBLE** beam transistorized burglar alarm. Complete Plans—\$2.00. Beck, 777 Ruth Drive, Newbury Park, Calif.

**TV CAMERA** under \$40.00—Completely transistorized space age flying spot scanner—Schematics, Photographs, Plans—\$3.00. Transistorized shocking cane—simple complete schematic—Plans—\$1.00. Beck, 777 Ruth Drive, Newbury Park, Calif.

**CB QSL-WPE-SWL Cards**—Attractive 2 colors, glossy white. Biggest selection of novelties. Call record books. Plastic card holders, Warning, Gag, Call letter signs, Decals, Identification badges, etc. NEW CATALOG No. 106 FREE! WOODY, 2611 Shenandoah, St. Louis, Mo. 63104.

**TELEPHONE EXTENSION IN YOUR CAR.** Answer your home telephone by radio from your car. Complete diagrams and instructions \$2.75. Don Britton Enterprises, 7906 Santa Monica Blvd., Hollywood 46, Calif.

**CONVERT** Standard transistor Radio into Radio-Intercom. Plans 50¢. Bill Crane, 4826 Granite Reef, Scottsdale, Arizona, 85257.

**POLICE RADAR DETECTOR** plus legal Jammer. Stop before Radar Speed Traps. Build for less than \$10; used with Car Radio. Complete Construction Details \$3.75. Don Britton Enterprises, 7906 Santa Monica Blvd., Hollywood 46, Calif.

**POWER** transistor: 2N155, 8.5 watts. Excellent for amplifiers. \$1.00 Free catalog. Western Components, Box 2581, El Cajon, Calif.

**RECORD TV** Programs at home. Easy to construct. Watch your favorite TV Shows whenever you wish. Complete Construction Details \$4.75. Don Britton Enterprises, 7906 Santa Monica Blvd., Hollywood 46, Calif.

**TRANSISTORS, SCR's** diodes, Nickel Cadmium batteries, meters, crystals, Components. Quality Guaranteed. Send 10¢ for Catalog. Electronic Components Co., P. O. Box 2902A, Baton Rouge, La. 70821.

**COLOR TV.** Convert your black and white TV to color. Completely Electronic. No Mechanical Gadgets. Costs about \$35. Construction Details \$4.75. Don Britton Enterprises, 7906 Santa Monica Blvd., Hollywood 46, Calif.

**QUAD** antenna information—3-4-5 elements. High gain. \$2.00. Methods, 509 Osage St., Neodesha, Kansas.

**ANSAPHONE.** Automatic Telephone Answering Machine delivers and takes messages. Build for under \$40. Plans \$4.75. Don Britton Enterprises, 7906 Santa Monica Blvd., Hollywood 46, Calif.

**TELEPHONE** Voice Switch: (LS-500). Actuates automatically and unattended any tape or wire recorder. Pictorial installation instructions included. \$23.75. Post Paid USA. WJS Electronics, 1525 No. Hudson, Hollywood, Calif. 90028.

**QSL'S** \$2.50/100. New catalogue-samples 10¢. Longbrook, Box 393-Y, Quakertown, N.J.

400:1 Transistor Ignition Coils. \$6.97 each. Send for free list of other parts. Fightmaster Distributors, 3936A Northwest 10th, Oklahoma City, Okla. 73107.

**TV CAMERA.** Build for less than \$50. Construction details \$4.75. Don Britton Enterprises, 7906 Santa Monica Blvd., Hollywood 46, Calif.

**TRANSISTOR** semikits CB, 6 meter, 2 meter, police and fire converters \$1.00 each. Sweep generator 100 kc to 100 mc \$2.00. Many other projects. Free catalog. Paulin Sales, Box 122A, Upland, Calif.

**TAIL TRANSMITTER. TINY** Transistorized Transmitter for the Private Eye. Signals its location for miles. Construction Details \$4.75. Don Britton Enterprises, 7906 Santa Monica Blvd., Hollywood 46, Calif.

**15W FLUORESCENT** lamp operation from car or boat battery. Complete plans and special transformer \$12.00. Plans only: \$2.00. Specify 6 or 12 volts. O & H Co., 335 Hoe Ave., Scotch Plains, N.J.

**ULTRASONIC DISHWASHER.** Cleans in seconds. Build for \$40.00. Plans \$4.75. Don Britton Enterprises, 7906 Santa Monica Blvd., Hollywood 46, Calif.

**YOU** have only one month left to send your dollar for the electronics buy of the century. Baker, R.R. 1, Greencastle, Indiana.

**PHONE VISION.** See the party to whom you are talking. Use your ordinary telephone with easy to build attachment. Uses your TV Receiver. Construction Plans \$4.75. Don Britton Enterprises, 7906 Santa Monica Blvd., Hollywood 46, Calif.

**TRANSISTOR** Ignition Coils, heavy-duty 400:1. \$8.50. Guaranteed. Free literature. Electrospecialties, Box 548, Trion, Georgia 30753.

**SPEAKERPHONE.** Bell System Type. Amplifies in both directions. Will not squeal. Plans \$4.75. Don Britton Enterprises, 7906 Santa Monica Blvd., Hollywood 46, Calif.

**TRI-AMP** transistorized audio amplifier, generator, tracer, CPO, mike tester, etc. Built-in speaker. Detailed plans with photos, \$2.00. ELECTRONI-KIT, 23958 Archwood, Canoga Park, Calif.

**JUNK YOUR** Distributor and Voltage Regulator. Improve automobile mileage and performance. Construction details for transistorized distributor and voltage regulator. No Moving Parts. Plans \$4.75. Don Britton Enterprises, 7906 Santa Monica Blvd., Hollywood 46, Calif.

**PICK** up hidden programs now on FM broadcast bands for continuous music without commercials. Build an SCA adapter. Detailed text with schematic \$3.00. Wired adapters \$75.00. We specialize in sub carrier activity equipment. Music Associated, 65 Glenwood Road, Upper Montclair, New Jersey.

**USED** amateur equipment, accessories, tubes, test equipment, for sale or trade. Send for list. Belvidere, 150 Sixth St., Bristol, Conn.

**CONVERT** any television to T.V. analyzer cost about \$4.00. Audio video signal tracers AGC oscilloscope horiz. vert. oscillator output, etc. Operates as T.V. plans \$2.00. Ripley T.V. Service, Box 2988, Ripley, Okla.

**MICROWAVE** Transmitter for X-band Radar speed trap, microwave relay station, intrusion and infiltration sensor. Build under \$40. Complete construction details, \$4.75. Somerset, Box 201, Edison, Pa. 18919.

**TRANSISTORS—10PNP** audio \$1.00—BC Engineering, 385 Ludlow, Stamford, Conn.

**110VAC** 60 cy from car generator. Powers lights, refrigerator, transmitter, receiver etc. Simple, easy to convert. Plans \$2.00. Tedco, Box 12098, Houston 17, Texas.

**DOLLARS AHEAD,** new CB transceivers, all makes. Write for quote. Pan, Box 016, Los Angeles 25.

**TRANSISTORIZED HIGH-FIDELITY PREAMPLIFIER** 2.5 mv. input 1.5 volts output NARTB \$12.95. Ken Gardner, Mead Ridge, Ridgefield, Conn.

**POWER** Supply Three outputs 7, 14, 20 volts DC 0.1 amps each. Input 115 volts, 60 Cycles. Excellent for Transistor Hobbyists and Experimenters. \$9.95 prepaid. Centron Company, Box 311, Harrington Park, N.J. 07640.

**CUSTOM** Engineered 400:1 Transistor Ignition Coils, Vacuum Molded Epoxy, no High Voltage Leakage. Many dollars less than ordinary Coils. Satisfaction Guaranteed. Send now and save. Only \$8.95 Postage Paid. Hoffman Enterprises 2068 West Century Blvd., Los Angeles, Calif.

**RIDER'S** Trouble Shooters Manuals. Volumes 1 thru 23. Best source of diagrams for antique radios. 1919 thru 1954. \$100.00. Freight collect. E. Olmstead, 3121 St. Louis, Rapid City, South Dakota.

**AMATEUR** radio and electronic equipment by owner. Send 5¢ stamp for list. Russell Frans, 743 Cardington Rd. W., Marion, Ohio.

**CLOSE OUTS**—New relays, capacitors, transformers, other parts. Original brand-name cartons. Complete list available. Diversified Technical Services, P. O. Box 432, Lafayette, Indiana.

**STEREO Amplifier:** Powerful two channel sixteen transistor circuit. Simple assembly. Precision etched circuit board eliminates 90% of the work. Kit contains circuit and complete plans. \$5.95. Stereo Designs, 901 Water St., Lumberton, N.C.

**RUBY Laser Kit** Including Ruby, 2 flash tubes and main components—\$215.00. Also Vacuum pump 10 microns Hg, 25 Liters—\$75.00 and 3000W, 115V DC Generator \$50.00. R. Wassmer, 10 Beech St., Butler, N.J.

## HAM EQUIPMENT

**MOBILE** transistorized power supply. A proven buy! Input: 12 to 14 volts dc. Output: 275 vdc at 100 milliamperes. Order direct from manufacturer! Wired and tested. Guaranteed! For negative ground only. Price \$18.88. Postpaid in USA! Technical Equipment Products Co., 106 Lynn St., Tullahoma, Tennessee.

**BUY, Sell, Trade.** Details 10¢. Lupi, 1225 Hillside Pl., North Bergen, N.J.

**CBERS' HAMS!** Compact AAA-1 Clipper-Filter kit triples talk-power, fits any CB transceiver, improves selectivity; \$10.99. Double reception with SK-3 Preselector for GW-10, GW-11; SK-4 for GW-12. Kit, \$8.99; wired, \$11.99. SK-20 Preselector, tunable 3.5-30 megacycles, kit, \$18.98, (featured page 64, October Popular Electronics). Noisejector, NJ-7, \$4.49. Prices postpaid! (Free kit, antenna list.) Holstrom Associates, P.O. Box 8640-E, Sacramento, Calif. 95822.

**BARGAINS!** Used Ham, CB, Test equipment offered by fellow readers in "Equipment Exchange." Interesting sample copy 10¢. Brand, Sycamore, Ill.

## HIGH FIDELITY

"**LOW**, Low quotes: all components and recorders. HiFi, Roslyn 9, Penna."

**HI-FI** Components, Tape Recorders, at guaranteed "We Will Not Be Undersold" prices. 15-day money-back guarantee. Two-year warranty. No Catalog. Quotations Free. Hi-Fidelity Center, 1797 (P) 1st Avenue, New York, N. Y. 10028.

**FREE!** Send for money saving stereo catalog #P7E and lowest quotations on your individual component, tape recorder, or system requirements. Electronic Values, Inc., 200 W. 20th St., New York, N.Y. 10011.

## WANTED

**CASH** Paid! Unused tubes, electronic equipment. Barry, 512 Broadway, N.Y.C. 12.

**QUICKSILVER,** Platinum, Silver, Gold. Ores Analyzed. Free Circular. Mercury Terminal, Norwood, Mass.

(**WANTED**) Cash Given: Used Electronic Equipment. Radio Research, P.O. Box 311, Kenmore Square, Boston 15, Mass.

## EQUIPMENT

**FREE** electronics catalog. Tremendous bargains. Electro-labs, Dept. C-621D, Hewlett, N.Y. 11557.

**WALKIE-TALKIES**—Communicate with friends, business associates, up to 5 miles. Service, construction, business, boating, hunting, Fire Dept., Police. Free Details. Sheirr Electronics Lab, 1490 Jesup Ave., 3M, Bronx, New York 10452.

July, 1964

## TUBES

**BEFORE** You Buy Receiving Tubes, Test Equipment, HiFi Components, Kits, Parts, etc. . . . send for your Giant Free Zalytron Current Catalog, featuring Standard Brand Tubes: RCA, GE, etc.—all Brand new Premium Quality Individually Boxed, One Year Guarantee—all at Biggest Discounts in America! We serve professional servicemen, hobbyists, experimenters, engineers, technicians. Why Pay More? Zalytron Tube Corp., 469-E Jericho Turnpike, Mineola, N. Y.

**TUBE** Headquarters of The World! Free Catalog (tubes, electronic equipment) write! Barry, 512 Broadway, N.Y.C. 12.

**BRAND** New Tubes. World's lowest prices on Radio, TV—industrial—special purpose tubes. Write for free parts catalog. United Radio., Newark, N.J.

**7" TV** test tube—\$6.99. Tubes—6146—\$2.95; 6211 (12AU7 equiv.) 39¢, 3 for \$1. Germanium diodes, tested, equiv. 1N34, 1N60 etc., 30 for \$1. Topat silicon rectifiers, 750 MA—1000 piv 75¢. Transistors tubes, resistors, condensers etc., bargain priced. Free catalog. Arcturus Electronics, Dept. ZD, 502-22nd St., Union City, N.J. 07087.

**RADIO & T.V.** Tubes—33¢ each. Send for free list. Cornell, 4213 University, San Diego, California 92105.

**TUBES WANTED,** all types, highest \$\$\$ paid. Lou-Tronics, 74 Willoughby Street, Brooklyn, N.Y. 11201, UL 5-2615.

## TAPE AND RECORDERS

**TAPE** Recorders, Hi-Fi, components, Sleep Learning Equipment, tapes. Unusual Values Free Catalog. Dressner, 1523PE, Jericho Turnpike, New Hyde Park 11, N. Y.

**SELF-Hypnosis** may help you many ways. New Tape or LP-record teaches you quickly, easily! Free literature. McKinley Company, Box 3038, San Bernardino, California.

**TAPE** Recorder Sale. Latest models \$10.00 above cost. Arkay Sales, 22-31 Riverside Ave., Medford 55, Mass.

**SAVE** 30-60% Stereo music on tape. Free bargain catalog/blank tape/recorders/Norelco speakers. Saxitone, 1776 Columbia Road, Washington D. C.

**RENT** Stereo Tapes—over 2,500 different—all major labels—free brochure. Stereo-Parti 1616-PE Terrace Way, Santa Rosa, California.

**TAPEMATES** MAKES AVAILABLE TO YOU—ALL 4-TRACK STEREO TAPES—ALL LABELS—POSTPAID TO YOUR DOOR—AT 40% COMBINED SAVINGS. FOR FREE BROCHURE WRITE TAPEMATES CLUB, 5280—P. W. PICO BLVD., LOS ANGELES, CALIF. 90019.

## SUPPLIES

**PORTABLE REFRIGERATOR**—16 pounds, battery operated in car or boat or 110V-AC house current. Office, spare for home. Free details—Sheirr Electronics Lab, 1490 Jesup Avenue, 3Q, Bronx, N.Y. 10452.

## PATENTS

**INVENTIONS;** Ideas developed for Cash/Royalty sales. Raymond Lee, 2104G Bush Building, New York City 36.

## HELP WANTED

**EARN** Extra money selling advertising book matches. Free samples furnished, Matchcorp, Dept. MD-74, Chicago 32, Illinois.

## REPAIRS AND SERVICES

**TV Tuners** rebuilt and aligned per manufacturers specification. Only \$9.50. Any make UHF or VHF. We ship COD. Ninety day written guarantee. Ship complete with tubes or write for free mailing kit and dealer brochure. JW Electronics, Box 51C, Bloomington, Indiana.

**TELEFIXIT** Alltime Bestseller Nontechnical TV Repair Book with Famous Troubleshooting Charts, 60¢ postpaid 2 for \$1.00. Telefixit, Box 714, Manhasset 4, N.Y.

**DIAGRAMS:** Radio \$1.00. Television \$1.30: Schematic Collector, 618 4th St., Newark, N.J. 07107.

## ELECTRONICS

**TINY Transistor F-M Transmitter** with Microphone. Listen, talk, play records over any F-M receiver 200' or more wirelessly. Complete. \$12.50. Free Details. Transco, Box 13482 North County Station, St. Louis 38, Mo.

## MUSIC

**SONGWRITERS**—Send your original lyrics to us today. Used for records etc. **MULTITONE MUSIC COMPANY**, 8819 West 88th Street, Overland Park, Kansas.

## INVENTIONS WANTED

**INVENTIONS** wanted. Patented; unpatented. Global Marketing Service. 2420-P 77th, Oakland 5, Calif.

**INVENTORS.** We will develop, help sell your idea or invention, patented or unpatented. Our national manufacturer clients are urgently seeking new items for outright cash sale or royalties. Financial assistance available. 10 years proven performance. For free information, write Dept. 41, Wall Street Invention Brokerage, 79 Wall Street, New York 5, N.Y.

## INSTRUCTION

**LEARN** While Asleep, hypnotize with your recorder, phonograph. Astonishing details, sensational catalog free! Sleep-Learning Association, Box 24-ZD, Olympia, Washington.

**FCC License** in 6 Weeks, First Class Radio telephone. Results Guaranteed. Elkins Radio School, 2603B Inwood, Dallas, Texas.

**HIGHLY**-Effective home study review for FCC commercial phone exams. Free literature! Wallace Cook, P. O. Box 10682, Pittsburgh, Pa. 15235.

**TECHNICAL WRITING.** Personal instruction by professional writers. Free lesson without obligation. Century Correspondence Schools, 1186 Fay, Largo, Fla.

## GOVERNMENT SURPLUS

**JEEPS** \$64.50, boats \$6.18, typewriters \$4.15, airplanes, electronics equipment, thousands more in your area, typically at up to 98% savings. Complete directory plus sample Surplus Marketletter \$1.00. Surplus Service, Box 820-J, Holland, Michigan.

**"GOVERNMENT SELLS"**.—Surplus Electronics; Oscilloscopes; Transceivers; Test Equipment; Radar; Walkie-Talkies; Boats; Jeeps; Aircrafts; Misc.—Send For—"U.S. Depot Directory-Procedure"—\$1.00—Service, Box 425 (ZE), Nanuet, N.Y.

**CONVERT** Inexpensive Surplus BC-659 to CB. Step by step plans \$2.00. Jay's CB Service, P.O. Box 173, Citrus Heights, Calif. 95610.

## FORMULAS AND PLANS

**BUILD Yourself!** Fantastic 200 MPG Carburetor! V-8, Six, Etc! Patent Drawings, Description, \$5.00. FraDor, Lakeville 5, Indiana 46536.

## PERSONALS

**INVESTIGATORS**, free brochure, latest subminiature electronic surveillance equipment. Ace Electronics, 11500-K NW 7th Ave., Miami 50, Fla.

**"HYPNOTIZE"** . . . One word . . . One fingersnap," on stage. Satisfaction—or refund. \$2.00. Hypnomaster, Box 9309-E8, Chicago 90.

## BOOKS

**AUTHORS!** Learn how to have your book published, promoted, distributed. **FREE** booklet "ZD," Vantage, 120 West 31 St., New York 1.

**SAMPLE** Copy 10¢. Circle Chess Journal. Box 326, Park Ridge, Ill. 60068.

## MAGAZINES

**ELECTRONIC** back issue magazines—sold, . . . bought. A. Landa, Clayton, Georgia 30525.

**AMERICANS**—Subscribe to Canada's Hobby and Service Magazine—"Electron." Exciting Ads, Stimulating articles \$5.00 one year. Box 796, Montreal 3, Canada.

## PHOTOGRAPHY—FILM, EQUIPMENT, SERVICES

**MEDICAL** Film—Adults Only—"Childbirth"—1 reel 8mm. \$7.50—16mm \$14.95. International-E, Greenvale, L.I., New York.

**SCIENCE Bargains**—Request Free Giant Catalog "CJ"—148 pages—Astronomical Telescopes, Microscopes, Lenses, Binoculars, Kits, Parts. War surplus bargains. Edmund Scientific Co., Barrington, New Jersey.

**IDENTIFY Yourself:** 100 professional photostamps reproduced by snapshot \$2.00. Free samples: Tote House, Box 2521Y, Hollywood, California 90028.

## BUSINESS OPPORTUNITIES

**INVESTIGATE** Accidents—Earn \$750 to \$1,000 monthly. Men urgently needed. Car furnished. Business expenses paid. No selling. No college education necessary. Pick own job location. Investigate full time. Or earn \$6.44 hour spare time. Write for Free Literature. No obligation. Universal, CZ-7, 6801 Hillcrest, Dallas 5, Texas.

**BUY** Direct from factories. Appliances, cameras, watches! Free details! Cam Co., 436 PE Bloomfield Ave., Verona, N. J.

**VENDING** Machines—No Selling. Operate a route of coin machines and earn amazing profits. 32-page catalog free. Parkway Machine Corporation, 715PE Ensor Street, Baltimore 2, Md.

**ELECTROPLATING** Equipment and supplies. All types for home workshops and industrial. Send \$1.00 (refundable) for equipment guide, formulas, operating data, catalog. HBS Equipment Division 90, 3445 Union Pacific Ave., Los Angeles 23, California.



**PHOTOGRAPHS** and Color Slides Wanted. To \$500.00 each. Information write Intraphoto, Box 74607, Hollywood 90004.

**I MADE \$40,000.00 Year by Mailorder!** Helped others make money! Start with \$10.00—Free Proof. Torrey, Box 3566-N, Oklahoma City 6, Oklahoma.

**EARN \$2.50 hour** assembling our small Lures and Flies for stores. Write: Lures, Lake Village 14, Arkansas.

**SELL HiFi Components**—As distributors handling all major brands of HiFi components, we can now offer dealerships to aggressive people who can sell full or part time. Knox Electronic, Dept. 564, Galesburg, Ill. 61401.

**FREE "Franchise Profit Letter"** sent to ambitious men who want to operate their own business. Describes wide range of opportunities in expanding franchise field. Write today. National Franchise Reports, PE-528, 333 North Michigan, Chicago 60601.

**MAIL Order Merchandise** that sells repeats. Generous profits. Orders drop shipped. New offer sent each month for one year. Literature imprinted in your name. Details free. General Enterprises, Box 303, Island Park, N.Y.

**"HOW To Establish Your Own Successful Mail Order Business,"** new information packed, 24 page booklet free. Direct Mail Guides, Inc., PE-C7, 4227 Herschel Bldg., Dallas, Texas.

**TREMENDOUS Profits** from New Coins! Free Details. Hickman, Box 4108-L, Memphis 4, Tennessee.

**MILLIONAIRE Possible!** Fabulous offer free. Universal, Box 675, San Antonio, Texas 78206.

**PIANO Tuning** learned quickly at home. Tremendous field! Musical knowledge unnecessary. Information free. Empire School of Piano Tuning. Dept. PE, Box 327, Shendoah Station, Miami, Florida 33145. (Founded 1935.)

**FREE Home "990 Successful, Little-Known Businesses."** Work home! Plymouth-717G, Brooklyn 4, New York.

**IMPROVE YOUR BUSINESS OPPORTUNITIES** by advertising in the **CLASSIFIED MARKET PLACE**. Our monthly readership of more than 400,000 electronics hobbyists assures you of success—and the low cost of just 75¢ a word requires only a minimum investment. **POPULAR ELECTRONICS' CLASSIFIED MARKET PLACE** is growing, and you can grow along with us by placing your ad in the next available issue. Send your advertising copy and remittance today to: Martin Lincoln, Classified Advertising Manager, **POPULAR ELECTRONICS**, One Park Avenue, New York, New York 10016.

## STAMPS

**TOPS!** Mystery lot of over 500 different world-wide only 35¢. Tremendous value! Approvals included. Offer to adults only. Littleton Stamp Co., Littleton Q12, New Hampshire.

**KENNEDY Memorial Stamp First Day Cover** beautifully engraved by Artcraft. 30¢ each. Artcraft, Box 1776, Maplewood, N.J. 07040.

## COINS

**CURIOUS** coins and odd paper money from seven countries! Yours for only 10¢. \$100,000 Confederate "money" facsimile bonus for promptness. Other interesting offers on approval. Littleton Coin Co., Littleton M12, N.H.

## EMPLOYMENT INFORMATION

**FOREIGN** Employment. Construction, other work projects. Good paying overseas jobs with extras, travel expenses. Write only: Foreign Service Bureau, Dept. D, Bradenton Beach, Florida.

**EMPLOYMENT Resumes.** Get a better job & earn more! Send only \$2.00 for expert, complete Resume Writing Instructions. J. Ross, 80-34 Kent St., Jamaica 32, N.Y., Dept. PE.

**ELECTRONICS Current Research Reports** List all Florida Electronics, Aircraft, Missile, Scientific Instrument Industries, firms, addresses. \$1.00 (Airmail \$1.25) Resumes, IBM Electric Typed on Bond. Photograph Optional. Free Sample. Bay Research, Box 818, Dept. 25, Palm Bay, Fla.

## EDUCATIONAL OPPORTUNITIES

**DETECTIVE** Profession. Home Study. Lapel pin, Certificate. Future. 2759AG W. Broadway, Los Angeles 41, Calif.

**LEARN While Asleep.** Remarkable, Scientific, 92% Effective. Details Free. ASR Founder, Box 7021, Dept. e.g., Lexington, Kentucky.

## MISCELLANEOUS

**HYPNOTIZE UNNOTICED! PATENTED** new hand device makes you a Hypnotist first day or refund! Hypnotist's Handbook included! \$2.00. Hypnosis Foundation, Box 487, La Mesa 9, California.

**NEW Vortex theory** for atoms and elementary particles as a unique and satisfactory structural explanation for the entire Periodic Table. Nuclear theory scrutinized and rejected. 1963 edition. 25¢ postpaid. C. F. Krafft, 4809 Columbia Road, Annandale, Virginia, 22003.

**SPANKEE!** New Fashioned Shingle! With old Fashion Results! \$1.00 prepaid. Spankee!, Box 466, Salem, Mass.

**BUSINESS CARDS \$3.95.** Rubber Stamps \$1.00. List Free. Alco, Box 244-Z, Urbana, Ill.

**HYDROMETERS**—Alcohol Testers. Saccharometers. Free Price Sheet. Research Enterprises, 29-MX Samoset Road, Woburn, Mass.

**PORTABLE STILL**—Complete plans and instructions. Distill two pints each fill. \$2.00. Bande Enterprises, Box 784, Wilmington, Delaware.

**BEER, Liquors, Wines!** Strong Formulas! Manual, \$2.00. (Supplies, Hydrometers, Barrels, Saccharometers, Prices Included.) Research Enterprises, 29-D Samoset Rd., Woburn, Mass.

**CHAMPAGNE,** home brew and wine recipes. \$1.00. Rayamel, Box 347, Algonquin, Ill.

**"WINEMAKERS!"** Powerful Recipes Booklet, \$2.00. (Hydrometers, Supplies Headquarters). Brugenheimer Company, Box 201-3, Lexington, Mass.

**ORGANIZE** National Electronic Experimenters Assn. Many advantages. Beautiful automobile decal, certificate, 1964-65 membership card and comprehensive information. Mail \$1.00 to: Association Councilors, 3675 Centinella, Mar-Vista, Calif. 90066.

**STAMMER—Stutter—No More.** (Dr. Young.) Write: Gaucho, Box 9309-E8, Chicago 90.

LET our more than 400,000 monthly readers learn of the advantages of doing their substantial mail order business with YOU! Your classified advertisement in the **CLASSIFIED MARKET PLACE** will cost little—only 75¢ per word—but you will be more than satisfied with the results achieved. New type style makes YOUR advertisement easier to read (thereby allowing you more exposure)—and you may run extra words in all capital letters for just 10¢ a word additional. The next available issue is September, and your payment and copy should be received by July 5th to insure insertion. Use the handy order coupon found in this section and send today to: Martin Lincoln, Classified Advertising Manager, **POPULAR ELECTRONICS**, 1 Park Ave., New York, N.Y. 10016.

**RAD-TEL'S**  
**AMAZING OFFER...**  
**YOUR CHOICE**

**IB3-IG3-IK3-IJ3**  
**FREE!**

**HURRY OFFER EXPIRES**  
**AUGUST 31, 1964**

**RAD-TEL'S QUALITY**  
**BRAND NEW TUBES**

**ONE YEAR GUARANTEE**

Rad-Tel will replace any tube that does not give efficient performance for 1 year from date of purchase.

**ONE TUBE FREE**

**IB3-IG3-IK3-IJ3**

with the purchase of every 10 Rad-Tel Quality  
**BRAND NEW TUBES**

up to **75% OFF\***  
**500 TYPES IN STOCK**

\*Manufacturers  
 Suggested List Price



**EACH TUBE INDIVIDUALLY & ATTRACTIVELY**  
**BOXED & BRANDED RAD-TEL**

**RAD-TEL TUBE CO. NOT AFFILIATED WITH ANY**  
**OTHER MAIL ORDER TUBE COMPANY**

| Qty. | Type | Price | Qty. | Type | Price | Qty. | Type | Price | Qty. | Type   | Price | Qty. | Type   | Price | Qty. | Type  | Price | Qty. | Type    | Price |
|------|------|-------|------|------|-------|------|------|-------|------|--------|-------|------|--------|-------|------|-------|-------|------|---------|-------|
| —    | 0Z4  | .79   | —    | 5AQ5 | .54   | —    | 6AX5 | .74   | —    | 6DA4   | .68   | —    | 65Q7GT | .93   | —    | 12A8  | .95   | —    | 12D7S   | .76   |
| —    | 1AX2 | .62   | —    | 5AT8 | .83   | —    | 6BA6 | .50   | —    | 6DE6   | .61   | —    | 6T4    | .93   | —    | 12A9S | .60   | —    | 12D7T   | .79   |
| —    | 1B3  | .79   | —    | 5BK7 | .86   | —    | 6BC5 | .61   | —    | 6DGG   | .62   | —    | 6T8    | .85   | —    | 12AT6 | .50   | —    | 12DT8   | .78   |
| —    | 1DN5 | .55   | —    | 5BQ7 | 1.01  | —    | 6BQ9 | 1.04  | —    | 6DJ8   | 1.21  | —    | 6U8    | .83   | —    | 12AT7 | .76   | —    | 12DW8   | .89   |
| —    | 1G3  | .79   | —    | 5BR8 | .83   | —    | 6BE6 | .55   | —    | 6DK6   | .59   | —    | 6V6GT  | .54   | —    | 12AU6 | .51   | —    | 12DZ6   | .62   |
| —    | 1J3  | .79   | —    | 5C9B | .81   | —    | 6BF5 | .90   | —    | 6DN6   | 1.55  | —    | 6W4    | .61   | —    | 12AU7 | .61   | —    | 12ED5   | .62   |
| —    | 1K3  | .79   | —    | 5CL8 | .76   | —    | 6BF6 | .44   | —    | 6DQ6   | 1.10  | —    | 6W6    | .71   | —    | 12AV6 | .41   | —    | 12EG6   | .62   |
| —    | 1R5  | .77   | —    | 5CQ8 | .84   | —    | 6BG6 | 1.70  | —    | 6DT5   | .81   | —    | 6X4    | .41   | —    | 12AV7 | .82   | —    | 12EK6   | .62   |
| —    | 1S5  | .75   | —    | 5EA8 | .80   | —    | 6BH8 | .98   | —    | 6DT6   | .53   | —    | 6X8    | .80   | —    | 12AX4 | .67   | —    | 12EL6   | .50   |
| —    | 1T4  | .72   | —    | 5EU8 | .80   | —    | 6BJ6 | .65   | —    | 6DT8   | .94   | —    | 7A8    | .68   | —    | 12AX7 | .63   | —    | 12EZ6   | .57   |
| —    | 1U5  | .65   | —    | 5J6  | .72   | —    | 6BJ7 | .79   | —    | 6EAB   | .79   | —    | 7AU7   | .65   | —    | 12AY7 | 1.44  | —    | 12F8    | .66   |
| —    | 1X2B | .82   | —    | 5T8  | .86   | —    | 6BK7 | .85   | —    | 6EB5   | .73   | —    | 7EY6   | .75   | —    | 12AZ7 | .86   | —    | 12FA6   | .79   |
| —    | 2AF4 | .96   | —    | 5U4  | .60   | —    | 6BL7 | 1.09  | —    | 6EB8   | .94   | —    | 7Y4    | .69   | —    | 12B4  | .58   | —    | 12FM6   | .50   |
| —    | 3AL5 | .46   | —    | 5U8  | .84   | —    | 6BN6 | .74   | —    | 6EM5   | .77   | —    | 8AU8   | .90   | —    | 12BD6 | .50   | —    | 12FR8   | .97   |
| —    | 3AU6 | .54   | —    | 5V6  | .56   | —    | 6BQ6 | 1.12  | —    | 6EM7   | .82   | —    | 8AW8   | .63   | —    | 12BE6 | .53   | —    | 12FX8   | .90   |
| —    | 3AV6 | .42   | —    | 5X8  | .82   | —    | 6BQ7 | 1.00  | —    | 6EU8   | .79   | —    | 8BQ5   | .60   | —    | 12BF6 | .60   | —    | 12GC6   | 1.06  |
| —    | 3BC5 | .63   | —    | 5Y3  | .46   | —    | 6BUB | .70   | —    | 6EV5   | .75   | —    | 8C7    | .63   | —    | 12BH7 | .77   | —    | 12J8    | .84   |
| —    | 3BN6 | .75   | —    | 6AB4 | .46   | —    | 6BX7 | 1.11  | —    | 6EW6   | .57   | —    | 8CM7   | .70   | —    | 12BK5 | 1.00  | —    | 12K5    | .75   |
| —    | 3BU8 | .78   | —    | 6AC7 | .96   | —    | 6BZ6 | .55   | —    | 6EY6   | .75   | —    | 8CN7   | .57   | —    | 12BL6 | .56   | —    | 12L6    | .73   |
| —    | 3BY6 | .58   | —    | 6AF4 | 1.01  | —    | 6BZ7 | 1.03  | —    | 6FG7   | .69   | —    | 8C7    | .74   | —    | 12BQ6 | 1.16  | —    | 12M7    | .69   |
| —    | 3CZ6 | .56   | —    | 6AG5 | .70   | —    | 6C4  | .45   | —    | 6FV8   | .79   | —    | 8EB8   | .94   | —    | 12BR7 | .74   | —    | 12SK7GT | .95   |
| —    | 3CB6 | .56   | —    | 6AM4 | .81   | —    | 6CB6 | .55   | —    | 6GM8   | .80   | —    | 8FQ7   | .56   | —    | 12BV7 | .76   | —    | 12SL7   | .80   |
| —    | 3CS6 | .58   | —    | 6AH6 | 1.10  | —    | 6CDS | 1.51  | —    | 6GK5   | .61   | —    | 9CL8   | .79   | —    | 12BY7 | .77   | —    | 12SN7   | .67   |
| —    | 3DG4 | .85   | —    | 6AK5 | .95   | —    | 6CG7 | 1.61  | —    | 6GK6   | .79   | —    | 11CY7  | .75   | —    | 12BZ7 | .86   | —    | 12SQ7GT | .91   |
| —    | 3DK6 | .60   | —    | 6AL5 | .47   | —    | 6CGB | .80   | —    | 6GN8   | .94   | —    | 12A4   | .50   | —    | 12CN5 | .56   | —    | 12U7    | .62   |
| —    | 3DT6 | .54   | —    | 6AM8 | .78   | —    | 6CL8 | .78   | —    | 6H6    | .58   | —    | 12AB5  | .30   | —    | 12CR6 | .67   | —    | 12V6    | .63   |
| —    | 3GK5 | .99   | —    | 6AQ5 | .53   | —    | 6CM7 | .69   | —    | 6J5GT  | .51   | —    | 12AC6  | .35   | —    | 12CU5 | .58   | —    | 12W6    | .71   |
| —    | 3Q4  | .63   | —    | 6AS5 | .60   | —    | 6CN7 | .70   | —    | 6J6    | .71   | —    | 12AD6  | .37   | —    | 12CU6 | 1.06  | —    | 12X4    | .47   |
| —    | 3V4  | .75   | —    | 6AT6 | .49   | —    | 6CQ8 | .92   | —    | 6K6    | .63   | —    | 12AE6  | .30   | —    | 12CX6 | .54   | —    | 17AX4   | .67   |
| —    | 354  | .63   | —    | 6AT8 | .86   | —    | 6CR6 | .60   | —    | 6S4    | .52   | —    | 12AF3  | .73   | —    | 12D4  | .69   | —    | 17DQ6   | 1.06  |
| —    | 4BQ7 | 1.01  | —    | 6AU4 | .85   | —    | 6CS6 | .57   | —    | 6S7    | .88   | —    | 12AF6  | .37   | —    | 12D8  | .83   | —    | 18FW6   | .49   |
| —    | 4CS6 | .61   | —    | 6AU6 | .52   | —    | 6CS7 | .69   | —    | 6SA7GT | 1.99  | —    | 12AJ6  | .52   | —    | 12DL8 | .88   | —    | 18FX6   | .53   |
| —    | 4DT6 | .55   | —    | 6AU8 | .87   | —    | 6CUS | .58   | —    | 6SM7   | 1.02  | —    | 12AL5  | .47   | —    | 12DQ6 | 1.04  | —    | 18FY6   | .50   |
| —    | 4GM6 | .60   | —    | 6AV6 | .41   | —    | 6CUB | 1.08  | —    | 6S7    | .88   | —    | —      | —     | —    | 12DQ6 | 1.04  | —    | —       | —     |
| —    | 5AM8 | .79   | —    | 6AW8 | .90   | —    | 6CV5 | .70   | —    | 6SK7GT | .95   | —    | —      | —     | —    | —     | —     | —    | —       | —     |
| —    | 5AN8 | .90   | —    | 6AX4 | .66   | —    | 6CY7 | .71   | —    | 6SL7GT | .84   | —    | —      | —     | —    | —     | —     | —    | —       | —     |
| —    | —    | —     | —    | —    | —     | —    | 6SN7 | .65   | —    | 6SN7   | .65   | —    | —      | —     | —    | —     | —     | —    | —       | —     |



**CHEATER CORD**  
 Easy to work on set while panel is off.  
 6 ft., No. 154 **29¢ ea.** Lots of 3—25¢ ea.



**TUBE SUBSTITUTION BOOK**  
 ■ Over 11,000 direct tube substitutes  
 ■ Only all-inclusive directory of electron tube equivalents:  
 — For USA electron tubes  
 — Substitutes for foreign tubes  
 — Picture tubes, newer models  
 — Picture tubes, older models  
 — transistor replacements  
 — Army-Navy, V.T. substitutes

**\$1.25** No. 193

**RAD-TEL TUBE CO.** TV, RADIO AND HI-FI  
 DEPT. PE 55 CHAMBERS STREET, NEWARK, NEW JERSEY 07105

TERMS: 25% deposit must accompany all orders, balance C.O.D. Orders under \$5 add \$1 handling charge plus postage. Orders over \$5, plus postage. Approx: 8 tubes per 1 lb. Subject to prior sale. No C.O.D.'s outside continental U.S.A.

**FREE!** Send For New Tube & Parts Catalog  
 Send For Trouble Shooting Guide

Fast, Dependable service — Selling direct by mail for over 16 years

**RAD-TEL Tube Co.** Total Tubes \$ \_\_\_\_\_  
 Dept. PE Total Part(s) \$ \_\_\_\_\_  
 55 Chambers Street Postage \$ \_\_\_\_\_  
 Newark, New Jersey 07105 Grand Total \$ \_\_\_\_\_

ENCLOSED IS \$ \_\_\_\_\_ Please rush order.  
**SEND:** \_\_\_\_\_ TUBE SUBSTITUTION BOOK, No. 193 @ 1.25 EACH  
 \_\_\_\_\_ Cheater Cord 29¢ ea. Lots of 3—25¢ ea. #154

Orders under \$5.00 - Add \$1.00 handling charge - plus postage.  
**FREE!**  Send FREE Tube and Parts Catalog  
 Send FREE Trouble Shooting Guide

NAME \_\_\_\_\_  
 ADDRESS \_\_\_\_\_  
 CITY \_\_\_\_\_ ZONE \_\_\_\_\_ STATE \_\_\_\_\_

**OUR 16th YEAR**

PRINTED IN U.S.A.



SEE  
WHAT'S NEW  
EXCITING  
IN...

# P.O.\*

## COMMUNICATIONS EQUIPMENT

Regency <sup>👑</sup> monitorradio



NEW RANGE GAIN TRANSCEIVER

**\* Professional Quality**

**RANGE GAIN—  
POSITIVELY THE FINEST CB TRANSCEIVER YOU CAN BUY**

RANGE GAIN is today the most popular and most wanted CB unit of all . . . offers every feature you could want in 2-way radio—and the power to make it really meaningful. Get the all-exclusive advantages of double side band reduced carrier as proved by Army, Navy, and Air Force communications; greater range, clarity of signal! 23 crystal controlled channels—transmit and receive included. Full 12-month warranty on unit and crystals. \$269.95.

**NEW FLIGHT MONITORADIO AIRCRAFT RECEIVER**



**FOR THE AVIATION ENTHUSIAST OR PROFESSIONAL PILOT**

No gimmicks here—you get solid voice communication where others fail! Clearly hear control towers, aircraft, approach control, etc. Nuvistor front end provides superior signal to noise ratio . . . 1 $\mu$ v sensitivity is best there is! The professional Flight Monitoradio outperforms "commercial grade" aircraft receivers with no-drift performance. Illuminated slide rule calibrated dial. 108 to 136 MC. 12-month guarantee. \$79.95.

**NEW MONITORADIO FM EMERGENCY RECEIVERS**



**FRESH NEW STYLING FOR "BEST BUY" EMERGENCY RECEIVERS—FIXED OR MOBILE**

Listen as police and fire calls tell of emergencies in your area . . . taxi and radio telephone calls reveal the busy activities of people on the go. Choose the receiver that best fits your needs from a Regency assortment providing a wide range of job-tested professional models. Select high or low band, crystal controlled or tuneable . . . from \$59.95 to \$169.95.

WE'LL BE GLAD TO SEND YOU COMPLETE INFORMATION ON ANY REGENCY PRODUCT.



**REGENCY ELECTRONICS, INC.**

7905 PENDLETON PIKE  
INDIANAPOLIS, INDIANA, 46226

PLEASE SEND ME INFORMATION ON YOUR

- Range Gain CB     Aviation Receivers  
 Emergency Police, Fire Receivers

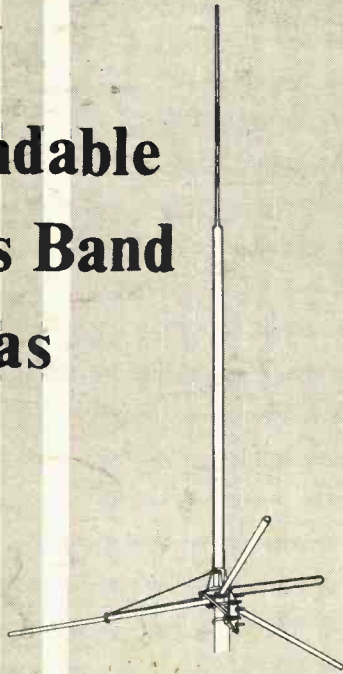
**ALL ITEMS ON THIS PAGE CARRY REGENCY'S EXCLUSIVE 12-MONTH GUARANTEE**

**CIRCLE NO. 19 ON READER SERVICE PAGE**



# MOSLEY'S Communication Antennas....

...Dependable  
Citizens Band  
Antennas



## MODEL UL-27

An Omni-Directional Vertical Ground Plane Antenna which overshadows all other antennas of similar type available today. This antenna has an extreme low angle radiation and a complete revolutionary matching system. These superior features combined with the world famous Mosley construction assures the CB'er of an out standing antenna for dependable communications.



## MODEL SWL-7

for 11, 13, 16, 19, 25, 31, and 49 meters.

....Outstanding  
Short Wave  
Antennas

The SWL-7 is inexpensive 7-band receiving dipole that uses little space yet offers real "DX-Ability". This is a complete antenna which is very easily installed. The SWL-7 is resonant over the full width of each of the seven bands.

In request of further information  
pertaining to above antennas  
write for literature code #2

**Mosley**

*Electronics Inc.*

4610 N. Lindbergh Blvd. - Bridgeton, Mo. 63044