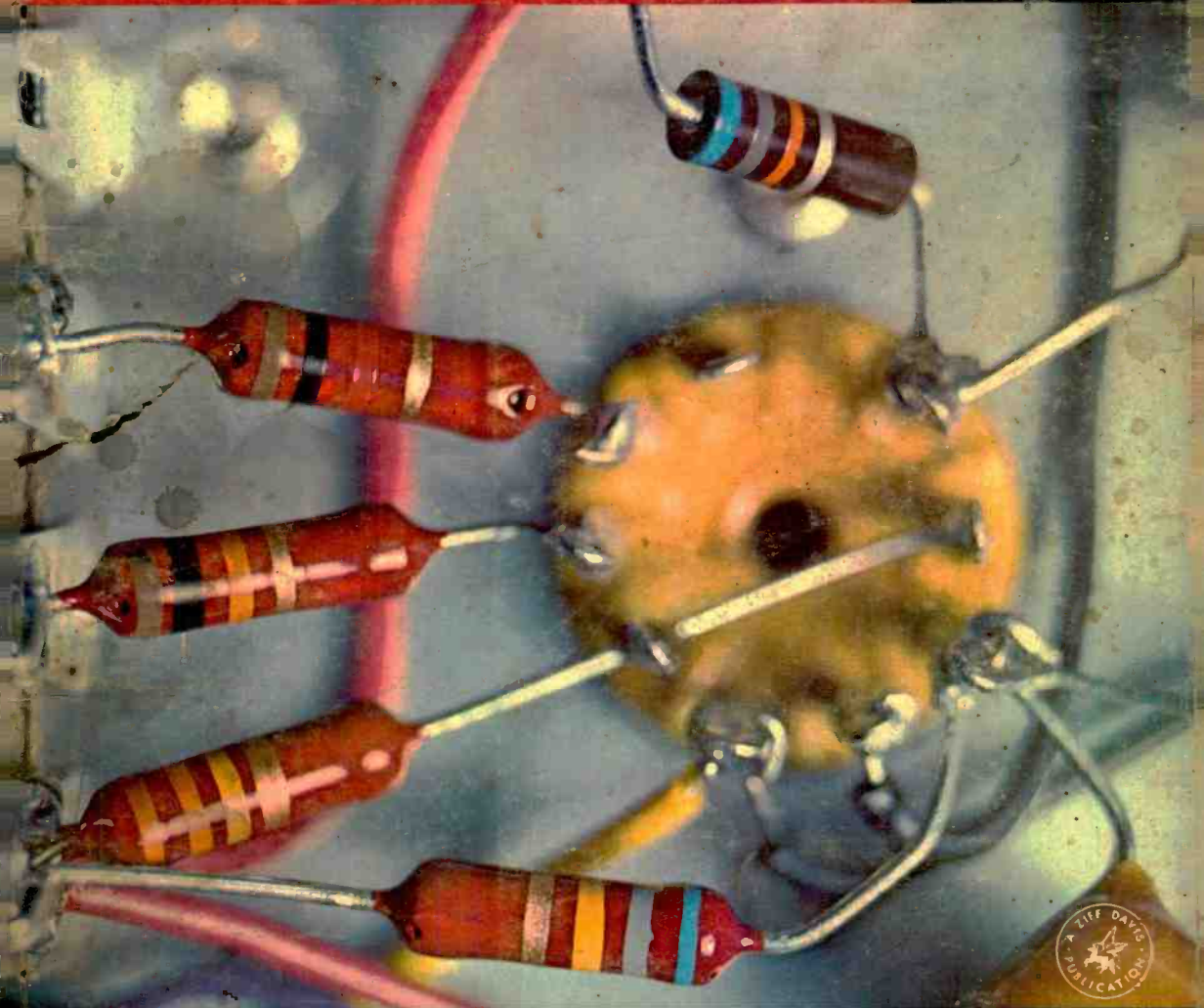


HOW TO PICK THE BEST BATTERY

POPULAR ELECTRONICS

DECEMBER
1962

35
CENTS



BUILD YOUR OWN

- Photoelectric Alarm
- Sound-Powered Telephone
- FM Tuning Indicator
- Vertical Antenna
- Crystal Preamplifier
- Code Practice Oscillator

Where You Train Is As Important As Your Decision To Train



Electronics is a growing and expanding industry. That's why so many ambitious men are deciding to train for careers in this exciting field. They recognize the opportunities to advance and prosper. But, *where* a man trains and *how* the school of his choice teaches Electronics . . . how it

encourages him to reach his goals and realize his ambitions . . . is most important to his success.

This is a fast changing world. A school offering Electronics courses must keep pace. That's why NRI—with nearly 50 years of specialized experience—now offers *eight* choices of training within the one field of Electronics. Select the course of most interest to you and receive the kind of home-study training that prepares you for a *specialized* career. NRI's large staff of specialists is always on the job keeping course material up-to-date . . . helping you earn your way while training . . . assisting you with job placement when ready. In short, whatever branch of Electronics you select, NRI is qualified through knowledge and experience to help you grow.



SPECIAL TRAINING EQUIPMENT INCLUDED

NRI "learn by practice" method is the time-proved way to learn easier, faster, better. Most NRI courses include—at *no extra cost*—special training equipment to give shop and laboratory experience in your own home. All equipment is yours to keep.



Projects you build, experiments you perform, make NRI lessons come to life. Complex subjects become interesting, easy to grasp. Your first projects are measuring voltage and current in circuits you build yourself. You use a Vacuum Tube Voltmeter which you construct. Later on, you progress into more involved experiments. If you like working with your hands, you'll enjoy learning Electronics with NRI.

THE PROVEN WAY TO BETTER PAY

Best of all, NRI provides training right in your own home and in your spare time. No time wasted getting to school. You fit study hours to your own schedule. You go as fast or as slow as you like. Check the training of most interest to you; cut out and mail the postage-free card now. Read about Electronics opportunities, NRI courses, the NRI trial plan, convenient terms.



AMERICA'S OLDEST AND LARGEST
RADIO-TV ELECTRONICS HOME-STUDY SCHOOL



Expanding uses of Electronics in industry, business, the military, are increasing the demand for trained Electronic Technicians. Electronics needs more Technicians than engineers—from four to seven times more! Electronics is changing our world, creating interesting and important career opportunities for those who qualify. NRI training prepares you.



Communications is the key to a fast-moving world, from the mobile radio in your car to the TV set in your home and the satellite in space. Technicians are needed to help operate and service transmitting equipment used in broadcasting, aviation, marine and mobile communications. Even a service Technician needs an FCC License today to work on C-Band and other Radio equipment. NRI trains you for your choice of Communications fields.



Television and Radio are bigger than ever. Color Television, after years of experimenting, is now moving ahead fast. Hi-fi stereo, PA systems, FM all mean money-making opportunities for you as a Service Technician in your own spare-time or full-time business, or working for someone else. NRI's time-tested training not only teaches you to fix sets, but shows you how to earn spare-time money soon after enrolling. Mail postage-free card.

Pick The Career You Want In The Wonderful Field of ELECTRONICS

1.

INDUSTRIAL-MILITARY ELECTRONICS

Learn Principles, Practices, Maintenance of Electronic equipment used today in business, industry, defense. Covers Electronic controls and measurement, computers, servos, telemetry, multiplexing, many other subjects.

2.

RADIO AND TELEVISION SERVICING

Learn to service and maintain AM-FM Radios, TV sets, Stereo Hi-fi, PA systems, etc. A profitable, interesting field for part-time or full-time business of your own.

3.

COMPLETE COMMUNICATIONS

A comprehensive training course for men seeking careers operating and maintaining transmitting equipment in Radio-TV Broadcasting or mobile, marine, aviation communications. Prepares you for FCC License.

4.

FCC LICENSE

Prepares you quickly for First Class License exams. Every communications station must have one or more FCC-licensed operators. Also valuable for Service Technicians. You train at home.

5.

MOBILE COMMUNICATIONS

Training in installation and maintenance of mobile equipment and associated base stations like those used by fire and police, taxi companies, etc. Prepares you for First Class FCC License exams.

6.

MARINE COMMUNICATIONS

Shipboard transmitting equipment, direction finders, depth indicators, radar are all covered in this course. You prepare for your First Class Radiotelephone License with Radar Endorsement.

7.

AVIATION COMMUNICATIONS

For men who want careers working with and around planes. Covers direction finders, ranges, markers, loran, shoran, radar, landing systems, transmitters. Prepares you for FCC License exams.

8.

MATH FOR ELECTRONICS

From basic arithmetic review to graphs and electronic formulas in one complete "short course" package of five carefully prepared texts. Quick, complete and low in cost.

MAIL POSTAGE-FREE CARD NOW



POPULAR ELECTRONICS



POPULAR ELECTRONICS is indexed
in the Readers' Guide
to Periodical Literature

This month's cover photo by Bruce Pendleton

VOLUME 17

DECEMBER 1962

NUMBER 6

Special Feature

- Look How They're Packaging Power..... James Joseph 41
What's new in batteries? Plenty—you'll find over 2000 dry cells on today's market, made to order for the transistorized space age we live in!

Electronic Construction Projects

- Coming or Going..... Arthur J. Davison 47
Handy Handset..... Harold P. Strand 52
Preamplifier for "Lazy" Crystals..... J. C. Chapel 57
Blinky..... William H. Minor 61
Aural Continuity Checker..... Philip E. Hatfield, W9GFS 63
Base-Insulating Your Vertical..... Howard S. Pyle, W7OE 66
Simple Field Strength Meter..... Herb S. Brier, W9EGQ 82

Amateur, CB, and SWL

- Satellites on the Air..... 14
All-American Five Goes CPO..... Howard C. Hall, 5W0564 46
Folded Dipoles..... Norman R. McLaughlin, W4GJR 54
More "Tower" To You..... David Moore 62
On the Citizens Band..... Matt P. Spinello, 18W4689 70
Short-Wave Report: POP'tronics Mailbag..... Hank Bennett, W2PNA 75
Across the Ham Bands: WRL "Meteor" SB-175 Transmitter..... Herb S. Brier, W9EGQ 81
Short-Wave Monitor Certificate Application..... 113

Audio and High Fidelity

- Hi-Fi Showcase..... 22
Hi-Fi Fundamentals..... 26
Add an Electronic Tuning Indicator to Your Heathkit AJ-31..... Charles S. Vallone 55

Electronic Features and New Developments

- POP'tronics News Scope..... 6
Flip Flap..... Sinclair 59
Beam on Wildlife..... Duane Valenty 65
How to Photograph Electronic Equipment..... Joseph Jaszgur 72
Hobnobbing with Harbaugh: The Student..... Dave Harbaugh 74
Electronic Numbers Quiz..... Robert P. Balin 77
Transistor Topics..... Lou Garner 78
Aiding an Instinct (a Carl and Jerry Adventure)..... John T. Frye, W9EGV 83
I Kits You Not..... Matt P. Spinello 92

Departments


- Letter Tray..... 8
Tips and Techniques..... 16
Coming Next Month..... 20
POP'tronics Bookshelf..... 28
Electronics Datebook..... 38
New Products..... 98
Index to Volume 17 (July-Dec., 1962)..... 114

Copyright © 1962 by ZIFF-DAVIS PUBLISHING COMPANY. All rights reserved.

POPULAR ELECTRONICS is published monthly by Ziff-Davis Publishing Company at 434 South Wabash Avenue, Chicago 5, Illinois. **Subscription Rates:** One year United States and possessions, \$4.00; Canada and Pan American Union Countries, \$4.50; all other foreign countries, \$5.00. Second Class postage paid at Chicago, Illinois, and at additional mailing offices. Authorized as second class mail by the Post Office Department, Ottawa, Canada, and for payment of postage in cash, December, 1962. Volume 17, Number 6.

Scott Stereo Tuner Kit Wins Rave Reviews from every Leading Hi-Fi Expert!

Just one year ago Scott introduced the LT-110 FM Stereo Tuner Kit. High Fidelity Dealers built this superb kit themselves, examined its many features, and recommended it without reservation. Enthusiastic kit builders deluged us with mail. Now the verdict is in from all the leading technical experts. Never before in the history of the industry has a single kit received such unanimous praise. We reprint a few excerpts below.



from Popular Electronics

A test model of the LT-110 was wired at POPULAR ELECTRONICS in just under five hours. Another 40 minutes was used for careful alignment and the tuner was "on the air." . . . The LT-110 met or exceeded all the manufacturer's detailed specifications on sensitivity, distortion, output level, a.c. hum, and capture ratio. . . . the audio response is excellent, being within ± 1 db, from approximately 20 to 16,000 cycles. . . . Channel-to-channel crosstalk is particularly excellent both in terms of uniformity and the fact that it holds up well above 10,000 cycles. . . . Frequency drift of the LT-110 from a cold start is extraordinarily low — less than 5 kc. The a.c. hum level (referred to 100% modulation) is low and exceeds the manufacturer's rating by 5 db. . . . It's difficult to imagine a kit much simpler to assemble than the LT-110. The full-color instruction book eliminates just about the last possible chance of wiring errors. . . . From a plain and simple operational standpoint, the LT-110 works well and sounds good."

Popular Electronics, Oct. 1962

from ELECTRONICS WORLD

"Construction time for the unit we tested was 6½ hours, without alignment. . . . in listening tests, the tuner showed its high useable sensitivity to good advantage. Using an indoor antenna which produced marginal signal to noise ratios on most other tuners we were able to get noise-free, undistorted stereo reception."

Electronics World, Nov. 1962

from AUDIO

"The LT-110 (is) so simple to build that we unhesitatingly recommend it for even the novice. . . . We found that the useable sensitivity (IHF_M) was 2.1 uv. . . . a fine stereo tuner and an unusually easy kit to build."

Audio, April 1962



from RECORD GUIDE

"It seems to me that every time I turn around I am building another of H. H. Scott's kits. And each time I end up praising the unit to the skies.

The Scott instruction books should be a model for the industry. They feature full-color, step-by-step, illustrated directions. Each resistor or other component is shown in the

progressive phases in its color code and in its proper position. . . .

This tuner kit has to be ranked on the same plane as H. H. Scott's factory-wired units. It is an excellent product. . . . very likely to give long, trouble-free service."

American Record Guide, Sept. 1962



Now Sonic Monitor* Added . . .

Scott's unique Sonic Monitor has now been added to the LT-110. This foolproof stereo signaling device tells you audibly when you are tuned to a stereo station. Just turn the switch to "Monitor", tune across the dial. When you hear the monitor tone you know you've tuned to a station broadcasting new FM Stereo.

LT-110 \$159.95 (slightly higher West of Rockies.)
*Patent Pending



H. H. Scott, Inc. 111 Powdermill Road
Maynard, Massachusetts Dept 520-12

Rush me complete details on your LT-110 FM Stereo Tuner Kit and other superb Scottkits. Be sure to include your new free Stereo Record, "The Sounds of FM Stereo" showing how new FM stereo sounds, and explaining important technical specifications.

Name _____
Address _____
City _____ State _____

Export: Morhan Exporting Corp., 458 Broadway, N.Y.C.
Canada: Atlas Radio Corp., 50 Wingold Ave., Toronto



why does Blonder-Tongue offer two new indoor boosters?

Let's talk straight-from-the-shoulder about indoor boosters. Transistor boosters provide higher gain and are more rugged, but they have one problem — overload (windshield wiper effect, loss of sync, etc.). If you use a transistor booster in an area with one or more strong TV or FM signals — *you may be buying too much booster!* On the other hand, tubed boosters perform very well in these areas — and what's more, they cost less.

That's why Blonder-Tongue has two new home indoor boosters — the transistor IT-4 Quadrabooster and the frame-grid tubed B-33 Amplicoupler.

The B-33 costs less than the transistor IT-4, \$19.95 as against \$33.00. In most cases, the extra cost of the IT-4 is more than justified by its remarkable performance and long life. However, if the B-33 can do the job, we don't want you to spend more than is necessary for the finest TV reception.

Which one is best for you? Try one, or both. They can be hooked up in seconds at the set terminals. Try them on all channels. With either an IT-4 or a B-33, you'll end up with the best TV reception possible.

BLONDER-TONGUE IT-4 TRANSISTOR QUADRABOOSTER • 4 to 8X increase of signal voltage for 1 set • improves reception on up to 4 TV or FM sets • long-life transistor • stripless terminals • exclusive neutralizing circuit minimizes overload. List **\$33.00**

BLONDER-TONGUE B-33 FRAME GRID AMPLICOUPLER • More than 2X increase of signal voltage for 1 set • Improves reception on up to 3 TV sets • Lowest price multi-set booster on the market. List **\$19.95**

Indoor or outdoor, VHF or UHF, tubed or transistor Blonder-Tongue offers the world's most complete line of signal boosters. See your service dealer today!

engineered and manufactured by

BLONDER-TONGUE

9 Alling St., Newark, N. J.

Canadian Div: Benco Television Assoc., Ltd., Tor., Ont.
Export: Rocke Int'l. Corp., N. Y. 16—CABLES: ARLAB

POPULAR ELECTRONICS

World's Largest-Selling Electronics Magazine

Publisher **PHILLIP T. HEFFERNAN**

Editor **OLIVER P. FERRELL**

Managing Editor **JULIAN M. SIENKIEWICZ, WA2CQL**

Art Editor **JAMES A. ROTH**

Associate Editors **RICHARD A. FLANAGAN**
MARGARET MAGNA

Draftsman **ANDRE DUZANT**

Amateur Radio Editor **H. S. BRIER, W9EGQ**

CB Editor **M. P. SPINELLO, 18W4689**

Semiconductor Editor **L. E. GARNER, JR.**

Short-Wave Editor **H. BENNETT, W2PNA**

Contributing Editor **J. T. FRYE, W9EGV**

Editorial Consultant **OLIVER READ, W4TWV**

Advertising Manager **WILLIAM G. McROY, 2W4144**

Advertising Service Manager **ARDYS C. MORAN**

ZIFF-DAVIS PUBLISHING COMPANY

Editorial and Executive Offices (ORegion 9-7200)
One Park Avenue, New York 16, New York

William B. Ziff, Chairman of the Board (1946-1953)
William Ziff, President

W. Bradford Briggs, Executive Vice President
Hershel B. Sarbin, Vice President and General Manager
M. T. Birmingham, Jr., Vice President and Treasurer
Robert P. Breeding, Circulation Director
Charles Hausman, Financial Vice President
Stanley R. Greenfield, Vice President

Midwestern and Circulation Office (WAbash 2-4911)
434 South Wabash Avenue, Chicago 5, Illinois
Midwestern Advertising Manager **JAMES WEAKLEY**

Western Office (CRestview 4-0265)
9025 Wilshire Boulevard, Beverly Hills, California
Western Advertising Manager, **WILLIAM J. RYAN, 11Q3002**

Foreign Advertising Representative
D. A. Goodall Ltd., London, England



SUBSCRIPTION SERVICE: All subscription correspondence should be addressed to POPULAR ELECTRONICS, Circulation Department, 454 South Wabash Avenue, Chicago 5, Illinois. Please allow at least six weeks for change of address. Include your old address as well as new—enclosing if possible an address label from a recent issue.

EDITORIAL CONTRIBUTIONS must be accompanied by return postage and will be handled with reasonable care; however, publisher assumes no responsibility for return or safety of art work, photographs or manuscripts.

Always say you saw it in—POPULAR ELECTRONICS

Here's the Newest Electronic Science Kits! They're Powered by the Sun!*

PERFORM AMAZING EXPERIMENTS WITH SPACE-AGE SOLAR CELLS

BY INTERNATIONAL RECTIFIER



7 Lab Models . . .
up to 75 Experiments!

Exclusive Master Control Panel on every lab. Indicator scope, galvanometer, signal buzzer, power switch, push-button switches.

Labs range in price from \$9.95 to \$39.95

*IR SOLAR CELLS
convert light into electricity

Learn Electronic and Photo-Electric Principles. Conduct experiments in Solar Energy, communications, electronic measuring and control systems.

Build "Electric Eye" Circuits for burglar alarms, counters and other light beam systems. Make hot-cold indicators, moisture detectors, etc.

Build Solar Powered Radios, telegraph sets, intercoms, public address systems, even your own fascinating remote control TV commercial killer!

Build Your Own Solar Powered Radio!

Be first with a radio powered by the sun. Easy to assemble, no soldering. Choose from 2 kits. Earphone: \$12.95. Speaker: \$19.95.

Get IR Science Kits in Toy, Hobby, and Electronic Parts Stores Today!

LOOK FOR THE
IOR
ON THE PACKAGE

Send for the **FREE BOOKLET "Solar Cells for Experimenters"**
Plus IR Lab. Catalog to Select Christmas Gifts!

DEPT. PE
INTERNATIONAL RECTIFIER, EL SEGUNDO, CALIF.

NAME _____ AGE _____

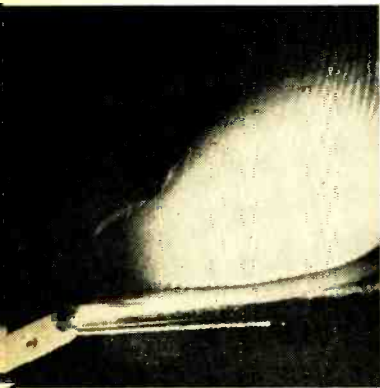
ADDRESS _____

CITY _____ ZONE _____ STATE _____

EDUCATIONAL PRODUCTS DIVISION: INTERNATIONAL RECTIFIER CORPORATION • EL SEGUNDO, CALIFORNIA



◀ **"BUILT-IN BOUNCE"** will preserve America's retaliatory punch in the event of atomic or nuclear attack. Thousands of springs, used in the assembly of shock isolation systems, are located beneath the earth at 57 "Titan II" intercontinental ballistic missile sites. The springs, made by Alco Products, Inc., in their Chicago Heights, Ill., plant, literally suspend the workings of the Titan II complex within the underground concrete and steel missile control and firing centers. Suspension of everything from light fixtures to entire floors will isolate equipment from shock waves and vibrations of anything short of a direct hit above a missile site.



◀ **HOT DIODE**—At left is a close-up of a new gallium arsenide diode that will transmit 20 television pictures simultaneously on a single beam of intense infrared light. Developed by the M.I.T. Lincoln Laboratory, with the joint support of the U. S. Army, Navy and Air Force, the diode converts an electrical input signal into a concentrated beam in a narrow spectral band, only 100 angstroms wide, centered at a wavelength of about 8600 angstroms. (There are 100 million angstrom units to a centimeter.) As you can see, the diode is considerably smaller than the finger pointing to it or the alligator clip holding it; the tiny device is located behind the hole in the center of the material it's mounted on, and the infrared light beam is emitted through this hole.



◀ **THE EYES HAVE IT**—The steady gaze of Orpheus, a scrubby little barnyard owl, is an important factor in Massachusetts Institute of Technology studies on the nervous system. The owl's pupillary system is being carefully scrutinized by a General Electric GE-225 computer in an effort to develop a clearer understanding of human nerve and brain disorders such as Parkinson's disease. The computer helps the M.I.T. neurologists investigate pupil contractions in a manner similar to other studies involving servomechanisms. The neurologists are concentrating on the eye because it's representative of other body systems and because it is externally located and easily observed. Orpheus is a good subject due to his unusually large eyes and generally complacent nature.



◀ **HOW HIGH IS UP?** When an airplane comes in for a landing, the pilot can't rely on his standard barometric altimeter—it doesn't tell him his height above the air strip, only above sea level. But the Sperry Gyroscope Company has developed a radar-operated low-level altimeter so accurate that it can even give the plane's altitude above the runway before it takes off. Designed for the U. S. Air Force, the altimeter is known as the APN-150 and fits flush in the wing of a plane, thereby introducing no air resistance. The instrument, accurate to ± 2 feet at very low altitudes, will allow Air Force planes to maneuver safely at heights previously impractical because of limited altitude measuring capabilities.

3 More Big Training Advantages



DeVRY TECH Exclusive!

WITH TRANSISTORIZED
METER . . . PLUS NEW "MODULAR
CIRCUITS" TO BUILD
AT HOME!

Now Prepare for **GOOD
JOB OPPORTUNITIES IN
ELECTRONICS** Faster—with

1. **METER** — Transistorized, Portable, AC/DC Multimeter
2. **SCOPE** — 5-inch New Streamlined Commercial-Type Oscilloscope
3. **ELECTRO-LAB*** — For 3-Dimension Circuit Building

To help you get ready **F-A-S-T-E-R . . .** and **THOROUGHLY . . .** for good-paying job opportunities in the fast growing Electronics field, DeVry Technical Institute now presents the newest and finest training advantages in its over 30 years of experience. Now . . . **AT HOME . . .** in your spare time, you prepare with "industry-type" home laboratory equipment. To provide real **PRACTICAL EXPERIENCE**, you build a quality Transistorized Meter and a 5-inch industrial-type Oscilloscope . . . work with small, 3-dimensional circuits on DeVry's new Design Console . . . use highly instructive home training movies . . . and follow up-to-date lessons with many time-saving fold-out diagram sheets.

Little wonder DeVry men qualify for such fine opportunities in Space-Missile Electronics, Automation, Computer Work, Radio-TV, Industrial Controls, and other fields.

You learn **PRACTICAL** techniques important in today's Space Age industry, because you build many **compact** circuits with the streamlined Electro-Lab, using **exclusive** solderless "modular connectors." You perform over 300 construction and test procedures in all! Your self-built test equipment has function-grouped controls, meter scales color-keyed to the panel markings—much like instruments used on today's jobs. What's so important, the home laboratory and the test equipment are **YOURS TO KEEP!**

INDUSTRY NEEDS TRAINED MEN

Through this remarkable 3-way method, DeVry Tech has helped thousands of ambitious men prepare for good jobs or their own profitable full-time or part-time service shops. It is the newest in a long series of **PRACTICAL** training aids that we have pioneered and developed in more than three decades of experience. Sound interesting? Then see how DeVry Tech may help **YOU**. Mail the coupon today.

From RADIO to SPACE- MISSILE ELECTRONICS

DeVry's training goes all the way from radio repair . . . to space-missile electronics. That's the range of subjects covered in its programs **AT HOME** or in its well-equipped training centers in Chicago and Toronto. You learn up-to-date techniques, working with new equipment, modern texts, movies—one of today's finest combinations of training equipment . . . geared for **RESULTS!**


EMPLOYMENT SERVICE

When you complete the program, DeVry's efficient Employment Service is ready to help you get started. There is no extra charge—ever—for this aid. **ACCREDITED MEMBER, NATIONAL HOME STUDY COUNCIL**

**DeVRY TECHNICAL
INSTITUTE**
CHICAGO • TORONTO



OSCILLOSCOPE



DESIGN
CONSULE

METER

* Trademark ©

MAIL COUPON FOR FREE FACTS

DEVRY TECHNICAL INSTITUTE 2082
4141 Belmont Ave., Chicago 41, Ill., Dept. PE-12-S

Please give me your two free booklets, "Pocket Guide to Real Earnings" and "Electronics in Space Travel"; also include details on how to prepare for a career in Electronics. I am interested in the following opportunity fields (check one or more):

- | | |
|--|---|
| <input type="checkbox"/> Space & Missile Electronics | <input type="checkbox"/> Communications |
| <input type="checkbox"/> Television and Radio | <input type="checkbox"/> Computers |
| <input type="checkbox"/> Microwaves | <input type="checkbox"/> Broadcasting |
| <input type="checkbox"/> Radar | <input type="checkbox"/> Industrial Electronics |
| <input type="checkbox"/> Automation Electronics | |

Name _____ Age _____

Address _____ Apt. _____

City _____ Zone _____ State _____

Check here if you face military service.

Canadian residents: Write DeVry Tech of Canada, Ltd.
970 Lawrence Avenue West, Toronto 19, Ontario

ults To many an experienced citizen:
LETTER
 on, we changed L2 to 7 or 8 turns of #22
TRAY
 e on a 1/4" slat-based frame. Constructi

Address correspondence for this department to:
 Letters Editor, POPULAR ELECTRONICS
 One Park Avenue, New York 16, N. Y.

Two Pleased Readers

■ Thanks for the "BC-Band DX Booster" (February 1961 issue). By substituting some equivalent values and employing junk-box parts, I kept the cost below a dollar. Used between a long-wire antenna and a 5-tube a.c./d.c. receiver, my booster really brings in some spectacular DX.

DOUG KEARNEY
 Picton, Ontario

■ I've just completed the "Loud-Speaking CPO" (April 1962 issue), and all I can say is that when you promised it would be *loud* you meant it. The sound quality is fine, and I recommend it to all prospective hams.

ROGER HARRISON
 Philadelphia, Pa.

High-Voltage Tesla Coil

■ Ever since I saw my first issue of your magazine about four years ago, I have become more and more interested in electronics. I have had

much success with several construction projects, but the one that interested me the most was "Tesla's Trickery" (May, 1960). I constructed six models of the Tesla coil, each using the parts of the previous model plus a few more, and was able to



boost the voltage on the last one to almost one megavolt—as compared to the original 20,000 volts.

GLENN A. WAYCHUNAS
 Drexel Hill, Pa.

Great going, Glenn, but are you sure you're not frightening the neighbors?

Older "Mello Monster"

■ At the very first glance, I noticed a startling resemblance between the "Mello Monster" (Oct., 1962) and an article entitled "A Homemade Exponential Horn," by E. E. Combs, Jr., which appeared in *QST* (Dec., 1939). In addition, the *QST* article referred to a paper of a more basic nature—no build-it-yourself tips—appearing three years earlier in the *Proceedings of the IRE*. This original paper was called "Combination Horn and Direct Radiator Loudspeaker," and was authored by H. F. Olson and R. A. Hackley. Although no dimensions

Pep up your tired CB rig...

with the new

TURNER 355C

New for Citizens Band and other mobile operation, the 355C and its cool brother 356C feature top performance, durability and style.

Both these new models come complete with hanger button and standard dash bracket for easy mounting. Equipped with 11" retracted, 5 foot extended coiled cord, wired for relay operation. Response: 80 to 7,000 cps. 355C output level is -50 db, 356C output is -54 db. Please specify model number when ordering.

MAIL COUPON FOR COMPLETE SPECIFICATIONS.

GENTLEMEN:

Please send literature on your Citizens Band microphones.

MICROPHONE COMPANY


946 17th Street N.E., Cedar Rapids, Iowa
 IN CANADA: Tri-Tel Associates, Ltd.
 81 Sheppard Avenue West
 Willowdale, Ontario

Name _____

Address _____

City _____

State _____



What Job Do You Want In Electronics?

Whatever it is, Cleveland Institute can help you get it!

Yes, whatever your goal is in Electronics, there's a Cleveland Institute program to help you reach it *quickly* and *economically*. Here's how: Each CIE program concentrates on electronics theory as applied to the solution of practical, everyday problems. Result . . . as a Cleveland Institute student you will not only learn electronics but *develop the ability to*

use it! This ability makes you eligible for any of the thousands of challenging, high-paying jobs in Electronics. Before you turn this page, select a program to suit your career objective. Then, mark your selection on the coupon below and mail it to us *today*. We will send you the complete details . . . without obligation . . . if you will act **NOW!**

Electronics Technology



A comprehensive program covering Automation, Communications, Computers, Industrial Controls, Television, Transistors, and preparation for a 1st Class FCC License.

First Class FCC License




If you want a 1st Class FCC ticket quickly, this streamlined program will do the trick and enable you to maintain and service all types of transmitting equipment.

Industrial Electronics & Automation



This exciting program includes many important subjects as Computers, Electronic Heating and Welding, Industrial Controls, Servomechanisms, and Solid State Devices.

Electronic Communications



Mobile Radio, Microwave, and 2nd Class FCC preparation are just a few of the topics covered in this "compact" program . . . Carrier Telephony too, if you so desire.

Broadcast Engineering



Here's an excellent studio engineering program which will get you a 1st Class FCC License and teach you all about Program Transmission and Broadcast Transmitters.

Mail Coupon TODAY For FREE Catalog

Cleveland Institute of Electronics

1776 E. 17th St., Dept. PE97
Cleveland 14, Ohio

Please send **FREE** Career Information prepared to help me get ahead in Electronics, without further obligation.

How to Succeed in Electronics



CHECK AREA OF MOST INTEREST -

- | | |
|---|--|
| <input type="checkbox"/> Electronics Technology | <input type="checkbox"/> First-Class FCC License |
| <input type="checkbox"/> Industrial Electronics | <input type="checkbox"/> Electronic Communications |
| <input type="checkbox"/> Broadcast Engineering | <input type="checkbox"/> _____
other |

Your present occupation _____

Name _____ Age _____
(please print)

Address _____

City _____ Zone _____ State _____ PE-97

Cleveland Institute of Electronics

1776 E. 17th St., Dept. PE97
Cleveland 14, Ohio



Accredited Member



Olson

FREE

Fill in coupon for a FREE One Year Subscription to OLSON ELECTRONICS' Fantastic Bargain Packed Catalog—Unheard of LOW, LOW, WHOLESALe PRICES on Brand Name Speakers, Changers, Tubes, Tools, Hi-Fi's, Stereo Amps, Tuners, and other Bargains.

NAME _____
 ADDRESS _____
 CITY _____ ZONE _____ STATE _____

If you have a friend interested in electronics send his name and address for a FREE subscription also.

OLSON ELECTRONICS
INCORPORATED

834 S. Forge Street Akron 8, Ohio



NEED A 110 V. A.C. OUTLET? IN CAR, BOAT, TRUCK, YOU HAVE IT, WITH A

terado POWER INVERTER

Actually gives you 110 volt, 60 cycle A.C. from your 6 or 12 volt D.C. battery! Plug inverter into cigarette lighter, and operate lights, electric shavers, record players, tape recorders, electric tools, portable TV, radios, testing equipment, etc. Frequency will not change with change in load. Models from 15 to 300 watts, priced as low as **\$12⁹⁵** LIST or input voltage.

See Your Electronic Parts Dealer or Jobber, or Write:

terado CORPORATION
 1057 RAYMOND AVENUE
 ST. PAUL 8, MINNESOTA

In Canada, ATLAS RADIO CORP. LTD. — Toronto, Ont.

Letter Tray

(Continued from page 8)

or details were given for sawing the plywood, the paper did discuss the horn mathematically and included sketches similar to those in the P.E. article.

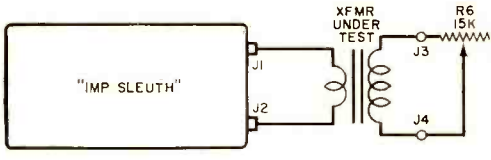
Incidentally, I built one of these speakers and baffles in 1942, and I still have the unit. The speaker is a 6" high-fidelity (for the year 1942) horn and gave excellent performance for a unit of that day.

IRA C. BECHTOLD
 La Habra, Calif.

Thank you very much for your enlightening letter, Ira; many of our readers should find this background information on the "Mello Monster" of interest. We knew that the basic design principles of the "Monster" were not original, but we were pretty sure that no enclosure of this particular design had appeared in print during the past five or ten years. Frankly, it never occurred to us to look as far back as the 1930's!

"Imp Sleuth"

■ Here's an innovation which should aid users of "The Imp Sleuth" (May, 1962, issue). The measurement of transformer primary impedance can be simplified by using a calibrated potentiometer of 15,000 ohms or more, as shown in the diagram. Using such a pot makes it unnecessary to bridge



various sized resistors across the primary of the transformer under test for a trial and error method of measurement. (Any pot can be calibrated with the aid of an ohmmeter.)

NESTOR A. RIVERA
 Trenque Lauquen, Argentina

Thanks for the tip, Nestor. We're sure many readers will make use of such a calibrated pot with their "Imp Sleuths."

Information, Please!

■ My old Emerson DP-332 receiver is great for SWL'ing on 20 meters, as these DX catches show: EA3JE, TG9US, CT1LA, and XE3AG. I also get some good results on other bands. Can you tell me what year this receiver was built?

PAUL O'MARA, WPE2CCO
 Central Beach, R.I.

■ Could you tell me where I can get a schematic for a 1946 Bendix radio (Model 0526E)? I am in the process of rebuilding such a receiver and need a schematic.

PHILIP DARBY
 Princeton, Mass.

Well, boys, suppose we do it this way; the information you want is in Supreme Publications!

Always say you saw it in—POPULAR ELECTRONICS

Through
HOME STUDY
or in
RESIDENT CLASSES

ELECTRONICS

— field of opportunity —

the Grantham Communications
Electronics Course prepares you
for your first class commercial
F.C.C. LICENSE

The Grantham home study course teaches you principles of electronics in a simple "easy-to-grasp" manner. Each new principle is explained first in *everyday language* and then, after you understand it, is associated with the proper *technical language*. You learn and remember more, because the emphasis is on *understanding* rather than on memorizing.

This correspondence course is directed toward two major objectives — (1) to *teach* you a great deal about electronics, and (2) to prepare you to *pass* all of the F. C. C. examinations required for a first class commercial operator's license. We teach you step by step and have you practice with FCC-type tests which you send to the School for grading and comment. You prepare for your F. C. C. examinations under the watchful direction of an instructor who is especially qualified in this field.

Grantham training is the easy way to learn more quickly — to prepare more thoroughly — for F. C. C. examinations. And your first class license is the quick, easy way to prove to your employer that you are worth more money.

Get details concerning *how* we can prepare you for your F. C. C. license and *how* that license can help you advance in electronics. Mail the coupon below to the home office of Grantham School of Electronics in Hollywood, Calif., and our free catalog will be sent to you promptly.

offers

interesting and profitable careers in
RADIO AND TV BROADCASTING • TWO-WAY RADIO COMMUNICATIONS • RESEARCH AND DEVELOPMENT • RELAY STATION MAINTENANCE • AUTOMATION ELECTRONICS • TECHNICAL WRITING IN ELECTRONICS • INDUSTRIAL ELECTRONICS • ELECTRONIC COMPUTERS • MILITARY ELECTRONICS • INSTRUMENTATION • TELEMETERING • AERONAUTICAL ELECTRONICS • SPACE ELECTRONICS

and many other
interesting and profitable fields of the present and future

To get ahead in electronics, you must have the proper training and your employer must know that you have that training. Your F. C. C. license is a "diploma" in communications electronics granted by the U. S. Government, and it is recognized as such by employers. Grantham School of Electronics specializes in preparing you to earn this diploma.

HERE'S PROOF... that Grantham students prepare for F. C. C. examinations in a minimum of time. Here is a list of a few of our recent graduates, the class of license they got, and how long it took them:

	License	Weeks
Thomas Schutte, 736 Clinton, Hamilton, Ohio	1st	12
Gary Harrison, 29 Spencer Drive, N. Kingston, R. I.	1st	12
Louis W. Pavek, 838 Page St., Berkeley 10, Calif.	1st	16
William F. Bratton, Jr., 435 Etna Street, Russell, Ky.	1st	12
Darrell E. Cloce, 25 E. 32nd St., Kansas City, Mo.	1st	12
Thomas J. Hoof, 216 S. Franklin St., Allentown, Pa.	1st	22
P. B. Jernigan, Route 2, Benson, North Carolina	1st	12
Edward R. Barber, 907 S. Winifred, Tacoma, Wash.	1st	20
Claude Franklin White, Jr., c/o Radio Sta. WJMA, Orange, Va.	1st	12
John M. Morgan, c/o KIRI-TV, 1530 Queen Anne Ave., Seattle, Wash.	1st	9 1/2

If you are interested in details concerning our training, indicate in the coupon below whether you prefer home study or resident classes, and mail the coupon to the School's home office in Hollywood, California — to the address given in the coupon — for free details.

Accredited by the National Home Study Council

GRANTHAM SCHOOL OF ELECTRONICS

HOLLYWOOD

SEATTLE

KANSAS CITY

WASHINGTON

FIRST CLASS F.C.C. LICENSE IN 12 WEEKS

Grantham resident schools are located in four major cities — Hollywood, Seattle, Kansas City, and Washington, D. C. Regularly scheduled classes in F. C. C. license preparation are offered at all locations. New day classes begin every three months, and new evening classes begin four times a year. The day classes meet 5 days a week and prepare you for a first class F. C. C. license in 12 weeks. The evening classes meet 3 nights a week and prepare you for a first class license in 20 weeks. For more information about the Grantham resident schools, indicate in the coupon the city of your choice and then mail the coupon to the School's home office in Hollywood, Calif. Free details will be mailed to you promptly.

GRANTHAM SCHOOL OF ELECTRONICS

1505 N. Western Ave.
Hollywood 27, Calif.
(Phone: HO 7-7727)

408 Marion Street
Seattle 4, Wash.
(Phone: MA 2-7227)

3123 Gillham Road
Kansas City 9, Mo.
(Phone: JE 1-6320)

821 - 19th Street, N.W.
Washington 6, D.C.
(Phone: ST 3-3614)

MAIL COUPON FOR FREE DETAILS — NO SALESMAN WILL CALL



(Mail in envelope or paste on postal card)

To: **GRANTHAM SCHOOL OF ELECTRONICS**
1505 N. WESTERN AVE., HOLLYWOOD 27, CALIF.

Gentlemen:

Please send me your free booklet telling how I can get my commercial F. C. C. license quickly. I understand there is no obligation and no salesman will call.

Name _____ Age _____

Address _____

City _____ State _____

I am interested in: Home Study Kansas City classes
 Hollywood classes Seattle classes Washington classes

23-T

FREE GIANT NEW 1963 CATALOG



BURSTEIN-APPLEBEE CO.

Dept. IE, 1012 McGee St., Kansas City 6, Mo.
 Rush me FREE 1963 B-A Catalog.

Name

Address

City..... State.....

SEND FOR IT TODAY

FREE

YOU SAVE MONEY!

RUSH US YOUR LIST OF HI-FI COMPONENTS FOR A VERY SPECIAL GROUP QUOTATION

WRITE FOR FREE AUDIO DISCOUNT CATALOG A-15

New low prices on tape recorders, amplifiers, tuners, loudspeakers, cartridges, etc.

KEY ELECTRONICS COMPANY
 120 LIBERTY STREET
 NEW YORK 6, N. Y.

Letter Tray

(Continued from page 10)

"Most-Often-Needed Radio Diagrams." Paul, in Vol. R-3 we find the first mention of the DP-332; and since this is the volume for 1940 radio circuits, we'd say the set was made around 1940. Phil, Supreme's Vol. 7 contains the schematic you're looking for.

BCB DX'ing

■ After reading Mr. Stanbury's article entitled "DX'ing the Broadcast Band" (Feb., 1962), I became extremely interested in this phase of radio. Thus far, I have logged 55 stations in 14 states and one foreign country. Now I have two questions, which I hope you can answer for me. First, do broadcast-band stations send out QSL cards, and second, are there any BCB DX Clubs?

LLOYD GOSA
 Americus, Ga.

■ In reading P.E. over the years, I have noticed that there is no regular coverage of BCB DX'ing. Is there some way that interested parties can keep in touch with the latest news?

STEVEN S. MORRISON
 WA2WIH, WPE2DDW
 Bayside, N. Y.

Lloyd and Steve, we'll answer the question you both have in common first. Many BCB DX'ers, as well as hams and SWL's, keep in touch with each other and the latest news through the Newark News Radio Club, 215 Market St., Newark 1, N. J. This club has a monthly bulletin which covers the broadcast band in addition to the amateur and short-wave bands. As for QSL cards, Lloyd, we're sure that you and other BCB DX'ers will be happy to know that many stations do send them out. —30—

THIS MONTH'S COVER

"Pretty as a picture?" The circuitry in almost any kit can be—if it's wired by a kit-builder who cares. The one on the cover was! We were so taken with its colorful "twistings" that we decided it merited a little more attention than it was getting. So, instead of leaving it forever buried under a chassis, we put a portion of it on this month's cover! What you see there is a stage in Fisher's KX-200 integrated stereo amplifier. Tests are now being run on the KX-200, and you'll want to read all about it in *Hi-Fi Lab Check* next month (i.e., next year).

NOW with TRANSISTOR POWER supply



MODEL 100 A TRANSCEIVER WITH
NEW DYNAMIC MICROPHONE



CLIPPER/FILTER AMPLIFIER



EXTERNAL SPEAKER S/METER

INTERNATIONAL MODEL 100 A EXECUTIVE TRANSCEIVER

International's new Model 100 A is the latest in the outstanding line of Executive transceivers. The advanced design Executive features a *transistor power supply*, *new perforated metal cabinet*, and a *new rugged microphone* . . . all of which contribute to a more reliable mobile operation.

The Model 100 A . . . the finest of its kind, also features:

- Crystal filter for improved receiving
- Twelve crystal controlled transmit positions
- Two crystal controlled receive positions
- Dual conversion superheterodyne receiver tuning 23 channels
- Built-in calibration circuit
- N R squelch
- Provision for connecting external speaker and S/meter
- Push-to-talk operation
- Transistor power supply operates from 6/12 vdc or 115 vac

Model 100 A, complete with 1 transmit crystal, 1 receive crystal, and microphone..... \$199.50

External Speaker and S/Meter

The perfect companion for the International Executive Model 100. Utilizes a high impedance vacuum tube volt meter circuit. Connects to socket on rear of transceiver. S/meter reads in three ranges. Brown cabinet, brown and silver panel matches Executive transceiver.

Complete with interconnecting cable.....\$49.50

Executive Speech Clipper/Filter Amplifier

A microphone amplifier designed to increase average modulation . . . limits modulations peaks . . . filters

audio frequencies above 2500 cycles. Permits arm's-length microphone operation. Power requirements: 12 vac or 12 vdc.

Complete with interconnecting cable..... \$36.50

12.6 VAC, 2 Ampere Power Unit

Base station power unit for Speech Clipper/Amplifier. Operates from 115 vac. Provides 12.6 vac at 2 amperes.

Complete with mounting chassis, power cord, fuse, switch..... \$12.50

Citizens Band licensees with International equipped stations know the unquestioned superiority and advantages of Executive transceivers and their system engineered accessories.

See your authorized International dealer today.





The following satellites, launched by the United States and the Soviet Union, were reported to have beacon and telemetry transmissions as of October 10, 1962. The satellites are listed by their code names, according to frequency; because some transmit on more than one frequency, they appear more than once.

Explorer VII*	19.990 mc.
Discoverer XXXVI	20.005 mc.
Transit IVA	54.000 mc.
Courier IB	107.970 mc.
TIROS I	107.997 mc.
TIROS III	108.000 mc.
Vanguard I*	108.024 mc.
TIROS III	108.030 mc.
Telstar	136.050 mc.
Transit IVA	136.200 mc.

TIROS IV	136.230 mc.
TIROS V and TIROS VI	136.235 mc.
Explorer XIV	136.440 mc.
Injun SR-3	136.500 mc.
Traac*	136.650 mc.
OSO I	136.744 mc.
Transit IVB	136.800 mc.
TIROS IV	136.920 mc.
TIROS V and TIROS VI	136.922 mc.
Alouette	136.979 mc.


Transit IVA	150.000 mc.
Transit IIA	161.990 mc.

Transit IIA	215.990 mc.
Midas IV	228.200 mc.
Midas IV	232.400 mc.

*Signal may be very weak

At least four more satellites are in orbit and may be transmitting. However, these are so-called "secret" satellites launched by the U.S. Air Force.

If you're interested in eavesdropping on satellites, and missed our June 1962 article on the NASA-136 converter, we recommend that you look it up. Easy to construct, this sensitive converter can intercept the satellites operating in the 136-137 mc. band.



Free Call letters and pen or pencil holder. This serviceable desk unit is yours upon request.

Print identification call letters or name. Limit to seven characters

PLEASE SEND ME INFORMATION CONCERNING:

- | | |
|--|--|
| <input type="checkbox"/> MOSLEY CB Antennas | <input type="checkbox"/> MOSLEY LO-Ten Coax |
| <input type="checkbox"/> MOSLEY Towermaster Towers | <input type="checkbox"/> MOSLEY TV Antenna Accessories |
| <input type="checkbox"/> MOSLEY Trapmaster Antennas | <input type="checkbox"/> MOSLEY Hi-Fi/Stereo Accessories |
| <input type="checkbox"/> MOSLEY CM-1 Communication Receivers | |

I AM INTERESTED IN THE ABOVE AS AN:

- Amateur Operator
- Popular Electronics Monitor
- CB Operator
- Technician
- Hi-Fi/Stereo Enthusiast

FILL OUT AND MAIL TO.....



PRINT IN INK

NAME

ADDRESS

CITY and STATE

how will your success in electronics compare with this man's?

*Will you have a rewarding career,
like Robert N. Welch? Or will you
never get beyond a routine job?*

It's up to you.



SUPERVISING A FREQUENCY MEASUREMENT in the Precision Measurement Equipment Laboratory at Vandenberg Air Force Base is CREI grad Robert N. Welch. He is a Philco Tech Rep Engineer and a Section Leader in the Lab.

LET'S LOOK AT THE FACTS. Men with ordinary qualifications may always be accepted for routine, low-paying jobs. But for critical technical assignments in well-paying career positions with engineering status—where electronics is applied to the frontiers of the missile and space programs—only men with advanced technical knowledge will do.

MEN LIKE ROBERT N. WELCH enjoy interesting and rewarding careers because they have equipped themselves with the practical and up-to-date knowledge of advanced electronic engineering technology which industry demands. Mr. Welch was a technician when he enrolled in a CREI Home Study Program. Today he is a Philco Corp. engineer with a responsible assignment at Vandenberg Air Force Base, launching site for intercontinental ballistic missiles.

YOU HAVE THE SAME OPPORTUNITY. CREI offers you, for study at home, a complete program in electronic engineering technology designed to equip you with the practical knowledge of electronic developments required for well-paying positions and put you on the level of specialization where men are most in demand and progress most rapid.

FOLLOW THE FOOTSTEPS of thousands of CREI men who hold positions as associate engineers, engineering aides, field engineers, project engineers and technical representatives.

YOU ARE GUIDED and assisted with personal attention from CREI's staff of experienced instructors. You study courses to which a number of leading engineers and scientists have made substantial contributions.

CHOOSE FROM PROGRAMS covering every important field of electronics:

- Servomechanisms • Radar • Instrumentation • Computers • Aeronautical and Navigational • Communications • Aero-Space • Television • Automation and Industrial Engineering Technology • Nuclear Engineering Technology

CREI EDUCATION IS RECOGNIZED by such large corporations as Pan American Airways, Federal Electric Corp., The Martin Co., Canadian Broadcasting Co. and Mackay Radio. They pay all or part of CREI tuition for their employees.

CREI HAS 35 YEARS OF EXPERIENCE in advanced technical education through home study. CREI has developed electronics courses for the Army Signal Corps, special radio technician courses for the Navy and group training programs for leading aviation and electronics companies. CREI also maintains a Residence School in Washington, D. C. and invites inquiries from high school graduates.

YOU CAN QUALIFY for a CREI Correspondence Program, if you have basic knowledge of radio or electronics and are a high school graduate or the equivalent. If you meet these qualifications, send for the FREE 1963 edition of our 58-page book describing CREI Programs and career opportunities in electronics. Use coupon below, or write to: The Capitol Radio Engineering Institute, Dept. 1212-K, 3224 Sixteenth St., N. W., Washington 10, D. C.

Mail coupon today for FREE 58-page book
—1963 Edition Now Available

CREI

THE CAPITOL RADIO ENGINEERING INSTITUTE *Founded 1927*
Dept. 1212-K, 3224 Sixteenth St., N.W., Washington 10, D. C.

Please send me details of CREI Home Study Programs and Free Book.
"Your Future in Electronics and Nuclear Engineering Technology."
My qualifications are noted to obtain immediate service.

CHECK FIELD OF GREATEST INTEREST:

- | | |
|---|--|
| <input type="checkbox"/> Electronic Engineering Technology | <input type="checkbox"/> Nuclear Engineering Technology |
| <input type="checkbox"/> Servo and Computer Engineering Technology | <input type="checkbox"/> Automation and Industrial Electronic Engineering Technology |
| <input type="checkbox"/> Aero and Navigational Engineering Technology | <input type="checkbox"/> Communications |

Name Age
Address
City Zone State
Employed by
Type of present work
Education: Years High School Other
Electronics Experience
Check: Home Study Residence School G. I. Bill


34

priced from \$109.50...

HAND-HELD, MOBILE, BASE STATION

2-WAY RADIO

VIKING MESSENGERS



Now, 3 feature packed Johnson Messengers... outperforming everything else in the field!

Compact, hand-held 100 milliwatt or 1 watt "Personal Messengers", Rugged and reliable—11 transistors, 4 diodes! Superheterodyne receiver and exclusive tuned RF amplifier gives twice the sensitivity and 40% more range than similar units with conventional circuitry—more output than similar units with same rated inputs!

For mobile or base stations—performance proved Viking "Messenger" punches your signal across the miles! High efficiency design makes full use of maximum allowable legal power. Excellent receiver sensitivity and selectivity. Automatic "squeech" control—5 channel coverage. Only 5 1/2" x 7" x 1 1/2", easy to install anywhere!

WRITE TODAY for information packed 4 Color Catalog



Manufacturers of the world's most widely used personal communications transmitters.



E. F. JOHNSON COMPANY


2407 10th Ave. S.W., Waseca, Minnesota

Please rush "Messenger" details to:

NAME _____

ADDRESS _____

CITY _____ STATE _____



Send for NEW FREE CATALOG #962 with oscillator circuits

Citizen Band Class "D" Crystals

3rd overtone — .005% tolerance — to meet all FCC requirements. Hermetically sealed HC6/U holders. 1/2" pin spacing. .050 pins. (Add 15c per crystal for .093 pins). **\$2.95 EACH**

ALL 23 CHANNELS IN STOCK: 26.965, 26.975, 26.985, 27.005, 27.015, 27.025, 27.035, 27.055, 27.065, 27.075, 27.085, 27.105, 27.115, 27.125, 27.135, 27.155, 27.165, 27.175, 27.185, 27.205, 27.215, 27.225, 27.255.

Matched crystal sets for ALL CB units (Specify equipment make and model numbers) **\$5.90 per set**

RADIO CONTROL CRYSTALS in HC6/U HOLDERS—SIX FREQUENCIES

In stock for immediate delivery (frequencies listed in megacycles): tolerance .003%, 1/2" pin spacing, .050 pin diameter. (.093 pins available, add 15c per crystal). Specify frequency.

26.995, 27.045, 27.095, 27.145, **\$2.95 EACH**
27.195, 27.255 (add 5c per crystal for postage and handling)

ENGINEERING SAMPLES and small quantities for prototypes now made at either Chicago or Fort Myers plants with 24 hour service. IN CHICAGO, PHONE GLadstone 3-3555

IF YOUR PARTS DEALER DOESN'T STOCK Texas Crystals, order direct and send us his name.

RUSH YOUR ORDER NOW TO

TEXAS CRYSTALS

Div. of Whitehall Electronics Corp.

1000 Crystal Drive, Fort Myers, Florida Dept. P-122 Phone WE 6-2100

FOR SHIPMENT VIA FIRST CLASS MAIL AT NO EXTRA COST ATTACH THIS ADVT. TO YOUR ORDER!

Tips and Techniques



HEAT SINKS FROM ALLIGATOR CLIPS

When leads from a pair of heat-sensitive components (such as transistors, diodes, miniature capacitors, etc.) are being soldered together, two heat sinks are required. Though long-nosed pliers do a fine

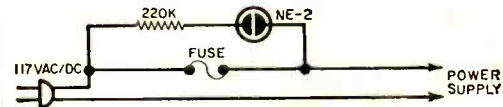


job of drawing away heat, it's not easy to hold two pairs and solder, too. So before starting on your next project, try making up a heat sink like the one pictured here. It's nothing more than a pair of alligator clips connected together with a short piece of heavy, stranded wire. Clip it across a joint before soldering and your troubles are over.

—Robert E. Kelland

BLOWN FUSE INDICATOR

A neon lamp and a resistor are all that are needed to indicate a blown line fuse in your equipment. Solder a 220,000-ohm, 1/2-watt resistor in series with an NE-2 neon bulb and connect them across the fuse, as



indicated in the diagram. Now, when the fuse blows, the bulb will glow. With the bulb mounted on the front panel of your receiver or transmitter, you'll never be in doubt as to whether a line fuse has blown or something else is the matter.

—Charles D. Rakes

ADAPTERS CONVERT PROBE TIPS TO ALLIGATOR CLIPS

If your multimeter has test leads terminating in probe tips, you've probably had oc-

(Continued on page 19)

Always say you saw it in—POPULAR ELECTRONICS

NOW!
at a price
you can afford!

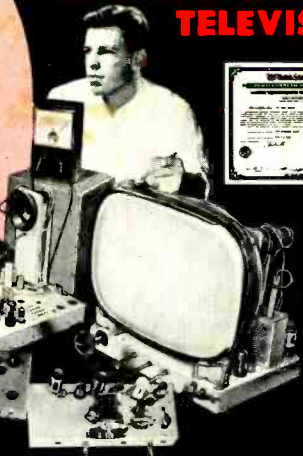
MAKE MORE MONEY in ELECTRONICS TELEVISION-RADIO

**BETTER...MORE COMPLETE...LOWER COST...
WITH NATIONAL SCHOOLS SHOP-METHOD
HOME TRAINING!**

BETTER... Training that is proved and tested in Resident School shops and laboratories, by a School that is the **OLDEST** and **LARGEST** of its kind in the world.

MORE COMPLETE... You learn **ALL PHASES** of *Television-Radio-Electronics*.

LOWER COST... Other schools make several courses out of the material in our **ONE MASTER COURSE** . . . and you pay more for less training than you get in our course at **ONE LOW TUITION!**



**Prepare
for your
F.C.C. LICENSE**

- Be prepared for secure future in
- INDUSTRIAL ELECTRONICS
 - COMPUTERS
 - GUIDED MISSILE SYSTEMS
 - ELECTRONIC CONTRCLS
or go into . . .
 - COLOR TV REPAIR
 - HI-FI AND SCUND SYSTEMS
 - BROADCASTING STUDIOS
 - INSTALLATION



TOP PAY... UNLIMITED OPPORTUNITIES LIFETIME SECURITY CAN BE YOURS!

You are needed in the Television, Radio, and Electronics industry! Trained technicians are in growing demand at excellent pay—in **ALL PHASES**, including Servicing, Manufacturing, Broadcasting and Communications, Automation, Radar, Government Missile Projects.

NATIONAL SCHOOLS SHOP-METHOD HOME TRAINING, with newly added lessors and equipment, trains you in your spare time at home, for these unlimited opportunities, including many technical jobs leading to supervisory positions.

YOU LEARN BY BUILDING EQUIPMENT WITH KITS AND PARTS WE SEND YOU. Your National Schools course includes thorough Practical training—**YOU LEARN BY DOING!** We send you complete standard equipment of professional quality for building various experimental and test units. You advance step by step, perform more than 100 experiments, and you build a complete TV set from the ground up that is yours to keep! A big, new TV picture tube is included at no extra charge.

EARN AS YOU LEARN. We'll show you how. Many students pay for their course—and more while studying.

**GET THE BENEFIT OF OUR
OVER 55 YEARS EXPERIENCE**

APPROVED FOR
GI TRAINING



ACCREDITED
MEMBER



NATIONAL TECHNICAL SCHOOLS

World-Wide Training Since 1905
Write to Dept. R2G
4000 So. Figueroa Street
Los Angeles 37, California

YOU GET...

- 19 Big Kits—**YOURS TO KEEP!**
- Friendly Instruction and Guidance
- Job Placement Service
- Unlimited Consultation
- Diploma—Recognized by Industry
- **EVERYTHING YOU NEED FOR SUCCESS!**

**IMPORTANT
SEE OTHER SIDE**


THESE TWO FREE BOOKS TELL HOW

SEND FOR FREE FULLY-ILLUSTRATED BOOK AND ACTUAL LESSON TODAY. Your own copy of "Your Future In Electronics-Television-Radio" will be mailed to you at once. No salesman will call; there is no obligation. Cut out card along dotted lines, fill in and rush air-mail today!
NO POSTAGE NECESSARY.

CUT OUT AND MAIL THIS CARD TODAY

Yes, I want to make more money in Electronics-TV-Radio. Send me your **FREE** Fully-Illustrated Opportunity Book and Actual Lesson today.

RUSH TODAY—NO POSTAGE NECESSARY



Name _____ Age _____

Address _____

City _____ Zone _____ State _____

Check here if interested only in Resident Training at Los Angeles. Veterans: Give date of discharge _____ R2G-122

NO SALESMAN WILL CALL; NO OBLIGATION ON YOUR PART

DON'T BE HALF-TRAINED

Be a MASTER TECHNICIAN in **ELECTRONICS-TV-RADIO**

Only N.T.S. offers you ALL 8 PHASES in
ONE MASTER COURSE



SUCCESS IS THEIRS; IT CAN BE YOURS TOO!



I cannot praise N.T.S. enough. I've just graduated and already I have started repairing radios and servicing TV's ... At 53, I'm starting a new life and my diploma from National Technical Schools is my proudest possession.

William E. Eckenrod

As field director of Berean Mission Inc., I have complete charge of our radio work. With the expert advice and training I am receiving from you I can do my own repairs on our recorders and P.A. systems, besides keeping our radios going. My training from N.T.S. helps keep us on the air. I feel privileged to be a member of such a fine institution.

Rev. Enoch P. Sanford



Thanks to N.T.S. I have a business of my own right in my home. I have paid for all my equipment with money earned servicing TV sets. Yes, N.T.S. gave me my start in television.

Louis A. Tabat

I have a TV-Radio shop in Yorkville, Illinois, about 4 miles from my home, and it has been going real good. I started part-time but I got so much work that I am doing it full-time. Thanks to National Technical Schools.

Alvin Spera

ALL 8 PHASES IN ONE MASTER COURSE

**PHASE 1
TELEVISION**
INCLUDING COLOR TV
90% of homes have at least one set. Color TV is becoming more popular daily. TV Stations grow in number, need technicians. Maintenance and repair offer big opportunities.

**PHASE 5
FCC LICENSE PREPARATION**
FCC License holders have a wide range of top jobs open to them. FCC License now a requirement for most Communication jobs.

**PHASE 2
RADIO—AM & FM**
Radios in homes, cars, schools, all need expert upkeep. Stations expand as FM becomes popular. Now transistors boom entire field.

**PHASE 6
RADAR AND MICROWAVES**
These are the communications systems of the future, already used in tracking and contacting satellites.

**PHASE 3
INDUSTRIAL ELECTRONICS**
Computers, Data-Processing machines, Electronic Controls, Guided Missile Systems are new fields where Electronics play a vital role.

**PHASE 7
AUTOMATION & COMPUTERS**
Automation and Computer electronics are the new tools of industry and commerce. Skilled Technicians in these fields are in great demand at top pay.

**PHASE 4
SOUND SYSTEMS**
New popularity of Hi-Fi. Stereo, as well as industrial sound systems and business intercoms make this a highly specialized and important field.

**PHASE 8
BROADCASTING & COMMUNICATIONS**
In the entertainment industry, or in commerce, communications and broadcasting have great importance. Installation and maintenance of equipment requires trained technician know-how.

SEE OTHER SIDE

FIRST CLASS

Permit No. 3087

Los Angeles, Calif.

BUSINESS REPLY MAIL
NO POSTAGE STAMP NECESSARY IF MAILED IN THE UNITED STATES

— POSTAGE WILL BE PAID BY —

NATIONAL TECHNICAL SCHOOLS
WORLD-WIDE TRAINING SINCE 1905

4000 So. Figueroa Street
Los Angeles 37, California

RESIDENT TRAINING AT LOS ANGELES

If you wish to take your training in our famous Resident School in Los Angeles—the oldest and largest school of its kind in the world—check special box in coupon.



Approved for GI Training

NATIONAL TECHNICAL SCHOOLS

WORLD-WIDE TRAINING SINCE 1905

Address correspondence to Dept. REG

4000 So. Figueroa Street


Los Angeles 37, California

National Technical Schools also offers Complete Home Study Training Programs in Auto Mechanics & Diesel, Air Conditioning, Refrigeration-Electrical Appliances, and Home Appliances Repair. For information and FREE BOOK write the School, Dept. RDC, stating course desired.

Tips

(Continued from page 16)


casions to wish that they were equipped with alligator clips instead. You could make up an extra set of leads having clip terminations, of course, but the adapters pictured



here are a neater solution. Just solder alligator clips to a set of pin jacks as shown. The probe tips will slip into the jacks—and you're all set. —Stanley E. Bammel

TINNED LEADS FOR LINE-CORD SAFETY

If you're like most of us, you probably have trouble occasionally in connecting stranded-



wire line cord to an a.c. plug. The wire tends to "squash out" from under the attachment screws, where it might cause a short circuit and even a fire. If enough strands escape from under the screws, you have another kind of fire hazard as well. The power-handling capacity of the remaining wire might not be enough for the load

you're drawing. This would cause overheating at the plug (and also reduce the voltage available at the other end of the line). So don't take chances. Assure a sound mechanical and electrical connection by wrapping the strands of each lead tightly together and tinning them before connecting them to the plug. Form the tinned leads into loops with long-nosed pliers, and they'll slide right under the screws.

—Robert Hertzberg

(Continued on page 20)

RADIO-TELEVISION ELECTRONICS DICTIONARY
by NATIONAL RADIO INSTITUTE STAFF

In seconds:
the correct definition for
the 5000 most frequently
used electronic terms

over 5000 terms only
192 pages **\$350**

A RIDER BOOK

5 years of planning and compilation make it easier than ever before to find the definitions of electronic terms used in your daily work. No matter what area of electronics you are in—technician, hobbyist or student—this new RADIO-TELEVISION-ELECTRONICS DICTIONARY should be standard equipment at your desk. Like any electronic dictionary, it provides definitions of electronic terms. However, unlike other dictionaries now available, the Rider RADIO-TELEVISION-ELECTRONICS DICTIONARY locates the definition you need faster and easier. What's more, it's more complete—contains over 5,000 of the terms you're most likely to run across in your work, hobby or studies.

✓ **No more searching** — Locate the definition you need immediately. If you've ever used a reference source that continually referred you from one place to another, consuming time and building up your blood pressure, you'll appreciate the direct approach used in the RIDER RADIO-TELEVISION-ELECTRONICS DICTIONARY. For example, if you need the definition for "grounded-grid amplifier," you simply refer to "grounded-grid amplifier," instead of first looking up "amplifiers"; see "grounded-grid" and then making an extra time-wasting reference. The Rider RADIO-TELEVISION-ELECTRONICS DICTIONARY, is a direct line to the definition you need quickly!

✓ **5 years of painstaking research guarantees completeness, accuracy** Over 5000 commonly used terms are defined, based on standards from EIA, IRE, AIEE, AES, ASA, SMPTE. Painstaking research by the members of the National Radio Institute Staff, the authors of this book, assures that the most commonly used terms are included; that their definitions are correct; their descriptions in language that is easy to understand.

✓ **Why you should have this amazing reference at your fingertips** How many times a day do you need the definition or spelling of a common electronic term? If you're a student, you'll find it both an aid to learning more about electronics and a practical reference that assures correct spelling and correct use of a term.

If you're an engineer or a technician, the correct definition can mean so much when writing a report, or explaining an electronic term to people with whom you work. And think of the hours saved in retyped letters and proposals by providing secretarial assistants with this easy-to-use electronics dictionary.

HOW TO SOLVE PROBLEMS IN ELECTRICITY AND ELECTRONICS by Henry Jacobowitz. Readers quickly learn how to handle applied problems through proven step-by-step solution methods. Starting with simple DC problems, the text progresses through AC circuits, tubes, transistors, waveguides, antennas and other typical problems confronting technical students. In addition, it offers a concise review of principles and laws upon which solutions are based. #302. \$3.50.

ORDER TOPA —USE THIS COUPON

JOHN F. RIDER, PUBLISHER, INC.
a division of Hayden Publishing Co., Inc.
116 W. 14th Street, New York 11, N. Y.

PE-12

I enclose \$_____ Please send

RADIO-TELEVISION-ELECTRONICS DICTIONARY, \$3.50

HOW TO SOLVE PROBLEMS IN ELECTRICITY AND ELECTRONICS, \$3.50

Free catalog of Rider books.

Name _____

Address _____

City _____ Zone _____ State _____

10-day money back guarantee. Return book to publisher within 10 days of purchase for full refund if not satisfied.

UNUSUAL BARGAINS EXCELLENT XMAS GIFTS!

3" ASTRONOMICAL TELESCOPE

Study Venus—the brightest star
Probed by Mariner II Spacecraft.

See the stars, moon, phases of Venus, planets close up! 60 to 180 power—famous Mt. Palomar Reflecting type. Unusual Box! Equipped with Equatorial mount; finder telescope; hardwood tripod. Included Free: "STAR CHART"; 272-page "HANDBOOK OF HEAVENS"; "HOW TO USE YOUR TELESCOPE" book.

Stock No. 85.050-AV \$29.95 postpd.
4 1/2" Reflecting Telescope—up to 255 Power
Stock No. 85.105-AV. \$79.50 F.O.B. Barrington, N.J.

SCIENCE TREASURE CHESTS

For Boys—Girls—Adults!

Science Treasure Chest—Extra-powerful magnets, polarizing filters, compass, one-way-mirror film, prism, diffraction gratings, and lots of other items for hundreds of thrilling experiments, plus a Ten-Lens Kit for making telescopes, microscopes, etc. Full instructions included.

Stock No. 70.342-AV \$5.00 Postpaid

SCIENCE TREASURE CHEST DELUXE \$10.00 Postpaid
Stock No. 70.343-AV

6x30 WAR SURPLUS AMERICAN-MADE BINOCULARS

Big savings—brand new. Crystal clear viewing—0 power. Optics fully coated. Individual focus. Exit pupil 5mm. Approx. field—445 ft. at 1000 yds. Excellent for spectator sports, races, hunting, etc. Normally costs \$100 up. Complete with carrying case and strap.

Stock No. 963-AV \$33.00 Postpaid

ORDER BY STOCK NO.—SEND CHECK or M.O.—Money-Back Guarantee
EDMUND SCIENTIFIC CO. BARRINGTON, NEW JERSEY

MAIL COUPON FOR FREE CATALOG "AV"

164 Pages—1000's of Bargains!

EDMUND SCIENTIFIC CO., Barrington, N. J.

Please rush Free Giant Catalog-B.

Name
Address
City Zone State



NEW - - by KUHN

SHORT WAVE MOBILE CONVERTER

Listen to overseas short wave stations around the world while you drive. Hear news direct from London, Paris, Moscow, Cologne, etc. Covers 19, 25, 31 and 49 Meter Bands plus extra Band for 40 Meters and Canadian Time Signals. Works with any standard 12 volt transistorized car radio. Can be installed in minutes. Complete with Mtg. bracket. Works with your present antenna. Nothing else to buy.

351A

\$34.95




AIRCRAFT • POLICE • FIRE



348A

Complete

\$34.95



345A

Complete

\$29.95

Transistorized, directly tunable Converter. Powered with self-contained mercury cell. Excellent sensitivity and stability. Designed for car, home or portable receivers. Two types available: Aircraft VHF 115-120 MC or 150-162 MC.

Cryst. controlled Mobile Converter, highly efficient. Operates directly from 12 volt auto system. For 150-174 MC or 30-50 MC.

A low cost turntable converter for any 10 MC area of: 26-54 MC. Aircraft VHF, or 150-160 MC. Easily installed. For use with home or auto sets. 315A



Tuner same ranges as above but for use with small table model radios \$14.95

Order today or send for free catalog on full line of converters and receivers for every application.



20 GLENWOOD
CINCINNATI 17,
OHIO

Tips

(Continued from page 19)


DETERGENT "BOTTLES" BECOME CONTAINERS FOR TOOLS OR PARTS

Don't let the lady of the house throw away those empty detergent "squeeze bottles." With their tops cut off (a hacksaw does the job nicely), they make handy containers for your work bench. The larger sizes (like the one illustrated) will hold aligning tools, screwdrivers, etc. The smaller ones are fine for miscellaneous hardware. If you want to, you can cover the advertising labels with a couple of coats of dark paint.



—H. Leeper

COMING NEXT MONTH



Can a simple receiver have everything? Yep—pretty much, anyway. Plug-in coils, band-spread tuning, separate gain and regeneration controls, and your choice of speaker or phones are only a few features of the snappy little one-tuber in the works for next month!

ON SALE

DECEMBER 27

- **ELECTRONICS TO THE RESCUE**
Crossing the busy North Atlantic is safer than ever. Learn how 53 nations and 1 electronic computer have cooperated in this major achievement.
- **KIDDIES' CHRISTMAS PHONO**
Take an old portable phono, or pick up a few parts. Wire this simple circuit, tack on a finishing touch here and there, and the kiddies will be offering tons and tons of "tune-y tanx" to Santa—and in stereo yet!
- **NERVE FINDER**
This "electronic shocker" should be a sure winner at science fairs. Transistorized and battery-powered, it demonstrates the effect of electric current on various muscles and nerves.

The new RCA MARK VIII 27-Mc 2-WAY RADIO



More Features • Improved Performance • AT A LOWER PRICE

Here is THE outstanding bargain today in a 2-way Citizens' Band radio: THE NEW RCA MARK VIII. Compact, dependable, simple to operate, it outperforms and offers more features than even the famous RCA Mark VII.

Look what this remarkable new unit offers you:

- 9 crystal-controlled transmit and receive channels
 - Tunable receiver for reception of 23 C-B channels; dial marked in both channel numbers and frequency
 - Exceptionally good voice reproduction—high intelligibility
 - Maximum allowable transmitter input of 5 watts*—nominal output of 3 watts or more
 - Highly selective superheterodyne receiver with one rf and two if amplifier stages
 - Operates from standard 117-volt AC; separate DC power supply (optional) for mobile installations (you don't pay for unnecessary power supplies)
 - Electronic switching—no relay noise or chatter
 - Illuminated "working channel" feature
 - Light and compact—only 3½ inches high, weighs only 8 pounds with mike; fits easily under the dashboard of even a compact car
 - Improved Automatic Noise Limiter to reduce effects of ignition and similar interference
- plus many more features to increase its usefulness and efficiency.

The new low Mark VIII price **\$149⁵⁰****
puts 2-way radio convenience within reach of everyone

GET THE FULL STORY; FILL OUT AND SEND IN THE COUPON BELOW

RCA Electron Tube Division, Commercial Engineering, Dept. L-133-R
415 South Fifth Street, Harrison, New Jersey

Please! Rush more information on the new RCA Mark VIII 2-way
Citizens' Band Radio.

Name

Address

City Zone State

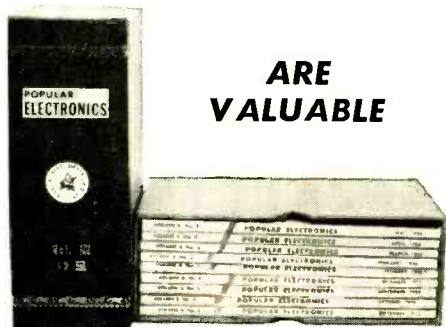
*Maximum plate input power to final radio-frequency
amplifier stages as defined by FCC regulations

**Optional list price



The Most Trusted Name in Electronics

Your Copies of POPULAR ELECTRONICS



**ARE
VALUABLE**

**KEEP THEM NEAT . . . CLEAN . . .
READY FOR INSTANT REFERENCE!**

Now you can keep a year's copies of POPULAR ELECTRONICS in a rich-looking leatherette file that makes it easy to locate any issue for ready reference. Specially designed for POPULAR ELECTRONICS, this handy file—with its distinctive, washable Kivar cover and 16-carat gold leaf lettering—not only looks good but keeps every issue neat, clean and orderly. So don't risk tearing and soiling your copies of POPULAR ELECTRONICS — always a ready source of valuable information. Order several of these POPULAR ELECTRONICS volume files today. They are \$2.50 each, postpaid—3 for \$7.00, or 6 for \$13.00. Satisfaction guaranteed or your money back. Order direct from:

JESSE JONES BOX CORP. Dept. PE
(Established 1843)
Box 5120 Philadelphia 41, Pa.

Hi-Fi Showcase

*A quick look at new products
in the stereo/hi-fi field**

SANTA has come up with two fine equipment cabinets (by *Audio Originals*) which are mighty attractive answers to the old problem of "where to put" a component stereo system. One cabinet, the Model 202, is modeled along contemporary lines; the other (Model 303) takes its stylish cues from Danish Modern. Both contain compartments or shelves for stereo speakers and other components, and the 303 also features a sliding pull-out changer/turntable shelf. Each is made of genuine hardwoods, and you have your choice of oiled walnut, fruitwood, cherry, or mahogany finishes. Prices: \$69.50 for the 202; \$99.50 for the 303. . . . An all-transistor integrated stereo amplifier from *Allied Radio* carries a 100-watt music power rating—50 watts per channel and more than enough punch for almost any type of speakers in almost any listening room. Both frequency response and




Knight KN-450A stereo amplifier

distortion ratings are especially impressive: the Knight KN-450A delivers its rated output within half a db from 20 to 30,000 cycles, and total harmonic distortion at full power is less than 0.5%. There are five pairs of stereo inputs for practically every stereo source, and there are high-impedance outputs for tape recording, a headphone jack, and a high-impedance center-channel speaker jack in addition to the two speaker outputs. Housed in a dark brown textured metal case with a polished brass control panel, the KN-450A is priced at \$189.95; an optional oiled walnut cabinet is available for an additional \$14.95.

Slim, trim, and an excellent performer, *Electro-Voice's* new Regina 200 speaker sys-

*Write to the manufacturers listed at the end of this column for more data on products mentioned

Always say you saw it in—POPULAR ELECTRONICS



1. Others don't have this.

2. Others don't have this.

3. Others can't have this.



Three points of superiority of the Fisher KX-200 StrataKit over all other single-chassis stereo control-amplifier kits:

1. Built-In d'Arsonval Meter. For easy, positive adjustment of bias and balance—with laboratory accuracy. Assures peak performance from the start; permits 'touching up' for continued peak performance throughout the years, regardless of tube aging. No other single-chassis control-amplifier kit has this vital feature.

2. Third-Speaker Output with Volume Control. Blends the two stereo channel outputs to feed a third loudspeaker system—at any desired volume level. Ideal for center-channel stereo fill-in or for a mono extension speaker in another room. Another Fisher exclusive among control-amplifier kits.

3. The Fisher Name. The inimitable Fisher exclusive. Your guarantee of a head start in kit building — before you even pick up your screwdriver.

And there is something under the chassis, too, that others don't have: StrataKit construction—assembly by totally error-proof stages (strata). Each stage corresponds to a separate fold-out page in the instruction manual. Each stage is built from a separate transparent packet of parts (StrataPack). Major components come already mounted on the extra-heavy-gauge steel chassis.

Wires are pre-cut for every stage—which means every page. Result: Absolutely equal success by the experienced kit builder or the completely unskilled novice!

The KX-200 has a power output of 80 watts (IHFM Standard)—40 watts per channel. Harmonic distortion at rated output is 0.4%. The architectural brass-finish control panel is styled to match all other Fisher-built components. Price **\$169.50***.

The KX-100 StrataKit, an advanced 50-watt stereo control-amplifier kit with center-channel output, **\$129.50***.

The KM-60 StrataKit, world's most sensitive FM Stereo Multiplex wide-band tuner available in kit form, **\$169.50***.

The KS-1 three-way speaker kit, only Slim-Line loudspeaker system available in kit form, **\$59.50****.

FREE! \$1.00 VALUE! The Kit Builder's Manual: a new, illustrated guide to high-fidelity kit construction.

FISHER RADIO CORPORATION
21-52 44th Drive, Long Island City 1, N. Y.

Please send me without charge The Kit Builder's Manual, complete with detailed information on all Fisher StrataKits.



Name _____
Address _____
City _____ Zone _____ State _____

101211

* WALNUT OR MAHOGANY CABINET, \$24.95. METAL CABINET, \$15.95. ** IN UNFINISHED BIRCH (\$64.50 IN UNFINISHED WALNUT.) PRICES SLIGHTLY HIGHER IN THE FAR WEST. EXPORT: FISHER RADIO INTERNATIONAL, INC., LONG ISLAND CITY 1, N. Y. CANADA: TRI-TEL ASSOCIATES, LTD., WILLOWDALE, ONT.

THE FISHER

CITIZENS BAND SALE !!!

- COMMAND GOLDEN BEAM** 3-element CB beam. mounts vertically or horizontally. Com-Gold treated for extra power. fights off the rusty, salty coat of weather to deliver top performance. \$50 List. **\$ 19.95** SALE
- UTICA TRANSCEIVERS (TOWN & COUNTRY)** Model MC-27 Reg. \$179.50 **\$119.95** SALE
- 9-TRANSISTOR "WALKIE TALKIES"** Deluxe units with leather case, xtl controlled. Reg. \$50. **\$ 29.99** SALE
- COMMAND GP-1 GROUND PLANE ANTENNA** solid alum. radials, heavy duty. Reg. \$16. **\$ 8.99** SALE
- COMMAND CB SILENCER KIT** 15-db mobile noise suppression kit; contains tuneable generator suppressor, spark plug & distributor suppressors, gen. cond. feed-thrus. **\$ 4.99** SALE
- COMMAND CORSAIR ANTENNA** bumper mount + spring + 102" whip. Reg. \$15. **\$ 8.99** SALE
- COMMAND COURIER ANTENNA** center loaded whip. fits standard mounts. **\$ 4.69** SALE
- HY-GAIN COLINEAR ANTENNA (CLR)** + FREE BONUS: 100 feet of RG58u foam coax cable free with each antenna. **\$ 29.95** ONLY

- SALE ON ULTRA-LO-LOSS FOAM COAXIAL CABLE!!**
- 50 ft.—RG58u coax cable **SALE \$2.49**
 - 100 ft.—RG58u coax cable **SALE \$3.99**
 - 50 ft.—RG8u coax cable **SALE \$4.95**
 - 100 ft.—RG8u coax cable **SALE \$8.99**

Check items wanted. Return ad or order with check or money order. Include postage, excess refunded. 50c service charge on orders under \$5.00. Beams and 102" whips shipped Railway Express. 50% discount on C.O.D.'s

CB DEALERS: Write for Quantity Prices!

GROVE ELECTRONIC SUPPLY COMPANY
4103 W. Belmont Avenue, Chicago 41, Illinois

- Rush items checked
- Send FREE catalog of giant CB Values

Name
Address (please print)
City Zone State

Showcase

(Continued from page 22)

tem is less than 6" deep and will blend with virtually any furniture style or room decor. A true two-way system, the Regina 200 employs a 5" tweeter mounted in a totally isolated chamber to prevent interaction with rear-wave pressure from its high-compliance 10" woofer; the crossover point is 800 cycles. Price, \$89.50. . . . An all-transistor integrated stereo amplifier in kit form, *Lafayette's* KT-900WX boasts a music power output of 120 watts for fullest dynamic realism. Its 22-transistor circuit also incorporates 14 diodes, and the kit is supplied complete with an attractive gold-anodized aluminum panel, a walnut vinyl-covered metal case, and a step-by-step instruction manual. Frequency response is



Lafayette KT-900WX stereo amplifier

held within 1 db from 10 to 25,000 cycles at full power output; the front panel has separate concentric bass, treble, and volume controls; a four-position input selector; switches for rumble filter, loudness control, scratch filter, and power on/off. Price of the KT-900WX, \$134.50.

First in *H. H. Scott's* new line of speaker kits is the SK-4. Patterned after the company's famed S-3 speaker, the SK-4 features a factory-assembled cabinet in walnut, mahogany, or unfinished pine or hardwood. There are three speakers in the system, with separate controls for the mid-range and tweeter drivers. Price, \$79.95 and up. . . . An AM/FM/FM-stereo tuner by H. H. Scott provides reception of just about any sound on the airwaves. You have your choice of monophonic AM or FM, and AM/FM or FM-stereo with the 333, and there are facilities for taping off-the-air. The FM section offers 2.5 μ v. sensitivity, and Scott's "Sonic Monitor" gives positive indication of when a station is broadcasting FM-stereo. The Model 333 carries a price tag of \$259.95. . . . Speaking of FM-stereo, Scott is also offering a 7" stereo record which explains exactly what this new system is all about. The disc enables you to hear an actual FM-stereo broadcast "off the air," and it demonstrates what various specifica-

TOP ALLOWANCES FOR YOUR USED EQUIPMENT AT audio exchange

WHEN YOU PURCHASE The Fisher FM-100-B

FM—Multiplex Wide-Band Tuner with Exclusive Stereo Beacon
Features 0.6 microvolt sensitivity, Micro Ray Tuning Indicator, Automatic switching between mono and stereo, MPX noise filter.



Special GE credit plan

TRADE 4 WAYS

- TRADE Hi-fi for hi-fi
- TRADE CB equipment for hi-fi
- TRADE Hi-fi for amateur radio
- TRADE Amateur radio* for amateur radio*

*Includes HAM; SWL; CITIZEN'S BAND; TEST EQUIPMENT

AUDIO EXCHANGE EXCLUSIVES:


Trade-Back Plan • New Equipment from over 100 manufacturers Used Equipment sold on 10-day unconditional money-back guarantee . . . plus 90-day service warranty • Hi Fi service laboratory. Custom Installation Get more! Pay less when you trade at

audio exchange

For Trading info., write dept. PD

PLEASE MAIL ALL ORDERS AND INQUIRIES TO JAMAICA
153-21 Hillside Ave., Jamaica 32, N. Y. • Axtel 7-7577
WHITE PLAINS, N. Y. BROOKLYN, N. Y. MANHASSET, N. Y.
203 Mamaroneck Ave. 1065 Flatbush Ave. 451 Plandome Rd.

Now, One Look Tells You...



The Best Buys Are Better Than Ever!

Take a close look at the all-new Electro-Voice SP12B and 12TRXB custom loudspeakers. Speakers with the honest beauty of precision . . . created by the sure, deft hand of a master designer.

Here is beauty with a reason . . . beauty that actively mirrors the superb performance of these famous speakers. Chosen for over a decade as "best buys" by listeners and laboratories alike, now the SP12B and 12TRXB look better and sound better than ever before.

No mystery about why they sound so good. Every detail of design has been refined, every manufacturing tolerance tightened to assure the highest level of musical performance and engineering integrity in your high fidelity system.

We urge you to carefully judge the SP12B and 12TRXB on every basis . . . on facts and figures, on appearance, and finally with your own critical ear. In every way these speakers give a full measure of satisfaction. And the real beauty is that they are very modestly priced.



ELECTRO-VOICE, INC.
Consumer Prod. Div., Dept. 1224P, Buchanan, Mich.
SETTING NEW STANDARDS IN SOUND

Electro-Voice

GIANT POLY XMAS SALE

FREE YULETIDE GIFT PAK includes:
 Transistors
 Diodes
 Rectifiers
 Knobs
 Condensers
 Coils
 Etc., Etc.
 25¢ for handling

WORTH \$15

\$1 FREE POLY PAK OF YOUR CHOICE

BOTH FREE WITH EVERY \$10 ORDER

- | | |
|---|---|
| <input type="checkbox"/> 25 'TOP HAT' RECTIFIERS, 550 mil silicones | <input type="checkbox"/> 4 SUN BATTERIES, 1 1/2" sizes; lite sens w/ |
| <input type="checkbox"/> 10 MICRO SWITCHES, by G-E, 115VAC | <input type="checkbox"/> 4 2N107 TYPE TRANSISTORS, PNP |
| <input type="checkbox"/> TRANSISTOR SOCKETS, FOR PNP, NPNS, 1 pin | <input type="checkbox"/> 10 TRANSISTOR ELECTROLYTICS, asst values |
| <input type="checkbox"/> 10 POWER RECTIFIERS, 2 amp stud type silicones | <input type="checkbox"/> \$25 SURPRISE PAK, coils, resistors, transistors |
| <input type="checkbox"/> 25 POWER RESISTORS, 5-50W, asst, to 10kohm | <input type="checkbox"/> 60 COILS 'n' CHOKES, 1/2-1 1/2W, \$12 val, 60 for P.O.S.C.I.F. |
| <input type="checkbox"/> 10 SWITCHES, power, rotary-micro-toggles | <input type="checkbox"/> 15 NPN TRANSISTORS, for shop 'n' hobby use |
| <input type="checkbox"/> 60 MICA CONDENSERS, 25mmf - .01, \$12-val. | <input type="checkbox"/> 60 CARBON RESISTORS, 1/2-1 1/2W, 50ohm-1meg |
| <input type="checkbox"/> 15 SILICON DIODES, up to 730 mils | <input type="checkbox"/> 10 CRYSTAL DIODES, equal 1N34, 1N48, 1N60 |
| <input type="checkbox"/> 40 PRECISION RESISTORS, 1 pct, to 1 meg | <input type="checkbox"/> 10 RCA PLUG 'n' JACK SETS for amps-tuners-etc |
| <input type="checkbox"/> 50 RADIO 'n' TV KNOBS, asst colors-sizes | <input type="checkbox"/> 60 CERAMIC COND. tub' lrs, discs, 25 mmf-100 |
| <input type="checkbox"/> 15 PNP TRANSISTORS like 2N107, CK722 | <input type="checkbox"/> \$25 OF SEMICONDUCTORS |
| <input type="checkbox"/> 10 ELECTROLYTICS, 5mf to 1000 to 400W, \$18-ve | <input type="checkbox"/> 100 PRINTED CIRCUIT RADIO PARTS |
| <input type="checkbox"/> 10 VOLUME CONTROLS, to 1 meg, worth \$15 | <input type="checkbox"/> 60 SOCKETS-PLUGS, rec'd 18, tube-pwr audio |
| <input type="checkbox"/> 60 DISC CONDENSERS to .02 to 1KV, .30 for | <input type="checkbox"/> 60 TUBULAR CONDENSERS .001-.5mf to 1EN |
| <input type="checkbox"/> 100-PC. HARDWARE KIT, shop 'n' hobby use | <input type="checkbox"/> 50 TERMINAL STRIPS up to 12 points, \$50 for |
| <input type="checkbox"/> 100 ASST HALF WATT RESISTORS, factory size | <input type="checkbox"/> 100 PARTS SURPRISE worth \$50 |
| <input type="checkbox"/> 25 ULTRA SUBMINIATURE CONDENSERS | <input type="checkbox"/> 40 ASST SUBMINIATURE CONDENSERS |

Write for catalog. Mail with check or money order; include postage—avg. wt. per pak 1 lb.; EXPDPT orders invited.

POLY PAKS P.O. Box 942E
 So. Lynnfield, Mass.

COLOR CODED NUTDRIVER SETS

No fumbling — you reach for the right one every time!



No. 127
 space-saving
 wall rack

No. 17
 handy bench
 stand

7 most-used sizes — 3/16" thru 3/8"

High carbon steel. Precision sockets. Shockproof plastic handles (UL). Ask your distributor to show you these and other Xcelite sets. Also, full range of nutdrivers (3/32" - 3/4").

XCELITE, INC. ORCHARD PARK, N. Y.



Canada: Charles W. Pointon, Ltd., Toronto, Ont.

Showcase

(Continued from page 24)

tions mean and how they affect FM-stereo listening. The record is free—just drop Scott a line, and ask for it.

Are you looking for an easy way to take care of distortion and interference when taping FM-stereo broadcasts? A little gadget produced by *Viking* is a perfect solution to your problem. Basically an LC-type low-pass filter, the MX-10 is designed for "patch-cord" connection between the output of any FM-stereo tuner and the hi-level inputs of any stereo tape recorder. There are no adjustments or controls to fiddle with, yet the MX-10 prevents interaction between the 38-kc. multiplex carrier and the tape-recorder bias oscillator by providing a sharp cutoff at precisely 20,000 cycles. Price, \$14.50.

Audio Originals, 474 S. Meridian St., Indianapolis 25, Ind.
Allied Radio Corp., 100 N. Western Ave., Chicago 80, Ill.
Electro-Voice, Inc., Buchanan, Mich.
Lafayette Radio Electronics Corp., 111 Jericho Turnpike, Syosset, L.I., N.Y.
H.H. Scott, Inc., Dept. P, 111 Powdermill Rd., Maynard, Mass.
Viking of Minneapolis, Inc., 9600 Aldrich Ave. S., Minneapolis 20, Minn.

HI-FI FUNDAMENTALS

Judging from the inquiries we receive, plenty of people are looking for a good grounding in the basics of hi-fi/stereo. Now, with two volumes of the new Acoustic Research library off the presses, another fine source of hi-fi fundamentals is theirs for the reading.

Volume 1, "High Fidelity Systems," (by Acoustic Research's chief engineer, Roy F. Allison) presents some extremely useful information about selecting, installing, and operating a component hi-fi system. In the author's words, this 70-page paperback is intended "to provide the interested layman with reliable, helpful guidance to the installation and operation of high-fidelity stereo music systems." Actually, this little book does far more, touching on subjects ranging all the way from recommended recordings for evaluating pickups and speakers to how to mount a tone arm.

Volume 2, "Reproduction of Sound," is the work of Edgar Villchur, Acoustic Research's president. This 93-page "sister" volume explains how hi-fi components work rather than how to use them. And, like Volume 1, it's written in such a way that you don't have to be a technician to understand it.

Copies of both volumes are available from Acoustic Research, Inc., 24 Thorndike St., Cambridge 41, Mass. Volume 1 sells for \$1.00, and Volume 2 for \$2.00, postpaid.

NEW LOOK FROM PACO

IN LOUDSPEAKERS: REVOLUTIONARY NEW PACO SPEAKER SYSTEM DARES TO USE 6" CONES!

PACO is proud to present the Model L4 System, a revolutionary new development in loudspeaker design that offers a degree of brilliance, clarity and quality unequaled by speakers selling for as much as \$300. Yet this remarkable speaker system costs only \$99.95 net.

Here's the secret. Developed by a brilliant and famous audio designer, the new system consists of three 6-inch woofer mid-range speakers in close configuration and a tweeter. Normally, 6-inch speakers have very high cone resonance, no bass response and low power capacity. In this system, however, a special ball diffuser, bonded to the voice coil form, disperses sound in the middle frequency and widens the normally narrow axis beam of the speaker. The result is an extremely smooth response in the middle range.

Each speaker cone also has three struts bonded to it, and to each diffuser. This produces a rigid diaphragm

which eliminates edge distortion and provides the much-desired "piston effect" up to 7,000-8,000 cycles. The arrangement also produces a cone resonance in the mid-range woofers of approximately 40 cycles—comparable to the most expensive woofer.

Because of their close proximity, the three speakers act as a single mass in moving air, but without the sluggishness often associated with large speakers. And, each individual speaker remains light enough to produce an accurate mid-range. This elimination of the cross-over between bass and mid-range affords an even greater degree of clarity and fidelity. With a response of 45-18,000 cycles, the system is capable of reproducing every nuance of even the most intricate musical passage. Designed to operate with all amplifiers, its impedance is 8 ohms. See and hear it at your dealer or write today to PACO Electronics Co., Inc., Glendale 27, New York.



Model L4 by PACO: \$99.95 net.

IN HIGH-FIDELITY KITS: The ST-55MX FM Stereo Multiplex Tuner Kit and the SA-50 Stereo Preamp-Amplifier Kit (50 watts; 25 per channel) are two completely new, decorator-designed units that enhance the decor of any home. Handsome new styling

and color scheme make this combination look as distinctive as it sounds. And, like other famous PACO kits, the ST-55MX and SA-50 assemble 1/3 faster and easier than similar kits sold by other kit makers.



ST-55MX FM Stereo Multiplex Tuner Kit (Pre-aligned; less enclosure): \$99.95 net. Factory wired (includes enclosure): \$159.95 net. Enclosure: \$7.95 net.



SA-50 Stereo Preamp-Amplifier Kit (less enclosure): \$79.95 net. Factory wired (includes enclosure): \$149.95 net. Enclosure: \$7.95 net.



ST-25MX FM Stereo Multiplex Tuner Kit (Pre-aligned, less enclosure): \$69.95 net. Factory wired: \$99.95 net. Enclosure: \$14.95 net. (walnut); \$4.95 net. (metal).

IN TEST-EQUIPMENT:

A complete line of PACO test equipment is now available in kit form for the audiophile, ham


operator and electronic technician who wants maximum quality at lowest possible cost.



New Model T-62 Grid Circuit Analyzer Tube Tester and Megohmmeter. Tests Novars, Compactrons and Nuvistors. Kit: \$49.95 net. Factory wired: \$67.95 net.



New Model T-63 CRT Tester and Rejuvenator. Utilizes a true beam current test circuit. Kit: \$44.95 net. Factory wired: \$59.95 net.



New Model G-32 Sweep Generator and Marker-Adder. Simplifies sweep alignment procedures. Kit: \$85.95 net. Factory wired: \$129.95 net.



New Model G-34 Sine and Square Wave Generator. Versatile coverage of 7 cps to 750 kc sine and square wave in 6 bands. Kit: \$64.95 net. F'cty wired: \$99.95 net.



New Model G-36 Color Bar and White Dot Generator. Features ease of operation and utmost stability. Kit: \$119.95 net. Factory wired: \$179.95 net.



Model C-25 In-Circuit Capacitor Tester. Tests for faulty capacitors without removing them from circuit. Kit: \$19.95 net. Factory wired: \$29.95 net.



Model V-70 Vacuum Tube Voltmeter. Versatile, AC operated, peak to peak. Kit: \$31.95 net. F'cty wired: \$49.95 net.



Model S-55 Wide-Band Oscilloscope. Covers range between DC and 5 mc. Kit: \$95.95 net. Factory wired: \$155.95 net.



Model G-30 RF Sig. Generator. Fine and coarse attenuators handle any signal level. Kit: \$32.95 net. Wired: \$44.95 net.

PACO ELECTRONICS COMPANY, INCORPORATED, 70-31 84th STREET, GLENDALE 27, NEW YORK
DIVISION OF PRECISION APPARATUS CO., INC. EXPORT: MORHAN EXPORTING CORP., 458 BROADWAY, N. Y. 13, N. Y.



from the inventors of tape recording... the **TELEFUNKEN M-97**

It's been going on since 1935: That's the year TELEFUNKEN first engineered the miracle of recording sound on tape. A lot of new names, a lot of new models have come into the picture since then; and, as happened with automobiles and air conditioners, the field will eventually narrow down to a few leaders. But what makes leadership in a tape recorder?

STEREO, of course. The M-97 records and plays back 4-track and 2-track stereo and monaural, at all 3 speeds. You'll hear pre-recorded tapes in their full magnificence of high fidelity sound, build your own library of sound experiences from records, tapes or stereo multiplex. Dramatic performances, unique sound effects, speeches, the whole wonderful world of sound is yours to conquer and treasure.

FREQUENCY RESPONSE: 30 to 18,000 cps at 7½ inches per second. 30 to 16,000 at 3¾ ips., better than most recorders do at 7½! Wow and flutter under .15%, signal-to-noise ratio 46 db, crosstalk 53 db, and timing accuracy within less than 0.2%.

PORTABILITY: The complete TELEFUNKEN M-97 weighs under 30 pounds, measures only 9" x 11½" x 16". And the M-97 has its own balanced stereo elliptical speaker system for optimum radiation of highs and lows. Truly a self-contained sound studio!

YOU NAME IT: Whatever you think critical in the choice of your next tape recorder, you'll find it in TELEFUNKEN. Use the handy coupon for more information... or better still... see your TELEFUNKEN Dealer now!



American Elite, Inc.

48-50 34th ST., LONG ISLAND CITY, NEW YORK
Telefunken Sales & Service
Headquarters for over a decade

Since 1903

AMERICAN ELITE, INC., DEPT. 60
48-50 34th St., L. I. City, N. Y.

Please send me full information on the complete TELEFUNKEN line of Tape Recorders.


Name.....
Address.....
City.....Zone.....State.....



POP'tronics Bookshelf

SEMICONDUCTOR RECTIFIER COMPONENTS GUIDE, Second Edition

The newly published second edition of the GE *Semiconductor Rectifier Components Guide* contains 27 additional pages of specification data. It offers the power supply designer a convenient reference book for the planning of rectifier circuits and for the selection of silicon, germanium, selenium, and copper-oxide rectifier components. Many charts are included, and one of the 19 chapters contains a current listing of Joint Electron Device



Engineering Council rectifier types with cross-reference information to specification data. The guide was prepared in the Application Engineering Center of GE's Rectifier Components Department.

Published by the General Electric Co., Auburn, N. Y. 142 pages. Soft cover. 50 cents.



FUN WITH RADIO-CONTROLLED MODELS

by Edward L. Safford, Jr.

Written by a pioneer in the R/C model field and author of other volumes on the same subject, this book takes the reader step by step through all phases of radio control. It is a "learn-by-building" text. The reader begins by assembling basic units, such as relay and steering devices, to become familiar with their operation. Then he learns how to use R/C equipment, both constructed and manufactured, in model boats, cars, and airplanes. Diagrams and photos accompany much of the text, and there is a 14-page glossary of R/C terms.

Published by Gernsback Library, Inc., 154 W. 14th St., New York 11, N. Y. 160 pages. Soft cover. \$3.20.

(Continued on page 30)

Always say you saw it in—POPULAR ELECTRONICS

*Developed in the field
to pay off in performance
down the road*



only **\$159⁹⁵**
(S-meter optional extra)




New
littlephone®

CB-3A

dual conversion
citizens band

TRANSMITTER/RECEIVER

New, improved version of Hallicrafters' high-performance CB-3 27-mc. transmitter/receiver—incomparable result of a 30,000-mile, continuous-operation field test under the most punishing conditions imaginable.



S-meter kit—easy to install as shown in photo above. \$8.95

Features:

- 8-channel, crystal controlled convenience
- Dual conversion
- Improved electronic squelch
- Provision for S-meter
- Built-in jack for remote speaker and future accessories
- Audio output over 2 watts
- 6 kc. selectivity
- FCC type-accepted.

the new ideas
in communications
are born at . . .



hallicrafters

5th and Kostner Aves., Chicago 24, Illinois


Bookshelf

(Continued from page 28)

MODERN COMMUNICATIONS COURSE, Volume 1, Radio-Frequency Systems

by Edward M. Noll

The increase in two-way radio communications in recent years has placed the transmitter in almost as prominent a position as the receiver. Thus, there is a growing demand for technicians who understand the function and operation of transmitting equipment, and who can maintain this type of gear. The first volume of this complete course on radio communications systems describes typical circuits and antenna systems used for r.f. transmission. Experiments and review questions are given at the end of each chapter, and numerous diagrams,



photos and schematics clearly illustrate the subject matter.

Published by Howard W. Sams & Co., Inc., 1720 E. 38th St., Indianapolis 6, Ind. 256 pages. Soft cover. \$4.95.



SINGLE SIDEBAND FOR THE RADIO AMATEUR, Third Edition

edited by the American Radio Relay League staff

The revised and expanded third edition of *Single Sideband for the Radio Amateur* contains over 75 selected articles. This book is a comprehensive digest of the most noteworthy material on the theory and practice of SSB (single sideband) operation which has appeared in QST (the ARRL monthly publication) over the years. A general history of SSB is presented, and construction projects are included for linear amplifiers, receivers, filter systems, and many accessories. The book is well illustrated with photos, diagrams, schematics and tables.

Published by the American Radio Relay League, Inc., West Hartford 7, Conn. 224 pages. Soft cover. \$2.00.

(Continued on page 32)

CITIZEN BAND STANDARDS BY SONAR

When performance is critical and reliability a necessity SONAR CAN BE DEPENDED UPON. CB standards of Sonar must and will always be above and beyond what is expected. Write for full particulars.



MODEL G Featuring the NEW Sonar noise silencer. Dual conversion • RF output meter • Signal strength meter • Crystal spotting switch • illuminated panel • 8 channels crystal-controlled • Receiver tunes 23 channels • Class "B" modulation

Complete with 1 pair of crystals and microphone

\$229⁵⁰



MODEL E FCC type accepted • 8 channels, crystal-controlled transmitter/receiver • Tunable receiver for 23 channels • Powerful transmitter 100% Class B modulated • Automatic noise limiter • Lightweight, compact.

Complete with 1 pair of crystals and microphone

\$179⁵⁰

SONAR RADIO CORPORATION
73 Wortman Ave., Brooklyn 7, N.Y.

Please send me complete information on

Model E Model G Dept. 212

NAME.....

ADDRESS.....

CITY..... STATE.....



In today's world...

What does it take to feel like a man?


It takes *action* to feel like a man. Takes *pride*, too, and good, skillful *training*. Join the modern Army's Combat Arms program and you'll have all three.

Pride? In Combat Arms it makes no difference whether you select Infantry, Armor, or Artillery. You'll be proud of any one of them. And you'll end up proud of yourself, too.

Action? In today's modern Army it's *go* all the way. Every unit is smooth, fast, and flexible. And every day brings fresh, new challenges. It takes real men to cope with them.

Training? In today's world nothing but skilled hands and minds will do. The whole Army is like a huge, well-oiled engine—with men and machines closely interlocked. It takes *men* to fit into this kind of picture. And of course you have other choices, too. Want Combat Support or Technical Training? Then ask for Electronics, Heavy Equipment, Transportation or Maintenance. It's as simple as that. If you're *qualified*, your choice is *guaranteed before you enlist*. Find out how to feel like a man in today's fast-changing world. See your local Army recruiter today!

FREE CAREER BOOKLET



To guide you to a
successful future in

ELECTRONICS RADIO-TV COMPUTERS ELECTRICAL ENGINEERING

This interesting pictorial booklet tells you how you can prepare for a dynamic career as an Electrical Engineer or Engineering Technician in many exciting, growing fields:

**MISSILES • AVIONICS • AUTOMATION
SALES • DEVELOPMENT
ELECTRICAL POWER • ROCKETRY
RADAR • RESEARCH**

Get all the facts about job opportunities, length of study, courses offered, degrees you can earn, scholarships, part-time work — as well as pictures of the Milwaukee School of Engineering's educational and recreational facilities. No obligation — it's yours free.

MILWAUKEE SCHOOL OF ENGINEERING

MAIL COUPON TODAY!

Milwaukee School of Engineering
Dept. PE-1262, 1025 N. Milwaukee St., Milwaukee, Wis.

Please send FREE "Your Career" booklet

I'm interested in

Electronics Radio-TV Computers
 Electrical Engineering Mechanical Engineering

Name _____ Age _____
PLEASE PRINT

Address _____

City _____ Zone _____ State _____


I'm eligible for veterans education benefits.
Discharge date _____ MS-117

Bookshelf

(Continued from page 30)

New Literature

"Electronics for Everyone" is the theme of the 1963 Allied Radio catalog. Increased to 464 pages, this edition represents over 600 leading manufacturers and 70,000 product categories (114 pages are on the Knight-Kit and pre-wired Knight lines of audio equipment). New developments in all phases of audio, hi-fi, and communications are highlighted, ranging from the latest fully transistorized stereo units to the newest in kits, parts, and components. To receive your free copy of Catalog No. 220, write to the Allied Radio Corporation, 100 N. Western Ave., Chicago 80, Ill.



The 1963 284-page Radio Shack catalog features over 10,000



individual items made by major manufacturers. A large portion of the catalog is devoted to stereo/hi-fi systems designed by Radio Shack engineers. For the ham, kit builder, and electronic repairman, there are over 60 pages of receivers, transmitters, test equipment, parts, and tools. In addition, the CB transceiver section has been greatly enlarged. Copies may be obtained from Radio Shack, 730 Commonwealth Ave., Boston 17, Mass.

A detailed booklet is now available on the Amperex Type 6GB5, all-glass, beam-power pentode. Designed for use in TV-receiver horizontal deflection stages, the tube is equipped with a unique "cavitrapp" plate which gives it an unusually high plate-to-screen-grid current ratio. For a copy of the free, 10-page brochure, write (on company stationery) to Amperex Electronic Corp., Semiconductor and Special Purpose Tube Division, 230 Duffy Ave., Hicksville, L.I., N.Y.

-30-

BUILD 10-20 RADIO

CIRCUITS AT HOME
with the Deluxe
PROGRESSIVE RADIO "EDU-KIT"®

only
\$14.95
up

Reg. U. S.
Pat. Off.



Training Electronics Technicians Since 1946

A Practical Home Radio Course

Now Includes

- * RECEIVERS
- * TRANSMITTERS
- * SQ. WAVE GENERATOR
- * SIGNAL TRACER
- * AMPLIFIER
- * SIGNAL INJECTOR
- * CODE OSCILLATOR

- * No Knowledge of Radio Necessary
- * No Additional Parts or Tools Needed
- * EXCELLENT BACKGROUND FOR TV
- * **SCHOOL INQUIRIES INVITED**
- * Sold In 79 Countries

YOU DON'T HAVE TO SPEND HUNDREDS OF DOLLARS FOR A RADIO COURSE

The "Edu-Kit" offers you an outstanding PRACTICAL HOME RADIO COURSE at a rock-bottom price. Our Kit is designed to train Radio & Electronics Technicians, making use of the most modern methods of home training. You will learn radio theory, construction practice and servicing. THIS IS A COMPLETE RADIO COURSE IN EVERY DETAIL.

You will learn the basic principles of radio. You will construct, study and solder in a professional manner; how to service radios. You will work with the standard type of punched metal chassis as well as the latest development of Printed Circuit chassis.

You will learn the basic principles of radio. You will construct, study and work with RF and AF amplifiers and oscillators, detectors, rectifiers, test equipment. You will learn and practice code, using the Progressive Code Oscillator. You will learn and practice trouble-shooting using the Progressive Signal Tracer, Progressive Signal Injector, Progressive Dynamic Radio & Electronics Tester, Square Wave Generator and the accompanying instructional material.

You will receive training for the Novice, Technician and General Classes of F. C. C. Radio Amateur Licenses. You will build 20 Receiver, Transmitter, Square Wave Generator, Code Oscillator, Signal Tracer and Signal Injector circuits, and learn how to operate them. You will receive an exciting background for television, Hi-Fi and Electronics.

Absolutely no previous knowledge of radio or electronics is required. The "Edu-Kit" is the product of many years of teaching and engineering experience. The "Edu-Kit" will provide you with a basic education in Electronics and Radio, worth many times the price of the entire kit.

THE KIT FOR EVERYONE

You do not need the slightest background in radio or science. Whether you are interested in Radio & Electronics because you want an interesting hobby, a well paying business or a job with a future, you will find the "Edu-Kit" a worth-while investment. Many thousands of individuals of all

ages and backgrounds have successfully used the "Edu-Kit" in more than 79 countries of the world. The "Edu-Kit" has been carefully designed step by step, so that you cannot make a mistake. The "Edu-Kit" allows you to teach yourself at your own rate. No instructor is necessary.

PROGRESSIVE TEACHING METHOD

The progressive Radio "Edu-Kit" is the foremost educational radio kit in the world, and is universally accepted as the standard in the field of electronics training. The "Edu-Kit" uses the modern educational principle of "Learn by Doing." Therefore you construct, learn schematics, using theory, practice trouble shooting—all in a closely integrated program designed to provide an easily-learned, thorough and interesting background in radio.

You begin by examining the various radio parts of the "Edu-Kit." You then learn the set you will enjoy listening to regular broadcast stations, learn theory, practice testing and trouble-shooting. Then you build a more advanced radio, learn more advanced theory and techniques. Gradually, in a progressive manner, and at your own rate, you will find yourself constructing more advanced multi-tube radio circuits, and doing work like a professional Radio Technician.

Included in the "Edu-Kit" course are 20 Receiver, Transmitter, Code Oscillator, Signal Tracer, Square Wave Generator and Signal Injector Circuits. These are not unprofessional "breadboard" experiments, but genuine radio circuits, constructed by means of professional wiring and soldering on metal chassis, plus the new method of radio construction known as "Printed Circuitry." These circuits operate on your regular AC or DC house current.

THE "EDU-KIT" IS COMPLETE

You will receive all parts and instructions necessary to build 20 different radio and electronics circuits, each guaranteed to operate. Our Kits contain tubes, tube sockets, variable, electrolytic, mica, ceramic and paper dielectric condensers, resistors, tie strips, hardware, testing, punched metal chassis, Instruction Manuals, hook-up wire, solder, selenium rectifiers, volume controls and switches, etc.

In addition, you receive Printed Circuit materials, including Printed Circuit chassis, special tube sockets, hardware and instructions. You also receive a useful set of tools, a professional electric soldering iron and a self-powered Dynamic Radio and Electronics Tester. The "Edu-Kit" also includes Code Instructions and the Progressive Code Oscillator, in addition to F. C. C.-type Questions and Answers for Radio Amateur License training. You will also receive lessons serving with the Progressive Signal Tracer and the Progressive Signal Injector, a High Fidelity Guide and a Quiz Book. You receive Membership in Radio-TV Club, Free Consultation Service, Certificate of Merit and Discount Privileges. You receive all parts, tools, instructions, etc. Everything is yours to keep.

FREE EXTRAS

• SET OF TOOLS

- SOLDERING IRON
- ELECTRONICS TESTER
- PLIERS-CUTTERS
- ALIGNMENT TOOL
- WRENCH SET
- VALUABLE DISCOUNT CARD
- CERTIFICATE OF MERIT
- TESTER INSTRUCTION MANUAL
- HIGH FIDELITY GUIDE • QUIZZES
- TELEVISION BOOK • RADIO
- TROUBLE-SHOOTING BOOK
- MEMBERSHIP IN RADIO-TV CLUB
- CONSULTATION SERVICE • FCC
- AMATEUR LICENSE TRAINING
- PRINTED CIRCUITRY

SERVICING LESSONS

You will learn trouble-shooting and servicing in a progressive manner. You will practice repairs on the sets that you construct. You will learn symptoms and causes of trouble in home, portable and car radios. You will learn how to use the professional Signal Tracer, the unique Signal Injector and the dynamic Radio & Electronics Tester. While you are learning in this practical way, you will be able to do many a repair job for your friends and neighbors, and charge fees which will far exceed the price of the "Edu-Kit." Our Consultation Service will help you with any technical problems you may have.

FROM OUR MAIL BAG

J. Statistis, of 25 Poplar Pl., Waterbury, Conn., writes: "I have repaired several sets for my friends, and made money. The "Edu-Kit" paid for itself. I was ready to spend \$240 for a Course, but I found your ad and sent for your Kit."

Ben Valerio, P. O. Box 21, Magna, Utah: "The Edu-Kits are wonderful. Here I am sending you the questions and also the answers for them. I have been in Radio for the last seven years, but like to work with Radio Kits, and like to build Radio Testing Equipment. I enjoyed every minute I worked with the different kits; the Signal Tracer works fine. Also like to let you know that I feel proud of becoming a member of your Radio-TV Club."

Robert L. Shuff, 1534 Monroe Ave., Huntington, W. Va.: "Thought I would drop you a few lines to say that I received my Edu-Kit, and was really amazed that such a bargain can be had at such a low price. I have already started repairing radios and photographs. My friends were really surprised to see me get into the swing of it so quickly. The Trouble-Shooting Tester that comes with the Kit is really swell, and finds the trouble, if there is any to be found."

Choose From These Popular "Edu-Kit" Models

10A: 10 Circuits \$14.95

15A: 15 Circuits \$19.95

16A: 16 Circuits

(includes Printed Circuitry) \$22.95

20A: 20 Circuits (includes Printed Circuitry and 4 Advanced Circuits) \$26.95

UNCONDITIONAL MONEY-BACK GUARANTEE

ORDER DIRECT FROM AD—RECEIVE FREE BONUS RESISTOR AND CONDENSER KITS WORTH \$7

- MODEL desired..... Price.....
- Send "Edu-Kit" postpaid. I enclose remittance in full.
- Send "Edu-Kit" C.O.D. I will pay postage.
- Send me FREE additional information describing "Edu-Kits."

Name.....

Address.....

PROGRESSIVE "EDU-KITS" INC.

1186 Broadway, Dept. 599D, Hewlett, N. Y.

RCA Training Can Be The Smartest Investment You Ever Made!



If you're considering a future in electronics, investigate the courses offered by RCA Institutes Home Study School. In the rapidly expanding world of electronics, good basic training in Electronic Theory and Practice is most important. And you can be sure of the very finest when you enroll at RCA Institutes.

Founded in 1909, RCA Institutes is one of the largest technical schools in the United States de-

voted exclusively to electronics. The very name "RCA" means dependability, integrity and scientific advance.

The courses offered by RCA Institutes are many and varied. A complete program of integrated courses for beginners and advanced students is available. They include: Electronic Fundamentals, Transistors, Television Servicing, Color Television, Electronics for Automation. Each one

is especially tailored to your needs, designed to prepare you for a profitable future in the ever-expanding world of electronics. And once you become an RCA Institutes graduate, you are assured of top recognition by leading companies everywhere.

Investigate the superb facilities for technical instruction at the RCA Institutes today. It can be the smartest move you ever made.

HOME STUDY COURSES

in Electronic Fundamentals · TV Servicing · Color TV Communications Electronics · Automation Electronics Computer Programming · Transistors · Electronic Drafting

Voluntary Tuition Plan. All RCA Institutes Home Study courses are available under the Voluntary Tuition Plan. This plan affords you the most economical possible method of home study training. You pay for lessons only as you order them. If, for any reason, you should wish to interrupt your training, you can do so and you will not owe a cent until you resume the course. No other obligations! No installment payments required.

RCA Personal Instruction. With RCA Home Study training you set your own pace in keeping with your own ability, finances, and time. RCA Institutes allows you ample time to complete the course. Your lesson assignments are individually graded by technically trained personnel, and helpful comments are added where required. You get theory, experiment, and service practice beginning with the very first lesson. All lessons are profusely illustrated. You get a complete training package throughout the entire course.



You Get Prime Quality Equipment. All kits furnished with the course are complete in every respect, and the equipment is top grade. You keep all the equipment furnished to you for actual use on the job . . . and you never have to take apart one piece to build another.

RESIDENT SCHOOLS
*in Los Angeles and New York City—
You can study electronics in the city of your choice.*

No Previous Technical Training Required For Admission. You Are Eligible Even If You Haven't Completed High School. RCA Institutes Resident Schools in Los Angeles and New York City offer training that will prepare you to work in rewarding positions on research and production projects in fields such as automation, transistors, communications, technical writing, television, computers, and other industrial and advanced electronics applications. If you did not complete high school, RCA will prepare you for such training with

SEND POSTCARD FOR FREE ILLUSTRATED BOOK TODAY! SPECIFY HOME STUDY OR NEW YORK OR LOS ANGELES RESIDENT SCHOOL

courses specially designed to provide the basic math and physics required for a career in electronics.

Free Placement Service. RCA Institutes graduates are now employed in important jobs at military installations with important companies such as IBM, Bell Telephone Labs, General Electric, RCA, and in radio and TV stations all over the country. Many other graduates have opened their own businesses. A recent New York Resident School class had 93% of the graduates who used the FREE Placement Service accepted by important electronics companies . . . and had their jobs waiting for them on the day they graduated!

Coeducational Day and Evening Courses. Day and Evening Courses are available at Resident Schools in New York City and Los Angeles. You can prepare for a career in electronics while continuing your normal full-time or part-time employment. Regular classes start four times each year.



3 NEW LOCATIONS

In addition to RCA Institutes Inc. courses, Radio Corporation of America offers a limited selection of basic Resident School Courses in Electronics at three new locations . . . Chicago, Philadelphia, and Cherry Hill, N. J., (near Camden). For complete information, write the city of your preference next to your name on the attached postcard.

RCA INSTITUTES, INC. DEPT. PE-D2 A SERVICE OF RADIO CORPORATION OF AMERICA, 350 WEST 4TH ST., NEW YORK 14, N. Y.
PACIFIC ELECTRIC BLDG., 610 S. MAIN ST., LOS ANGELES 14, CALIF.



The Most Trusted Name in Electronics

LATEST SAMS BOOKS FOR EVERYONE IN ELECTRONICS



USE THIS HANDY ORDER FORM

- ABC's of Short-Wave Listening.** Your introduction to the exciting world of short-wave radio; tells what programs are available; gives practical advice on receivers, antennas, best listening times; a wonderful guide to this great hobby. Order **SWL-1**, only... **\$1.95**
- TV Servicing Made Easy.** Shows how the experts repair the tougher types of TV troubles. Tells you how to troubleshoot, analyze and solve problems you may find in every type of circuit. Order **SME-1**, only **\$2.95**
- How to Repair Major Appliances.** Explains operating principles and shows how to repair refrigerators, freezers, automatic washers, dryers, dishwashers, garbage disposal units, air conditioners, water heaters, etc. Order **MAJ-1**, only... **\$3.95**
- Medical Electronics Equipment Handbook.** Covers all the major equipment now in use in this fascinating field. Describes their function, operation, adjustment, and repair. Order **MED-1**, (hardbound) only... **\$6.95**
- Fundamentals of Radio Control.** Explains how devices are controlled by audio, light-wave, infrared, micro-wave and radio frequency transmissions. Describes applications and operation. Order **RCF-1**, only. **\$3.95**
- Broadcast Engineering Notebooks, Vol. 1. TELEVISION TAPE FUNDAMENTALS.** Provides a complete understanding of the operating principles, applications, and maintenance of video-tape equipment. Order **BEN-1**, only... **\$5.95**
- RF Interference Control Handbook.** Analyzes all types of RF interference; describes sources, types and effects of interference, and how to detect and control it. Order **RIC-1**, (hardbound) only... **\$6.95**
- Computer Basics, 6 Volumes.** The definitive work on Computer theory, design, operation, testing, and maintenance. Truly the most authoritative course on the subject available today. In six volumes. Order **CSP-60**, only... **\$27.00**
- ABC's of Citizens Band Radio. ACR-1**..... **\$1.95**
- Electronic Games & Toys You Can Build. EGT-1**..... **2.50**
- How to Read Schematic Diagrams. RSD-1**..... **1.50**
- Modern Dictionary of Electronics. DIC-1**..... **6.95**
- Handbook of Electronic Tables & Formulas. HTF-2**.... **3.95**
- Servicing Electronic Organs. ORG-1**..... **4.95**
- Solving TV Tough Dogs. TDM-1**..... **2.50**
- ABC's of Tunnel Diodes. TDK-1**..... **1.95**
- Radio Receiver Servicing. RS-2**..... **2.95**
- Servicing Transistor Radios (Vol. 16, 1962 models) TSM-16** **2.95**
- Auto Radio Manual (Vol. 16, popular late models) AR-16** **2.95**

FREE! Ask for the Sams Booklist, describing over 200 important books.

FREE! Index to Photofact, world's finest circuit data on 53,000 TV & radio models.

HOWARD W. SAMS & CO., INC.

Order from any Electronic Parts Distributor, or mail to Howard W. Sams & Co., Inc., Dept. M-92 4300 W. 62nd St., Indianapolis 6, Ind.

Send books checked above. \$_____ enclosed.

Send FREE Booklist. Send Photofact Index

Name _____

Address _____

City _____ Zone _____ State _____

IN CANADA: A. C. Simmonds & Sons, Ltd., Toronto 7



ELECTRONICS DATEBOOK

- NOV. 28-DEC. 2**
International Communications Fair
New York Coliseum, New York, N.Y.
- DEC. 4-6**
Computer Conference
Sheraton Hotel
Philadelphia, Pa.
- JAN. 21-24**
National Symposium on Reliability & Quality Control
Sheraton Palace Hotel,
San Francisco, Calif.
- JAN. 28-31**
Electrical Engineering Exposition
New York Coliseum, New York, N.Y.
- JAN. 30-FEB. 1**
Military Electronics Convention
Ambassador Hotel,
Los Angeles, Calif.
- FEB. 11-15**
International Symposium on Quantum Electronics
UNESCO Building & Parc de Exposition, Paris, France
- FEB. 20-22**
International Solid State Circuits Conference
Sheraton Hotel & University of Pennsylvania, Philadelphia, Pa.
- MARCH 25-28**
IRE International Convention
Coliseum & Waldorf-Astoria Hotel, New York, N.Y.
- APRIL 17-19**
Southwestern IRE Conference & Electronics Show (SWIRECO)
Dallas Memorial Auditorium,
Dallas, Texas
- MAY 7-9**
Electronic Components Conference
Marriott Twin Bridges Hotel,
Washington, D. C.
- MAY 20-22**
Electronic Parts Distributors Show
Conrad Hilton Hotel, Chicago, Ill.

SEASONS GREETINGS

FROM

RAD-TEL

RAD-TEL'S QUALITY
BRAND NEW TUBES

FOR TV, RADIO AND HI-FI

1-YEAR GUARANTEE

UP TO **75% OFF**

1-DAY SERVICE • Over 500 Types in Stock



Manufacturers Suggested List Price

EACH TUBE ATTRACTIVELY BOXED & BRAND RAD-TEL

Qty.	Type	Price	Qty.	Type	Price	Qty.	Type	Price	Qty.	Type	Price
—	0Z4	.79	—	6AU8	.87	—	6K6	.63	—	12CU5	.58
—	1AX2	.62	—	6AV6	.41	—	6S4	.52	—	12CU6	1.06
—	1B3	.79	—	6AW8	.90	—	6SA7G1	.99	—	12CX6	.54
—	1DN5	.55	—	6AX4	.66	—	6SH7	1.02	—	12D4	.69
—	1G3	.79	—	6AX5	.74	—	6SJ7	.88	—	12DE8	.83
—	1J3	.79	—	6BA6	.50	—	6SK7G1	.95	—	12DL8	.88
—	1K3	.79	—	6BC5	.61	—	6SL7G1	.84	—	12DQ6	1.04
—	1R5	.77	—	6BC8	1.04	—	6SN7	.65	—	12DS7	.84
—	1S5	.75	—	6BE6	.55	—	6SQ7G1	.94	—	12DT5	.76
—	1T4	.72	—	6BF5	.90	—	6T4	.99	—	12DT7	.79
—	1U5	.65	—	6BF6	.44	—	6T8	.85	—	12DT8	.78
—	1X2B	.82	—	6BG6	1.70	—	6U8	.83	—	12DW8	.89
—	2AF4	.96	—	6BH8	.98	—	6V6GT	.54	—	12DZ6	.62
—	3AL5	.46	—	6BJ6	.65	—	6W4	.61	—	12ED5	.62
—	3AU6	.54	—	6BJ7	.79	—	6W6	.71	—	12EG6	.62
—	3AV6	.42	—	6BK7	.85	—	6X4	.41	—	12EK6	.62
—	3BC5	.63	—	6BL7	1.09	—	6X8	.80	—	12EL6	.50
—	3BN6	.75	—	6BN6	.74	—	7A8	.68	—	12EZ6	.57
—	3BU8	.78	—	6BQ6	1.12	—	7AU7	.65	—	12F8	.66
—	3BY6	.58	—	6BQ7	1.00	—	7EY6	.75	—	12FA6	.59
—	3BZ6	.56	—	6BU8	.70	—	7Y4	.69	—	12FM6	.70
—	3CB6	.56	—	6BX7	1.11	—	8AU8	.90	—	12FR8	.97
—	3CS6	.58	—	6BZ6	.55	—	8AW8	.93	—	12FX8	.90
—	3DG4	.85	—	6BZ7	1.03	—	8BQ5	.60	—	12GC6	1.06
—	3DK6	.60	—	6C4	.45	—	8CG7	.63	—	12J8	.84
—	3DT6	.54	—	6CB6	.55	—	8CM7	.70	—	12K5	.75
—	3GK5	.99	—	6CD6	1.51	—	8CN7	.97	—	12L6	.73
—	3Q4	.63	—	6CG7	.61	—	8CS7	.74	—	12SF7	.69
—	3S4	.75	—	6CG8	.80	—	8EB8	.94	—	12SK7GT	.95
—	3V4	.63	—	6CL8	.79	—	8FQ7	.56	—	12SL7	.80
—	4BQ7	1.01	—	6CM7	.69	—	9CL8	.79	—	12SN7	.67
—	4CS6	.61	—	6CN7	.70	—	11CY7	.75	—	12SQ7GT	.91
—	4DT6	.65	—	6CQ8	.92	—	12A4	.60	—	12U7	.62
—	4GM6	.60	—	6CR6	.60	—	12AB5	.60	—	12V6	.63
—	5AM8	.79	—	6CS6	.57	—	12AC6	.55	—	12W6	.71
—	5AN8	.90	—	6CS7	.69	—	12AD6	.57	—	12X4	.47

RAD-TEL TUBE CO. NOT AFFILIATED WITH ANY OTHER MAIL ORDER TUBE COMPANY

—	5AQ5	.54	—	6CU5	.58	—	12AE6	.50	—	17AX4	.67
—	5AT8	.83	—	6CU6	1.08	—	12AE7	.94	—	17DQ6	1.06
—	5BK7	.86	—	6CY5	.70	—	12AF3	.73	—	18FW6	.49
—	5BQ7	1.01	—	6CY7	.71	—	12AF6	.67	—	18FX6	.53
—	5BR8	.83	—	6DA4	.68	—	12AJ6	.62	—	18FY6	.50
—	5CG8	.81	—	6DE6	.61	—	12AL5	.47	—	19AU4	.87
—	5CL8	.76	—	6DG6	.62	—	12AL8	.95	—	19BG6	1.39
—	5CQ8	.84	—	6DJ8	1.21	—	12AQ5	.60	—	19EA8	.79
—	5EA8	.80	—	6DK6	.59	—	12AT6	.50	—	19T8	.85
—	5EU8	.80	—	6DN6	1.55	—	12AT7	.76	—	21EX6	1.49
—	5J6	.72	—	6DQ6	1.10	—	12AU6	.51	—	25AX4	.70
—	5T8	.86	—	6DT5	.81	—	12AU7	.61	—	25C5	.53
—	5U4	.60	—	6DT6	.53	—	12AV6	.41	—	25CA5	.59
—	5U8	.84	—	6DT8	.94	—	12AV7	.82	—	25CD6	1.52
—	5V6	.56	—	6EA8	.79	—	12AX4	.67	—	25CU6	1.11
—	5X8	.82	—	6EB5	.73	—	12AX7	.63	—	25DN6	1.42

—	5Y3	.46	—	6EB8	.94	—	12AY7	1.44	—	25EH5	.55
—	6AB4	.46	—	6EM5	.77	—	12AZ7	.86	—	25L6	.57
—	6AC7	.96	—	6EM7	.82	—	12BA4	.68	—	25W4	.68
—	6AF4	1.01	—	6EU8	.79	—	12B06	.50	—	32ET5	.55
—	6AG5	.70	—	6EV5	.75	—	12B56	.53	—	35C5	.51
—	6AH4	.81	—	6EW6	.57	—	12BF6	.60	—	35L6	.62
—	6AH6	1.10	—	6EY6	.75	—	12BH7	.77	—	35W4	.40
—	6AK5	.95	—	6FG7	.69	—	12BK5	1.00	—	35Z5	.60
—	6AL5	.47	—	6FV8	.79	—	12BL6	.56	—	36AM3	.36
—	6AM8	.78	—	6GH8	.80	—	12BQ6	1.16	—	50B5	.69
—	6AQ5	.53	—	6GK5	.61	—	12BR7	.74	—	50C5	.55
—	6AS5	.60	—	6GK6	.79	—	12BV7	.76	—	50EH5	.55
—	6AT6	.49	—	6GN8	.94	—	12BY7	.77	—	50L6	.61
—	6AT8	.86	—	6H6	.58	—	12BZ7	.86	—	70L7	.97
—	6AU4	.85	—	6J5GT	.51	—	12CN5	.56	—	117Z3	.85
—	6AU6	.52	—	6J6	.71	—	12CR6	.67	—	807	.75

ORDER FORM • MAIL TODAY

RAD-TEL Tube Co.
Dept. PE-12
55 Chambers Street
Newark 5, New Jersey

Total Tubes \$ _____
Total Part(s) \$ _____
Postage \$ _____
Grand Total \$ _____

ENCLOSED IS \$ _____ Please rush order.
SEND: _____ Book(s) Be Your Own TV Repairman for \$1.00 ea. #170
_____ Cheater Cord 29c ea. Lots of 3—25c ea. #154
Orders under \$5.00 - Add \$1.00 handling charge - plus postage.

FREE! Send FREE Tube and Parts Catalog
 Send FREE Trouble Shooting Guide

NAME _____
ADDRESS _____
CITY _____ ZONE _____ STATE _____

• **FREE!** Send For New Tube & Parts Catalog
Send For Trouble Shooting Guide

Be your own **TELEVISION REPAIRMAN**
The Original NOW YOU CAN
FIX YOUR OWN TV SET BOOK

You can fix your own TV if you have TV Fixit Book . . . because 80% of troubles are caused by tubes. This book explains, illustrates trouble and what tubes cause this trouble. Pinpoints in over 3000 layouts by model number, position and type tube causing trouble.

\$1.00

No. 170

CHEATER CORD Easy to work on set while panel is off.
6 ft., No. 154 **29¢ ea.** Lots of 3—25¢ ea.

RAD-TEL TUBE CO. TV, RADIO AND HI-FI
DEPT. PE-12 55 CHAMBERS STREET, NEWARK 5, NEW JERSEY

TERMS: 25% deposit must accompany all orders, balance C.O.D. Orders under \$5. add \$1 handling charge plus postage. Orders over \$5. plus postage. Approx. 8 tubes per 1 lb. Subject to prior sale. No C.O.D.'s outside continental U.S.A.

BEST BUYS IN STEREO AND MONO HI-FI

Transistorized Stereo/Mono 4-Track Tape Deck RP100 Semikit (electronics in kit form) \$299.95 Wired \$399.95



New Stereo FM Multiplex Tuner ST97 Kit \$99.95* Wired \$149.95*



FM-AM Stereo Tuner ST96 Kit \$89.95* Wired \$129.95* *Incl. FET

FM Tuner HFT90 Kit \$39.95 Wired \$65.95 Incl. FET Metal Cover \$3.95



AM Tuner HFT94 Incl. FET Kit \$39.95 Wired \$65.95

70-Watt Integrated Stereo Amplifier ST70 Kit \$99.95 Wired \$149.95



40-Watt Integrated Stereo Amplifier ST40 Kit \$79.95 Wired \$129.95



Stereophonic Dual Preamplifier ST84 Kit \$59.95 Wired \$89.95

28W Integrated Stereo Amplifier HF81 Kit \$69.95 Wired \$109.95



Stereo Power Amplifiers

100W HF89:	Kit \$99.50	Wired \$139.50
70W HF87:	\$74.95	\$114.95
28W HF86:	\$43.95	\$ 74.95



FM-Multiplex Autodaptor MX99 Kit \$39.95 Wired \$64.95 Cover Optional, \$2.95 (Patents Pending)



Bookshelf Speaker System HFS1 Kit \$39.95 Wired \$47.95

BEST BUYS IN CITIZENS TRANSCEIVERS, HAM GEAR, RADIOS

Citizens Band Transceivers 770 Series from Kit \$79.95 Wired \$109.95



U. S. Pat.



60W CW Transmitter #723 Kit \$49.95 Wired \$79.95

Walkie-Talkie Citizens Band Transceiver #740 Kit \$54.95 Wired \$79.95 Complete with rechargeable battery & charger.



BEST BUYS IN TEST EQUIPMENT

Metered Variable Auto-Transformer AC Bench Supplies

Model 1073 (3 amps) Kit \$35.95 Wired \$47.95

Model 1078 (7½ amps) Kit \$42.95 Wired \$54.95



Peak-To-Peak VTVM = 232 & Uni-Probe® (U.S. Pat.) Kit \$29.95 Wired \$49.95



VTVM = 221 Kit \$25.95 Wired \$39.95

DC-5 MC 5" Scope #460 Kit \$79.95 Wired \$129.50



General Purpose 5" Scope #427 Kit \$69.95 Wired \$109.95

Tube Tester = 625 Kit \$34.95 Wired \$49.95



RF Signal Generator = 324 Kit \$26.95 Wired \$39.95



1000 Ohms/Volt V-O-M = 536 Kit \$12.90 Wired \$16.90



6- & 12V Battery Eliminator & Charger = 1050 Kit \$29.95 Wired \$38.95



Extra-filtered for transistor eqpt. = 1060 Kit \$38.95 Wired \$47.95

AC Volt-Watt Meter #261* Kit \$49.95 Wired \$79.95 *Formerly called #260



Multi-Signal Tracer = 145A Kit \$19.95 Wired \$28.95



EICO
EXCELLENCE
IN
CREATIVE
ELECTRONICS

Over 2 MILLION EICO instruments in use throughout the world. Compare, take them home — right "off the shelf" — from 2000 neighborhood dealers, most of whom offer budget terms.



EICO, 3300 N. Blvd., L.I.C., N.Y. PE-12
 Send free Catalog describing over 106 top-quality products, free Stereo Hi-Fi Guide, free Short Course for Novice License, name of nearest EICO dealer. Send new 36-page GUIDEBOOK TO HI-FI for which I enclose 25¢ for postage & handling.

Name _____
 Address _____
 City _____ Zone _____ State _____
 Add 5% in the West



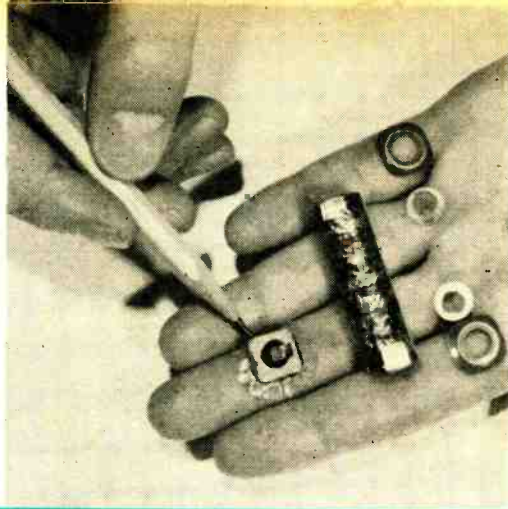
If you want to take it with you...

LOOK HOW THEY'RE PACKAGING POWER

By JAMES JOSEPH

ELECTRONICS ENGINEERS at one of the major U. S. missile plants are still chuckling — but not the plant's medical staff or a vexed patient. This particular patient was the missile age's first casualty (a scratched leg) to be bandaged with a dry cell battery!

The revolutionary space-age dry cell — with its 2½"-wide, water-activated strips of silver chloride, magnesium, and water-absorbent insulation rolled up like so much gauze — somehow got into a medical kit. A nurse bound up the man's injured leg with



LOOK HOW THEY'RE PACKAGING POWER

Snap-together cells by Burgess (above, left), rated at 3 volts, let the experimenter make up non-standard power packs with taps for transistor projects. Carbon-zinc "wafers" (above) rated at 1.5 volts, are stacked by the same manufacturer in leakproof tubes for use in radios, hearing aids, and other portable devices.

what amounted to 6 volts and \$25.00 worth of "electrical gauze"—before discovering her error.

But her "discovery" is shared by "electronists" everywhere—probably you among them. For nowadays portable power comes in some strange and unusual packages. Gauze-like batteries (for use in space) and some smaller-than-aspirin tablets (yet packing oomph enough to power watches, hearing aids, and miniature circuitry) are opening new vistas for the electronics experimenter. For example:


- A new magnesium cell (1.5 volts) licks sub-zero temperatures, which once doomed dry cells to quick death. Magnesium generates both heat and electricity, keeps the battery's innards warm (and operating) as low as -65°F . Result: now you can operate portable equipment in winter's chill, or at frigid, high altitudes.
- Stackable "wafer" cells—the nickel-cadmium rechargeable type—let you build your own power package to fit al-

most any transistorized project. Four silver-wax-terminated 1.25-volt d.c. wafers can be stacked one atop another (connected in series) merely by pressing their waxy terminals together. Result: a 5-volt battery scarcely larger than a pencil's eraser.

- New solid-state batteries of the silver-vanadium pentoxide type (high-voltage, low-current cells) pack 95 volts in a 1"-long, $\frac{1}{2}$ "-diameter true "dry" cell—its solid electrolyte is bone dry, can't freeze. One application: a miniature "polarization" source for electrostatic speakers.
- Snap-together cells for transistor circuits are among the newest power "building blocks": snap two 3-volters together in series, and you've got 6 volts for your low-current project.

"All of which," grimaces one home experimenter, "merely adds to the confusion . . . what with more than 2000 dry cells, big and small, now available."

Actually, it shouldn't. Despite new packaging (most of it miniaturized) and exotic innards, the electrochemistry of dry batteries—which is what makes them work—hasn't changed much since George Leclanche's carbon-zinc cell (the 1868 "granddaddy" of the common flashlight "D" cell). In fact, no radical changes have been made since about 250 B.C., when the Baghdad goldsmiths electroplated jewelry—including some of



High-rate rechargeable nickel-cadmium cell battery by Eveready (above, left) provides power punch for cordless drills and hedge trimmers. The Sonotone D-size nickel-cadmium cell (center), rated at 1.25 volts, is designed for constant output at temperatures from -40°F to $+160^{\circ}\text{F}$. Button-cell construction with nickel-cadmium "innards" by Burgess (right) permits stacking cells for home-brew projects.

Cleopatra's—with copper-iron batteries.

So, let's talk about "dry" cells, most of whose conductive electrolyte isn't really dry but rather a wetted paste.

Then and Now. The basis for all batteries is galvanic action—electricity generated by chemical interaction between two dissimilar elements (typically, a carbon and a zinc plate) separated by a chemical conductor (an electrolyte). Connect the carbon and zinc plates externally, and an electrical current flows.

Inside the battery, current flows to the positive plate (carbon) from the negative plate (zinc). As it does, the zinc plate is gradually consumed.

Such simple chemistry produces, at best, about 1.5 volts. But simple as it is, the basic cell is a chemical maverick. Hydrogen bubbles formed in the chemical process film the positive plate, blocking current flow. So engineers have to devise complex (and often secret-formula) electrolytes which also act as "depolarizers"—chemical "sponges" which soak up or absorb the hydrogen bubbles, unblocking current flow. One such depolarizer is manganese dioxide (artificial manganese is generally used, but its absorbent purpose is the same).

Now that the space and transistor age is here, the changes in packaging are radical, and we find:

- Pill-sized nickel-cadmium cells that you can recharge upwards of 500 times.

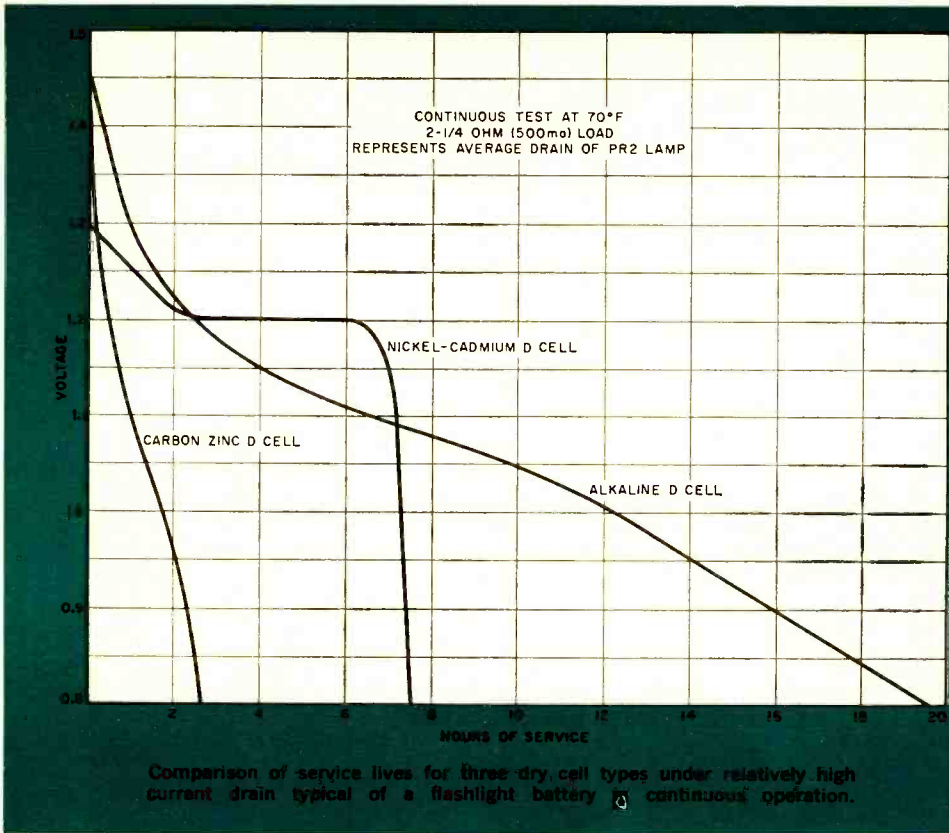
- Alkaline midgets with nearly 10 times the life of carbon-zinc batteries—and which, unlike the latter, let you all but drain them of their stored energy before their voltage falls below circuit-operating minimum (the so-called "cutoff point").

- "Reserve" cells which lie dormant (you can store them for five years or more), don't perk up or put out voltage until dunked in water; they're ideal for emergency transmitters, alarms, or signal devices.

For every circuit and application, there's a just-right battery size, shape, weight, and volt-ampere life rating. The trick's in knowing which battery when—and why.

Carbon-Zinc Cells. The low-cost, nominal 1.5-volt "traditional" now come packaged not only in conventional shapes ($1\frac{1}{2}$ to about $22\frac{1}{2}$ volts, cylindrical; up to 510 volts, rectangular, in multi-cell packs), but also as flat, midget-sized, and bantam-weight "buttons" and "wafters."

The smallest "buttons" (less than $\frac{1}{4}$ " in diameter) weigh only a quarter of an ounce, yet pack $1\frac{1}{2}$ volts. Some factory-stacked (and packaged) wafer-celled batteries range to $22\frac{1}{2}$ volts. One husky 13.5-volter (Burgess's PM9 transistor "activator") weighs a mere $2\frac{1}{2}$ ounces and is a veritable midget power plant for transistor circuits.



Burgess's new rectangular wafers (their corners are slightly rounded) sandwich an artificial manganese dioxide mix between flat discs of carbon and zinc. The sealed sandwich is wrapped in pliofilm. A spot of silver wax on the cell's negative and positive sides provides perfect "wireless" contact, for stacking. Stacked cells (as many as nine to a stack) are wrapped in Mylar insulating film and packaged as round or rectangular dry cells of from 3 to 13.5 volts.

A typical wafer (such as the Burgess 1½-ounce "K" cell, which is 1¼" long, less than 1" wide) can deliver 15 milliamperes for about 14 hours before the cell's nominal 1.5 volts falls to about 0.9 volt, beyond which most circuits won't operate.

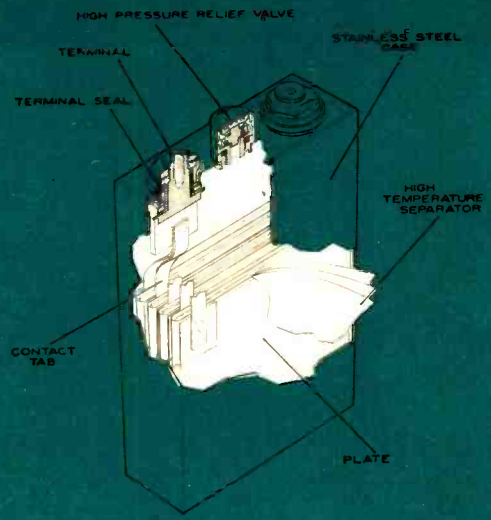

Eveready's new carbon-zinc "cathodic envelope" cell for transistorized portable circuits sandwiches the negative zinc plate between *two* flat cakes of depolarizer mix. Encasing this "anode sand-

wich," and bonded to a plastic envelope sealing the cell, is the cathode collector—a special carbon-impregnated, current-conducting film of plastic and metal foil. Result: greater power, since the electrochemical reaction takes place from *both* sides of the sandwiched zinc anode.

A typical 6-volt "cathodic envelope" (such as Eveready's 2713) weighs only four ounces, and is rated at 140 service hours with a 15-ma. drain.

Carbon-zinc cells, however, have a common failing: their voltage output constantly decreases with current drain. By contrast, some newer dry cells (the alkaline and rechargeable nickel-cadmium types, for example) hold their rated voltage until almost the end of the cell's life span.

According to a well-known dry cell engineer, "you've got to fit your circuit to a just-right battery—and that goes double if it's a carbon-zinc cell you're figuring on as your power source." A typical "life" curve for a carbon-zinc



New dry cell shapes and sizes call for new packaging techniques. Cylindrical cells (above, left) are rolled together, while high-current cells (above) require unusual construction to ward off effects of high temperatures and pressures; both of these units are made by Sonotone. And although the RCA alkaline cells at left look like ordinary flashlight batteries, they will outperform common carbon-zinc units.

"D" cell (see graph at left) shows why. Carbon-zinc voltage falls with every milliamp you draw from it . . . and also with temperature.

Suppose the circuit you're building draws 500 ma. Suppose, too, that the components won't operate if battery output falls below 0.8-volt (that is, when the cell's normal 1.5-volt charge is half depleted). This 0.8-volt point is your circuit's "cutoff" or "end point" voltage. (Remember those two terms; they rule your selection when it comes to any battery, especially the carbon-zinc type.)

As the graph indicates, if your circuit is drawing 500 ma., this particular cell's output falls below your circuit's "cutoff" voltage just short of 3 hours of continuous battery use. If, on the other hand, your circuit draws only 2.5 ma., the cell will operate nearly 70 hours before exhaustion.

Obviously, you'll need a battery with longer than a 3-hour life for a 500-ma. circuit. But, for a 2.5-ma. drain, this

battery might prove the ideal (and economical) portable power package for you. See the difference? Just "any" dry cell won't do.

Mercury Cells. So named because their positive electrode is mercuric oxide mixed with a conductive material, mercury cells are both more expensive (but not much) and heavier (considerably) than carbon-zinc cells.

Offsetting the slightly lower initial voltage of the mercury cells (1.35 volts compared to 1.5 for the carbon-zinc type) is their relatively *constant voltage output* over much of their service life. You start with less initial voltage, but actually get out more sustained power. In fact, about 80% of a mercury cell's electrical capacity is drained before the "cutoff" is reached, at about 0.9 volt.

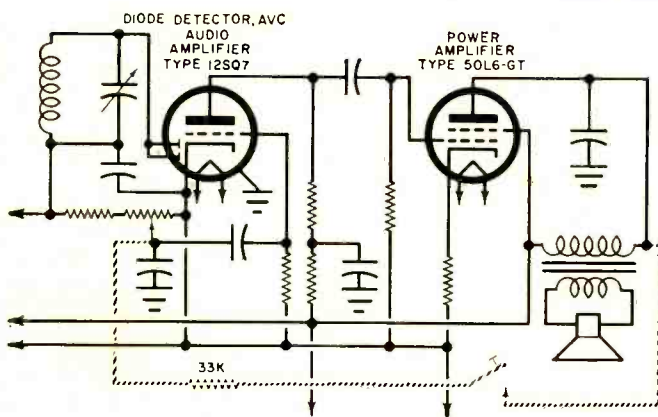
One of the smallest mercury "activators" is Burgess's "button" Hg-312—a tiny, 1/8"-dia., steel-encased cell (steel casing is ideal where voltage regulation
(Continued on page 93)

All-American Five Goes CPO

Simple circuit addition

lets your receiver double as

a code practice oscillator



Schematic diagram shows audio stages of an "All-American 5" (solid lines) and added circuit for the CPO (dashed lines).

IT DOESN'T take much effort to get an amplifier to oscillate at audio frequencies. In fact, the audio section of an "All-American 5" home receiver can be converted to a code practice oscillator (CPO) very easily. And the oscillator will have one unique advantage over other types of CPO's—background noise and static on the broadcast band will be heard and will sound much like the "hash" usually received along with transmitted code messages.

The additions to the receiver are simple,

as the schematic diagram shows. All that you really need is a 33,000-ohm, 1/2-watt resistor and some wire; however, adding an open-circuit phone jack will let you remove the telegraph key whenever you wish. With the key open or unplugged, the receiver will operate normally. To use the CPO, just turn on the set, and tune the dial to some point where no stations can be heard. Then depress the key, adjust the

volume control for the tone you want, and you're all set to start pounding!

A word of caution: an "All-American 5" circuit contains no power transformer to isolate it from the a.c. line. So be careful not to come in contact with the leads to the key or the brass parts of the key itself. Also, since the exposed metal parts on the phone jack will be "hot," the jack should be mounted on a bracket inside the cabinet and positioned so that it will be behind one of the existing openings in the rear cover. If an opening must be cut, be careful not to damage the loop antenna.

When the CPO isn't needed, it may be necessary to remove the key to reduce audio hum. —Howard C. Hall, 5W0564



COMING or GOING



By **ARTHUR J. DAVISON**

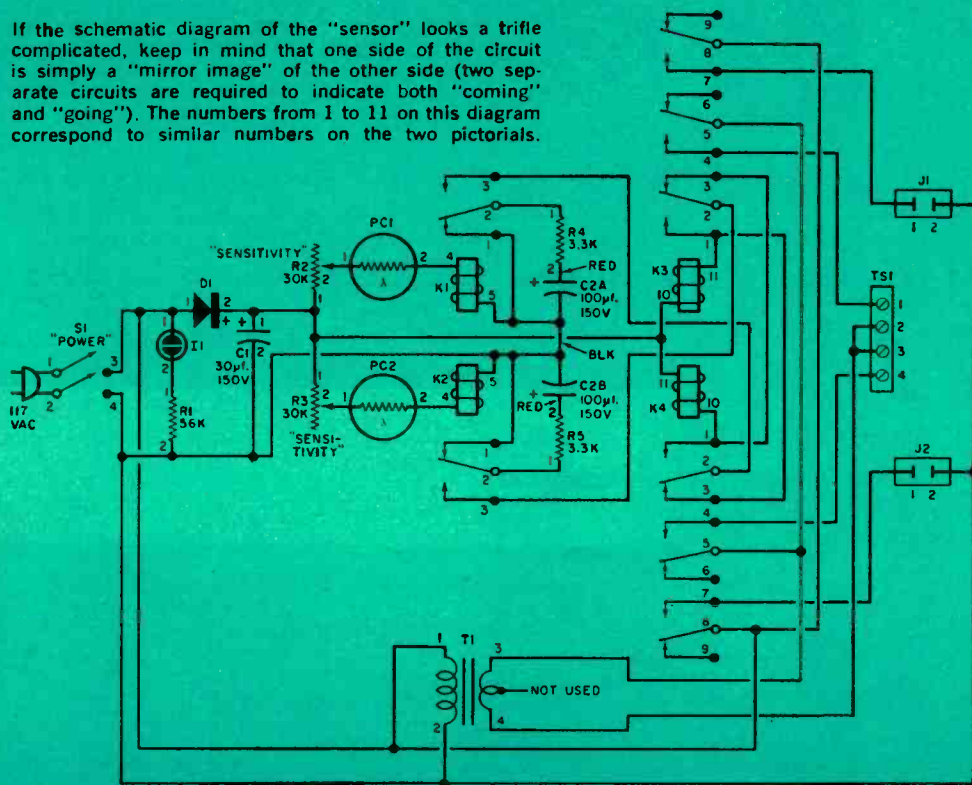
This photoelectric sensing device not only tells you when something is passing in front of it—the gadget will also indicate whether that something is . . . coming or going!

MOST "CUSTOMER-ANNOUNCING" SYSTEMS do a fine job of letting a storekeeper know when someone has passed through his shop door. But suppose the storekeeper's working in back when the signal sounds. Does the clerk in front need help with another customer—or has the original customer gone *out* the door?

This interesting photoelectric device will solve the problem very nicely. Employing twin photocell-and-relay systems, it unflinchingly announces the direction of movement of any person or object breaking an associated light beam. You can use it to actuate separate "in" and "out" lamps, a buzzer and bell combination, or whatever else your imagination suggests.

Construction. The components are mounted in a 6" x 6" x 6" utility box having a built-in chassis. Parts placement is illustrated in the photos and diagrams but (except for photocells *PC1* and *PC2*) isn't critical and

If the schematic diagram of the "sensor" looks a trifle complicated, keep in mind that one side of the circuit is simply a "mirror image" of the other side (two separate circuits are required to indicate both "coming" and "going"). The numbers from 1 to 11 on this diagram correspond to similar numbers on the two pictorials.



can be varied to suit your own taste.

For the sake of clarity, most of the wiring has been eliminated from the pictorials. The leads or terminals of all important components, however, are keyed to the schematic diagram by means of matching numbers.

When carrying out the wiring, no special care need be taken with the lead dress; all leads may be routed in the most convenient manner. Install rubber grommets as shown in the pictorials to pass wires through the chassis.

Photocells *PC1* and *PC2* are installed on the box's front panel as shown on page 50. In order to prevent stray light from affecting the photocells, they are set back in 2¼" "wells" made from 9-pin tube shields. These wells are set far enough apart (1¼") so that *PC1* and *PC2* will operate independently.

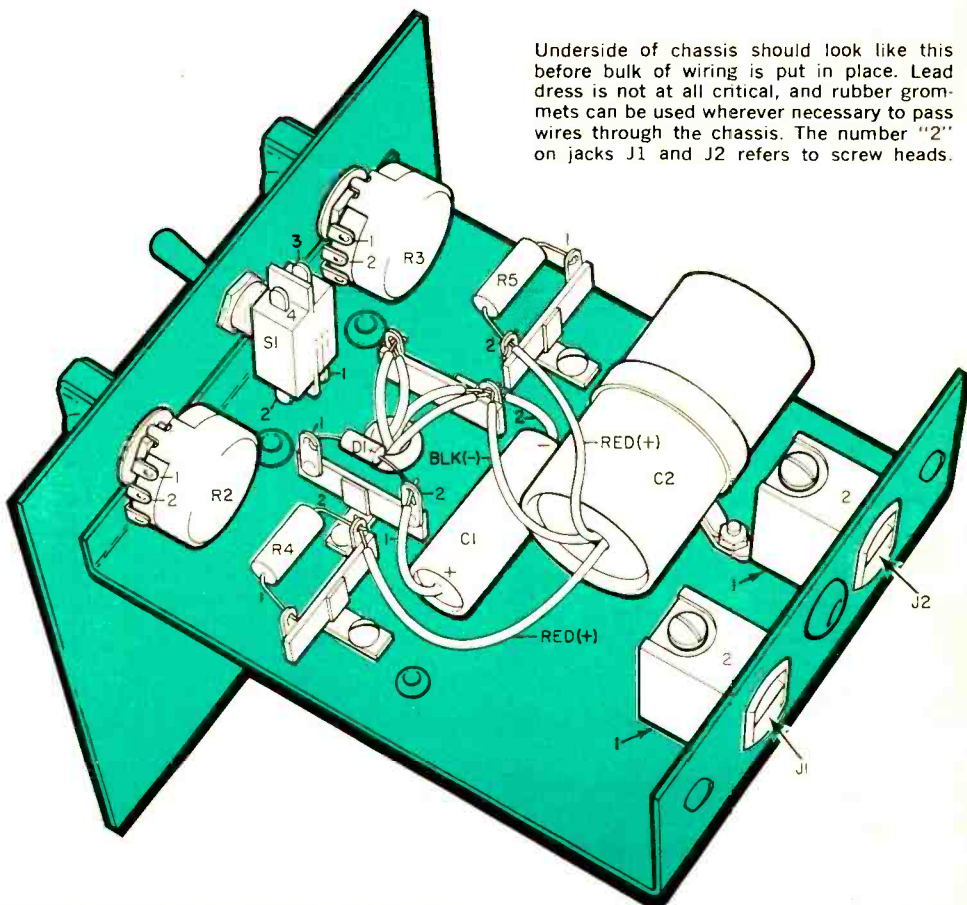
Note that the shields are press-fitted over shield bases (see Parts List) which have been pushed through holes in the panel. The circular lip at the top of each

shield is first sawed off, and slots are cut to clear the shield-retaining bosses on the base. The opening at the other end is slightly enlarged with pliers so that it will fit the casing of the photocell snugly.

The spacing of the pin terminals on the photocells specified for *PC1* and *PC2* is such that any pair of opposite contacts on a 9-pin tube socket will slip over them. This type of socket, then, is used to make the connections to the photocells.

Setup and Adjustment. First provide yourself with a suitable light source. A 6-volt, lantern-type flashlight—among other things—will do the job. If you use such a flashlight, a 6-volt filament transformer can be installed in place of the battery. But be sure that the flashlight's reflector is made of metal rather than plastic. It's possible that transformer heat might warp some plastics.

Aim the light beam so that it crosses the doorway and strikes *PC1* and *PC2*—making sure that the two photocells are



Underside of chassis should look like this before bulk of wiring is put in place. Lead dress is not at all critical, and rubber grommets can be used wherever necessary to pass wires through the chassis. The number "2" on jacks J1 and J2 refers to screw heads.

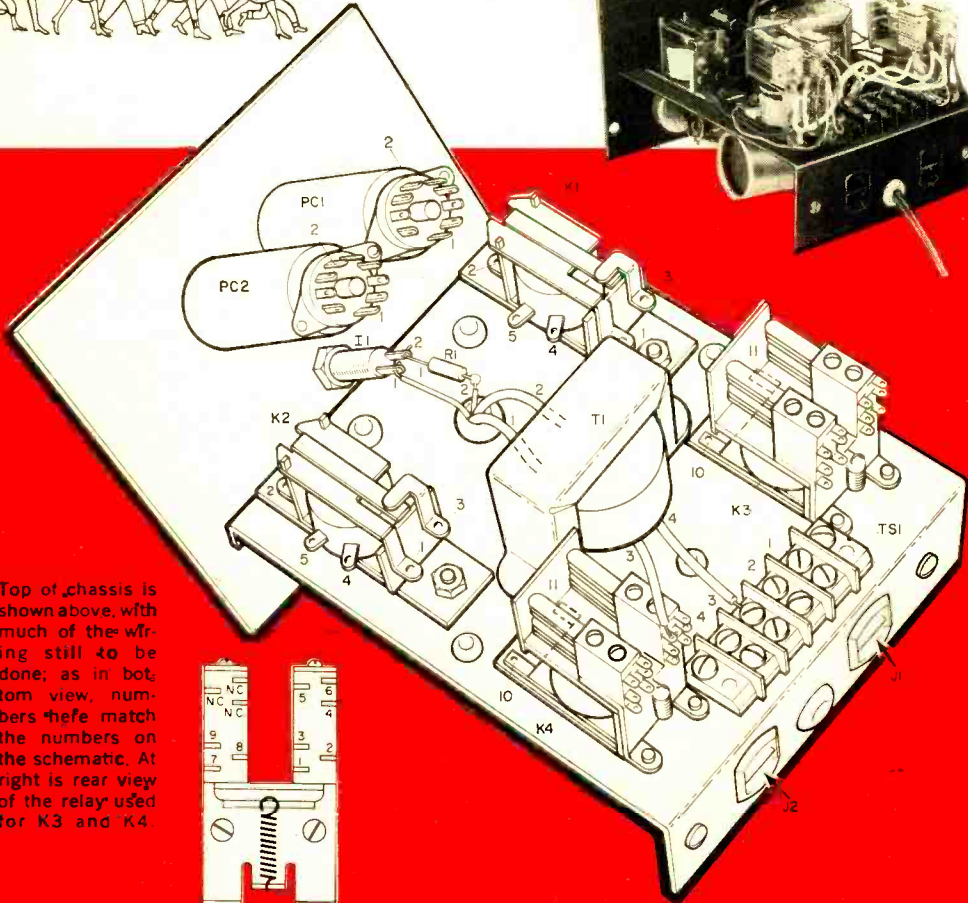

PARTS LIST

- C1—30- μ f., 150-volt electrolytic capacitor
 C2—Dual 100- μ f., 150-volt electrolytic capacitor
 D1—400-PIV, 750-ma. silicon diode (Lafayette SP-196 or equivalent)
 I1—NE-51 neon lamp
 J1, J2—Chassis-mounting a.c. outlet
 K1, K2—5000-ohm plate relay, s.p.d.t. contacts (Potter & Brumfield Series LB-3 or equivalent)
 K3, K4—5000-ohm plate relay, 3-p.d.t. contacts (Guardian "Universal 200" Series; 200-5000 D coil, 200-M5 contact assembly with one pole unused—or equivalent)
 PC1, PC2—Cadmium photocell (Lafayette MS-886 or equivalent)
 R1—56,000-ohm, $\frac{1}{2}$ -watt resistor
 R2, R3—30,000-ohm potentiometer
 R4, R5—3300-ohm, 2-watt resistor
 S1—D.p.s.t. toggle switch
 T1—Filament transformer; primary, 117 volts; secondary, 6.3 volts @ 1.0 amp. (Knight 62 G 030 or equivalent)
 TS1—4-terminal, barrier-type terminal strip (Cinch-Jones 4-140 or equivalent)
 1—6" x 6" x 6" utility case with $4\frac{1}{8}$ " x $5\frac{7}{8}$ " x $1\frac{3}{4}$ " chassis (Premier CA-1405 or equivalent)
 2—Shield bases for 9-pin miniature tube socket (Cinch-Jones 9SB1 or equivalent)
 2— $2\frac{3}{8}$ " shields for 9-pin miniature tube (Cinch-Jones 9SJ3-1 or equivalent)
 2—9-pin miniature tube sockets
 Misc.—Line cord and plug, rubber grommets, terminal strips, hardware, wire, etc.

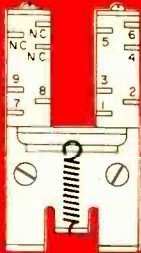
illuminated with equal intensity. Then turn on "power" switch S1. Neon power indicator I1 should now glow.

Move both "sensitivity" controls (R2 and R3) to their maximum-resistance positions. Then turn them in the opposite direction until the relays they control (K1 and K2, respectively) pull in—and continue for another quarter-turn. These settings should be about right, but in the first few hours of operation there may be resistance changes in the photocells calling for further reduction in the resistances of R2 and R3.

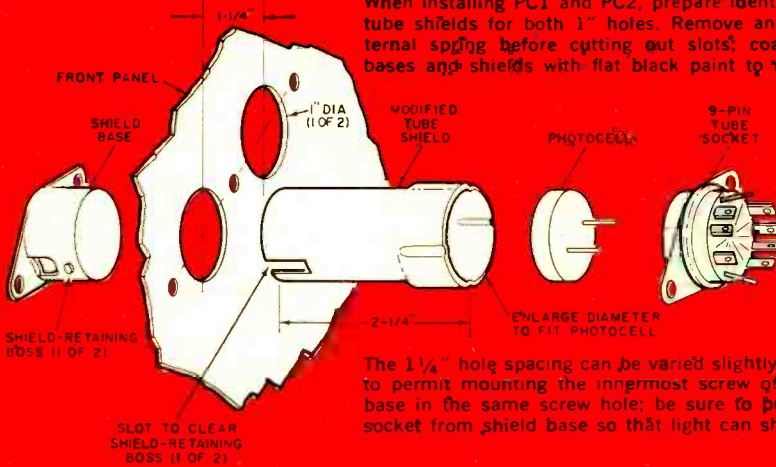
Now all you have to do is connect the signaling devices. If the photocell unit is placed so that people on the way in will darken PC1 first, connect the "in" signals to J1 and/or terminals 1 and 2 of TS1. The "out" signals are connected to J2 and/or terminals 3 and 4 of TS1. If people coming in will darken PC2 first,



Top of chassis is shown above, with much of the wiring still to be done; as in bottom view, numbers here match the numbers on the schematic. At right is rear view of the relay used for K3 and K4.



When installing PC1 and PC2, prepare identical modified tube shields for both 1" holes. Remove and discard internal spring before cutting out slots; coat insides of bases and shields with flat black paint to reduce glare.



The 1/4" hole spacing can be varied slightly if necessary to permit mounting the innermost screw of each shield base in the same screw hole; be sure to push out tube socket from shield base so that light can shine through.



HOW IT WORKS

The a.c. line voltage is rectified by diode *D1* to furnish d.c. for relays *K1-K4*, and capacitor *C1* filters this d.c. voltage well enough to prevent chattering. The coils of relays *K1* and *K2* are each connected, across the d.c. supply, in series with a "sensitivity control" and photocell (*R2* and *PC1*, *R3* and *PC2*).

As long as a light beam strikes the photocells, their resistances remain low, and *R2* and *R3* can be adjusted to pass enough current to pull in *K1* and *K2*, respectively. But if either *PC1* or *PC2* is darkened, its resistance will immediately increase, and the current flow will decrease enough to drop out the appropriate relay.


The photocells are so placed that a person walking by them, depending on whether he's coming or going, will darken *PC1* or *PC2* first. If *PC1* is darkened first, *K1* drops out and contacts 2 and 3 of that relay close. This connects capacitor *C2a* and resistor *R4* (through contacts 2 and 3 of *K4*) in series with the coil of *K3* and the d.c. supply.

Current from the supply flows through *K3*'s coil and *R4* to charge *C2a*, and the charging current pulls in *K3*. Since contacts 4 and 5 of *K3* have now closed, the 6.3-volt secondary of transformer *T1* is connected across terminals 1 and 2 of terminal strip *TS1*. In addition, contacts 7 and 8 of *K3* make the a.c. line voltage available across outlet *J1*.

Though contacts 1 and 2 of *K3* also close, this accomplishes nothing until photocell *PC2* is darkened. Then *K2* drops out, closing its contacts 2 and 3. Accordingly, charging current for capacitor *C2b* flows (via contacts 1 and 2 of *K3*) through resistor *R5* and the coil of *K3*—helping to keep the latter relay pulled in.

If the photocells remain darkened, the charging currents for *C2a* and *C2b* will keep *K3* pulled in for about 3 seconds. Therefore, any electrical signaling devices connected to *J1* or to terminals 1 and 2 of *TS1* will operate for that length of time. Should light hit the photocells before the three seconds are up (as is usual), *K1* and *K2* will pull in—dropping out *K3* and cutting off the prior signals. Note that capacitors *C2a* and *C2b* discharge through resistors *R4* and *R5*, respectively—recharging themselves for the next cycle—when *K1* and *K2* pull in.

Should *PC2* be darkened first, the reverse situation occurs. Relay *K2* drops out and *K4* is pulled in by charging current for *C2b*. Then as *PC1* is darkened, *K1* drops out—adding the charging current for *C2a* to that already flowing through *K4*'s coil. The result is that 6 volts appears across terminals 3 and 4 of *TS1* and 117 volts appears across *J2*. As before, these signal voltages remain available for about 3 seconds—but will be cut off earlier if light strikes the photocells.




Front panel of the "sensor" is extremely symmetrical, with photocells, pilot lamp, and sensitivity controls arranged in a neatly balanced fashion.

then simply reverse these connections.

Remember that outlets *J1* and *J2* are for signaling devices (such as illuminated "In" and "Out" signs) which operate on 117 volts. Six-volt devices (such as bells, buzzers, etc.) should be connected to *TS1*.


And there you have it! Chances are you'll stumble across all kinds of interesting applications for this novel alarm. For example, let's say you want to count the number of objects—people, cars, or what have you—passing in one direction only; you just plug a suitable counter into either *J1* or *J2* (depending on whether you want to count them "coming" or "going"), and your problem is solved. Or you can use the gadget to trigger a tape recorder, set up so that it will give one greeting to people coming in and a different message to those going out. Regardless of your specific requirements, one thing is certain: thanks to this little photoelectric "sensor," you'll never again have to wonder whether someone is *coming or going!*



HANDY HANDSET

*Sound-powered telephones
make superlative yuletide toys*

By HAROLD P. STRAND



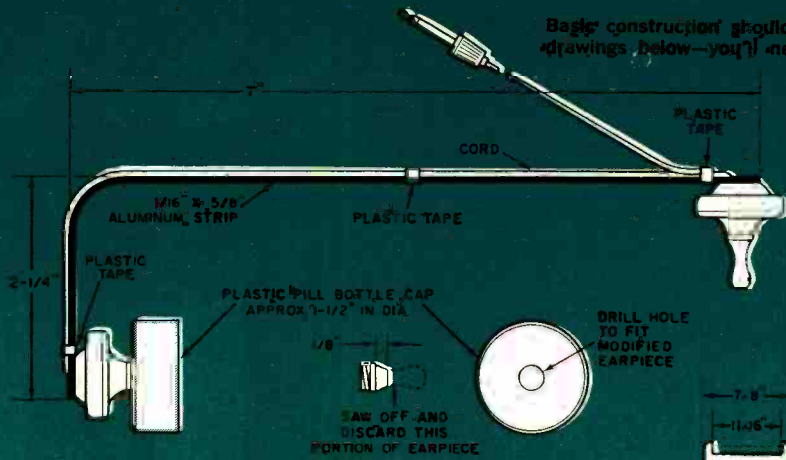
These telephones may not look much like the standard variety, but they have oodles and oodles of practical applications. Room-to-room, basement-to-garage, or wherever you use them, they provide instant communications.

SURE THEY WORK—and you don't even need batteries! What are they? Just a pair of sound-powered telephones that are certain to turn a couple of kids into a pair of happy hooligans for many a fun-time session. And what's the secret? There really isn't any—other than the fact that a crystal earphone will work as either an earphone or a microphone, depending on whether you talk or listen. Connect two such units in series, attach them to a suitable support so that you can hold one to your ear and the other to your mouth, and you have the main elements of this setup.

As you can see from the photos and drawings, the handles for the handsets are strips of aluminum which have been bent into the required shape. The bases are made of wood, and almost anything will do for the jacks and connectors. To put the telephones in operation, just connect them together with up to 100 feet of twin or twisted wires, and start talking. Happy holidays!

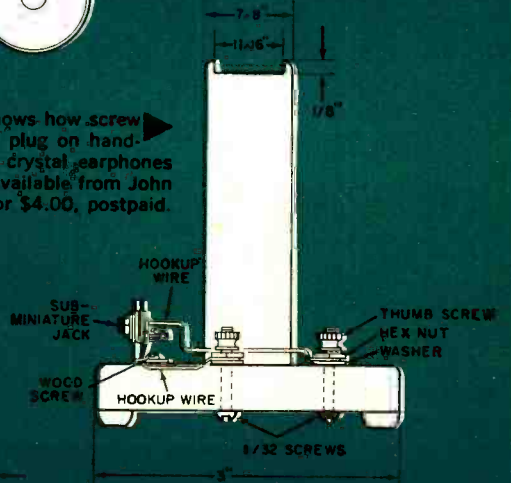
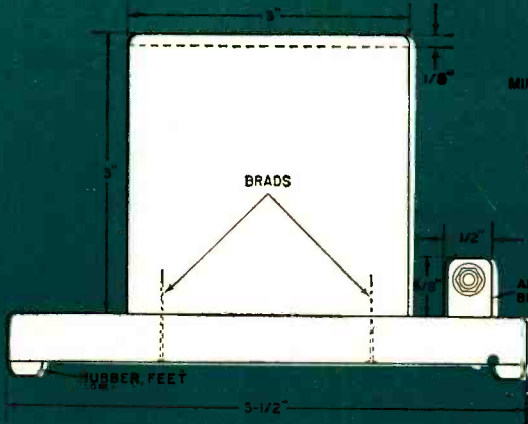
-30-

Basic construction should be evident from the drawings below—you'll need two of everything.



◀ The phones are attached to the aluminum strip with machine screws, then connected in series. Mouthpiece can be made from plastic bottle cap, or you can purchase one that screws on.

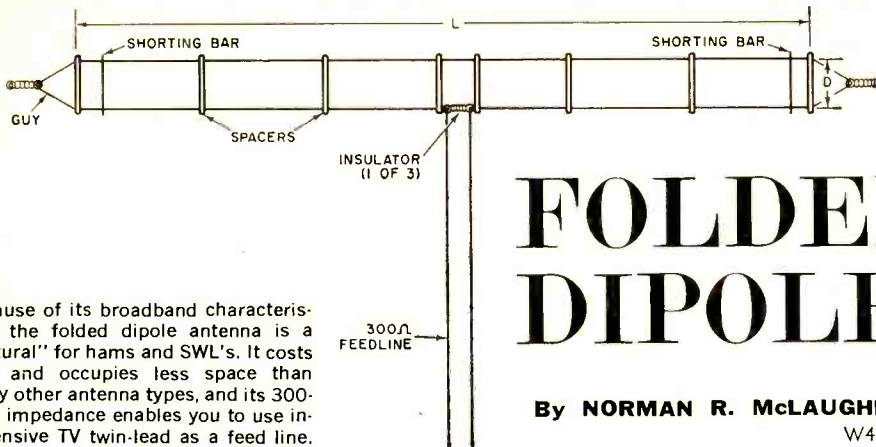
End view of the wooden telephone stand shows how screw terminals and subminiature phone jack for plug on handset are mounted and wired. A set of four crystal earphones along with 100' of interconnecting wire is available from John Meshna, Jr., 21 Allerton St., Lynn, Mass., for \$4.00, postpaid.



◀ Side view of stand. Brads and glue hold two pieces together; paint imparts a finished touch.

A crystal earphone with interchangeable earpiece and mouthpiece can save you the trouble of making your own mouthpiece as outlined above. This inexpensive unit is Lafayette's MS-439.





FOLDED DIPOLES

By **NORMAN R. McLAUGHLIN**
W4GJR

Because of its broadband characteristics, the folded dipole antenna is a "natural" for hams and SWL's. It costs less and occupies less space than many other antenna types, and its 300-ohm impedance enables you to use inexpensive TV twin-lead as a feed line.

ONE of the most satisfactory antennas for hams or SWL's, the folded dipole has been around for a good many years. And with good reason—it's easy to build, easy to match to a feed line, and fairly inexpensive. Most important, it responds to a relatively broad range of frequencies—once adjusted for the center of an SWL or ham band, it will give equally good performance over the entire band.

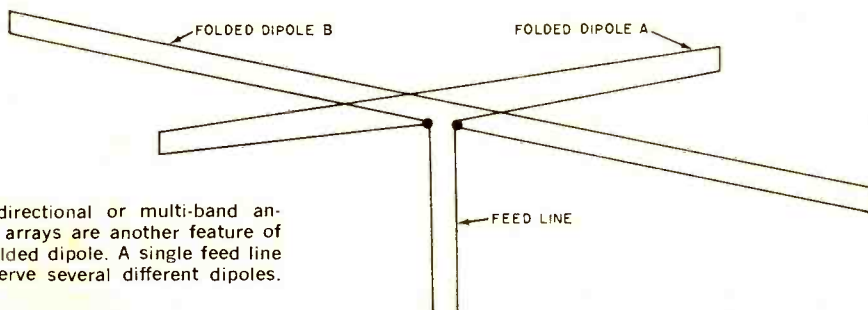
As its name implies, a folded dipole is simply a dipole with another dipole "folded" right back over it (see drawing above). Interestingly enough, adding this top wire increases the impedance of the antenna by a factor of slightly less than four. And since the impedance at the center of a simple dipole is about 70 ohms, the multiplication factor of four raises the impedance of a folded dipole to approximately 300 ohms—perfect for inexpensive 300-ohm TV twin-lead.

The necessary dimensions for putting together your own dipoles appear in the table on page 95, with measurements computed for the approximate center frequency of each band. Dimension D on the drawing isn't especially critical and can range from 1" to 8".

Number 12 or 14 enameled wire should be used for the antenna proper, and it's important to stick to the same size wire throughout. A lightweight material such as Lucite will be satisfactory for the spacers if you are unable to obtain ready-made spacers of the proper size.


It's easiest if three men work together to install the antenna—one man at a VSWR bridge, and the other two at either end of the antenna.

(Continued on page 95)



Multi-directional or multi-band antenna arrays are another feature of the folded dipole. A single feed line can serve several different dipoles.

Add an **ELECTRONIC TUNING INDICATOR** to your **Heathkit AJ-31**

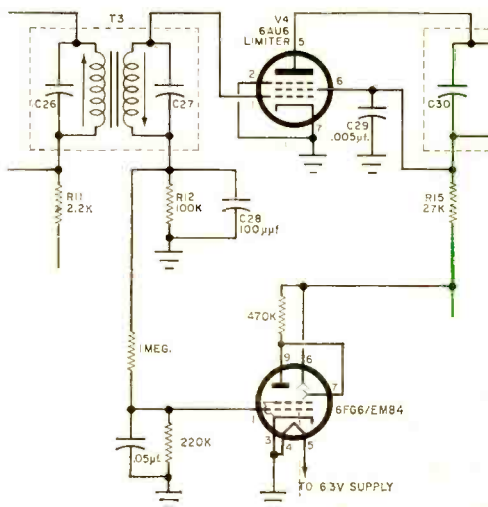


IT'S well known that FM sets are a bit more difficult to adjust for optimum reception than their AM counterparts. And for this reason, many FM units come equipped with some variety of visual tuning indicator. If they don't, it's often a simple matter to add one.

The conversion described here uses the sensitive and easy-to-install 6FG6/EM84 indicator tube, and was carried out on a Heathkit AJ-31 FM tuner. The principles involved, however, apply to many other FM tuners and receivers.

Mounting Indicator Tube. The 6FG6/EM84 is mounted on the rear of the set's dial backing plate and a 1" x 1/8" window is cut in the plate so that the tube's "indicator line" can be viewed from the front. It will be necessary to remove the backing plate to make these


By **CHARLES S. VALLONE**



PARTS LIST

- 1—220,000-ohm, 1/2-watt resistor
- 1—470,000-ohm, 1/2-watt resistor
- 1—1-megohm, 1/2-watt resistor
- 1—0.05- μ f., 200-volt paper capacitor
- 1—6FG6/EM84 tube
- Misc.—Bracket and socket for tube, terminal strip, wire, etc.

Schematic diagram shows how tuning indicator circuit is connected to AJ-31. All added components and wiring are found in the colored section.



Viewing window and homemade bracket for indicator tube are seen in this photo of rear of dial plate. Bracket is soldered, rather than screwed, in place because screw heads would be visible behind dial.

modifications, of course, and in the case of the AJ-31 this means first disconnecting the a.f.c. switch, removing the volume control, and unstringing the dial cord.

As can be seen in the photograph of the rear of the plate, the author made a bracket for the tube from some metal strapping (about $\frac{3}{8}$ " wide) and a couple of spring clips. You can duplicate the bracket illustrated or improvise one of your own.

Locate the bracket and window so that the indicator line will be visible behind the upper center of the dial glass after the tube is installed and the dial is put back together. You won't be able to screw the bracket to the backing plate because the screw heads would show; the bracket can be soldered in place instead. Once the above modifications are complete, the dial plate and other components can be reassembled.

Electrical Connections. The schematic diagram shows how the 6FG6/EM84 tube and its associated components (colored portion of diagram) are connected to the circuitry of the AJ-31. Notice that the "signal voltage" for the control grid of the tube is picked up from the junction of *R12*, *C28*, and the bottom secondary lead of *T3* (the last i.f. transformer preceding the limiter stage).


If your set is not an AJ-31, but has an analogous junction, make this connection in the same way; in the event that there is no similar junction, don't try to use this indicating circuit. The only other connections (besides the various grounds) to the set are those from pin 6 of the 6FG6/EM84 to the bottom of *R15* (or to any other approximately

250-volt point on the B+ line) and from pin 5 to the 6.3-volt heater line.

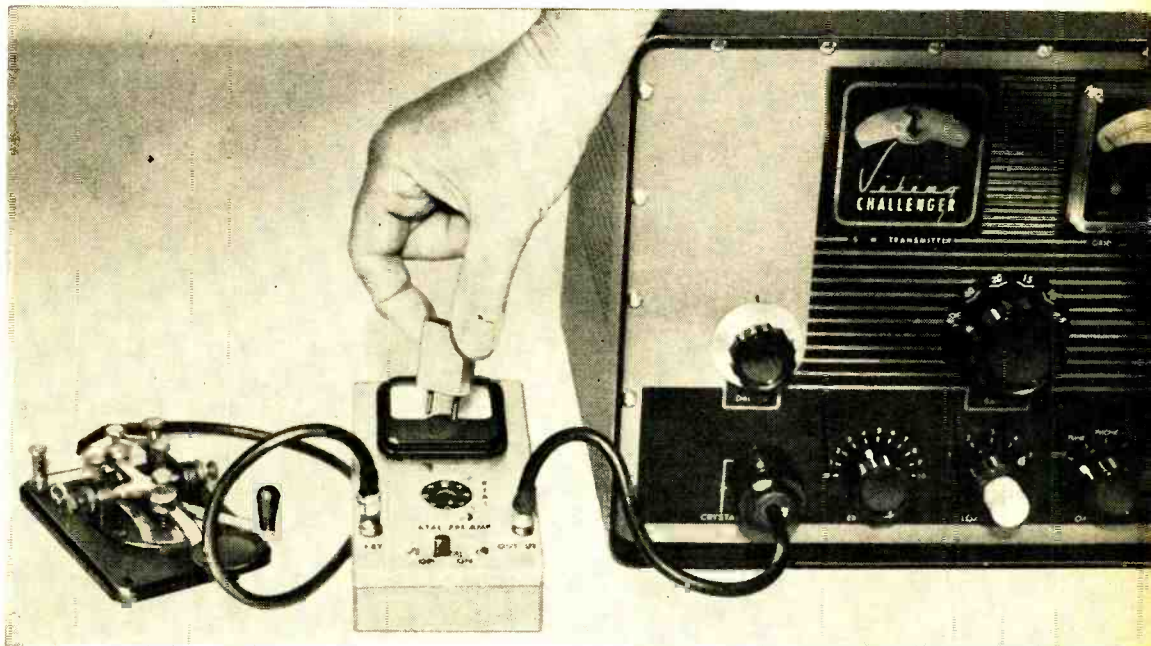
When wiring up the circuit, place the 470,000-ohm resistor on the indicator tube socket and locate the other two resistors and the capacitor under the chassis. A two-lug (one grounded) terminal strip will support the 220,000-ohm resistor, the capacitor, and one side of the 1-megohm resistor. The latter should be as close to the i.f. transformer to which it is connected as possible, so locate the terminal strip accordingly.

With all the connections made, plug the 6FG6/EM84 into its socket and slide the tube-and-socket assembly into the bracket. Adjust the tube so that the indicator line shows through the window, and the installation is complete.

If you find that the tube responds only to the strongest signals, try reducing the value of the 1-megohm resistor. Conversely, if the tube gives too much of an indication even on weak signals, increase the value of the resistor. -30-



"Why can't you go out nights like other men?"



Preamplifier for "Lazy" Crystals

By I. C. CHAPEL

SOMETIMES construction projects are "born of necessity." In this case, the author had some 40- and 80-meter quartz crystals which were known to be good but which just would not excite the oscillator tube of his transmitter. And so this little "preamp" was designed to make use of them.

The unit is actually an oscillator circuit in its own right. But it imposes a lighter-than-usual load on the crystal—a circumstance that will allow even the "laziest" of crystals to oscillate.

When you're not using the preamp with your transmitter, you can press it into service as an end-of-band marker for your receiver or even as a code-practice oscillator (see "Operation" section).

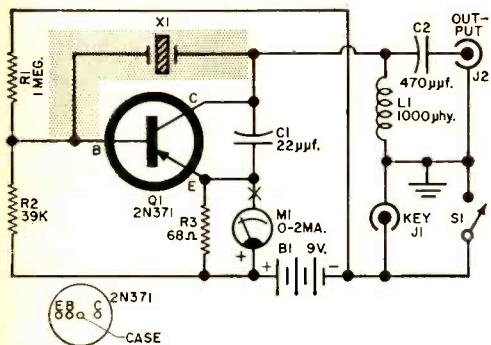
Construction. The oscillator circuit is housed in a 5½" x 3" x 1¼" aluminum utility box. Mount the parts as shown in the pictorial diagram and photos. Wiring is not critical, but it's a good idea to keep all leads as short as possible.

Note that an octal socket serves both as a socket for an FT 243-type crystal

(pins 1 and 3) and as a 4-lug terminal strip (pins 2, 4, 5, and 6). You might want to seal up the openings for all but pins 1 and 3 with glue to prevent accidental insertion of the crystal in the wrong place. Crystals with other than FT 243-style pin spacing can be accommodated by using adapters.

Meter *M1* is a 0-2 ma. unit the author had in his spare parts box. A 0-1 ma. meter can be used instead if you insert a 470-ohm resistor (½ watt is fine) in series with it at the point marked "X" on the schematic diagram. The meter serves only to indicate whether the crystal is oscillating and to measure its relative activity—so the calibration isn't important.

No transistor socket is used, and it will pay you to employ a heat sink while soldering *Q1*'s leads in place. Though a



Meter M1 will read approximately mid-scale when crystal X1 (gray area) causes circuit to oscillate.

2N371 transistor is specified for Q1, the circuit was tested satisfactorily with both a 2N372 and a 2N374. Either of the latter two types will do the job.

Operation. Just run a cable from jack J2 to the VFO input of your transmitter, plug the "lazy" 40- or 80-meter crystal into pins 1 and 3 of the octal socket, and turn on S1. An indication on M1 means that the crystal is oscillating properly.

Now, tune up your rig as usual, and you're ready to transmit. For CW operation, open S1 and plug your key into J1.

The preamp should supply plenty of drive with the 9-volt battery specified. If it does not, the voltage can be in-

PARTS LIST

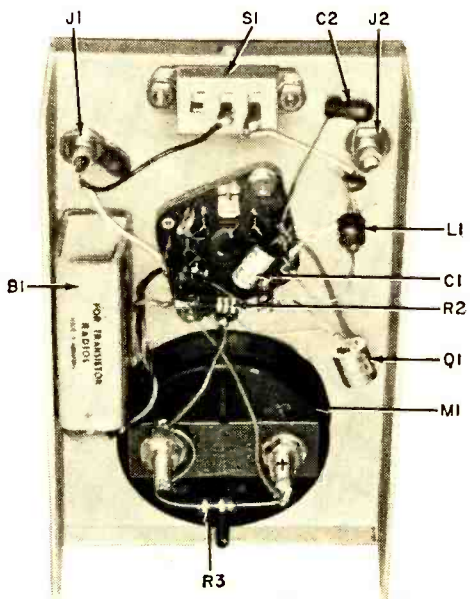
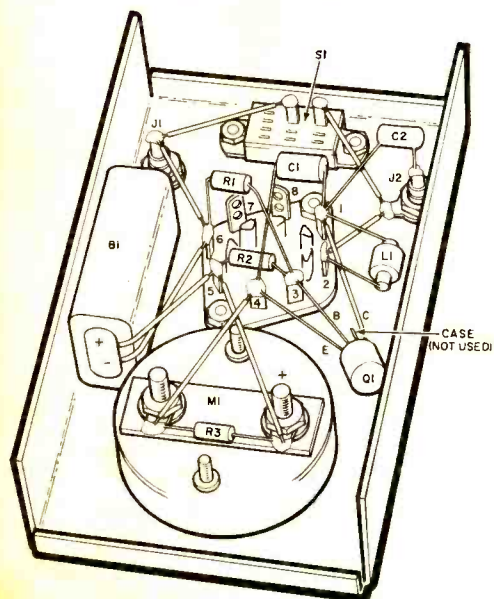
B1—9-volt battery (Burgess 2U6 or equivalent)
 C1—22 μf. } ceramic or mica capacitors,
 C2—470 μf. } voltage not critical
 J1, J2—RCA-type phono jack
 L1—1000-μh. r.f. choke (Millen 1300-1000 or equivalent)
 M1—0-2 ma. meter (or 0-1 ma. meter with 470-ohm resistor—see text)
 Q1—2N371 transistor (RCA or Sylvania)
 R1—1 megohm
 R2—39,000 ohms } ½-watt, 10%
 R3—68 ohms } resistors
 S1—S.p.s.t. switch
 X1—80- or 40-meter crystal to be "preamplified"
 1—5½" x 3" x 1¼" aluminum utility box (LMB 139 or equivalent)
 Misc.—Octal socket, battery connector, cables for output and key, etc.

creased to 12 or 13 volts without harming the transistor.

Though no "on-off" switch, as such, is provided, the drain on B1 is only a few microamps with S1 open. Therefore, the battery can be left permanently connected, and you won't have to worry about running it down. The drain with S1 closed is on the order of 10 ma.

To use the preamp as an end-of-band marker, just insert a crystal of appropriate fundamental (or harmonic) frequency and turn on S1. You can then tune in the signal on your receiver. To practice code, plug a key into J1 and turn on the receiver's BFO. -50-

Placement of parts is not critical but it is advisable to follow layout shown in pictorial and photograph. Unused terminals on tube socket serve as tie points.



FLIP FLAP

or THE BIRD, SAM,
HENRI, AND I

By SINCLAIR



Drawings by the Author

IT WAS three o'clock Sunday morning. Cautiously I turned the knob and let myself into my brother's room. Muffling my footsteps with huge slabs of foam rubber, I padded silently past Sam's sleeping silhouette and reached the workbench. My prize lay in the clear plastic box marked: *Silicon-Controlled Rectifier*. As my hand approached the treasure, I inadvertently caused the detuning of a resonant circuit secreted away in the bowels of the workbench. Sam's burglar alarm!

With the click of a relay, the room lights went on full, bells clanged, and from somewhere under the bed a tape recorder began to repeat endlessly: "Hands up, gotcha covered, hands up, gotcha covered . . ."

Sam slowly sat up, rubbing his eyes, and I knew that a rapid retreat was of the utmost urgency. Bounding across the room in great leaps, thanks to the foam rubber footpads, my clawing hands discovered that the door had been electrically bolted by the fiendish alarm.

"Ahah! Ouch, ouch, ouch," Sam cried, leaping out of bed and onto the handful of carpet tacks I had scattered to facilitate my escape. "Thief!" he screamed, leaping back on the bed and pulling tacks from his feet. "You pirate," he fumed, searching for his shoes, "I'll teach you to try swiping parts from my stock."

Sensing my opportunity, I swiftly bounded to the foot of his bed, swept away his brogans, and lunged back before he could parry with the whip antenna of his hand-held R/C transmitter. "Simmer down, Sam," I said, tossing him a box of Band-Aid's. "I only wanted one lousy rectifier to finish up a switching circuit I built last night."

"You expect *me* . . .," he laughed, gesticulating with an adhesive bound foot, ". . . to give *you*, a hi-fi nut, my only silicon-controlled rectifier? You must be soft in the head, kid. That was the last one at the parts store. It'll take them weeks to get another! Anyway, you wouldn't know how to use such a sophisticated component in that idiotic electronic grab-bag you call a hi-fi system."

"Fie!" I spat. "At least I don't waste my time making toy airplanes that

either crash or fly away, never to be seen again. High-fidelity sound reproduction is a mature and exciting hobby, not for clods like you."

"Hi, fi, fo, fum," he retorted, stepping gingerly from his bed to the top of the workbench. "You couldn't build a radio-controlled kiddy car; R/C is a hobby that requires patience and craftsmanship." Sam inched his way along the bench-top.

"Izzat so, izzat so?" I replied brilliantly. "Listen, Sam, I could build a ship that would fly rings around any of those crates you call airplanes."

Sam stepped carefully onto an electronics magazine he had thrown to the floor. Using magazines as stepping stones across the river of tacks, he made his way toward me.

I had to think fast. "How about a little wager, Sam? Two dozen assorted capacitors says I can outfly you."

"Done!" Sam stopped in mid-step. "You pick the place and don't forget to bring along the capacitors. I can use them in a new pulser I'm building." Sam resumed his stalking. "But now to teach you to keep out of my equipment."

As Sam closed in, the hand of fate interceded. Preparing to eat his lunch, the night custodian at the power station took off his coat and hung it on the main breaker handle. In the ensuing moment of darkness, I heard the relays in Sam's alarm drop out, and the door yielded to my frantic tugging. Bounding down the hall, I heard Sam scream as he floundered in the dark and came down hard on the few remaining tacks between him and the door.

THE NEXT FEW DAYS were spent re-acquainting myself with balsa wood and airplane dope. Since I had dabbled in model building in my younger days, I soon had my craft ready to fly. Late one evening, as I was putting the final touches on the actuator installation, Sam bumped into my room to view the progress.

"Holy moly!" he exclaimed, grasping the door jamb for support. "What in the name of Walter A. Goode is that contraption?"

"That, my ill-informed brother, happens to be an ornithopter, or flapping-wing craft," I held my creation aloft,


"... modeled after one of nature's finest flying creatures, the pigeon . . . in this case, Henri." I pointed to a corner of my bench where Henri, perched on a defunct tone arm, was preening his feathers and cooing softly.

Sam sat on the floor rubbing his still-bandaged toes. "You think that mechanical bird can outfly one of my R/C ships?" Sam guffawed loudly, causing Henri to flutter nervously to the bed post. "I don't see any glow plug engine. How is it going to fly? With rubber bands?"


"My dear demented brother," I began, "you are so set in your ways that any innovations in your field are bound to be greeted with ridicule. The motor is electric, powered with nickel-cadmium cells, and located inside the fuselage at the optimum position for power transmission. You might also be interested in the circuitry with which I intend to control this bird." I unrolled the schematic diagram of my control circuits.

Sam was obviously awed as I proceeded to explain the schematic. "As you can see, the receiver front-end is conventional, that is, a crystal-controlled, double-conversion superhet with r.f. pre-selection. This, then, feeds my control signal—a series of variable audio tones—to a discriminator and hence to the integrated, negative-feedback servo system which I have patterned after the muscle structure of my feathered friend."

"Good grief!" Sam sputtered. "That circuit looks like a cross between a CB
(Continued on page 89)



BLINKY



Introducing "Blinky," the nite-light blinking bee

By WILLIAM H. MINOR

HERE'S a little project that's sure to keep the youngsters amused for hours and hours. About 9" from head to tail, this busy balsa "bee" will blink continuously for over a year on one set of batteries. Blinky's operation is based on two neon-bulb relaxation oscillators, housed in the bee's hollow body.

Construction. Cut all the balsa wood pieces to the dimensions given in the Bill of Materials. Then cement the body (B, C, D, and H) together as shown in the drawings. You can also cement E and F together for the head at this time, but don't attach it to the body yet. When the body cement has dried, fit the top (A) snugly to the body.

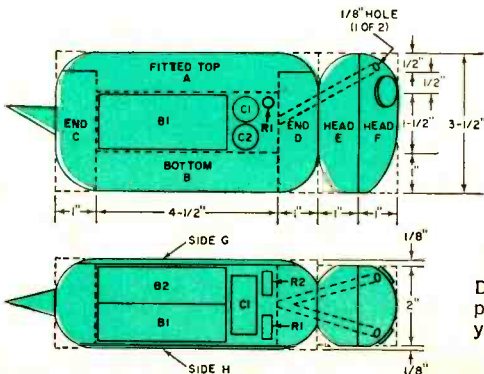
The next step is shaping. Cut and

sand the hollow balsa body as indicated in the detail drawings. Follow the same procedure with the head and cement it to the body. This done, locate the spots where the two antennae will be and drill a $\frac{1}{8}$ " hole for each one. Now, using the two 3" x 8" x $\frac{1}{8}$ " pieces of wood, form and sand the wings; shape them according to your own design, and then cement them onto the top.


Cement the square legs in place next, carving and sanding them round after they dry. To make Blinky stand evenly on all six legs, place a sheet of sandpaper on a flat surface and sand all the legs at the same time. Dope, paint, and sand the body, and the "handicraft" part of the job is finished.

Wiring. Solder about four inches of No. 20 insulated wire to each lead of the neon bulbs and draw the two leads of each bulb through a strip of spaghetti tubing. Now feed the spaghetti from each bulb through its respective hole in Blinky's head, leaving a few inches protruding for the antennae.

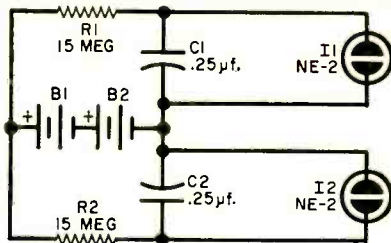
Wire the capacitors, resistors, and



Detail drawings show how the major parts are put together. You can use your imagination for the tail and eyes.



"Blinky" is shown here with his winged, fitted top removed for insertion of the batteries, capacitors, and resistors.



Two neon-bulb relaxation oscillators comprise the circuitry of the blinking bee.

BILL OF MATERIALS

- 1—24" piece of 1" x 2" balsa wood, cut into:
 - 1—6 1/2" piece for the top (A)
 - 1—4 1/2" piece for the bottom (B)
 - 2—3" pieces for the ends (C and D)
 - 2—3 1/2" pieces for the head (E and F)
- 1—29" piece of 1/8" x 3 1/2" balsa wood, cut into:
 - 2—3 1/2" x 6 1/2" pieces for the sides (G and H)
 - 2—3" x 8" pieces for the wings
- 1—18" piece of 1/2" x 1/2" balsa wood, cut into:
 - 6—3" pieces for the legs
- B1, B2—67 1/2-volt batteries (Eveready 416 or equivalent)
- C1, C2—0.25-μf., 200-volt capacitor (Cornell-Dubilier DPMS2P25 or equivalent—see text)
- I1, I2—NE-2 neon bulb
- R1, R2—15-megohm, 1/2-watt resistor—see text
- 2—Strips of 1/8"-diameter, 3 1/2"-long spaghetti tubing
- Misc.—Wire, cement, model airplane paint, sandpaper, etc.


batteries, and connect the leads of the neon bulbs as shown in the schematic diagram. The bulbs should start to blink immediately at the rate of one per second. (Due to the limited amount of space in Blinky's hollow body, C1 and C2 should not exceed 3/4" in diameter and 1 1/2" in length, while R1 and R2 should be no larger than 1/4" in diameter and 3/4" in length.)

Finally, place the batteries and other electrical parts carefully into the body cavity, and install the top. Don't worry about an "on-off" switch—the balsa bee will continue to blink for the shelf life of the batteries.

—50—

MORE "TOWER" TO YOU

By David Moore



The CB man this day and age,
You usually will find,
Has equipment in his shack
Of every size and kind.

He has scopes for checking output
And a bridge for standing wave.
He's got to keep his power up—
Those five watts he must save.


He's got to punch through QRM
To contact Warehouse Two.
You'll find the building down the street—
It's hardly out of view.

Yes, this chap's a perfectionist.
He keeps on with his quest
To improve his CB setup
And to make his signal best.

So naturally he stacks his beams
Atop his home-brew tower.
And, of course, the fourteen elements
Will multiply his power.

However, you're not going to hear
His signal any more.
From his tall tower he must chop
Off sections three and four.

The FCC has grounded him,
And here's the reason why:
Though our friend's tower was mighty fine—
Ninety feet is just too high!



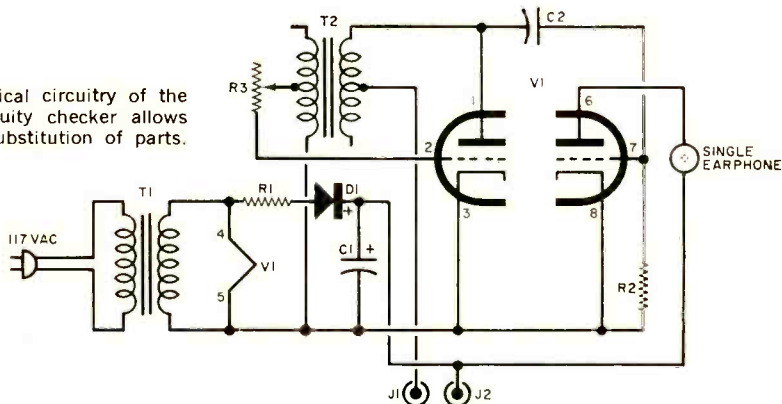
AURAL CONTINUITY CHECKER


By **PHILIP E. HATFIELD**, W9GFS
Receiving Tube Dept., General Electric Co.

THOSE OF YOU who have used an ohmmeter for continuity checks know that it is sometimes desirable to have "two heads." After all, how else can you keep your eyes on the meter scale and the test probes at the same time? The answer is that you don't have to—if you use your eyes *and* your ears. With an aural continuity checker, you can keep your eyes on the test probes and *listen* for the "sound" of your circuit.

A number of aural continuity checkers can be constructed but they have certain faults. If you build a checker that employs a dry cell in series with a headphone, you'll find it difficult to distinguish between an open circuit and a capacitor. If you use a buzzer and a dry cell, you can remedy this defect, but the

The non-critical circuitry of the aural continuity checker allows for broad substitution of parts.





PARTS LIST

C1—25- μ f., 25-w.v.d.c. electrolytic capacitor
C2—0.005- μ f. paper, ceramic or mica capacitor
D1—1N34A diode (or equivalent)
J1, J2—Five-way binding post (Superior DF30BC or equivalent)
R1—150-ohm, 1/2-watt carbon resistor
R2—470,000-ohm, 1/2-watt carbon resistor
R3—250,000-ohm potentiometer
T1—Filament transformer; primary, 117 volts; secondary, 12.6 volts @ 0.15 amp (Triad 3F778 or equivalent)
T2—Audio transformer—see text
V1—Dual triode—see text
I—5" x 9" pegboard
Misc.—Phone jack, pair of test leads, line cord and plug, 5-lug terminal strip, bracket for pitch control, 9-pin miniature tube socket, hardware, etc.

high current required by the buzzer will probably damage some of your parts. With the unit described here, however, you won't encounter these problems. Better yet, you'll probably have the necessary components right on your bench.

This device will enable you to distinguish between a large electrolytic capacitor and a continuous circuit, and will also give you an idea of the magnitude of the resistance in the circuit being tested. The checker operates with a very low current, preventing possible damage to circuit parts.

Construction. Neither parts nor layout are critical. The unit is built on a 5" x 9" pegboard (any suitable board will do), with rubber feet attached at the four corners. A single earphone is mounted directly on the board, but for

With four rubber feet on the bottom of a 5" x 9" pegboard and all the parts on top, the checker can either be hung on a wall or left on a workbench top.

noisy locations you might want to install a phone jack to accommodate a pair of headphones.

The author used a push-pull interstage audio transformer for *T2*; however, any single-ended audio transformer will do the job provided that the winding impedances are greater than 5000 ohms (such as the Stancor A-53). And you have a choice of a 12AT7, 12AU7, or 12AX7 for *V1*.

Checking Out the Checker. Plug in the unit and, after a suitable warm-up period, touch the leads together. A tone will be heard in the earphone, the pitch of which you can adjust by varying *R3*. If no tone is heard, reverse the leads or either winding of *T2*.

Make continuity checks just as you would with an ohmmeter, but now listen for an audible tone to denote a continuous circuit. To estimate the magnitude of the circuit's resistance, compare this tone to the tone obtained by shorting the test leads. In the author's model, a resistance of about 1.1 megohm gave a low—but still audible—tone. If there is a capacitor in the circuit, the tone should sound and then die away. The time length of the tone is dependent upon the capacity.

—30—

BEAM ON WILDLIFE

Brer Rabbit's nocturnal habits come to light with the aid of RDF and midget transmitters

By **DUANE VALENTY**




DOWN IN THE EARTH a rabbit stirs, awakened by the timepiece with which nature equips all of its wild creatures, and ventures out to forage for food. A short distance away, two men note that the rabbit is emerging at 5 p.m. for a night of feeding that will end about 7 a.m.


Brer Rabbit doesn't know it, but his every move is being closely monitored by means of a radio transmitter attached to the collar around his neck. No bigger than a thimble, the transmitter weighs less than an ounce—including its built-in battery which supplies power for as long as four months. The transmitter's flexible antenna, encased in plastic, fits around the animal's body and is an integral part of the harness holding the tiny transmitter. A radio direction finder up to two miles away keeps tabs on the bunny's hops and hips.

Cottontail snooping is not a hobby to pass the time with but a serious research project undertaken by William Cochran, electronics engineer in the University of Illinois engineering department, and Rexford D. Lord, Jr., research associate in the Illinois State Natural History Survey located on the campus. Since the two began their experiments, new information on


(Continued on page 92)



University of Illinois photos



Rexford D. Lord, Jr. (above, left), and William Cochran (above, right) use RDF with 2-foot loop antenna to track wired rabbit (at right).



Base-Insulating Your

By HOWARD S. PYLE, W7OE

THOUSANDS OF HAMS find the insulated-base vertical radiator an ideal solution to their antenna problems. But, while the radiating element can be made of water pipe, electrical conduit, aluminum tubing, "rain-gutter" pipe, or even aluminum irrigation piping, the choice of material for the base and base-insulator is often not quite so obvious.

Before we illustrate how easy it is to design an effective base-insulating system, a few things about the construction of vertical antennas need to be reviewed. First of all, the most popular height for a vertical is in the neighborhood of 33 feet. This makes a half-wave antenna for the 20-meter band, a quarter-wave for 40 meters, and an eighth-wave (or, with suitable loading, a quarter-wave) antenna for 75 - 80 meters.

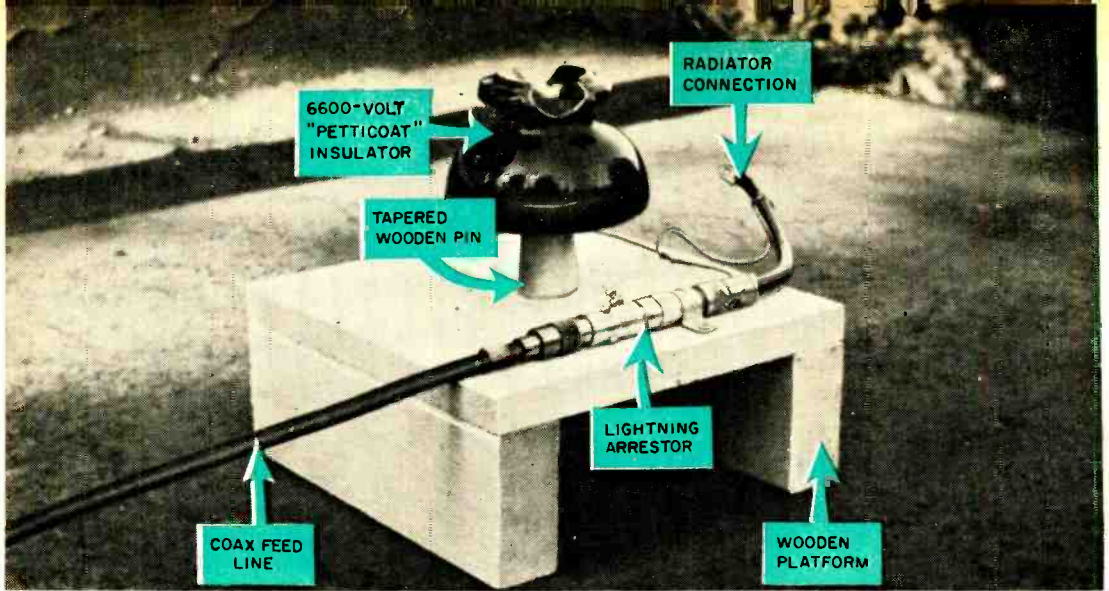
Any vertical piece of tubing 33 feet long, of course, must be guyed. And, while it's not within the realm of this article to discuss guying methods, it should be mentioned that guy wires must be broken up into short electrical lengths by means of insulators (the small "goose-egg" or "airplane" type is most commonly used). Generally, each guy has one insulator near the radiator, one in the center, and one at bottom.

The point we'd like to make here, though, is that the necessity for guy wires is actually an asset when it comes to picking out a base-insulating system. Most of the horizontal stresses caused by the weight of the radiator and the winds are taken up by the wires, the insulator merely acting as a vertical support. This being the case, the insulator need not have great mechanical strength and need not be firmly anchored to the foundation on which it stands.

Constructing the Base. The first thing you need for your base-insulating system, naturally, is a base. As illustrated in Figs. 1 and 2, this can be a very simple structure—but it should be made of cedar, or some similar weather-resistant wood. And for further protection from the weather, the base should have two coats of outside paint or varnish.

If you can toe-nail your base into the roof or into some other rigid surface, the design of Fig. 1 is a good one. It's nothing more than a 10" square of 1" x 10" stock supported on two 2 x 4's. Use 8-penny nails both to put the base together and to fasten it to the roof. A hole for the insulator, if necessary, is made in the center of the square.

Should you have reservations about



Photos point out details of W7OE's unusual vertical antenna.

Vertical

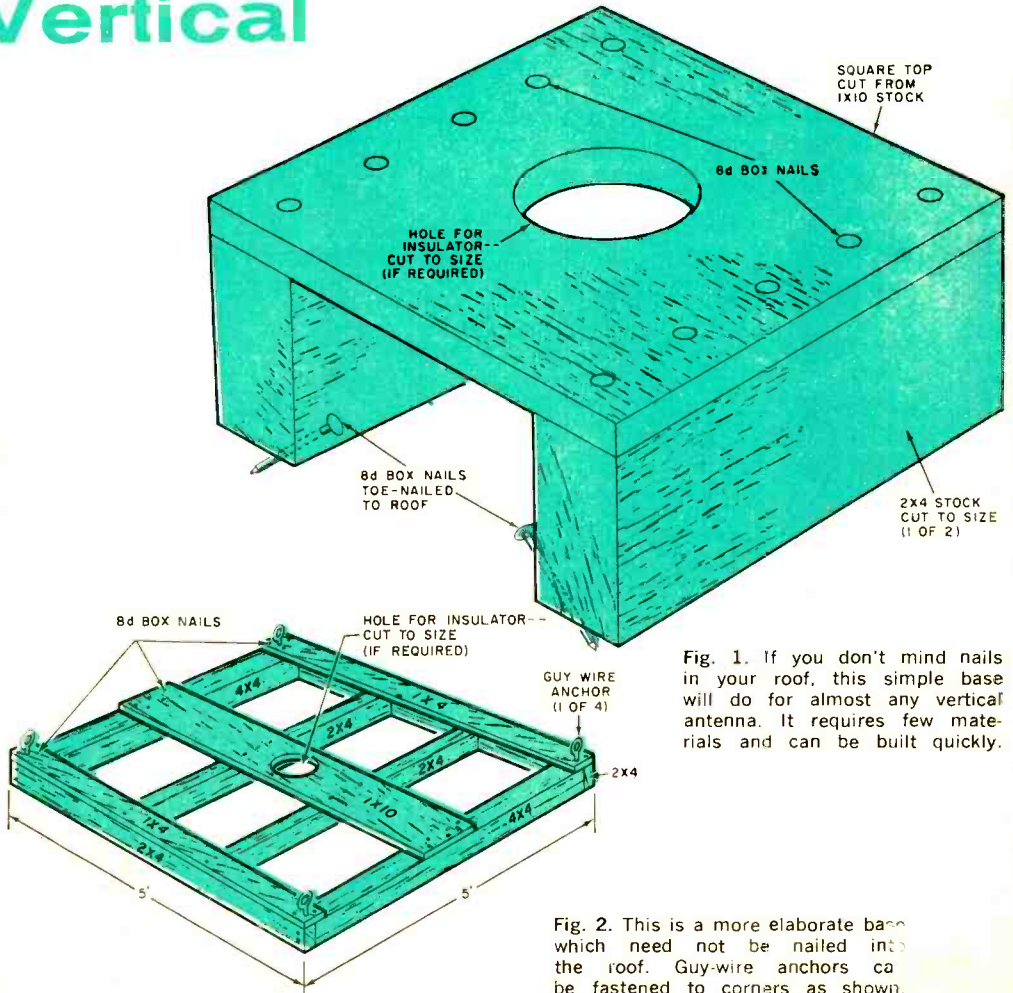
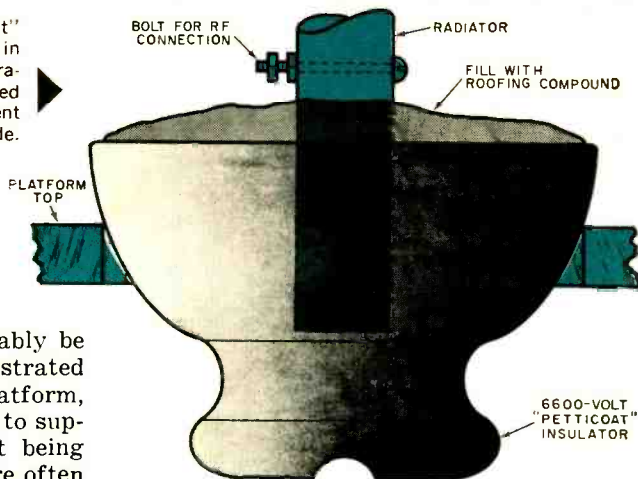


Fig. 3. High-voltage "petticoat" insulator rests, upside down, in platform top to form cup for radiator. Unused space is filled with roofing compound to prevent rain water from collecting inside.



nauling into the roof, you'll probably be more interested in the base illustrated in Fig. 2. Basically a 5'-square platform, it's of heavy enough construction to support a light 33' vertical without being nailed down. Where high winds are often found, however, it's wise to weight the corners with concrete building blocks or some other suitable material. Finally, you can install your guy-wire anchors as shown instead of screwing them into the roof.

Either of these two bases should handle almost any type of mounting situation the average ham is likely to encounter. To keep the antenna perpendicular on a sloping roof, though, wooden "shims" may have to be installed under the appropriate corners.

Pole-Line Insulators. Once you've constructed a base, the next problem is to devise an insulated mounting for the antenna. The author has found that the "pole-line" insulators in common use by telephone and power companies serve very well for this purpose. They are quite inexpensive, and available in many different varieties and voltage ratings at the larger electrical supply houses. Moreover, just about any size will handle even a kilowatt of r.f. with no trouble at all.

Illustrated in the photographs is an antenna installation designed around a glazed-porcelain unit known to the electrical trade as a "primary line high-voltage petticoat cross-arm insulator." The size used here happens to be rated at 6600 volts, but was chosen primarily for its physical dimensions.

This insulator is mounted on a tapered wooden pin which is fastened to a platform similar to that shown in Fig. 1. The radiating element (which is made of 4" aluminum heating duct) simply rests on top of the insulator, not being fas-

tened in any way. The guy wires keep the element firmly in place.

Another way of using the same insulator is diagrammed in Fig. 3. Here the unit rests, upside down, in a circular hole made in the platform top. The base of the antenna fits in the cup-like depression formed by what was originally the bottom of the insulator. Packing the depression with roofing compound keeps it from filling with rain water.

Figures 4 and 5 show two methods of employing the heavy "bottle-glass" insulators favored by telephone companies. In both cases, the insulator mounts upside down in the platform top, as before—and an application of roofing compound prevents rain water from collecting.

The arrangement of Fig. 4 is similar to that of Fig. 3, with the antenna base resting inside the "bottom" of the insulator. The Fig. 5 arrangement is useful in cases where the radiator is too large to fit inside the insulator. Here, a standard crossarm pin (or a wooden dowel) is fitted into the insulator and the radiator mounted on that. If there's too much space between the radiator and the insulator, the play can be taken up with a wooden plug, or with four wood blocks, as shown.

Screw-Base Insulators. A "screw-base service-entrance" insulator, ordinarily used to terminate a power line where it enters a house, can also be employed to good advantage (Fig. 6). It comes equipped with a heavy-duty screw, so

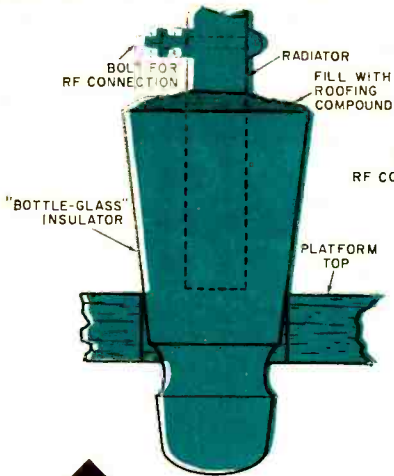


Fig. 4. Here, the arrangement is identical to that of Fig. 3 except that a telephone-type insulator is used.

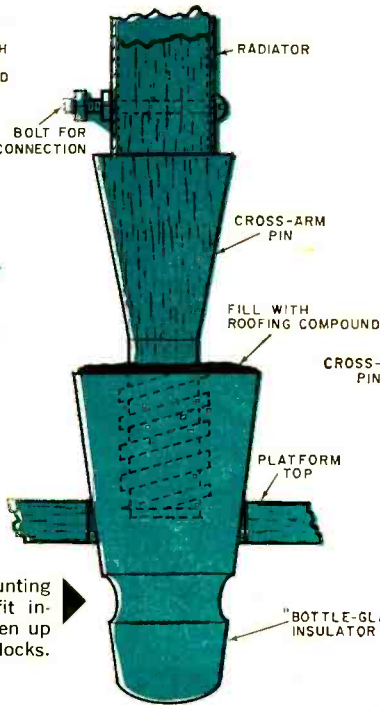


Fig. 5. Ideal for mounting radiator too large to fit insulator. Any play is taken up with wooden plug or blocks.

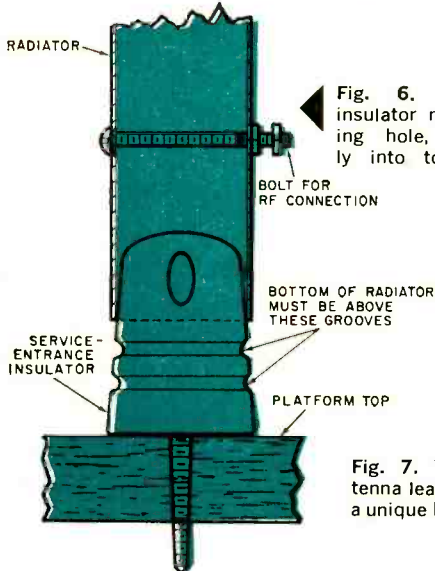
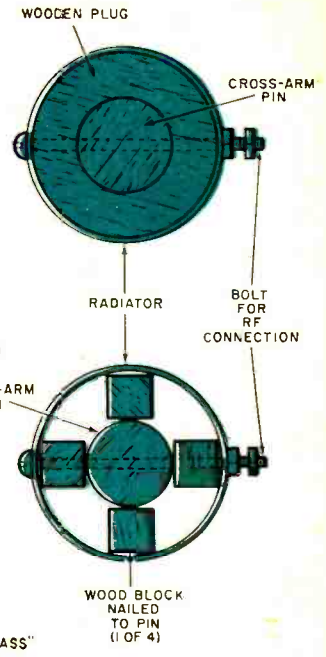


Fig. 6. Service-entrance insulator needs no mounting hole, screws directly into top of platform.

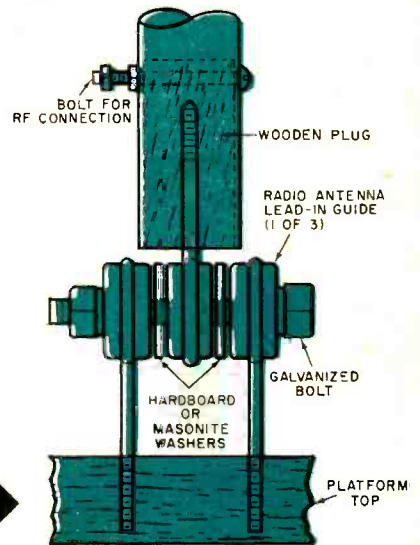


Fig. 7. Three radio antenna lead-in guides make a unique hinged mounting.

there's no problem in mounting it on your platform. The bottom of the radiator is then slipped over the top of the insulator—but be sure to select an insulator large enough so that the radiator is held well above the grooves, as shown. These grooves are weak points, and any play in a radiator resting on them will cause a fracture.

Another type of screw-base insulator

—this time from the electronic, rather than the electrical, field—makes an interesting hinged mount for the base of your antenna (Fig. 7). As can be seen in the diagram, the system uses three radio-antenna lead-in guides. Consisting of a round porcelain "eyelet" set in a screw-type wire mount, this kind of insulator is somewhat out-of-date—but is
(Continued on page 116)



On the Citizens Band

with **MATT P. SPINELLO**, 18W4689, CB Editor

Hi there, CB'ers. I'm 18W4689, your new CB Editor. I'd like you to know that I will do my best to fill the CB shoes of Dick Strippel, my predecessor. But I'll need your help! Remember, this is your column, and we want it to reflect all CB activities. So keep those club bulletins and news items pouring in.

Matt P. Spinello

WITH THE END of the year just around the corner, this seems like a good time to ask where CB has gone in 1962, and where it is going in '63. One glance at the POPULAR ELECTRONICS CB Directory (August, 1962, issue) should answer the first question pretty well. The stack of letters and many excellent club newspapers sent to this column during the past year stand as witness, and the more than 300,000 current CB licensees testify still further.

It's a little different than in dad's day when that monstrosity of a broadcast receiver took up a large corner of the living room. Then, technical and visible changes were made at what would seem a snail's pace today. But in this space age of communications, our country's electronic genius has taken the Citizens Band and turned it into a two-way wireless telephone utility. From the hissing, howling depths of those first "hand-made" superregens to the heights of present-day multi-channelled, super-selective squelchers, there's a unit and a price range to fit every pocketbook, fulfill every requirement.

A multitude of transmitters and transceivers are now being offered, ranging from near 100 mw. to 5 watts input. And there are station accessories from


crystal checkers, speech boosters, and field strength meters to suppression kits, scramblers, and antenna systems. So it's pretty tough *not* to come up with the right complement of gear.

The manufacturers have certainly done their part to help squelch the ever-mounting problems in the CB traffic jam. And despite continual violation-prone operations by some CB'ers, the CB clubs across the nation have done much to stimulate not only interest but proper usage and operational procedure on the band.

Here's a giant "hats off" for a job well done in '62, to those thousands who are trying to come up with the right combination of FCC "do's" and "don'ts"! Let's heed the plea in '63!

Growing Pains. Antique, collector's item, or even "Old Dog in the Basement" might aptly be the title of the CB unit pictured below. Handmade to the extent of pounding out the chassis, using spare parts, and adding pioneering CB touches,

Remember the "Days When"? This vintage CB unit was built from scratch, even to the extent of a hand-pounded chassis.





This group of CB operators meets twice a week in Rochester, N.H., to study radio theory and code. It's a free course for anyone in the general vicinity who wants to become a ham. See text below.

the unit was originally housed in two sections, with the power supply reposing in a chassis half the size—and weighing twice as much.

One of the first CB units on the air in a section of the 18W Midwest call area, this instrument was constructed by a licensed television engineer, and boasted a ten-mile range for over a year. After several receiver modifications, brought about by an increase in 11-meter use in the area, a modified BC-603 was tied in as a receiver; in addition, a push-to-talk mike was added, actuated by an a.c. solenoid.

In less than four years, CB growth has all but wiped out this type of “proud starter”! Although this particular unit is no longer on the air, the owner won't part with it—partly because of its value as a conversation piece, partly because of the many hours spent trying to keep it on the air during “those early years”!

“Walkie” Talk. Let's face it: there's a definite increase in the popularity of “handie-” and “walkie-talkie's” today. In the beginning, they were pretty much line-of-sight propositions, used mainly when camping and boating in the “open” country; they did make it pretty easy to call the kids in off the lake for lunch—provided that the boat was in sight! But, as in the case of the “walkie-talkie's” 5-watt big brothers, improvements and changes have brought these little jewels much further into the picture, and they are being used to a much greater extent than before.

Employed with a base unit, the 100-mw. gems have been proving themselves invaluable in search operations, traffic control at disasters or special events, at parades, and in other emergencies. With several manufacturers currently providing 1-watt “talkies,” unit-to-unit operation should become even more effective.

But there seems to be an increasing use of the lesser powered jobs, too. Dad, working on the lawn, in the garage or workshop, carries a “talkie” in his pocket, much as one would a pack of cigarettes; Mom, back in the kitchen, is in direct contact with him at all times.

We heard recently that a concern with a dozen offices under its wing uses a 5-watt base station at the receptionist's desk, and each individual office is equipped with a “handie-talkie.” This arrangement also serves to round up strays that seem to have forgotten to return from the coffee bar around the corner. And we have heard of a couple in the Midwest who plan to equip their two sons with “talkies” when the big snows hit, thus keeping in touch until they've arrived safely at school.

With prices ranging all over the lot, 1963 will no doubt see many more “talkies” on the CB scene, used in more diverse applications.

Dih-Dahs in Rochester. A group of Rochester (N.H.) CB operators have banded together to learn code and theory in preparation for the “ham” test. The course is free to local CB'ers, and is taught by Lou Pettit of Rochester. Those taking the course come not only from nearby areas of New Hampshire, but from across the state line in Maine. If you live in the area and are interested, write to Robert F. Darnin, S. Berwick, Maine, for more information.

Tech Tip. Before it gets too wintry out there, why not check on those roof-mounted antennas? Checking solder connections and securing coax lead-in *now* will save many a headache at a time when none of us feel too much like putting up a ladder and stomping across a snow-packed roof. And make certain that antenna solder connections on your

(Continued on page 96)

HOW TO PHOTOGRAPH ELECTRONIC EQUIPMENT

Professional photographer of electronic equipment, Joseph Jasgur, demonstrates his technique for avoiding shadows. He shoots photographs of electronic gear for many leading manufacturers.

By **JOSEPH JASGUR**
as told to James Joseph

Shadowless photography is a snap, once you see how a professional uses a very long time exposure

ALMOST any camera will take good equipment photos if you use it properly. Set your camera on a tripod about 10 feet from the chassis to leave you room to move around. Use a lens (telephoto if possible) with a long focal length. I generally double the camera's normal focal length—4" telephoto for 35-mm., 6" for 2¼ x 2¼, and 12" for 4 x 5 plate. This gives a sharper image on the negative.

Any medium-speed standard film will do the job—a 150-200 rating is common. Avoid the really slow films as they tend to give a contrasty black-and-white negative, and circuitry details can be lost in the dense black areas. Of course, close the lens down as far as it will go—at least f/22, and preferably f/32 or f/45 if you can.

Try a 30-second exposure, for it is best to overexpose (and underdevelop) a negative. If the meter says 1 minute, try 2; if 2 minutes, try 3 or 3½. Your "light brush" is going to be a #1 photoflood (about 700 watts).

Once set up and focused, you're ready to shoot. Stand behind the camera, open the shutter, and begin moving the light—first up and down (from one side of the chassis to the other), then back and forth across the chassis (also from top to bottom). To erase every shadow, you must learn to work fast and smoothly. Beware of components that reflect light (use a "dulling spray"), and plan on spending half of the exposure time filling in around the worst shadow-makers.

Develop your negatives in a weak, cold (60°) solution or, if you have them done, tell your processor to use a slow, soft developer. Try for thinner, grayer image—the best for shadowless photographs.


—30—



Set your camera level at the center of the chassis you want to shoot. Check focus and depth of field; then, while standing behind the camera, prepare to maneuver your shadow-erasing floodlight.




Even though shadows loom large, they will disappear in final print. Maneuver floodlight from many different angles and directions to get light between and around components mounted on chassis.



Take a light meter reading using the reflected light from the chassis. Probably the best way to judge exposure times is by experience, since the exposure needed may frequently be twice as long as the meter reads.




This is the type of photo you can expect when you make a time exposure and "paint" out all possible shadows. How the editors of this magazine wish that all photos submitted with construction projects were this good!



Hobnobbing with Harbaugh


The Student




"Did you want me to find the mistake . . . today?"



"Barnes, let me explain the use of the scope cart."



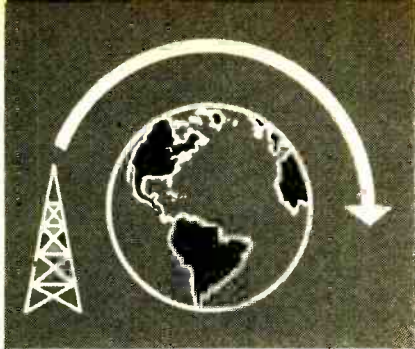
"Very funny, very funny."



"Well, the first one's wiggly-like, the second one's a fish net, and the third one looks like a wire fence."



"Farnsworth ! ! !"



Monthly Short-Wave Report

By **HANK BENNETT**, W2PNA/WPE2FT
Short-Wave Editor

POP'TRONICS MAILBAG

INSTEAD OF making a New Year's resolution to answer another batch of questions about SWL'ing, we decided to do it before the end of 1962—and thus avoid having to make that resolution! Here, then, are some of the typical queries which have come in from readers since the last edition of the "POP'tronics Mailbag" went to press (in our July, 1962, column).

Q: Some friends of mine have been sending reception reports to you with the hope of receiving station verifications. Do you maintain this type of service?

A: No; for verification purposes, reports must be sent directly to the stations for which they are intended. Nor are we equipped with facilities to forward reports. We can, however, supply addresses (when known) and outline certain items which you should include in your reports.

Q: What was the first short-wave station, not of the "experimental" type,

to start operating on a reasonably regular schedule?

A: *One* of the first stations to operate regularly on a non-experimental basis was HCJB, Quito, Ecuador, which is still in use today. If any of our readers have definite information about the very first regular-schedule station, we will be happy to receive it and pass it along.

Q: How many short-wave clubs are there that I might join, and are there any restrictions in any of them as to race, color, or creed?

A: There are clubs galore at present. A few are old-time, well-organized clubs; the majority are new. The latter are rarely publicized, however, until such time as they are fully organized and able to handle large numbers of members. Leaflet H (available from your Short-Wave Editor for return postage) lists the larger clubs. As for the second part of your question, to my knowledge no s.w. club in North America has re-

Dick Devlin, WPE1CAH, Boston, Mass., DX'es with a Lafayette HE-30 receiver (left), a separate speaker, and a Heath HD-11 Q-Multiplier (right). His antenna is a long-wire, running northwest to southeast. To date, Dick has 65 countries logged, 31 verified.





Frank Koempel, WPE2ERY, Fords, N.J., uses a Lafayette KT-135 receiver, and has an RCA 5-tube superhet standing by. Frank's score is 41 countries logged, with 98 verifications from 25 of them.

restrictions as to race, creed, or color, but some clubs are regional and accept applications only from people residing in their areas.

Q: As Short-Wave Editor for P.E., do you confine your listening to short-

wave stations exclusively, or do you ever look for other stations?

A: Most of my spare time is devoted to checking reports that come in, through the medium of verification-by-listening. Like most DX'ers, though, I am occasionally overwhelmed by a spirit of recklessness and run down to the medium waves at times! Incidentally, there's an m.w. station report section at the end of this month's column.

Q: I'm a newcomer to SWL'ing, and have no QSL's. What must I do to become eligible for a WPE call?

A: You don't need QSL's to obtain WPE call letters—some of the most avid DX'ers are not always QSL collectors. The basic requirement for a WPE call-sign is that you have a sincere interest in short-wave listening. You'll find an application form on page 113 of this issue.

(Continued on page 108)

ENGLISH-LANGUAGE NEWSCASTS TO NORTH AMERICA

All of the stations that are listed here specifically beam English-language newscasts to the U.S.A. at the times indicated. The times may vary a few minutes from day to day.

COUNTRY	STATION	FREQUENCY (kc.)	TIMES (EST)
Australia	Melbourne	17,840, 15,370	2000-2300 ¹
Bulgaria	Sofia	9700	1900, 2000, 2300
Canada	Montreal	15,190, 11,720, 9655	1800 ²
Czechoslovakia	Prague	15,285, 11,990, 9795, 9550, 7345	2000, 2330 ³
Denmark	Copenhagen	9520	2100, 2230
East Congo	Leopoldville	11,755	1630, 2100, 2230
Hungary	Budapest	11,890, 9833, 9770, 9833, 9770, 7220	1900, 2230
Italy	Rome	11,905, 9575	1930, 2205
Lebanon	Beirut	15,295	1600
Netherlands	Hilversum	11,730, 9715, 6020, 6035, 5985	1630 (ex. Sun.), 2030 (ex. Sun.)
Portugal	Lisbon	9740, 6025	2105, 2305
Spain	Madrid	9360, 6130	2215, 2315, 0015
Sweden	Stockholm	17,840, 11,805	0900, 2045, 2215
Switzerland	Berne	11,865, 9535, 6165	2030, 2315
USSR	Moscow	9650, 9630, 9620, 7320, 7290, 7240, 7220, 7200, 7180, 7170, 7150 ⁴	1700, 1900, 2000, 2100, 2300, 0000, 0040
West Congo	Brazzaville	11,725	2015
West Germany	Cologne	11,795, 9735, 9605, 6145, 9735, 6110	1530, 1920, 0000


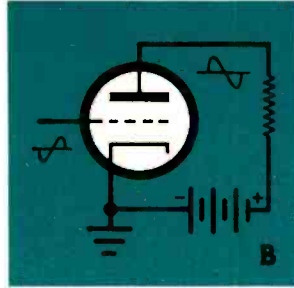

1. During 2000-2300 N.A. transmission.
2. Caribbean transmission.

3. At 2:30, 11,745 kc. replaces 15,285 kc.
4. Not all channels are in use at any one time.

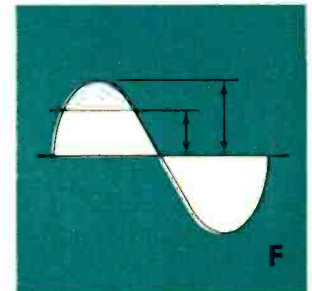
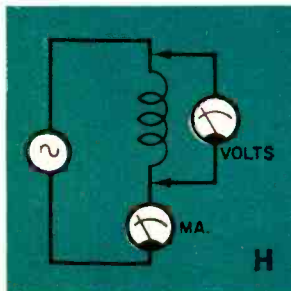

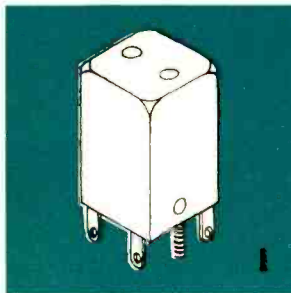

ELECTRONIC NUMBERS QUIZ

By ROBERT P. BALIN

Anyone in electronics gets to know many numbers, each of which relates primarily to some specific circuit or component. Why not try your luck at matching the eight numbers below with the drawings (A — J) to which they most logically refer?



- 1,414 _____
- 3.2 _____
- 47 _____
- 90 _____
- 140 _____
- 180 _____
- 300 _____
- 440 _____
- 455 _____
- 15,750 _____



(Answers on page 112)



Transistor Topics

By **LOU GARNER**, Semiconductor Editor

WHETHER you live in the sunny south or the frigid north, the holiday season generally brings with it the pleasant—but often difficult—problem of selecting gifts for friends, relatives, and neighbors. There is a good solution to this problem: simply decide, in advance, to give “transistorized” gifts chosen from the catalogs of electronics supply houses. Then, instead of fighting holiday crowds at local department stores and retail outlets, you can shop in relative ease from the comfort of your own home.

Electronics catalogs are available without charge from such firms as Allied Radio (100 N. Western Ave., Chicago 80, Ill.); the Heath Company (Benton Harbor, Mich.); Lafayette Radio Electronics (111 Jericho Turnpike, Syosset, L. I., N. Y.); and Radio Shack (P. O. Box 309, Boston, Mass.). A quick glance at any of them will reveal a variety of transistorized gifts in virtually every price range and suitable for all but the very youngest.

If the prospective recipient of your gift is interested in electronics as a hobby—in other words, if he (or she) is an experimenter, ham, audiophile, etc.—the task of selecting something becomes a “cotton-picking cinch.” You can give

components, kits, or test instruments. Simply choose an item in keeping with your budget and the recipient’s interests—even a transistor or two will make an excellent low-cost present.

Transistor radio receivers are suitable for both sexes in almost every age bracket—from simple 3- or 4-transistor pocket radios for the sub-teens to elaborate 9- or 10-transistor multi-band or AM/FM portables for teen-agers and adults. If you’d like to add a “personal touch” to your gift, you can purchase a receiver in kit form and assemble it yourself.

Often, you can choose an instrument appropriate to the recipient’s hobby or business interests. A depth sounder, direction finder, and a power converter are all ideal for a yachtsman or fisherman; a transistorized tachometer, ignition analyzer, FM car radio, and a d.c.-to-a.c. inverter make excellent gifts for the hot-rodder or sports car enthusiast.

Similarly, you can select R/C equipment for the model builder; a telephone amplifier or intercom for the doctor, lawyer, or professional man; a pair of CB “walkie-talkies” for the construction worker, explorer, or surveyor; a power megaphone for the part-time coach, vol-

.....**Transistors in the Headlines**.....

Remember “Electronic Banjo—Revisited” (P.E., March, 1962, p. 71)? Clarence L. Griffith of Rocky Mount, Mo., added a number of capacitors to extend the electronic banjo’s range, and has appeared with his transistorized “Stradivarius” at various church gatherings and talent shows. In fact, Clarence did such an outstanding job—both in the redesign of the circuit and the assembly of the final instrument—that a local newspaper, the Jefferson City (Mo.) Sunday News-Tribune, carried a feature story about him and his banjo, complete with photo! Among Clarence’s other construction achievements: a one-stringed, semi-electronic guitar, and a “ukatron”—an electronic “shoebox on a stick.”



unter fireman, or anyone else who might like to have one; and, finally, for the housewife, an intercom for use between the kitchen and front door, a rain alarm, or an automatic light switch.

Educational "electronic workshops" or simple single project kits are great favorites with both sub-teens and teenagers. Typically, prices range from less than \$5.00 for a crystal radio kit to about \$30.00 for an elaborate, multi-purpose experimenter's laboratory.

There are numerous transistorized items suitable for "family" gifts—a portable TV receiver, a stereo amplifier, an FM tuner, or a portable tape recorder, for example. And even these larger instruments needn't overstrain a limited budget. As a case in point, transistorized tape recorders are offered at prices ranging from about twenty to several hundred dollars, depending on performance specifications and operational features.

Readers' Circuits. A device needn't be complicated to be interesting and versatile. As examples of what can be done with a single transistor, three simple

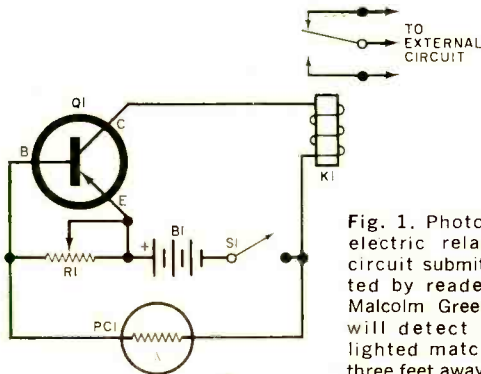


Fig. 1. Photoelectric relay circuit submitted by reader Malcolm Green will detect a lighted match three feet away.

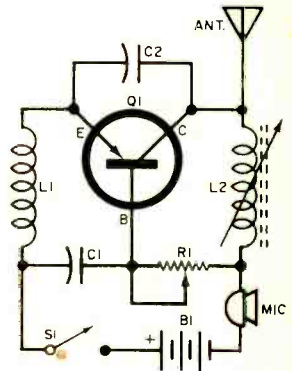
circuits are illustrated in Figs. 1, 2, and 3. Each is non-critical as far as layout and lead dress are concerned, and can be assembled using conventional point-to-point wiring, etched circuit boards, or other standard assembly techniques, depending on individual preferences.

A photoelectric relay circuit is shown in Fig. 1. Submitted by Malcolm Green (516 Young St., Piqua, Ohio), this circuit can form the basis of a doorway counter, burglar alarm, light switch, or similar light-controlled installation, de-

pending on the external circuit connected to the instrument's relay contacts.

A *pnp* transistor, *Q1*, is used in the common-emitter configuration as a d.c. amplifier between a photoconductive cell (*PC1*) and a sensitive electromagnetic relay (*K1*). In operation, the base bias current supplied through *PC1* is amplified by *Q1* and used to actuate the relay. A variable resistor, *R1*, is employed as a shunt across *Q1*'s base/emitter circuit, thus serving as a sensitivity control and reducing the effects of the photocell's

Fig. 2. Wireless microphone circuit developed by Bill Halleron operates from any 6- to 9-volt battery and can thus be easily added to a small transistor portable.



"dark" current. Operating power is supplied by a single 9-volt battery, *B1*, controlled by an s.p.s.t. switch, *S1*.

According to Malcolm, almost any sensitive relay can be used in his device, including popular Kurman and Sigma types; naturally, the unit's overall sensitivity will depend on the type of relay employed. Resistor *R1* is a standard 10,000-ohm potentiometer; *S1* a toggle, slide, or rotary switch; and *B1* a 2U6 or 216 9-volt battery (if preferred, a battery can be assembled by connecting six penlight or flashlight cells in series). Transistor *Q1* is a 2N1265 or 2N107, although other low-cost *pnp* units should work as well. The photoconductive cell, *PC1*, is a Polaris MAJ-1.

Reader William C. Halleron (2707 Cleveland Blvd., Louisville 6, Ky.) submitted the simple *wireless microphone* or "home broadcaster" circuit shown in Fig. 2. Designed for limited-range operation within the AM broadcast band, Bill's circuit can be assembled in an extremely compact package. As a matter of fact, this circuit can be added quite easily to a small portable receiver

to form an inexpensive "walkie-talkie."

As you can see, Bill has used a *npn* transistor, *Q1*, in the common-base configuration as a simple r.f. oscillator, with its base/collector bias currents modulated by a carbon microphone cartridge (*MIC*) connected in series with *B1*'s negative supply lead. The unit's operating frequency is determined by its collector load, *L2*, while *C2* provides the feedback necessary to start and sustain oscillation. A variable base bias current, provided by *R1*, permits the circuit to be adjusted for optimum performance with different transistor characteristics.

Standard components are used throughout. A small 2.5-mh. coil serves as an r.f. choke (*L1*), and *L2* is a ferrite loopstick (such as a Superec "Vari-Loopstick"). Capacitor *C1*, rated at 0.005 μ f., can be either a paper or ceramic unit, while *C2* is a 30- μ f. ceramic or mica capacitor. Transistor *Q1* is a 2N107, *R1* a familiar 500,000-ohm potentiometer, and *S1* a toggle, slide, or rotary s.p.s.t. switch. Almost any standard carbon microphone cartridge should give acceptable results. The circuit's operating voltage is non-critical; Bill says that he obtained good performance with from six to nine volts. A 5' to 6' length of hookup wire will serve as an adequate antenna for most applications.

Once the wiring is completed and double-checked for errors, the instrument can be tested by placing it near an AM broadcast-band receiver. The receiver is slowly tuned through its range, while *R1* is adjusted for optimum performance and *L2* is adjusted until the wireless microphone's signal is picked up at a "dead" spot on the dial (where no local station can be tuned) between 1000 and 1600 kc.

The *booster amplifier* circuit shown in Fig. 3 was submitted by Jean Goyer (2244 Prud'homme, Montreal 28, Quebec). Designed to provide additional audio power for a small transistor radio, Jean's circuit employs a single *npn* power transistor (*Q1*) in the common-emitter configuration as a power amplifier to drive a standard PM speaker. In operation, *C1* serves as a d.c. blocking and input coupling capacitor, while *C2* provides inverse feedback to minimize high-frequency distortion. Transistor *Q1*'s base bias is provided through *R1*;

operating power is supplied by a 6-volt battery, *B1*, controlled by an s.p.s.t. switch, *S1*.

According to Jean, parts values for the booster amplifier are reasonably non-critical. He used a Lafayette SP-147 power transistor for *Q1*, but other popular units should work as well . . . typically, a 2N255, 2N256, 2N301, or a 2N554. Capacitor *C1* is a 30 to 50 μ f., 20-w.v.d.c. electrolytic, and *C2* a 0.2- μ f. paper or low-voltage ceramic unit. Resistor *R1* is a 2200-ohm, 1-watt carbon or wire-wound unit, while any standard switch

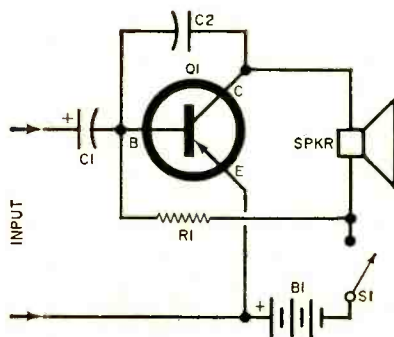



Fig. 3. Jean Goyer is the gentleman responsible for this circuit—a simple one-transistor booster amplifier. If desired, a plug can be added to the input leads to match the receiver's phone jack.

will serve as *S1*. The power supply can be any 6-volt battery or be made up by connecting four flashlight cells in series. Either a 4- or an 8-ohm PM speaker can be used, but the latter will give better results.

Jean suggests assembling the circuit and speaker in a small wooden cabinet, providing a metal heat sink (a small chassis will do) for the power transistor and mounting as large a speaker as possible within the cabinet (a 6", 8", or 10" speaker is preferred to the smaller sizes for maximum efficiency and best quality sound reproduction). The booster amplifier's input leads are connected to a small plug to match the "earphone" jack of the receiver with which it is to be used, and its output volume is controlled with the receiver's regular volume control.

VHF Amplifiers. We've received a number of letters asking about the use of transistors in VHF applications. Actual-
(Continued on page 106)



Across the Ham Bands

By **HERB S. BRIER**, W9EGQ
Amateur Radio Editor

THE WRL "METEOR" SB-175 TRANSMITTER

RIGHT FROM THE START we were pleased with the "Meteor" SB-175 transmitter, manufactured by World Radio Laboratories, Inc. (3415 W. Broadway, Council Bluffs, Iowa). Enclosed in a 5½" x 11½" x 8½" dark brown cabinet with a gold anodized front panel, and weighing 10 pounds, the unit is both attractive and compact. A savings in weight and space is accomplished through the use of an external power supply.

Circuit Features. The transmitter covers the five ham bands between 3.5 and 29.7 mc., and offers complete tuning from 3.5 to 9 mc. for CAP, MARS, and other out-of-ham-band stations. A rating of 175 watts input on c.w. can easily be reduced for Novice operation. Input on AM phone is 100 watts, and on DSB (double-sideband) phone the input is 140 watts peak.

The six-tube complement includes two 6DQ6-B's, which function in parallel as a neutralized power amplifier on AM and

c.w. On DSB operation, the control grids are excited in push-pull and the plates are connected in parallel; this arrangement balances out the r.f. carrier and delivers only the audio-generated r.f. sidebands to the antenna.

Power for the transmitter is supplied by the WRL PSA-63 power supply—a companion unit. However, any supply can be used if it will provide 300 volts, 125 ma. d.c.; 600 volts, 300 ma. d.c.; and either 6.3 volts, 4.8 amp. or 12.6 volts, 2.4 amp. a.c.


Test Results. We put the SB-175 through some operational tests and were quite satisfied with the results. Loaded to the rated 175 watts c.w. input, the unit delivered 120 watts to a dummy load on 3.7 mc., and when loaded on 29 mc. the output was only down a watt or two. At the Novice input limit of 75 watts, the output was better than 50 watts.

Peak power output on phone was also about 120 watts, with the unmodulated carrier power at 30 watts. On DSB,



Completely wired and ready-to-go, the WRL SB-175 transmitter needs only a crystal or VFO and a power supply for operation. Crystal socket is in center of front panel (left); VFO plugs into 11-pin power socket at rear (see underchassis view below).

The WRL PSA-63, companion power supply to the SB-175, boasts solid-state circuitry. It comes either factory-wired or as a kit.





Novice Station of the Month

The winning photo in the "Novice Station of the Month" contest for December was sent in by Eugene S. Wahoff, WN8CHK, Cincinnati, Ohio. Operating on the 80-, 40- and 15-meter bands with a Hallicrafters HT-40 transmitter, a Hallicrafters SX-111 receiver, and an inverted-V antenna, Gene has established radio contact with 44 states and 12 countries so far. He uses a Hallicrafters SX-110 for general listening. Gene's 13- and 14-year-old sons are also Novices (WN8CHJ and WN8CHM), and the three of them are studying together for their General Class licenses.

Gene will receive a one-year subscription to P.E. for his photograph. If you would like to try for a similar award, send us a picture of your station—preferably showing you at the controls, and include with your entry some information about yourself, your equipment, and your activities. You may be one of the lucky winners next year. Non-prize-winning photos will also be published as space permits. Entries should be sent to Herb S. Brier, Amateur Radio Editor, POPULAR ELECTRONICS, P. O. Box 678, Gary, Indiana.

carrier suppression was more than 40 db below the peak power output, exceeding the manufacturer's specifications. Our first calls on c.w. and phone resulted in reports of "T9" on c.w. and "quality good, no hum" on AM phone.

Our conclusions were that the Meteor SB-175 transmitter meets all the manufacturer's claims when operated from a suitable power source, and is well worth its price of \$99.95. We recommend this unit for the Novice with an eye on the future, as well as for the low-power General who wants to step up his c.w. power or give "sideband" a whirl without going into "hock" for a commercial transmitter.

Power Supply. As for the PSA-63 companion unit, it is a heavy-duty power supply which comes in either kit or factory-wired form. The do-it-yourself version sells for \$24.95, while the ready-to-plug-in model is \$39.95.

Silicon rectifiers are used in a voltage-doubling circuit to supply the 300 and

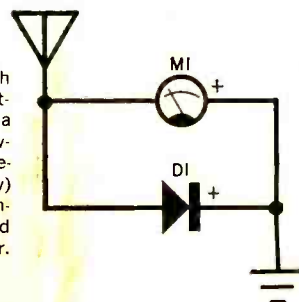
600 volts of filtered d.c. at a maximum of 300 ma. Any current in the 300-ma. range can be drawn at either voltage, as long as the total power drain does not exceed 210 watts. The three a.c. voltages furnished by the unit are 6.3 volts at 10 amp, 12.6 volts at 5 amp, and 95 volts at 10 ma.

SIMPLE FIELD STRENGTH METER

With a low-range d.c. milliammeter, a general-purpose miniature diode, and a short length of stiff copper wire, you can build a field strength meter and r.f. "sniffer" combination. A device such as the one shown in the diagram below (it was originally built by Neil Barry, W9SNF) comes in mighty handy around the ham shack. In operation, the wire acts as a pickup antenna for the r.f. signal, which is rectified by the diode, and the resulting d.c. causes the meter pointer to deflect.

Connect diode *D1* (a 1N34 or equivalent) directly across the meter terminals, with the polarity matching (positive-to-positive). Now mount the 1-ma. d.c. mil-

liammeter (*M1*) in a cabinet and connect a 20" length of No. 12 copper antenna wire to either terminal of the meter. Be sure to bend a small closed loop, about an inch long, at the top end of the



Simple field strength meter can be constructed by paralleling a diode across a low-range d.c. milliammeter (observing polarity) and connecting an antenna to one side and a ground to the other.

wire to prevent injury from the sharp end; the equivalent length of the antenna is now 19 inches.

If your transmitter, like our 2-meter job, cannot readily be seen from the operating position, you can place the field
(Continued on page 100)

Aiding an Instinct



a Carl and Jerry Adventure

By JOHN T. FRYE W9EGV

CARL AND JERRY met at the entrance to the H-3 Residence Hall of Parvoo University.

"Where've you been?" Jerry asked his chum as they climbed the stairs to their third-floor room.

"Oh, just goofing off over at the Sweet Shop," Carl replied. "One of the guys had a letter from a pal at an Eastern school, and there was a cute story in it. Seems a professor at this college was conducting a small graduate class of nine students. The prof did a considerable consultation business, and having to lecture at a particular time each day often cut into this lucrative sideline. So he conceived the idea of tape-recording his lectures and having his secretary take the recorder to the classroom each day and start it.

"About a week after this system was put in effect, the prof happened to be in the classroom building during the hour he was supposed to be lecturing, and he decided to check on how things were going. As he stood outside the closed door of the classroom, he was pleased to hear his own voice droning away inside; but when he opened the door, not a living soul was present. Instead, his recorder was talking away on his desk, and grouped around it were nine other recorders taking down every word!"

"That's a good one," Jerry chuckled,

"even if it's not true—which it probably isn't. What other earth-shaking topics were discussed at the Sweet Shop?"

"A psychology student, who is also a homing pigeon nut, was boasting about the marvelous sense of direction of his birds. He claimed that he carried a pigeon in a light-tight box mounted on a turntable revolving about 2 rpm fifty miles from home, and then when he released it, the bird made one little circle and started in a beeline for its loft. Which brought up the fact that bees have this built-in radar, or whatever it is. I had to open my big mouth and suggest that some men may have the same instinct. I pointed out that I had never been confused about directions in my whole life and I wasn't ready to concede supremacy in anything to a bird brain.

"At that, this guy, Otis, and three other psych students started pooh-pooh'ing me, and I got a little hot under the collar. Before I knew it I was involved in a wacky wager. Tomorrow night we're all going out to the football stadium. They will blindfold me, and I'm to walk out into the middle of the stadium, turn around, and go straight back to where I started. If I fail, I have to wear a Daniel Boone coonskin cap, complete with tail, for a whole week; but if I succeed, all four of the psycho-

ceramics—crackpots to you—have to flutter their elbows and make pigeon-like cooing noises every time I snap my fingers in their presence, also for a whole week.”

“How did D. Boone get into the act?”

“One time someone asked him if he had ever been lost. He said no, he had never been lost, but he was bewildered once for three days. The guys claim I’ll be singing the same tune after tomorrow night.”

AS CARL finished speaking, he rolled up a pants leg and tenderly felt a barked shin. Replying to Jerry’s questioning look, he shamefacedly admitted:

“I decided to make a little test run after I left the Sweet Shop; so I went out to the stadium, blindfolded myself, and tried to walk out into the center and back. I ended up in the bleachers clear down at one end. Do you think I’ll look better with the tail of that cap hanging straight down the back or kind of over one shoulder?”

“Don’t give up so easily! You were stupid to get into an argument with those psych boys on their own ground; but now you’re in it, you have to do all you can to uphold the honor of the engineers. Maybe we can rig up some sort of electronic aid for your feeble homing instinct.”

“If we do, we’re going to have to be pretty sly about it. Those boys know about us, and they warned me that they won’t stand for any electronic hanky-panky. They’ll probably frisk me before I take the test.”

“Hm-m-m, that complicates matters,” Jerry mused; “but I wonder—here, take a look at this,” he broke off, and began sketching a simple circuit on a scratch

pad. “This is a gadget I found an electrician using to locate conduit in a motel where he was installing air-conditioning units. I talked him into letting me peek inside the little box and sketch the circuit.”

“As you can see, the circuit consists of a Delco 2N278 transistor connected as an r.f. oscillator self-modulated by an audio blocking network. It’s powered by a 67½-volt B battery. To use it, you tune the oscillator to a dead spot in the broadcast band and clip this antenna lead to an outlet box. Then you employ any portable radio receiver to pick up the tone-modulated signal radiated from the conduit a few feet into surrounding space or earth.

“The electrician said it was a dandy gadget for locating buried or cement-encased conduit. I’ve had all the parts here in my desk for three months, and I think now’s the time to build it. Let’s get busy.”

“If you say so,” Carl agreed, “but I don’t really see how that thing is going to help.”

The little instrument was simple to construct, and the boys soon completed it. They checked it out by connecting it to an outlet box in their room and tracing the wiring around the building with a transistorized receiver. The tone could be picked up anywhere in H-3 whenever the receiver was brought near a concealed conduit.

“Now let’s put on our coats and give it the acid test,” Jerry suggested.

A few minutes later they were standing inside empty Moss Ade Stadium. Parvoo campus was always the coldest place in the state, and the empty, U-shaped stadium was the coldest place on the campus, with a damp, bone-chilling wind blowing into the mouth of the U from the south-southeast.

Jerry clipped the antenna lead of the gadget to an outlet receptacle in the press box and began to walk along the edge of the football field, stooping over and holding the little transistor radio only a foot or so from the ground.

Suddenly he stopped and exclaimed, “Ah, there it is! I was hoping a conduit might run across the field. Take the receiver and trace it across. You’re the one who’s going to need the practice.”

Carl obediently took the receiver and



started tracing the buried conduit out across the field. As long as the receiver was held within a few inches of the frozen ground, the signal came in clearly; but if the receiver was raised or moved a couple of feet to either side of the buried pipe, the sound diminished rapidly. It was soon evident that the conduit ran straight across the field.

"That's that; let's head for home," Jerry said, through chattering teeth. "We still have some camouflaging work to do."

Back in their room, the boys worked out the rest of the details for their plan, and then they studied until after midnight to make up for lost time. They liked fun as much as any boys, but they never forgot they were at Parvoo to get an education. Studies came first with them.

CARL AND JERRY were sitting quietly in their room the next evening when the four psychology students knocked. The latter did not stand on ceremony but quickly and efficiently began to frisk Carl for any possible hidden electronic equipment. Otis, their short, bespectacled leader, even turned the pockets of Carl's overcoat wrong-side-out and went carefully over the lining feeling for suspicious lumps. The tail of a coonskin cap hung casually out of Otis's own coat pocket.

"Well, if you suspicious jokers are satisfied, let's get going," Carl said as he picked up his four-buckle arctics standing by the door and began putting them on. As he carefully tucked his pants legs inside the big and clumsy overshoes, he deftly plugged a little wire peeping from a pants cuff into the earphone jack of a very small transistorized receiver concealed in a black cloth pocket sewed to the inside of the top of the right arctic. The thin, flexible, two-conductor cable ran up his pants leg, through his shirt, up the right sleeve, and terminated in a tiny earphone taped to the inside of his biceps.

The group of boys went out the back into a night in which a few scattered snowflakes were just beginning to fall. The windows of H-2 and H-1 were glowing brightly as they passed, and off to the right they could see the tower of the Men's Quadrangle. Carl was careful to



For A Man Who Takes Pride In His Hobby ENDECO desoldering/resoldering IRON

Do you like clean, professional jobs? Are you looking for a better and easier way to desolder/resolder?

Any iron will melt solder; ENDECO with its vacuum pickup completely removes melted solder... collects it in a nonbreakable, stainless steel tube. Then, without even changing tips, you can resolder a clean, new connection.

ENDECO is not an attachment, but a complete desoldering/resoldering tool. It requires only one hand for operation. Available at your local dealer or write direct.

\$19⁹⁵

ENTERPRISE DEVELOPMENT CORPORATION



917 Circle Tower Building
Indianapolis 4, Indiana

Signal Filter



Model 530

"Cleans" Your Signal — Electronically
ONLY \$15⁸⁸ NET

- A SECO PLUS—smallest, most rugged noise limiter and controllable squelch on the market
- Increases your reception range
- Electronically clips noise pulses out of your signal
- Filters out ignition noise without costly suppression installations
- Effectively eliminates ignition interference from passing vehicles
- Adapts to most CB transceivers using tubes—all AM superheterodyne receivers with 6 or 12 volts AC or DC and 150 volts "B" power supply—mobile or base station
- Styled to make a handsome matching set with the Seco Model 540 "S" Meter

See your electronics distributor or use coupon below to order your Signal Filter.

SECO

SECO ELECTRONICS, INC.

1223 S. Clover Drive, Minneapolis 20, Minn.

Please send (Qty) _____ Signal Filters postpaid

check money order for \$ _____ (\$15.88 each) enclosed.

NAME _____

ADDRESS _____

CITY _____

STATE _____

be in the lead as they entered the stadium, and he stopped directly at the point where he knew the buried conduit started across the field.

Three different blindfolds were tied across Carl's eyes; and then, at a pre-arranged signal, three of the boys grabbed Jerry, threw him to the ground, and sat on his outstretched arms and feet.

"Just making sure there's no collusion between you two," Otis explained with a grin. Jerry was thanking his lucky stars that he had had the foresight to attach the gadget to the conduit and turn it on just before supper. Since it only drew about five mils, it should still be going strong.

At a command from Otis, Carl crossed his arms over the top of his head and started out through the drifting snowflakes. He moved with a most peculiar gait; the right foot slid over the ground as though shod with a snowshoe while the stepping was done with the left foot. At first he moved slowly and hesitantly,

thing was wrong. As his crossed arms held the concealed earphone more tightly against his ear, he slid his extended right foot experimentally from side to side. When the signal which was being radiated from the length of buried conduit revealed the whereabouts of the pipe, he turned away from Otis and began retracing the path he had followed coming out into the field.

In a few minutes, he stumbled into Otis, who had come back and was standing right at the point from which Carl had started.

"OKAY," Otis said as he helped Carl off with the blindfolds, "you win, but I still think there's something fishy about how you did it. What's with this business of holding your arms over your head?"

"I was making a loop out of my arms to pick up the earth's magnetic currents," Carl told him with a mocking grin.

Jerry had been released and was try-



but then he seemed to gain confidence and moved more briskly.

Seeing that Carl deviated very little from a perfectly straight line across the field, Otis held a finger to his lips for silence, then moved stealthily around the rim of the semi-bowl until he was some fifty yards from the point at which Carl had started. By this time the blindfolded youth was two-thirds of the way across the stadium.

"Okay, Carl; let's see you turn around and come back," Otis called loudly.

Tricked by the direction of the voice, Carl turned toward Otis and took a couple of steps in that direction. Suddenly he stopped short, realizing that some-

ing to beat some circulation back into his numbed arms. "You couch-boys just don't appreciate how smart we double-E's are," he chided.

Out of the corner of his eye, Carl noticed Otis surreptitiously trying to tuck the dangling coon tail back into his coat pocket. A beatific smile spread over Carl's features, and his long arm shot above his head while his fingers snapped sharply.

The four psychology students exchanged sheepish glances. Then each of them began to wave his elbows in a ludicrous imitation of fluttering wings while a discordant chorus of "coo-coo-coo" came from their throats! -30-

FLIP FLAP

(Continued from page 60)

receiver, a hi-fi power amp, and something out of a biology textbook."

"Exactly," I purred, stroking Henri's sleek head. "And I've decided that the time for our contest will be next Saturday morning at six o'clock so we'll have the whole field to ourselves."

SATURDAY dawned calm and clear as Sam and I arrived at the local R/C field. While I watched Henri swoop and glide and made some last-minute adjustments to my control systems, Sam fueled his old faithful "Robot" and performed a distance check. Since it would be anti-climactic for me to fly first, I graciously stepped back to watch Sam do his stuff.

It was a rather mediocre flight. He started off by doing the AMA precision pattern and then broke into some free-style acrobatics. You know the stuff: outside loops, flat spins, touch-and-go landings, inverted flight. And for his *coup de grace*, he snapped a servo linkage and buried his engine eight inches in the dirt. A typical flight.

Not in the least impressed with his performance, I stepped to the flight line. Holding the control box, I flipped on the main switch. Soundlessly, my mechanical bird sprang to life.

"None of those raucous glow plug engines here," I called to Sam. With a final check of the pinfeather trim, I launched my bird into the morning sky. Slowly at first, and then gathering speed, it grabbed altitude with gracefully beating wings. Then I put it into a long spiraling glide which ended in a breathtaking recovery across the landing strip and within inches of Sam's nose.

"This is *flying*, Sam!" I shouted to my open-mouthed brother. "Now watch this next maneuver . . . I call it the 'roost'." As my bird flew across the field at low altitude and high speed, I suddenly lowered the tail surface and began backwashing the wings. It came to a near stop and settled on the upended tailsection of Sam's wreck.

"How's that for precision, Sammy?" I said, and I let it take off again. "Look at this baby climb." Laying back on the controls, I sent my bird winging skyward in a tight spiral climb. Up and up, higher and higher, it flew.

I was lost in the ecstasy of true winged flight when Sam nudged my arm, nearly causing me to drop the control box.

"Hey, kid, you'd better bring that machine back over the field. You're getting pretty far downwind."

"Pshaw! Wind and distance don't bother this beauty. But I think I'll bring it in and check the ni-cads." I pushed forward on the flap control and started to wheel my bird back toward the field. Nothing happened!

My fingers flew nervously over the controls. They were all dead. Sam sidled up to me as I was banging the control box against the transmitter and sobbing softly.

"Something wrong, kid?" he snickered. "That monster of yours is just about out of range now."

"I—don't—know," I wept, jumping up and down on the control box. Looking up I could see my bird, now a distant speck, still flapping strongly into the morning sun. "You traitor!" I called after the unhearing model. "After all my work, you desert me!"

"Easy, kid," Sam said, cramming the larger pieces of his "Robot" into the field box. "When you've had more experience in R/C, you'll learn to build a model that's dependable."

ON THE WAY HOME, Sam couldn't help needling me about the flyaway. "Now, if you had used a dual-proportional system," he said, as we arrived at the house, "and trimmed out for a steep glide pattern . . ."

"Sam!" I screamed, grabbing him by the throat. "Look! Up there."

Sam's gaze followed my outstretched arm and his eyes goggled. There, on the windowsill of my bedroom, sat Henri cooing noisily. And next to him, with feeble movements of its wings as the batteries ebbed their last, was my mechanical bird.

"Sam!" I exulted. "Now I know my mistake. I patterned my bird after Henri, but I forgot that Henri was a *homing* pigeon."

-30-



Shop at with

Xmas Shopping is Easy with Heathkit!

With a Heathkit Catalog you can relax and enjoy Christmas shopping—gift giving without ever leaving your living room! You'll find a Heathgift for everyone on your list, regardless of interest, from beginner to experienced technician. And you give so much more with Heathgifts, for you save two ways—by buying direct from Heath and by buying in kit form. Savings that total 50% or more!


Heathgifts are fun to give, fun to own, and they're fun to build . . . so much so that you'll be tempted to build them all before giving! Simple instructions enable you to complete any kit in your spare time—in a matter of hours—and they are unconditionally guaranteed to perform to factory specifications.

So give the best in electronic kits, give Heathgifts. Call or write our gift counselors if you need help or give a Heathgift certificate. Begin making your Heathgift List today and place your own name at the top!

Buy Now— No Money Down!

Here's help for your Xmas Budget! Order your Heathgifts now, and any purchase of \$25 to \$600 can be paid for later on Heath's liberal time-pay plan. *No money down!* Take as long as 18 months to pay! You'll find complete details in the new Heathkit catalog. Make out your Heathgift order and mail it today!

NEW 23" High Fidelity TV Kit—None Finer at Any Price!



SAVE \$10, order GR-52,
TV chassis & cabinet . . . only **\$249.95**
SAVE \$5, order GR-62,
TV chassis & wall mt. . . . only **\$189.95**

OPTIONAL U.H.F. TUNER: Add at any time! Tunes U.H.F. Ch. 14-82. Mounts inside TV chassis. Complete with knobs and adapter strip. Factory assembled and aligned, ready to install.

GRA-22-3, no money dn., \$5 mo. . . . \$27.95

An outstanding TV value! Exclusive Heathkit advanced-design features include latest TV circuitry to bring you *both* Hi-Fi picture and sound! Incorporates the finest set of parts & tubes ever designed into a TV receiver. Easy to build too! . . . all critical circuits (tuner, I.F. strip & Hi-voltage sections) are supplied as factory-built, aligned and tested sub-assemblies, ready to install. The rest is easy with two precut, cabled wiring harnesses and circuit board. 70 lbs.

Kit GR-22, no money dn., \$16 mo. . . \$169.95

BEAUTIFUL MODERN CABINET: Styled to match Heathkit AE-20 Hi-Fi Cabinets in rich, walnut solids and veneers. Complete with picture tube mask, chassis mounting board and extended-range 6" x 9" speaker for GR-22 TV set. Measures 36" W x 32 1/4" H x 20 1/4" D.

GRA-22-1, no money dn., \$9 mo. . . . \$89.95

"CUSTOM" TV WALL MOUNT: For rich, attractive custom wall installations. Includes cut and drilled board for TV chassis. Unfinished white birch. Measures 19 1/16" H x 30 1/16" W x 1 1/16" D. 13 lbs.

GRA-22-2, no money dn., \$5 mo. . . . \$25.95



NEW Deluxe CB Transceiver

4-tone selective call circuitry; 5 crystal controlled transmit & receive channels; variable receiver tuning; built-in 3-way power supply for 117 v. ac, 6 or 12 v. dc; and more! Most complete CB unit ever designed! 22 lbs.

Kit GW-42, no money dn. . . . \$119.95



NEW Advanced Transistor Stereo Amplifier



Smooth power—superb dynamic range! 100 watts IHFM Music Power rated, 70 watts Heath rating. 13 to 25,000 cps response @ rated output. 28-transistor, 10 diode circuit. 28 lbs.

Kit AA-21, no money down, \$13 mo. . \$134.95



for family FUN and entertainment—give Heathgifts!

Home and Save HEATHKIT®



Hear It for Yourself!

Send for this Heathkit organ demonstration record . . . listen to the beautiful voices, rich mellow tone and astounding range of expression offered in this sensational instrument. Send just 50c to cover cost of handling and postage on this 7"-33 $\frac{1}{3}$ rpm record. Ask for record GDA-232-3.



NEW FM/FM Stereo Tuner

Stereo Indicator light; phase control for max. separation and lowest distortion; adjustable AFC for drift-free reception; bar-type tuning indicator; filtered outputs for stereo tape recording. Factory assembled tuning unit. 16 lbs.

Kit AJ-12 . . . no money dn.,
\$7 mo. **\$69.95**

ANOTHER HEATHKIT FIRST!

A Real 2-Manual Organ for Only \$329.95

The exclusive Heathkit version of the all-new Thomas Transistor Organ now, for the first time, offers you a real two-manual organ at the market-shattering low price of only \$329.95 in easy-to-build kit form! Compares in features and performance with assembled units costing well over \$700. Features two 37-note keyboards; 10 true organ voices; 13-note pedal bass; variable vibrato; expression pedal; variable bass pedal volume; manual balance control; correctly positioned overhanging keyboards; built-in 20-watt peak amplifier and speaker system; beautifully factory assembled and finished walnut cabinet.

Kit GD-232 (less bench) . . . no
money dn., as low as \$22 mo. . . . **\$329.95**



NEW Heathkit SSB "Six Pack"

A brand new SSB exciter and linear amplifier for six meter operation; 125 watts P.E.P.! Only \$289.90 for the pair . . . less than the cost of most transverters. Loaded with extras for maximum efficiency and operating convenience!

Kit HX-30 Exciter **\$189.95**
Kit HA-20 Linear **\$99.95**



NEW 10-Transistor FM Car Radio

88 to 108 mc coverage; better than 1.25 microvolt sensitivity. AFC for drift-free FM reception; tone control. Factory-assembled tuning unit. easy circuit board assembly. 7 lbs.

Kit GR-41 . . . no money dn., \$7 mo. **\$64.95**



NEW FM Portable Radio

10-transistor, 2-diode circuit; vernier tuning; AFC for drift-free reception; tone control; 4" x 6" speaker; built-in antenna; prebuilt tuning unit. Battery lasts to 500 hrs. 6 lbs.

Kit GR-61 . . . no money dn., \$6 mo. . . . **\$54.95**



World's Biggest VTVM Value!

Measures AC volts (RMS), AC volts (peak-to-peak), DC volts, Resistance and DB. Has 4 $\frac{1}{2}$ " 200 ua meter, precision 1% resistors and 11 megohm input. Slim, all-purpose test probe incl. 5 lbs.

Kit IM-11 Special Value Price, **\$24.95**

FREE 1963 HEATHKIT CATALOG
New edition — more than 100 new kits since last issue — over 250 kits in all.



HEATH COMPANY
Benton Harbor 10, Michigan

PLEASE SEND FREE 1963 HEATHKIT CATALOG


Name _____
Address _____
City _____ Zone _____ State _____

Order direct by mail or see your Heathkit dealer.
Ship Parcel Post Express C.O.D. Best Way

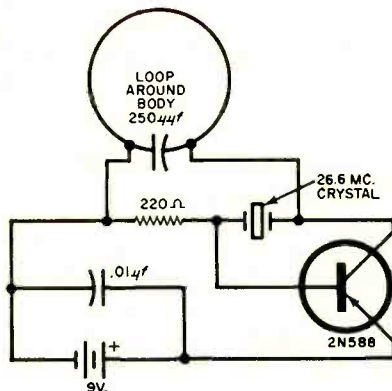
Ordering instructions: Fill out the order blank. Include charges for parcel post according to net gross shown. Express orders shipped delivery. Charge collect. All prices F. O. B. Benton Harbor, Mich. A 20% deposit is required on all C.O.D. orders. Prices subject to change without notice. Dealer and export prices slightly higher.

ITEM	MODEL NO.	PRICE

Beam on Wildlife (Continued from page 65)



Thimble-size transmitter (above) is powered with single mercury cell and locked on frequency by crystal cut for 26.6 mc. Ultra-simple circuit of the transmitter (right) is fixed-tuned crystal oscillator.

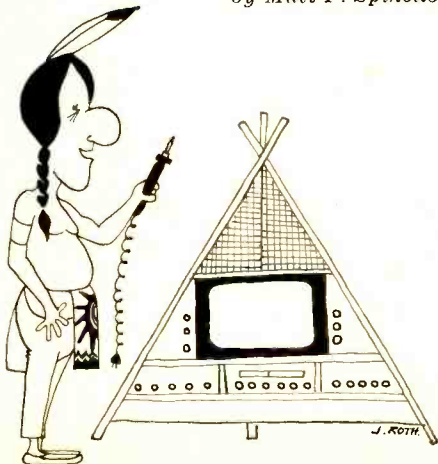


feeding habits of rabbits has come to light. It is now known, for example, that Brer Rabbit keeps to a two-acre area for feeding during any one night, and sleeps through the day hidden at a single spot.

Keeping track of wildlife, not only rabbits but ducks, grizzly bears, deer, etc., is quite simple. The portable radio direction finder (RDF) tuned to the frequency transmitted by the unit strapped to the animal lets the wildlife sleuths snoop without coming too close. An RDF receiver is currently being designed so that up to 40 channels, one per subject, will permit tracking of several animals of different species night or day. Electronics, keeping a beam on wildlife, helps us learn more about nature. -30-

I KITS YOU NOT!

by Matt P. Spinello



A NATIONAL electronics manufacturing firm sponsored a giant contest in which they offered a \$10,000 first prize to the person doing the best job of building one of their electronic kits. Upon judging all entries, it was found that a young Indian had built a fantastic radio/TV/stereo console combination with the utmost perfection. There was no doubt about it—he was their first-place winner.

The company immediately sent a filming crew to interview this evident Indian-genius, and they were amazed to find the teepee of the lad's father filled with electronic gear, as well as trophies and plaques for similar feats the father had accomplished. During the film interview, the announcer turned to the young brave and said:

"I can see from your father's electronic accomplishments that you have acquired the kit-building fever also. Evidently the entire family greatly enjoys this type of project. Can you tell me in your own words why you seem to enjoy kit-building as much as your father, young man?"

To which the Indian replied, "Ugh, like solder, like fun!" -30-

Packaging Power

(Continued from page 45)

is important). This power-mite's service life is calculated at 36 ma. hours at a drain of 2 ma.

A mercury cell has two major disadvantages. It's non-rechargeable and a poor performer at even moderately chill temperatures; below 40°F the cell goes dormant (it operates best between 70° and 113°F). And at higher temperatures, the cell's electrolyte gives off gas; exposed to direct heat, it may explode.

Alkaline Cells. Packing high current output in a mite-sized package, an alkaline cell provides amps when your portable circuit needs them. The cell's alkaline-manganese positive plate, dioxide-zinc anode, and potassium hydroxide electrolyte combine to give a low internal impedance, resulting in a high current output. Some designers claim the alkaline cell has 8 to 10 times the life of conventional carbon-zinc cells under heavy loads.

The high-current surge output of the alkaline cell (up to 8 amps for 8 seconds in some electronic photoflash applications) makes it suitable for heavy "hobby-craft" chores (powering model boats, igniting model plane "glo-plugs," cranking motion picture cameras).

Common electronic usage sees some alkaline cells with starting drains upwards of 6500 ma. Draw 200 ma. at 70°F, and the alkaline cell is still putting out power enough to operate your circuit after five or six hours. By contrast, a carbon-zinc cell under the same walloping load gives less than one hour's service. But the alkaline cells, which cost about three times as much as the carbon-zincs, are less economical where current drains are low or intermittent, or both.

The spanking new 1½-volt VS1336 standard "D" alkaline cell made by RCA can handle currents up to 1 ampere. It's a "comer" for powering radios, photoflash circuitry, toys, and high-current instruments.

Eveready's No. 560 7.5-volt alkaline battery can be recharged and reused many times. Although the recharging

Superior's New Model 820

TUBE TESTER

TESTS ALL MODERN TUBES
INCLUDING THE NEW



- ✓ NOVARS
- ✓ NUVISTORS
- ✓ 10 PINS
- ✓ 12 PIN COMPACTRONS

SPECIFICATIONS:

- Employs new improved emission circuit.
- Tests over 850 tube types.
- Tests 0Z4 and other gas filled tubes.
- Employs new 4" meter with sealed air-damping chamber resulting in accurate vibrationless readings.
- Use of 26 sockets permits testing all popular tube types.
- Dual Scale meter permits testing of low current tubes.
- 7 and 9 pin straighteners mounted on panel.
- All sections of multi-element tubes tested simultaneously.
- Ultra-sensitive leakage test circuit will indicate leakage up to 5 megohms.

Model 820 comes complete with tube charts and instructions: **\$3850**
housed in handsome, portable, Saddle-Stitched Texon case. Only

SHIPPED ON APPROVAL
NO MONEY WITH ORDER - NO C.O.D.

Try it for 15 days before you buy. If completely satisfied then send \$5.00 and pay balance at rate of \$5.00 per month until total price of \$38.50 (plus postage) is paid - No Interest or Finance Charges Added! If not completely satisfied, return to us, no explanation necessary.

MOSS ELECTRONIC, INC.
DEPT. D-945 3849 Fifth Ave., New York 34, N.Y.
Please rush Model 820. If satisfactory, I will pay on terms specified. Otherwise I will return tester.

Name _____

Address _____

City _____ Zone _____ State _____

All prices net, F.O.B., N.Y.C.

build
your
own

REK-O-KUT

professional turntable

only
\$59⁹⁵

Model
K-33H
(33½ rpm)

Own the only turntable accorded professional acceptance. Assembles in a half hour, using just a screwdriver. Same features and performance as factory-assembled Rek-O-Kuts—hysteresis synchronous motor, Fekothane belt drive for lowest rumble ever achieved! Two-speed K-34H model (33½ & 45 rpm) also available, \$69.95. Torearm, base and Auto-Poise for automatic to rearm operation, extra.

SEND FOR FREE INFORMATIVE CATALOG



REK-O-KUT CO., INC.

Dept. PE-12, 38-19 108th St., Corona 68, N.Y.

Name _____

Address _____

City _____ Zone _____ State _____

conditions are exacting, this battery is finding popular usage in Citizens Band transceivers.

Alkaline cells also perform far better at low temperatures than carbon-zinc types. At -20°F , a typical carbon-zinc draining 10 ma. has an operative life span of only about 40 minutes. An alkaline cell, under the same conditions, would be good for almost another hour.

Nickel-Cadmium Cells. You can sum up this type of cell in four words: rechargeable . . . expensive . . . worth it.

The nickel-cadmium cell (its positive electrode is nickel; its negative electrode, cadmium) is a "secondary" cell—meaning "rechargeable." It's akin to your car's storage battery (also a rechargeable "secondary" cell) except that you don't have to add water to the sealed ni-cad. Plug the cell into a recharger, and it's back to full charge—1.25 volts d.c.—in from 14 to 16 hours. Some ni-cads can be recharged 500 to 1000 times.

Once limited to low-current drains, ni-cads now come packaged to fit most home projects and most current drains. Burgess's ni-cad line ranges from its "button" CD1 cell, rated at 1.25 volts and 20 ma. hours, to its standard rectangular CD111 cell, rated at 1.25 volts for 23 amp hours.

Nickel-cadmiums start with lower full-up voltage (1.25 to 1.3 volts) than the carbon-zincs, but their discharge curve is essentially flat. This means that you can pull more power out of them for a longer time before they have to be recharged, usually when the cell charge falls to about 1.1 volt.

Sonotone's new midget S126 (about $\frac{1}{2}$ " diameter) powers pocket paging systems, electric timers, miniaturized alarm circuits and, drawing 25 ma., falls to 1.1 volt "cutoff" after about $6\frac{1}{2}$ hours of use. Draw four times the current—100 ma.—and the cell's good, before recharge, for about 75 minutes.

The main disadvantage of nickel-cadmium cells is that excessively low or high temperatures sap their vigor, and may cause leakage. Their best operational range is between 0°F and 115°F . At 0°F , a typical ni-cad has only 60% of its capacity at an operational-normal of 70°F .

And the ni-cads are expensive, their "first costs" being enough to scare most

workbenchers. Whereas the common carbon-zinc flashlight "D" cell might cost 15 cents, the ni-cad "D" is liable to be tagged \$2.75 . . . a kindred mercury cell, 75 cents . . . and an alkaline cell, 50 cents. But if you keep recharging and reusing the ni-cad, in the long power-pull you'll get more volts for less money than with any other dry cell, past or present.

"Reserve" Cells. "Whamo" is the word here—for cells which, though "dry," don't produce power until they're activated by water. But the power that they give is the uppercut kind—a jolting,



These nickel-cadmium dry cells by Sonotone provide portable power in many sizes, shapes, and voltages.

short-lived jab that fires up emergency transmitters, jolts a missile on course—or can trigger your special "one-shot" projects.

The "reserve" dry cell is just that—power held in reserve until needed. Most of these cells are built around either the cuprous chloride-magnesium system (and are called "cuprous chloride" cells), or silver chloride and magnesium ("silver chloride" cells). To activate them, you dunk them in water—any kind that's available. Ten-seconds wetting is often enough to fire them up.

Some "reserve" cells, many custom-designed for military electronics, deliver up to 30 watts per cubic inch! One new cell no larger than a flashlight battery whacks out 100 amperes. Voltages (figured as "peak voltage") range from 1.52 to 1.60 volts per cell. But output—when

it comes—is short-lived, expended in a matter of minutes.

One big advantage of the water-activated cells is that, once wetted, they operate almost as efficiently (considering their short-duration power punch) at -80°F as at a fiery 185°F .

Dry cells? Ironically, the electronic age's only bone-dry cell must be wetted to work. Still, you can pick and power from at least 2000 not really "dry" cells. Designed to deliver dependable volts, they provide portable power when and wherever you need it. —30—


Folded Dipoles

(Continued from page 54)

(You can use a receiver with an S-meter instead of the VSWR bridge if you have to, with the receiver tuned to a signal at the approximate center of the desired band.) Try raising and lowering the antenna while observing the VSWR bridge (or S-meter), in order to place the antenna where it will function best.

If you have followed the dimensions given in the table carefully, the antenna should work well. However, critical adjustment can be accomplished by installing shorting bars (as shown in the drawing at the top of page 54). To tune the antenna to the exact center of the desired band, slide both shorting bars in or out (about an inch at a time) until you achieve the best standing wave ratio on the VSWR bridge (or the best reading on the S-meter). —30—

FREQUENCY (mc.)	DIMENSION L (feet)	BAND
3.75	125	amateur
6.075	77½	SWL
7.15	65½	amateur
9.637	49	SWL
11.825	39½	
14.200	33	amateur
15.275	31	SWL
17.800	26½	
21.225	22	amateur
21.625	21	SWL
29.000	16	amateur




**SELL YOUR USED
EQUIPMENT Through
POPULAR ELECTRONICS'
Classified Columns!**

The 400,000 readers of **Popular Electronics** are interested in your used electronic gear or components. If you have something to sell, let the readers of **Popular Electronics** know about it through the classified advertising columns. It costs very little—**60 cents a word**, including your name and address. Minimum message—10 words.

For
further
information
write:

Martin Lincoln
POPULAR ELECTRONICS
One Park Avenue
New York 16, N. Y.

GREAT PICTURES!



brings together a selection of today's finest camera work: ten personal portfolios, magazine illustrations, examples of outstanding photojournalism and avant-garde experiments. Plus a memorable International Portfolio of fine pictures.

PHOTOGRAPHY ANNUAL 1963

is now on sale at newsstands and camera stores. Be sure to get your copy today—or send in this coupon and we'll mail your copy to you.

Only \$1.25

Retail Sales Division
Ziff-Davis Publishing Co.—Dept. SD
One Park Avenue
New York 16, New York

PE 122

Please send me a copy of PHOTOGRAPHY ANNUAL 1963. I enclose \$1.25, the cost of the ANNUAL, plus 10¢ to cover mailing and handling charges.

NAME _____

ADDRESS _____

CITY _____ ZONE _____ STATE _____

(Add 3% sales tax if N.Y.C. resident)

On the Citizens Band

(Continued from page 71)

mobile unit are okay. Stray r.f. floating around, due to poor soldering, can play a distinct part in weakening your signal.

If your base unit is located in the kitchen, as many are, be particularly sure of proper grounding, especially near running water or other electrical equipment that may have a different ground potential. Let's not lose any CB'er via shock.

Club Chatter. There seem to be an increasing number of reports on stolen CB gear. A good suggestion from the "3W Scribbler," publication of the Buxmont (Pa.) Radio League, is to have your equipment insured. Then, if it is stolen, report the incident—along with the serial number—to the FCC. One of the more active CB organizations, the Buxmont group has over 100 members, with 80 stations working for Civil Defense. Are they CB enthusiasts? Well, one member not only has base and mobile CB rigs, but he installed units on his motorcycle and airplane as well. . . . Another well-organized CB club is the 5-11 Radio Club of Pittsburgh. Their interesting and well-planned newspaper, "The Modulator," complete with illustrations, shows a buzz of activity in all directions. This is one of a number of clubs that have formally asked the FCC's help in clearing up the misuse of the Class D radio service. The members proudly display a multicolored window



decal, and make it known by means of a "scotch-lite" decal that they are using mobile radio, on 11 meters, monitoring channel 9. (If you're interested in purchasing an effective transmitter warning

Always say you saw it in—POPULAR ELECTRONICS

plate to thwart off would-be "unit snatchers," contact Clifford Klein, 5-11 Radio Club, 868 Glass Run Rd., Pittsburgh 36, Pa.)

Besides the regular duties engaged in by the Racine (Wis.) Citizens Band Club, their social program includes a summer picnic, a roast pig "hog-owitch" Halloween party, a Christmas party with "Santa" and gifts, and tours to the phone company and radio stations. One of the club members recently found himself in a situation where the appearance of his equipment played an important part in his well-being. While parked at a stop light early one a.m., he found his auto surrounded by hoodlums, one carrying a wrench. In direct contact with the police on channel 22, the Racine CB'er called in for help. When the hoodlums saw the CB'er's mike and antenna, they immediately fled in their own car. The CB'er followed them, and was soon joined by a police squad which apprehended the group.

Among several clubs out to stimulate the interest of the feminine side in CB are the Ottawa (Ill.) 5 Watters. Their monthly paper, the "Break-Break," features a column called the "XYL Corner." It lists everything from baking tips to painting pointers. . . . A very interesting issue of "The Feedback," sponsored by the 11/27 Radio Club of Millis, Mass., describes two different 10-33's which were handled quite well by CB'ers. On an August evening, from 6:30 p.m. to 2:30 a.m., approximately 20 mobile units assisted in tracking an escaped convict around the Norfolk prison area. On another evening, several units assisted in apprehending two young ladies who had escaped from a reformatory located nearby.

That about winds it up for 1962. To help kick off the new year, let's institute an annual roll call by having all active clubs across the country verify their mailing addresses, current officers, and number of members. Please continue to send us your monthly newspapers and information regarding club activities and plans, and—when available—pictures that you think will be of interest to P. E. readers. All mail should be addressed to: Matt P. Spinello, CB Editor, POPULAR ELECTRONICS, One Park Avenue, New York 16, N. Y.

-30-

UP TO 50% OFF!!!

HI-FI SPEAKER CLEARANCE

A—12" Coaxial—35-16,000 CPS

Reg. \$63—Now \$31.50

B—12" Mechanical 3-Way—30-20,000 CPS

Reg. \$85—Now \$42.50

C—8" Coaxial—40-20,000 CPS

Reg. \$35—Now \$17.50

D—8" Mechanical 2-Way—40-16,000 CPS

Reg. \$23—Now \$11.50

Also clearing fully transistorized

E—CITIZENS BAND TRANSCEIVER

Originally \$55—Now \$38.00 each

I Enclose \$..... for the following:

A B C D E

Name.....

Address.....

City..... Zone..... State.....

STENO-VOICE CORP.

469 PARK AVE. SO., NEW YORK 16, N. Y.

WALKIE-TALKIE RADIOPHONES



FROM \$59.98

Send for FREE literature on the complete line of VANGUARD radiophones, for industry, Civil Defense, CAP, Citizens and Amateur bands. Made in the U.S.A. and guaranteed 5 years.

VANGUARD ELECTRONIC LABS.
190-48 99th Ave., Hollis 23, N. Y.

Dept. EC-12

EARN Electronics DEGREE

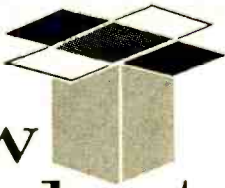
You can earn an A.S.E.E. degree at home. College level HOME STUDY courses taught so you can understand them. Continue your education, earn more in the highly paid electronics industry. Missiles, computers, transistors, automation, complete electronics. Over 27,000 graduates now employed. Resident school available at our Chicago campus—Founded 1934. Send for free catalog.

AMERICAN INSTITUTE OF ENGINEERING & TECHNOLOGY
1137 West Fullerton Parkway, Chicago 14, Ill.

ALL BAND AMATEUR RADIO TRAP ANTENNAS!

Reduces Interference and Noise on All Makes Short Wave Receivers. Reception Stronger. Complete with 87 ft. 72 ohm feedline. Sealed resonant traps. For ALL Amateur Transmitters. Guaranteed for 500 Watts Power. Light, Neat, Weatherproof.
Eliminates 5 separate antennas with better performance guaranteed. 80-10-20-15-10 meter bands. Complete 102 ft. \$14.95 40-20-15-10 meter bands. 54 ft. (best for world-wide short wave reception) \$13.95. Send only \$3.00 (cash, ck., m.o.) and pay postman balance COD plus postage on arrival or send full price for postpaid delivery.
Western Radio Dept. AEL-12 Kearney, Nebraska.

New Products



FILAMENT CHECKER

Speedy testing of filaments and heaters in all types of tubes is the function of



the Sencore FC123. Nuvistors, novars, compactrons, and 10-pin tubes, as well as all of the more familiar types, can be quickly and easily checked with this device. A pair of

test leads is supplied for checking CRT's, making other continuity tests, and testing neon indicator lamps. The FC123 sells for \$3.95. (Sencore, Inc., 426 S. Westgate Dr., Addison, Ill.)

UHF CONVERTER

Said to offer 50% more picture power than other single-tube UHF converters, the Gavin Model G-2 features a long-life, low-noise Nuvistor circuit. A built-in UHF-VHF coupler allows the use of existing VHF antennas and transmission line. Measuring 8½" x 3" x 4" and weighing 2¾ lb., the converter incorporates an isolation transformer for "cold" chassis operation. All UHF channels from 14 to 83 can be




tuned with the Model G-2. Price, \$24.95. (Gavin Instruments, Inc., Depot Square, Somerville, N. J.)

AUTOMATIC PHONE PATCH

Any mobile unit in a two-way radio system can now be automatically patched into a telephone with the Model 301 "Patch-a-Call."

The 301 is a transistorized, voice-operated device, which is physically connected only to the transmitter or transceiver at the base station. The telephone handset is placed in a receptacle on the 301, automatically turning it on; and when the party on




the land line speaks, the transmitter is actuated. When no speech is present, the receiver is switched into the circuit. The base station operator can monitor the conversation over an auxiliary speaker. The "Patch-a-Call" is priced at \$64.95. (Business Radio, Inc., P. O. Box 5652, Minneapolis, Minn.)

COMPACT WORKBENCH

Occupying just eight square feet of floor space, the Hirsh all-steel "Work and Hobby Bench" has a 24" x 48" high-impact fiber-board work area. A perforated back panel with double-tier tool rack provides storage space for dozens of small hand tools, and there is a 12" x 20" storage drawer and a storage shelf as well. The bench is finished in gray enamel. Suggested retail price, \$25.00. (S. A. Hirsh Mfg. Co., Skokie, Ill.)

DIGITAL COMPUTER KIT

Using transistorized "NOR" circuitry, the "NORDAC" is said to be the first fully transistorized digital computer kit. It is the newest addition to the "MINIVAC" line of computer teaching devices. No special electronics skill is needed to assemble the kit, which demonstrates all basic computer operations. An accompanying manual contains over 100 experiments and programs covering the fundamentals of computer technology. Information is fed to the computer through five input switches and results read out by five indicator lamps. Colored patch cords are used for programming the device. Price, \$64.95. (Scientific Development Corp., 372 Main St., Watertown, Mass.)



SHORT-WAVE RECEIVER KIT

The Heathkit HR-20 eight-tube superhet tunes AM and CW as well as SSB signals on any ham band from 80 through 10 meters. A crystal bandpass filter provides sharp selectivity, and a tuned r.f. stage insures better than 1- μ v. sensitivity on all bands. Tuning is simplified by a 5 $\frac{1}{2}$ " slide-rule dial with a 30-to-1 gear ratio, and an easy-to-read S-meter indicates relative signal strength. The 17-lb. receiver operates from a 12-volt car battery using the Heathkit HP-10 mobile power supply, or from 117 volts using the Heathkit HP-20 a.c. power supply. The HR-20 (without power supply) is priced at \$134.50. (Heath Co., Benton Harbor, Mich.)

"EDUCATIONAL" HEADSET

The Clevite Model ED-300 "educational" headset is designed specifically for language labs and other teaching applications. It can be worn comfortably over glasses and, having only a single cord, is easy to put on and take off. Two types of ear cushions are available: a "donut" type (recommended for long listening periods and for maximum elimination of external noise), and a "blanket" type (which prevents direct contact between ear and phone). The cushions are attached by means of a special nylon zipper and can be removed easily. Frequency response of the headset is 50-10,000 cycles; impedance is 50,000 ohms at 1000 cycles. Price, \$28.00. (Clevite Electronic Components, 232 Forbes Rd., Bedford, Ohio)



FOUR-BAND RECEIVER

An amateur communications receiver, the HE-60 features a sensitive superhet circuit and tunes all frequencies from 550 kc. to 30 mc. in four bands. The 4" speaker is automatically disconnected when a low impedance headset is plugged into the front panel jack. Housed in a 10 $\frac{1}{16}$ " x 5 $\frac{7}{8}$ " x 8 $\frac{1}{8}$ " cabinet and weighing 9 lb., the receiver operates from 105-125 volts, 50/60 cycles. The HE-60 is priced at \$39.95 and the headset (ME-42) is \$2.35. (Lafayette Radio Electronics Corp., 111 Jericho Turnpike, Syosset, L. I., N. Y.)

-30-

Big Pay For Men Who Don't Want College

Coyne's Faster, Lower Cost Training in Electronics Can Open the Door to an Exciting Career as a Technician in Industrial Electronics—Television—Missiles—Automation and Computers.

If you don't want the loss of time and expense of college, The Coyne School can open an exciting career on the ground floor of the fastest growing industry in America. Coyne can give you the training in electronics that will permit you to specialize in any of dozens of good paying positions in the expanding field of electronics.

You receive your training in Coyne's shop-labs under skilled instructors. You can live as cheaply as at home in Chicago the electronics center of the world. Part time work is available for those who need extra money. Biggest part of your tuition can be paid *after you graduate!*

FREE BOOK: Send name, for free illustrated book "Your Opportunities in Electronics." No obligation. No salesman will call at your home.

Coyne Electrical School, Dept. 92-M, Chicago 7, Ill.

**Coyne Electrical School, Dept. 92-M
1501 W. Congress Pkwy., Chicago 7, Illinois**

Please send Free Book "Your Opportunities in Electronics." I am under no obligation—no salesman will call at my home.

Name

Address

City

RR No. or

Zone

State

B. S. DEGREE IN 36 MOS.

INDUSTRY AND GOVERNMENT NEED 50,000 NEW ENGINEERS EACH YEAR! Accelerated year-round program puts you in the job-market a whole year early! Accredited. Aeronautical, Chemical, Civil, Electrical, Mechanical, Electronics, Math, Chemistry, Physics. Also diplomas in Engineering in 27 months. Quality instruction; widely recognized. Graduates employed from coast to coast. Self-help program. Moderate rate. Start Jan., March, June. Sent. Catalog: 1614 E. Washington Blvd., Fort Wayne 2, Indiana.

INDIANA TECHNICAL COLLEGE

ASSEMBLE THIS ALL BAND BATTERY SHORT WAVE RADIO FOR \$9.95!



LISTEN AROUND THE WORLD—UP TO 12000 MILES AWAY!

Ships, Aircraft, Voice of America, Russia, London, Australia, Amateur, Citizens, Police—Also USA Broadcast, 5 WAVE BANDS .5 to 40 MC. Colored tuning dial. Wt. only 9 lbs. WONDERFUL FOR EVERYONE—NOW HEAR THE WHOLE WORLD TALKING DAY OR NIGHT! Send only \$2.00 (cash, c.k., m.o.) for EZ plans, parts lists, prices, photos and details on kit or factory wired. CREDIT ALLOWED ON PARTS.

WESTERN RADIO • DEPT. BRE-12 • KEARNEY, NEBR.

GET INTO

ELECTRONICS

V.T.I. training leads to success as technicians, field engineers, specialists in communications, guided missiles, computers, radar, automation, basic & advanced courses. Electronic Engineering Technology, an EPD accredited Technical Institute curriculum. Assoc. degree in 26 mos. B.S. obtainable. G.I. approved. Start Feb., Sept. Dorms, campus, H.S. graduate or equivalent. Catalog.

VALPARAISO TECHNICAL INSTITUTE
Department PE, Valparaiso, Indiana

Across the Ham Bands

(Continued from page 82)

strength meter where *it* is visible and will indicate whether or not the transmitter comes on the air when the transmit button is pushed. The 2-meter rig is the reason for the 19" wire (one-quarter wavelength). Longer lengths of wire give greater signal pickup on the lower frequencies, but there is usually enough r.f. floating around the shack of even a low-power, 80-meter transmitter to obtain a good meter deflection with a 19" length, especially near the transmitting antenna's feedline.

Used as an r.f. "sniffer" and tuning or neutralizing indicator, the unit will show the presence or absence of r.f. in various sections of a transmitter, to help determine whether the corresponding circuits are functioning properly. Since the copper antenna can be bent into different shapes and straightened again, almost any point in the transmitter can be reached.

News and Views

Terry Schieler, WNØCNO, 8754 Westcott, Jennings 36, Mo., works the four Novice bands. A Heathkit DX-60 transmitter and a Knight-Kit R-100 receiver share a 40-meter dipole on the three low-frequency bands, and a Heathkit "Twoer" sports a "halo" on 146 mc. Terry has 16 states and Mexico confirmed, but he's not too busy with his hamming to help prospective Novices obtain their tickets. . . . Our June Novice Photo Contest winner, **Carl D. Fuglein**, 42 Midland Ave., Berwyn, Pa., has knocked that first "N" out of his call and is now **K3QNC**. But he says he can't work Delaware—and Delaware is only 20 miles away! At least Carl needn't feel lonesome; he has lots of company. . . . **Terry Cantrell, WN4GPA**, 456 Pinehurst Drive, Smyrna, Ga., has kept his Heathkit DX-40 transmitter, Hammarlund HQ-110 receiver, and dipole antenna on 40 meters to work 28 states—27 confirmed—in

his four-month Novice career. By the way, all Terry wants for Christmas is his General Class license.

Jethro "Jep" W. Meek, WN9BYS, 222 East Washington St., Greensburg, Ind., pushes 50 watts into a Heathkit DX-20 transmitter to excite a 40-meter dipole antenna. He receives on a converted ARC-5 "Command-Set." With this equipment, Jep has collected QSL cards from 21 states. He also has a 15-wpm code proficiency certificate and his General Class license is on the way. . . . From far-off East Africa, **Sylvester de Mello**, c/o Police Signals, P.O. Box 9141, Dar-es-Salaam, Tanganyika, would like to correspond with a U. S. ham about 19 years old. Sylvester would like to become a ham, too, but there are some obstacles in his path. In the meantime, he's a radio technician in Dar-es-Salaam. If you write to Sylvester, we suggest you use airmail; otherwise, it may take many weeks for your letter to arrive.

. . . **David L. Sporre, WV2YVM/WA2YVM**, 609 Ravine Rd., Plainfield, N. J., works 40 and 2 meters. On 40 he receives with a Lafayette HE-10 and transmits with a home-brew 40-watter feeding a dipole. On 2 meters, a home-brew converter goes ahead of the HE-10 and a home-built 15-watter feeds a variety of antennas—all products of the WA2YVM antenna laboratories. Among the antennas are a 2-meter dipole, a 2-meter "cloverleaf," and a 10-element beam. Two hundred contacts in three states just goes to show that David isn't talking to himself. . . .

Bill Griffith, K1QAQ, 385 Green Farms Rd., Westport, Conn., who recently received his General license, has separate dipoles for each ham band from 80 to 10 meters; but 40-meter c.w. is still his favorite. Bill transmits on an EICO 720 transmitter, and he receives on a Hammarlund HQ-100.

Bill Payne, KN7DO, 7822 S.E. 16th, Portland, Ore., gets on the air around 11:00 p.m.



"Cool" **Roger Wlechman, WV6ZVP**, Sherman Oaks, Calif., made 92 contacts in 11 states (including Alaska) over a 2-month period using a Hallicrafters HT-40 transmitter and a Knight-Kit R-55 receiver.

"Happy" **Walt Alyea, KN9HND**, Greenfield, Ind., operates on all four Novice bands—on 80, 40, and 15 with a home-brew 1625 rig, and on 2 meters with a Heathkit "Twoer."



his time (2:00 a.m. on the east coast) and would like to make some skeds with eastern stations. Bill pokes at the ionosphere with a Heathkit DX-60 transmitter running the Novice limit to a 40-meter dipole, and he receives with a Heathkit HR-10. He doesn't think that his record of five states worked in 2½ months is anything to brag about, but he has enjoyed every contact. . . . **Camilo A. Castillo, HP1AC**, P.O. Box 354, Panama, Republic of Panama, reports that Novices put strong signals into Panama City on both 7 and 21 mc. Cam looks for Novices and calls "CQ N" on 21 mc. as often as possible on weekends and will also make weekend 7-mc. skeds. HP1AC's equipment includes a Globe Scout-66 transmitter running 60 watts and a Hallicrafters S-85 receiver, helped along by an RME DB-22A preselector and a BC-453 "Q-5'er." The antennas are a home-brew 15-meter, 2-element beam and a 40-meter dipole. If you work HP1AC, the fastest way to get a QSL card is to send *your* QSL and a stamped return envelope to Jack, W2CTN. Oddly enough, Cam himself is the QSL Manager for the "Liga Panameña de Radio Aficionados"—the Panamanian Radio Club!

. . . **Danny Domondon, WV6URY**, 9226 Rosser St., Bellflower, Calif., runs 23 watts to the "High-Performance Transmitter" described in our January, 1962, column to shake up the electrons on his 40-meter dipole. He uses a Philmore CR5AC receiver and, in 5½ months, has tacked up on the shack walls 158 QSL cards from 18 states.

When he's not hamming, **Salvatore Morgera, KN1WV/WPE2FOP**, 46 Freeman St., Warwick, R. I., is experimenting in the field of thermodynamics; he has won two "firsts" in science at the Rhode Island State Fair and a 1962 New England Regional Forst Award. As a ham, Sal uses a Heathkit DX-20 transmitter tied to a 70', end-fed antenna, and a Heathkit GR-91 receiver plus a Q-multiplier. In three months he has put 25 states and Canada in his logbook. . . . **Ed Smith, KN7SPT**, Unit #1, Fairview Heights, Burns, Ore., operates on 80 and 40 meters with a Heathkit DX-35 transmitter and "Comanche" receiver. His antennas are only 10' high, but he has worked eight states—including Hawaii.

An interesting little book which recently crossed your Amateur Radio Editor's desk is *The Technician Magazine*, published by **Armond M. Noble, K7MFA**, Box 465, Billings, Montana. A request, plus a quarter, mailed to Armond will get you a sample copy. . . . **Bob Nordstrom, WV6WCG**, 283 Hasse Drive, Los Angeles 25, Calif., feeds his Johnson Ranger transmitter into a 40-meter dipole antenna; he receives on an RME-45. Twenty-three states and Bermuda (VP9) are on Bob's "brag" list.

Your news, views and picture would fit very nicely in a future column; so let's hear from you. Address mail to Herb S. Brier, W9EGQ, Amateur Radio Editor, POPULAR ELECTRONICS, P.O. Box 678, Gary, Indiana.

May the Christmas season be happy and peaceful for the entire world! 73,

Herb, W9EGQ

OLSON ELECTRONICS, INC.

...the original
QUALITY electronic
DISCOUNT
HOUSE!



DISCOUNT STORES IN:

AKRON, OHIO69 W. State St.
ATLANTA, GA.485 Peachtree St., N.E.
BUFFALO, N.Y.711 Main St.
CHICAGO, ILL.4101 N. Milwaukee Ave.
CHICAGO, ILL.123 N. Western Ave.
CHICAGO, ILL.2641 W. 95th St.
CLEVELAND, OHIO2020 Euclid Ave.
CLEVELAND, OHIO6813 Pearl Road
COLUMBUS, OHIO142 N. High St.
INGLEWOOD, CALIF. .4642 W. Century Blvd.
MILWAUKEE, WISC.423 W. Michigan
PITTSBURGH, PA.5918 Penn. Ave.
PITTSBURGH, PA. .3405 Saw Mill Run Blvd.



FREE Olson Discount Catalogs

NOW! Come in to any of Olson's 13 Electronic Discount Stores and see the tremendous NAME BRAND Electronic Bargains! You'll find SPEAKERS - TUNERS - CHANGERS - AMPLIFIERS - CB EQUIPMENT - TOOLS - TUBES - CONDENSERS - KITS, etc., all at money saving low prices! If you live beyond our store areas, fill out coupon below and receive Olson Electronics' Discount Catalog FREE for one full year. All Hi-Fi and CB at a Discount Price on Credit.

MAIL TO: **OLSON ELECTRONICS, INC.**
335 S. Forge St., Akron 8, Ohio

NAME _____
ADDRESS _____
CITY _____ ZONE _____ STATE _____

10,000 Things Electronic To Enjoy

10,000 WAYS TO SAVE IN
Famous **RADIO SHACK CORPORATION'S**
Brand New 1963 Electronics Catalog

FREE

FOR YOU AND
TWO FRIENDS
Mail Card Today



The Radio Shack Story

Radio Shack Corporation of Boston, Massachusetts is one of America's big 3 distributors of things electronic to the general public, industry, craftsmen and hobbyists. We offer a complete selection of precision built products by mail, through stores, and direct to manufacturers. Our exclusive REALISTIC® line of electronic products is famous nationwide for its high quality, dependable service and fine values. Our selection of national brand products is the largest in America.

**284 pages
over 10,000 items**

Radio Shack Corporation has been serving the nation since 1923—from the very beginning of the electronic age. This year over 2,000,000 people—music devotees, ham operators, amateurs and professionals—will shop from our catalog because they get the most value for every penny they spend on their favorite products . . . they will buy on the easiest terms, cash or credit . . . they are assured by our guarantee of getting the most satisfaction on every purchase. Radio Shack Corporation invites you and your friends to get your share of these savings and satisfaction by mailing the card opposite today.

Partial List of Products in our New 1963 Catalog

- Amateur Radio
- Antennas
- Batteries
- Books
- Capacitors
- Controls
- Hi Fi
- Microphones
- Needles
- Phonographs
- Public Address
- Radios
- Resistors
- Tape Recorders
- Test Equipment
- Tools
- Transformers
- Transistors
- Tubes
- Wire

Always say you saw it in—POPULAR ELECTRONICS

RADIO SHACK'S **REALISTIC**

FIRST IN CITIZENS' BAND COMMUNICATION

For the finest in Citizen Band equipment in Kit or Wired form, see our exclusive Realistic line in Radio Shack's big new 1963 Catalog.

NO MONEY DOWN CREDIT TERMS
Take up to 2 years to pay.

TRC-8 CB TRANSCEIVER KIT

- 8 Crystal-Controlled Channels!
- 23-Channel Dual Conversion Receiver

A REALISTIC® gives you \$200 worth of quality at almost half the price! Tunable dual conversion superhet, tuned RF stages, squelch control, combination "S" and power input meter, dual 117 VAC—12 VDC supply, push-to-talk mike! Made in U.S.A. Wt. 13 lbs.
21P1053, TRC-8 Kit.....\$6 Mo., Net **109.95**
21P1054, TRC-8 Wired.....\$8 Mo. **139.95**

TRC-2 9-TRANSISTOR TRANSCEIVER

- Exclusive AC Power Base!
- Superhet Receiver!

B Compact 9-transistor portable for 2-way communication up to 1 mile! Includes carrying case, antenna, earphone, batteries.

21P94L594, Sh. wt. 3 lbs.....Net **34.95**

"REALISTIFONE" TRANSCEIVER

- Save \$5 Off 1961-2 Price!
- Thousands of Delighted Users!

C New Walkie-Talkie with range to 1 mile. Simple push-to-talk operation. Rugged, compact, portable unit includes battery, carrying case, earphone, antenna. No license needed. Wt. 3 lbs.

21P1001, TRC-2.....\$5 Mo., Net **39.95**

SAVE! AM/FM POLICE RECEIVERS

Choose 30-50 or 148-175 mc Models
For Live-Action Drama as it Happens!

D Save \$10 on our rugged REALISTIC® FM and AM Police Band Receivers! "Communications-gray" metal cabinets, tuned or crystal-controlled (30-50 mc only); 3 IF stages; tuned RF stage. 117 VAC, 14 lbs.

20P1080, RP-30/50.....\$5 Mo., Net **59.95**

20P1081, RP-148/175.....\$5 Mo., Net **59.95**

NEW 6 METER TRANSCEIVER KIT

Dual Conversion Receiver

E Compare features, price, with \$150-\$190 wired units! Has built-in "S" meter; crystal-controlled transmitter; push-to-talk power input meter; powerful, multi-stage, mike; ANL; squelch. Made in U.S.A. 117 VAC, 12 VDC dual power supply.

20P1098, Kit, 15 lbs.....Net **109.95**

20P1099, Wired.....\$8 Mo., Net **139.95**

TRC-5 CB TRANSCEIVER

- Tunable Superhet Receiver!
- 5-Channel Operation!

F Double the transmitter power of competing units! 0.005% stability; squelch control; ANL; tuned RF stage; push-to-talk mike; transmit crystal. Made in U.S.A. 117 VAC, 12 lbs.

21P45DX391, TRC-5.....\$5 Mo., Net **69.95**

TRC-27A CB TRANSCEIVER

- 3 Crystal-Controlled Channels!
- Thousands Now in Use!

G REALISTIC's exclusive TRC-27A provides 15-tube performance via 10 tubes with 5 dual stages. Deluxe solid-state DC power supply for both 117 VAC and 12 VDC! Superhet receiver with RF stage. Push-to-talk mike, channel 11 crystals. 12 1/4 lbs.

21P94LX595, TRC-27A.....Net **89.95**



8-Channel Citizens' Band Transceiver Kit 109.95



9-Transistor Walkie-Talkie 34.95



Police Band AM/FM Receivers 59.95



New 6 Meter Amateur Transceiver 109.95



5-Channel Citizens Band Transceiver 69.95



3-Channel Citizens' Band Transceiver 89.95

MAIL THIS ORDER FORM TODAY

Radio Shack Corporation P.O. Box No. 309
Boston, Massachusetts 62M7

Name _____ Please Print
Address _____
City & Zone _____ State _____

Please send me the following items:

Stock No.	Quantity	Name of Item	Price each	Total Price

Check or Money Order Enclosed (No Stamps, No C.O.D.'s)
*Express Charges collect on delivery

†Conn. residents add 3 1/2%, R.I. residents add 3% Sales Tax

Total for Mds.	
Amt. for Postage	
*Tax	
TOTAL AMOUNT	

Transistor Topics

(Continued from page 80)

ly, there are no special "tricks" involved. Except for the selection of transistors and component values, VHF circuits are quite similar to those employed at lower frequencies. All three basic configurations—common-base, common-emitter, and common-collector—are used. Circuit assembly is more critical, of course, but no more so than with vacuum-tube circuits operating in the same frequency ranges. Leads must be kept short and direct, and special attention must be paid to layout and wiring.

A typical wide-band 200-mc. amplifier circuit is shown in Fig. 4. Developed by Motorola, this amplifier has a bandwidth of 10 mc., a power gain of 15 db. and a noise figure of only 5 db. It is designed for operation from a 6-volt power source and draws 4 ma. The circuit features a 2N1142 epitaxial mesa transistor.

Referring to the diagram, we see that the common-emitter configuration is used. Neutralization is provided by $L3$, coupled to collector load $L2$ and feedback capacitor $C4$. Capacitors $C1$, $C2$, $C4$, $C6$, and $C7$ are ceramic trimmer capacitors with the ranges shown, while $C3$ and $C5$ are ceramic bypass units. Resistor $R1$ is rated at $\frac{1}{2}$ watt; coils $L1$, $L2$, and $L3$ are all wound with #28 wire on a $\frac{3}{16}$ " air core, with $L1$ consisting of two turns, $L2$ of three turns, and $L3$ of one turn.

Amplifier circuits such as this one can be employed in the "front-end" of communications receivers and TV sets,

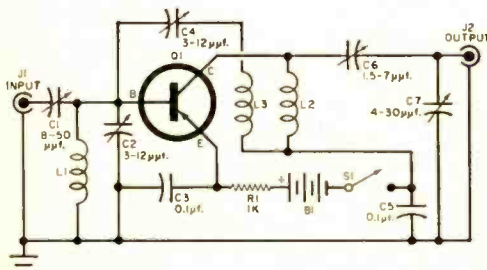


Fig. 4. Low-noise, broadband, 200-mc. amplifier circuit designed around Motorola's new 2N1142 pnp germanium transistor. See text above for complete coil-winding and significant performance data.

and as drivers or buffer amplifiers for low- to medium-power transmitters.

Hot or Cold? Most of us know that high temperatures have an adverse effect on semiconductors, and can even cause permanent damage to transistors and diodes. The fact that extremely low temperatures can also affect semiconductor characteristics is not as well known. While low temperatures won't—as a rule—cause damage, they can shift operating parameters to the point where a receiver or amplifier may fail to operate.


Reader George L. Rotherham (Onion Lake, Sask., Canada) has written us of his experiences along these lines:

"I heard so many complaints this winter that transistor radios wouldn't operate on cold mornings that I tried an experiment to find out why. I tuned in a powerful station on my transistor radio and then put the set outside when the temperature was 15° below zero. In ten minutes the signal faded right out. When I took the set inside, the batteries tested okay, but the set wouldn't work. I placed it in a warm place and it slowly came back to life."

The moral to the story? If you have trouble with a piece of transistorized equipment that has been exposed to very low temperatures, don't try to troubleshoot it until *after* it has warmed to normal room temperatures.

Product News. Relatively few hobbyists are familiar with Raytheon's line of "double-ended" transistors, even though they were introduced quite some time ago. There are 20 germanium types in the line, including computer and general-purpose r.f. and a.f. types. All are subminiature units approximately 21 times smaller than the familiar TO-5 package, and the majority have electrical characteristics which approximate those of some more familiar type. They are suitable for ultra-compact assemblies and are quite adaptable to multiple-board configurations.

General Electric (W. Genesee St., Auburn, N. Y.) has introduced a semiconductor gate turn-off (GTO) switch. Carrying experimental type number ZJ224, the new unit is a logical development of the silicon-controlled rectifier (SCR) and can be turned "off" as well as "on" by means of its gate control electrode. (See *Transistor Topics*, November, 1962,



"Double-ended" transistors developed by Raytheon have been on the market for some time. The 20 different types in the line are ideal for use in compact assemblies.

for a discussion of the SCR). The GTO is intended primarily for use in d.c. circuitry and has a typical switching time of 1 μ sec. Suitable for such applications as low-power inverter circuits, power flip-flops, high-speed solenoid and relay drivers, saw-tooth generators, oscillators, and ring counters, it will also serve as a triggering device for conventional SCR's or transistors when used

in high-frequency, high-power inverter applications.

From the Heath Co. (Benton Harbor, Mich.) comes news of a solid-state regulated power supply kit. Designated as Model IP-20, it has four current ranges (50 ma., 150 ma., 500 ma., and 1.5 amp), and an adjustable (0-50 volt) output; ripple is less than 150 μ v. at full output. The instrument uses a transistorized series-type voltage regulator and a zener diode to provide the voltage reference. Operation is stabilized by an OB2 VR tube for good line regulation. The kit nets for \$72.95, plus postage, direct from the manufacturer.

If you're experimenting with tunnel diodes, and have had trouble selecting suitable mountings, you should investigate the tunnel diode clip-in sockets now being produced by Med-Tronics, Inc. (2019 Westchester Ave., Bronx 62, N.Y.). Designed to eliminate soldering and possible heat damage, these sockets are available in a number of models.

Season's Greetings, and I'll see you next year.

—Lou

TV-RADIO Servicemen or Beginners...

Send for *Coyne's*
7-Volume Job-Training Set
on 7-Day **FREE TRIAL!**



The First
Practical
TV-RADIO-
ELECTRONICS
Shop
Library!

**Answers ALL Servicing Problems QUICKLY...
Makes You Worth More On The Job!**

Put money-making, time-saving TV-RADIO-ELECTRONICS know-how at your fingertips—examine Coyne's all-new 7-Volume TV-RADIO-ELECTRONICS Reference Set for 7 days at our expense! Shows you the way to easier TV-Radio repair—time saving, practical working knowledge that helps you get the BIG money. How to install, service and align ALL radio and TV sets, even color TV. UHF, FM and transistorized equipment. New photo-instruction shows you what makes equipment "tick." No complicated math or theory—just practical facts you can put to use immediately right in the shop, or for ready reference at home. Over 3000 pages; 1200 diagrams; 10,000 facts!

SEND NO MONEY! Just mail coupon for 7-Volume TV-Radio Set on 7-Day FREE TRIAL! We'll include the FREE BOOK below. If you keep the set, pay only \$3 in 7 days and \$3 per month until \$27.25 plus postage is paid. Cash price only \$24.95. Or return set at our expense in 7 days and owe nothing. Either way, the FREE BOOK is yours to keep. Offer limited, so act NOW!

Like Having An Electronics Expert Right At Your Side!

- VOL. 1—EVERYTHING ON TV-RADIO PRINCIPLES!** 300 pages of practical explanations; hundreds of illustrations.
- VOL. 2—EVERYTHING ON TV-RADIO-FM RECEIVERS;** 403 pages; fully illustrated.
- VOL. 3—EVERYTHING ON TV-RADIO CIRCUITS!** 336 pages; hundreds of illustrations, circuit diagrams.
- VOL. 4—EVERYTHING ON SERVICING INSTRUMENTS!** How they work, how to use them. 368 pages; illustrated.
- VOL. 5—EVERYTHING ON TV TROUBLESHOOTING!** Covers all types of sets. 437 pages; illustrations, diagrams.
- VOL. 6—TV CYCLOPEDIA!** Quick and concise answers to TV problems in alphabetical order, including UHF, Color TV and Transistors; 868 pages.
- VOL. 7—TRANSISTOR CIRCUIT HANDBOOK!** Practical Reference covering Transistor Applications; over 200 Circuit Diagrams; 410 pages.

BOOKS HAVE BRIGHT, VINYL CLOTH WASHABLE COVERS

FREE BOOK—FREE TRIAL COUPON!

Educational Book Publishing Division
COYNE ELECTRICAL SCHOOL
1455 W. Congress Parkway, Dept. C2-PE, Chicago 7, Ill.

Yes! Send me COYNE'S 7-Volume Applied Practical TV-RADIO-ELECTRONICS Set for 7-Days FREE TRIAL per offer. Include "Patterns & Diagrams" book FREE!

Name Age

Address

City Zone State

Check here if you want Set sent C.O.D. Coyne pays postage on C.O.D. and cash orders. 7-Day Money-Back Guarantee.

"LEARNED MORE FROM THEM THAN FROM 5 YEARS WORK!"

"Learned more from your first two volumes than from 5 years work."
—Guy Bliss, New York

"Well set for either the serviceman or the beginner. Every serviceman should have one."
—Melvin Masbruch, Iowa

FREE DIAGRAM BOOK!

We'll send you this big book, "150 Radio-Television Picture Patterns and Diagrams Explained" ABSOLUTELY FREE just for examining Coyne's 7-Volume Shop Library on 7-Day FREE TRIAL! Shows how to cut servicing time by reading picture-patterns, radio sets. Yours FREE whether you keep the 7-Volume Set or not! Mail coupon TODAY!



Coyne

Educational Book Publishing Division
ELECTRICAL SCHOOL
1455 W. Congress Parkway Dept. C2-PE Chicago 7, Illinois

Short-Wave Report

(Continued from page 76)

The following is a resume of current reports. At time of compilation all reports are as accurate as possible, but stations may change frequency and/or schedule with little or no advance notice. All times shown are Eastern Standard and the 24-hour system is used. Reports should be sent to P. O. Box 254, Haddonfield, N.J., in time to reach your Short-Wave Editor by the eighth of each month; be sure to include your WPE call letters and the make and model number of your receiver. We regret that we are unable to use all of the reports received each month, due to space limitations, but we are grateful to everyone who contributes to this column.

Afghanistan—Kabul is noted in Turkey on 4710 kc. in Eng. daily at 0900-0930 and on 15,225 kc. at 0530-0600. Heavy QRM makes reception difficult even in the Middle East.

Australia—The N.A. xmsn, formerly heard mornings, is now being broadcast at 2000-2300 on 17,840 and 15,370 kc. Other Eng. xmsns are as follows: to S., S.E., & S.W. Asia at 2000-0300 on 21,540 kc., at 1915-0400 on 17,870 kc., at 1714-2000 and 0300-0400 on 15,220 kc., at 0330-0800 on 11,880 kc., at 1714-1915 on 11,840 kc., at 0730-0930 on 11,760 and 9540 kc., at 0400-1230 on 9570 kc., and at 0900-1230 on 7220 kc.; to East Asia at 1559-1915 on 15,240 kc., at 0330-0530 on 11,810 kc., and at 0600-0712 on 11,810 and 9580 kc.; to Africa at 2330-0045 on 17,820 kc.; to the British Isles and Europe at 0100-0230 on 11,710 and 9570 kc.; to Mid-Pacific Islands at 1500-1700 on 15,315 kc., at 2129-0230 on 15,220 kc., and at 0244-0712 on 7190 kc.; to New Zealand and South Pacific Islands at 1500-1700 on 11,840 kc., and at 0100-0415 on 11,710 and 9570 kc.

The Christian Broadcasting Association, 420 Lyons Road, Fivedock, Sydney, New South Wales, has applied to the Australian Broadcasting Control Board for a permit to operate a 10-kw. station which will broadcast gospel messages to South Asia using 11,740 kc. and either 17,700 or 17,900 kc.

Bolivia—*R. Indeamerica*, Potosi, is noted on 4785 kc. in Brazil (a change from 6202 kc.) at 2123 to 2206 s/off. The call may be CP54. A news bulletin in Spanish is given at 2123. Severe QRM is encountered from a local Morse network.

Brazil—*R. Nacional*, Rio de Janeiro, now operates on a new frequency of 11,795 kc., dual to 6145, 9720, and 15,295 kc., and is noted at 1900-2200.

ZYF24, *Radiodifusora do Maranhao*, Sao Luis, is noted on 4750 kc. at 0350-0420 with pop vocals. This is listed for 4755 kc. and was last reported on 4735 kc.

Canada—Montreal has made extensive changes in frequencies. Their newest schedule reads as follows: to Europe daily in Czech at 0645-1200 on 17,820 and 15,320 kc. (also at 0630-0645 on 11,720 kc.), to Canadian Forces at 0700-0730 on 17,820 and 15,320 kc. (to 0815 on Tuesdays and Sundays), various programs

in Polish, Ukrainian, Russian, Slovak, Czech, and German at 0800-1030, 1100-1200, and 1215-1330 on 17,820, 15,320, and 11,720 kc., Eng. and French at 1030-1045, Hungarian at 1045-1100, Eng. at 1200-1215 on 17,820 and 15,320 kc.; to Africa in Eng. at 1333-1415 and in French at 1415-1445 on 17,820, 15,320, and 11,720 kc. (French continues to 1458 on 15,320 and 11,720 kc.); to Europe (Second Xmsn) in French and Eng. at 1501-1630 on 15,320, 11,720, and 9630 kc.; to Caribbean and Latin America in Eng. at 1800-1830 and in Portuguese and Spanish at 1830-1945 on 15,190, 11,720, and 9655 kc.; to Australasia in Eng. at 0330-0900 on 9630 and 5970 kc.; to Northern Canada daily at 0700-0730 (Tuesdays and Sundays to 0815), at 1030-1045 and 1200-1215 on 11,720 kc., at 1700-1745 and 2000-2200 on 11,720, 9585, and 5970 kc., and at 2200-0200 on 9585 and 5970 kc.

Chile—Soc. Nacional de Agricultura, Santiago, inactive on 12,000 kc. since the 1960 earthquake, is back on the air on 15,315 kc., where it is heard at 1800-2300.

Colombia—A new station is *La Voz de Llano*, Villavicencio, 5950 kc. It has been noted with s/off at 2300.

Dominican Republic—HI2U, *R. Caribe*, Santo Domingo, has returned to its 1960 frequency of 6090 kc. where it is noted at times late in the evening. Station HI2JP, *R. Comercial*, Santo Domingo, 4880 kc., listed as inactive, is on the air (s/on at 0550, s/off at 0102) but it is rarely heard because a Latin American teletype station operates on the same channel. Both of these stations were heard in Brazil.

East Congo (Katanga Province)—*R. Elisabethville*, which was destroyed, is now back on the air as *R. Katanga*. Elisabethville, and operates to Europe at 1240-1600 on 11,871 kc. French news bulletins are given at 1300 and 1500; Eng. at 1520 and 0130. All reports must be addressed to *R. Katanga*, B.P. 1152, Elisabethville, Katanga, via Brussels and Usumbura.

Ecuador—A station on 9755 kc., in Quito, has been tentatively ID'd as *R. Victoria* at 0730. This may be a new short-wave outlet for medium-wave station HCPX1.

Two rarely heard stations are: HCFA4, *La Voz de Manabi*, Portoviejo, 4815 kc., noted at 2258-0035; and HCOB5, *R. Ondas Azules*, Cuenca, 5106 kc., noted from 2135 to 2230 s/off. Both stations had Spanish only.

A late report indicates that a new outlet may soon be operating on 4545 kc.

Egypt—Cairo has made several changes. The European Service now reads: 1330-1830 on 11,915 and 9495 kc. with Italian at 1330, French at 1430, German at 1530, Eng. at 1630, and Arabic at 1730. Kurdish and Turkish programs are broadcast on the same channels at 1200-1325. The *Voice of Africa* has replaced 17,760 kc. with 17,905 kc. at 1045-1330, and Eng. to Africa is now beamed at 1430-1515 (replacing 1415-1500). An Eng. newscast was noted at 1650 on 11,775 kc., and another Eng. segment was found on 17,820 kc. at 1250-1305 starting with a newscast.

England—Here's the latest schedule from London for the Western Hemisphere. The General Overseas Service broadcasts to N.A. at 1615-1715 on 15,375 kc., at 1615-1845 on 11,

780 kc., at 1715-2200 on 9510 kc., and at 1800-2200 on 6195 kc.; to West Indies, Central and South America (North of the Amazon) at 1500-1715 on 17,870 kc., at 1615-1715 and 1745-1930 on 15,070 kc., at 1700-1715 on 12,095 kc., at 1700-1715 and 1745-2200 on 11,750 kc., at 1745-2200 on 12,040 kc., and at 1800-2200 on 9580 kc.; to South America (South of the Amazon) at 1500-1715 on 17,740 kc., at 1500-1815 on 15,260 kc., at 1615-2200 on 12,040 kc., and at 1715-2200 on 9510 kc.; to South Georgia at 1715-1930 on 11,820 kc. The Caribbean Service broadcasts at 1715-1745 on 15,070, 12,095, and 11,750 kc. Transmissions to the Falkland Islands are at 1700-1730 on 11,945 and 9750 kc. The N.A. Service is listed at 1615-1715 on 15,375 and 11,780 kc. (to 1845 on 11,780 kc.), at 1715-2200 on 9510 kc., and at 1800-2200 on 6195 kc.; however, a late report indicates that the Canada & U.S.A. xmsn at 0930-1200 on 15,300 kc. and



Maurice Leveille, VE2PE1BT, Pierrefonds, Quebec, uses a Hallicrafters SX-110 with a built-in S-meter, a tape recorder, and a 100' dipole antenna.

at 1100-1200 on 17,860 kc. may have changed—the latest schedule for monitoring indicates that the latter xmsn has been switched from 17,860 kc. to 17,890 kc. The BBC may be planning to use a low frequency this winter due to drop in solar activity; you might watch around 2880 kc. for London.

Fiji Islands—Suva has been noted on 4756 kc. at 0350 with talk; at 0400 with chimes and time pips, then news; at 0410 with a weather report and program summary; and at 0415 with request music. This is all English.

Formosa—*Voice of Free China*, Taipei, has been tuned at 0505-0550 with Eng. news and Chinese music on 9685, 7130, 6095 kc., and at 0730-0755 on 11,825 kc. with Eng. and Chinese.


Germany (East)—*R. Berlin International* has been tuned at 2000 with Eng. news on 9560 kc. and at 0730-0815 with an Eng. play on 15-210 kc. There is a short news bulletin at 0800.

Indonesia—Djakarta is noted in Eng. at 0600-0630 beamed to Singapore and in native language to 0700 beamed to Asia on 9770 kc., at 0930-1030 in Eng. with good signals on 9585 kc., and in Eng. to Europe at 1400-1500 on 9585 and 11,715 kc.

Iran—*R. Iran* has newscasts in Persian at 0130, 0325, 0430, 0530, 0630, 0730, 0830, 1030, 1130, 1230, 1430, 2130, 2230, 2330, and 0030 on 7031 and 3780 kc. *R. Teheran* has newscasts in Arabic at 1330, in Russian at 1500, in Turkish at 1515, in French at 1530, and in Eng. at 1545 on the same channels. The 9660-kc. outlet may

your guide to **WHAT** to buy in hi-fi equipment and **WHERE** to buy it

STEREO/HI-FI 1963 DIRECTORY



The 1963 STEREO/HI-FI DIRECTORY gives you prices, illustrations and performance data on virtually all the stereo and monaural equipment on the market today. There are 180 pages of buying information for your use: over 1500 components from 170 manufacturers!

PLUS FEATURE ARTICLES:

- Questions and Answers on FM Stereo
- How to Select a Tape Recorder
- What is Component Hi-Fi?
- How to Select an FM Tuner

AND THESE SPECIAL LISTINGS:

- All FM-Stereo (Multiplex) stations on the air as of September, 1962
- All hi-fi dealers in the U. S.

The 1963 STEREO/HI-FI DIRECTORY is indispensable as a guide to the entire hi-fi market. Now on sale at your favorite newsstand or Hi-Fi dealers. Or order below with the handy coupon.

Retail Sales Division PE 122
Ziff-Davis Publishing Co.—Dept. SD
One Park Avenue
New York 16, New York

Please send me a copy of the 1963 STEREO/HI-FI DIRECTORY. I enclose \$1.00, the cost of the DIRECTORY, plus 10¢ to cover mailing and handling charges. (Canada and foreign countries, \$1.25 plus 10¢ postage.)

NAME _____

ADDRESS _____

CITY _____

ZONE _____ STATE _____

(Add 3% sales tax if N.Y.C. resident)

also be in operation though the schedule did not indicate its use. Call-signs: EQO on 3780 kc.; EPB7 on 7031 kc.; and EQC on 9660 kc.

Iraq—*R. Baghdad*, 9635 kc., has German at 1600-1620 but the 1630-1700 Eng. xmsn is usually QRM'ed. A report from Florida indicates that the Eng. period is frequently heard well, with the signal rising towards the end of the xmsn. Features include news, commentary, an editorial, and some U.S. records.

Japan—This is the latest schedule from *Nippon Hoso Kyokai*, Tokyo: to N.A. at 1830-1930 on 15,135, 15,390, and 17,895 kc. in Eng. and Japanese; to N.A. and Latin America at 2100-2300 on 11,780, 15,235, 17,725, and 17,895 kc., in Spanish, Japanese, and English; to Hawaii at 0030-0200 on 15,235 and 17,725 kc. in Eng. and Japanese; to Europe at 0115-0345 on 11,780, 15,135, and 17,895 kc. in Russian, German, French, Italian, English, Swedish, and Japanese; to Australia and New Zea-

land at 0430-0530 on 11,875 and 15,235 kc. in Eng.; to the Philippines and Indonesia at 0730-0930 on 11,780 and 15,135 kc. in Eng. and Indonesian; to S.E. Asia at 0800-1100 on 9675 and 11,705 kc. in standard Chinese, Fukienese, Cantonese, French, Vietnamese, Eng., and Thai; to S. Asia at 1000-1130 on 9525 and 11,780 kc. in Hindi, Eng., Urdu, and Bengali; to the Middle East and North Africa at 1145-1345 on 7195, 9525, and 11,780 kc. in Arabic, French, Eng., and Japanese; to Africa at 1400-1500 on 9525 and 11,875 kc. in Eng., French and Japanese. The General Service in Eng. and Japanese transmits half-hour programs at 1900, 2000, 2100, 2200, 2300, 0000, and 0100 on 15,325, 15,105, and 15,195 kc.; at 0200, 0300, and 0400 on 9505, 15,195, and 15,325 kc.; at 0500 on 9505, 9605, and 15,325 kc.; at 0600, 0700, 0800, and 0900 on 9505, 9605, and 9740 kc.; and at 1000, 1100, 1200, 1300, and 1400 on 9605, 11,725, and 9740 kc.

SHORT-WAVE CONTRIBUTORS

Andrew Kasparson, *WPE1DFW*, Auburn, Mass. (1938 7-tube *Zenith*)
 William Chapman, *WPE1DRZ*, Middletown, Conn. (*National NC-60*)
 Ronald Grzelak, *WPE1DWA*, Willimansett, Mass. (*Halicrafters S-120*)
 Mark Gordon, *WPE1EGG*, Providence, R. I. (*Halicrafters S-120*)
 Grove Calkins, *WPE1EFG*, Newton, Mass. (*National NC-173*)
 Marc Verlin, *WPE1EFP*, Mattapan, Mass. (*National NC-60*)
 Thomas Sundstrom, *WPE2AJ*, Philadelphia, Pa. (*Hammarlund HQ-150*)
 David Markus, *WPE2FMR*, Depew, N. Y. (*Hammarlund HQ-100C*)
 John Whitmore, *WPE2FVR*, Garden City, N. Y. (*Halicrafters S-11G*)
 Frank Le Veness, *WPE2GES*, Queens Village, N. Y.
 Richard Witkowski, *WPE2GQI*, Jersey City, N. J.
 George Derringer, *WPE2GYZ*, Newburgh, N. Y. (*Zenith 7G805*)
 Len Dunikoski, *WPE2HXH*, Cranford, N. J. (*Spartan 7BM46PA*)
 Richard Grab, *WPE2HYM*, Forest Hills, N. Y.
 Daniel Ciskal, *WPE2HYX*, Lackawanna, N. Y.
 Fred Meyer, *WPE3AKF*, Gaithersburg, Md. (*11-tube Westinghouse*)
 William Dickerman, *WPE3BER*, Williamsport, Pa.
 Jim Pieklo, *WPE3CHI*, Conshohocken, Pa. (*Halicrafters S-107*)
 Paul Brewington, *WPE3CTB*, Philadelphia, Pa.
 John Rasmussen, *WPE3DGU*, Kennett Square, Pa. (*Knight Span-Master*)
 John Wilson, *WPE3NB*, Wilmington, Del.
 George Cox, *WPE3NF*, New Castle, Del.
 Grady Ferguson, *WPE4IC*, Charlotte, N. C. (*Halicrafters SX-28, SX-100*)
 Gary Atkins, *WPE4EHL*, Louisville, Ky.
 Kenny Folsyth, *WPE4EKW*, Mobile, Ala. (*Zenith B600*)
 Mark Stone, *WPE4FAJ*, Louisville, Ky. (*Halicrafters S-3ND*)
 Roger Legge, *WPE4FI*, McLean, Va.
 B. Convease, *WPE4FIU*, Raleigh, N. C. (*Halicrafters S-76*)
 B. Edward Lorenzen, *WPE4FVA*, Hopewell, Va. (*Zenith 15U269*)
 William Bing, *WPE54G*, New Orleans, La. (*Halicrafters SX-100*)
 Paul Moratto, *WPE54VL*, League City, Texas (*Heath AR-3*)
 Jack Keene, *WPE5BMP*, Houston, Texas (*Lafayette KT-135*)
 Delbert Hirst, *WPE5CFU*, Snyder, Texas (*Heath GR-91*)
 Marvin Easley, *WPE5CHG*, Jackson, Miss. (*Lafayette KT-200*)
 Robert Fiegel, Jr., *WPE5CKB*, New Orleans, La. (*Halicrafters S-107*)

John Hall, *WPE6BWZ*, San Francisco, Calif.
 Bill Lund, *WPE6CI*, Manhattan Beach, Calif.
 Richard Rush, *WPE6DEJ*, Maywood, Calif. (*S-transistor portable*)
 Gary Payne, *WPE6DHU*, Fresno, Calif. (*Heath AR-3*)
 Ed Ericson, *WPE7BDL*, Lakeview, Wash.
 Jim Klotz, *WPE7BHI*, Seattle, Wash.
 Robert Kipp, *WPE8BL*, Detroit, Mich.
 Tim Shaw, *WPE8BUV*, Bay Village, Ohio (*Hammarlund HQ-145-X*)
 Chester Sheets, *WPE8CU*, Columbus, Ohio
 Nils Young, *WPE8DKN*, Dayton, Ohio
 Frank Ruzicka, Jr., *WPE8EHV*, Aurora, Ohio
 E. J. Stuart, Jr., *WPE8EMM*, Tampa, Fla. (*Zenith 1000*)
 Rusty West, *WPE8ERJ*, Painesville, Ohio
 Dick England, *WPE8FV*, Columbus, Ohio
 Mike Kander, *WPE8MS*, Dayton, Ohio
 Robin Fisher, *WPE8OG*, Beach City, Ohio (*Knight R-100*)
 Billy Wambach, *WPE9AT*, Evansville, Ind. (*Knight R-100*)
 J. P. Arendt, *WPE9DN*, Aurora, Ill.
 Jonathan Reise, *WPE9DVE*, Milwaukee, Wis. (*Gonset 212*)
 Todd Curless, *WPE9DVP*, Indianapolis, Ind.
 Michael Peters, *WPE9EEC*, Burnett, Wis. (*Philco 39-31*)
 Harvey Rogoff, *WPE9EFJ*, Calumet City, Ind. (*Knight Span-Master*)
 Edward Bassett, *WPE9EHF*, Toledo, Ill. (*Gonset 212*)
 Allen Titlebaum, *WPE9EKD*, Skokie, Ill. (*Knight Span-Master*)
 Jack Palladay, Jr., *WPE9EOE*, Indianapolis, Ind. (*Knight Span-Master*)
 John Beaver, Sr., *WPE9AE*, Pueblo, Colo. (*National NC-109, Halicrafters SX-42, 5R100A*)
 David Veltin, *WPE9ANV*, St. Louis, Mo.
 Larry Hastings, *WPE9OCRA*, Augusta, Kansas
 Giacomo Perolo, *PY2PE1C*, Sao Paulo, Brazil
 John Yokoff, *TA3PE1J*, Diyarbakir, Turkey
 Gregg Calkins, *VE1PE3L*, Saint John, N. B. (*Halicrafters S-108*)
 Robert Viau, *VE2PE6O*, Sept Hes, Quebec
 Bruce Lawton, *VE3PE6Y*, Scarborough, Ont. (*Heath AR-3*)
 Harold Balitski, *VE5PE3R*, Eastend, Sask. (*MACO AB-210*)
 D. Dawson, *VE6PE4K*, Grande Prairie, Alta.
 Kenneth Alyta, Jr., Charlotte, N. C. (*Knight Span-Master*)
 Bernard Brown, Derby, England (*Eddystone S880*)
 Robert French, Bellaire, Ohio (*Knight Ocean Hopper*)
 Del Green, Salt Lake City, Utah
 Stephen Thurlow, Cabramatta, N.S.W., Australia (*Philips TX458A*)

SHORT-WAVE ABBREVIATIONS

BBC—British Broadcasting Corporation
 Eng.—English
 ID—Identification
 kc.—Kilocycles
 kw.—Kilowatts

N.A.—North America
 QRM—Station interference
 R.—Radio
 s/off—Sign-off
 s/on—Sign-on
 xmsn—Transmission

Lebanon—Beirut has a mailbag period during the N.A. Eng. xmsn on Wednesdays at 1600-1618.

Madagascar—Tananariva on 3288 kc. is noted in England from 1330 with French; a clear ID of *Ici Tananarive* is given at 1345.

Nigeria—A station has been noted on 9505 kc. with a missionary broadcast in Eng. at 2230. While as yet unconfirmed, this might be the listed but never reported outlet on 9500 kc. Can anyone confirm it?

Norway—Oslo still beams 100 kw. towards the USA at 2000-2130 and 2300-0030. The only Eng. programs on this 9610-kc. channel are broadcast on Sundays. Request music is played, on Wednesdays, and Eng. listeners' requests may be answered during this period. Other frequencies (in dual) are 11,850, 15,175, and 6130 kc.

Peru—Two new stations are: OAX8U, *R. Echo*, Iquitos, 9665 kc., heard fairly well at 0600-0700 and 1900-2300; and OAX8I, *R. La Hora*, Iquitos, 9540 kc., noted during the same time periods. Station OAX2G, *R. Cajamarca*, Cajamarca, 4770 kc., is noted in Brazil from 2341 to 0000 s/off, and again at 0700 s/on with Peruvian music and frequent time checks in Spanish.

Other Peruvian stations noted are: Chiclayo on 6700 kc., heard well almost any time during the evening with all-Spanish language and a few U.S. records; OAX7F, *R. Nacional Puno*, 9570 kc., which usually has an excellent signal around 2300; and OAX4X, 15,105 kc., with music and Spanish news at 2130-2200.

Philippines—DZH8, Manila, 11,855 kc., is tuned in Eng. and Far East languages at 0900-1230, usually with good signals.

USSR—*R. Tashkent* continues to air its Eng. xmsn daily on 9600 kc. from 0700 s/on to 0730 in English. News is given at 0700-0710, after which music is presented.

Venezuela—YVOM, San Cristobal, is now on 9640 kc., replacing 9570 kc., and was noted with fair strength at 0600-0800.

Windward Islands—Windward Islands Broadcasting System, St. Georges, Grenada, is heard regularly on 9500 kc. at 1900-2115.

Medium-Wave Stations

The following stations have been heard on the standard broadcast band in Trinidad and Tobago. Several of these stations have been reported as being heard from time to time in the USA, especially in Atlantic Coastal states.

Aruba—*R. Victoria, The Cultural Voice of the Caribbean*, broadcasts daily at 0830 with religious programs, at 1000 in Spanish, at 1230 and 1830-2000 in English. The frequencies are 920 and 940 kc.

British Guiana—*R. Demerara*, 760 kc., broadcasts all day in English. The short-wave out-



If you've recently changed your address, or plan to in the near future, be sure to notify us at once. We'll make the necessary changes on your mailing plate, and see to it that your subscription continues without interruption. Right now—print the information requested in the spaces below and mail it to:

**POPULAR ELECTRONICS,
 434 So. Wabash Ave.,
 Chicago 5, Illinois.**

Name Please PRINT!

Account No.

Old Address

City State

New Address

City Zone State

Mail copies to new address starting with
issue.

***(Your Account Number appears directly
 above your name on the mailing label.)**



Send
POPULAR ELECTRONICS
 Every Month

NAME

ADDRESS

CITY ZONE STATE

Check one: 3 years for \$10 2 years for \$7
 1 year for \$4

in the U. S. and possessions.

Payment Enclosed Bill Me

Foreign rates: Canada and Pan American Union countries, add .50 per year; all other foreign countries, add \$1 per year.

New Renewal

Mail to:

POPULAR ELECTRONICS
 Dept. PE-1262H, 434 S. Wabash Ave.
 CHICAGO 5, ILL.

engineering degree in 27 months

Industry demands graduates. Enjoy higher income . . . advancement. Major corporations regularly interview and employ seniors. *Bachelor of Science Degree in 27 Months* in Electrical, Mechanical, Aeronautical, Chemical, Civil Engineering, IN 24 MONTHS a B.S. Degree in Business Administration (General Business, Accounting, Motor Transport Administration majors). Small classes. More professional class hours. Well-equipped labs. Campus. New dorms. *Low costs.* Founded 1881. Enter January, March, June, September. Write J. E. McCarthy for Catalog and "Your Career in Engineering and Commerce" Book. Learn more and you'll earn more.



TRI-STATE COLLEGE

36122 College Avenue • Angola, Indiana

NEW MAGIC RADIO WALKIE TALKIE!

TALK THRU ANY RADIO TO ANYONE ANYWHERE!



Sends your voice to any car or house radio. Works up to 1-2 miles from car to car or 1-3 or more blocks house to house depending on local conditions. JUST PUSH BUTTON TO TALK—NO COMPLICATED HOOKUPS ON WIRES—ANYONE CAN USE IT. Transistor powered by flashlight batteries. NO LICENSE OR PERMITS NEEDED. GUARANTEED TO WORK. 1 YR. SERVICE GUARANTEE. SHOULD LAST FOR YEARS! SEND ONLY \$3.00 (cash, ck. mo) and pay postman for postpaid delivery. Ready to operate, with clear instructions. Order your Radio-Talkie today—now! WESTERN RADIO • Dept. TEL-12 • Kearney, Neb.



ERSIN Multicore

5-CORE SOLDER

WETS FASTER—MELTS FASTER
 SOLDERS BETTER!

MULTICORE SALES CORP. • PORT WASHINGTON, N. Y.

lets are on 3265 kc. (s/on, 1515) and 5981 kc. (s/off, 1545). Reports go to: Broadcasting House, St. Phillips Green, Georgetown, British Guiana.

St. Kitts—*Radiodiffusion Francaise*, Basse-terre, broadcasts French all day on 625 kc. (approx.). The ID is *Ici Basse-terre*.

St. Lucia—*R. Caribbean International*, P. O. Box 121, Castries, St. Lucia, has French on 830 kc.; Eng. at 1500-1700.

Trinidad and Tobago—WVDI, the U.S. Navy station at Chaguaramus, is noted daily on 570 kc. (s/on time is 0645; s/off varies from 2300 to 0200); broadcasting in Eng. all day, it often presents ball games and Armed Forces Radio Service relays. *R. Guardian* operates daily at 0500-2300 on 610 kc., all English; reports go to P. O. Box 610, Port of Spain, Trinidad. *R. Trinidad, The Voice of Independent Trinidad & Tobago*, operates with 20 kw. on 730 kc. in Eng. at 0500-2300; reports should be sent to 11b Maraval Road, Port of Spain, Trinidad.

Virgin Islands—WIVI, Christianstead, St. Croix, operates on 970 kc., and has been noted off and on from 0945 to 1745.

-30-

Numbers Quiz Answers

(Quiz on page 77)

1.414 — F The maximum or peak value of a SINE WAVE is 1.414 times its effective or r.m.s. value.

3.2 — C A common impedance for SPEAKER voice coils is 3.2 ohms.

47 — A A type 47 PILOT LAMP is the one almost always found in the "All-American 5" receiver.

90 — H Current through a pure INDUCTANCE lags the applied voltage by a quarter of a cycle, or 90 degrees.

140 — G A common maximum capacitance value for a VARIABLE CAPACITOR is 140 μf .

180 — B A signal fed into a VACUUM TUBE between grid and ground is inverted, or shifted 180° in phase, when observed between plate and ground.

300 — J The impedance of TV and FM TWIN-LEAD is 300 ohms.

440 — E A TUNING FORK used to tune musical instruments vibrates at 440 cycles, or A above middle C.

455 — I A common frequency for an I.F. TRANSFORMER is 455 kc.

15,750 — D The frequency of the horizontal sweep oscillator in a TV SET is 15,750 cycles.

SHORT-WAVE MONITOR CERTIFICATE APPLICATION

To become a Short-Wave Monitor registered with POPULAR ELECTRONICS, just follow these simple directions:

- 1 Fill out the form below. (You must be a short-wave listener presently active in the hobby to be eligible for a Short-Wave Certificate.)
- 2 Send us 10 cents in coin to cover the cost of the certificate as well as the handling and registration

costs. If you live outside the United States and cannot obtain U.S. coins, send either 15 cents in Canadian currency or two International Reply Coupons (IRC's).

- 3 Insert the application form, coins (or IRC's) and a stamped, self-addressed envelope in another envelope and mail it to:

Monitor Registration, POPULAR ELECTRONICS
One Park Avenue, New York 16, N. Y.

(Please Print)

Name _____

Address _____ City _____ Zone _____ State _____

Receivers _____ Make _____ Model _____

_____ Make _____ Model _____

Principal SW _____

Bands Monitored _____ Number of QSL Cards Received _____

Type of Antenna Used _____

Signature _____ Date _____

Ham Call-Area Prefix _____

"Do-It-Yourself" TUBE CHECKER

At 1/5 The Original Cost!
Shipped Railway Express, F.O.B. **\$36.95**
Pays for itself in one month or less! Ideal for supermarkets & drug stores. Completely reconditioned, these machines have up-to-date charts, lighted back & locked compartment that stores up to 300 tubes.

ONE YEAR GUARANTEED TV PICTURE TUBES

Priced As Low As 49¢ Per Inch!

Here are just a few spectacular sample prices:

10BP4	\$ 4.95	11BZP4	\$19.95
12L14	\$ 7.19	12AP14	\$15.75
14BP4	\$ 8.25	21EP4	\$16.95
16GP4	\$ 8.95	21AM14	\$22.95
17BP4	\$ 9.95	21CP14	\$28.95

NOTE: No Duds Required On Any Of The Above Tube Types.

Attention! All picture tubes sold by Nation-Wide contain only new parts except for the glass envelope which is reused and has been closely inspected prior to manufacture to insure clear and perfect pictures!

All picture tubes shipped F.O.B. Send For Nation-Wide's Complete Picture Tube List Dept. CL

TV CONSOLES

Complete from knobs to back cover! No burned out picture tubes or transformers! Satisfaction guaranteed or your money back! Shipped Railway Express, F.O.B. 10", 12", 14", 16", 17", 19", 20", 21" **\$7.95 (as is) \$15.95 (as is)**

Free Postage On All Orders. 25¢ Handling Charge On Orders Under \$5.00! Deposit Of 25¢ On C.S.D.'s, Canadian and Foreign, please send approximate post-acc. If you're not satisfied, we will refund your money within 5 days.

NATION-WIDE TUBE CO.

Nation-Wide Bldg., Harrison, N.J.
HUmboldt 4-9815

IMMEDIATE DELIVERY!

- Brand New
- Factory Seconds
- Used Tubes
- Used and/or factory seconds.

\$27.95 per HUNDRED

For all type

TUBES

1-YEAR GUARANTEE ON ALL TUBES!

Before shipping, each order of tubes is scientifically tested by Nation-Wide's own quality control department! All shorted and low-emission tubes are immediately destroyed! You receive only top quality, long-life, Hi-Rok and set tested tubes!

Individually boxed! Code dated! Branded!

QZ4	6A4GT	6BT	12BA6
1A7GT	6AH6	6GH8	12BH7/A
1B3GT	6AV5	6H9	12BL7/A
1H3GT	6AL5	6J5	12BL7/B
1LN5	6AM8/A	6J6A	12BQ6
1N5GT	6AN8/A	6K9GT	12BY7/A
1R5	6AQ5/A	6K7	12CA5
1T4	6AS8	6L6	12CL5
1U1	6AT8	6A/B/C	12D5
1U5	6AT8/A	6A/B/C	12D7/A
1X2	6AL	6SA7	12D14/A
2AF4	4GT/A	6SK7	12D15
2RN4	6AU3GT	6SL7GT	12DQ6
2CY5	6AU8/A	6SN7	12E6
3AU6	6AU8	6TA/B	12D18
3RC5	6AV16A	6SQ7	12K7GT
3RN6	6AV8	6T4	12L6GT
3H18	6AW8/A	6T8/A	12Q7GT
3RZ6	6AX4	6U5/6G5	12SA7
3C9B	6CTA/B	6UB/A	12SK7
3C5B	6AN3GT	6V8A	12SN7GT
3PK6	6BA6	6V6GT	12SQ7
3PT6	6BC5	6M4GT/A	12T6GT
3Q2GT	6BC8	6W6GT	12W6GT
3S4	6BE6	6X4	12X4
3V4	6BD6G/A	6X5GT	13D7
4R7A	6BH6	6X8/A	13D7
4BS8	6BH8	7A4/XXL	14A7
4H26	6BK5	7A5	14B6
4C26	6BU7A/B	7A7	14C7
5AM8	6BL7	7A8	17A/XXL
5AN8	6T/A	7AU7	17C5
5A26	6BN6	7B5	19A14
5AS8	6BU5	7B7	6TA
5A8T8	6BU6	7C5	19H6G
5BK7A	6CTA/B	7F8	6/A
5H18	6BQ7/A	7N7	19T8
5C4B	6BC8	8AW8/A	25H9G
5C18A	6BY6	6CT8	25C7
6C2	6BZ7	6CM7	GA/B
636	6C4	6C8	25U6
638	6CB8/A	6C9B/A	25L6GT
64	6CC6	10D57	25W4GT
64A/B	6CD6G/A	12A8GT	25Z6GT
65B	6CC7	12AB5	35C5
6V6G	6CM7	12AD6	35L6GT
5N8	6C08	12AT6	35W4
6Y3GT	6CU6	12AT7	35Z4
6A8GT	6CU8	12AUL7	35Z6GT
6B1	6DE1	12AX7	50A5
6AC7	6DQ6	12AZ7	50B5
6AG5	6EY/B	12AX9	50C5
6AF	6DT6	12AX4	50E116
6E8	6E8	6TA/B	50L6GT
6BD8	12D4		70L7GT

Partial listing—send for free complete tube listing. FREE SURPRISE BONUS ON ORDERS OF \$5 OR MORE! FREE TROUBLE-SHOOTER GUIDE WITH EVERY ORDER!

INDEX

TO VOLUME 17

July-Dec., 1962

AMATEUR RADIO AND SWL

Across the Ham Bands (Brier)	
SWL "Souvenir Hunters" and QSL Cards.....	74 July
How To Increase Your DX Score.....	63 Aug.
"Six and Two" for the Newcomer.....	75 Sept.
Latest Ham News From Washington.....	72 Oct.
Tuning In SSB Signals.....	75 Nov.
WRL "Meteor" SB-175 Transmitter.....	81 Dec.
All-American Five Goes CPO (Hall).....	46 Dec.
Base-Insulating Your Vertical (Pyle).....	66 Dec.
Crystal Filter, Receiver (Brier).....	76 Nov.
DX the World's Weather (Blas).....	50 Aug.
Every Day From 108 to 132 (Greenberg).....	41 Nov.
Field Strength Meter (Brier).....	82 Dec.
First Rig for the "Plan Ahead" Novice.....	58 Sept.
Folded Dipoles (McLaughlin).....	54 Dec.
Frequency Calibrator, Compactron (Brier).....	75 July
Ham in the Making (Hutchison).....	62 Oct.
Have Gall, Will Call (Moore).....	54 Aug.
Modulator for the Ex-Novice (Brier).....	64 Aug.
One for the Road (Burgess).....	44 July
Preamplifier for "Lazy" Crystals (Chapel).....	57 Dec.
RFD-100 (Smith).....	57 Nov.
Satellites on the Air.....	
60 Sept., 8 Oct., 98 Nov.,	14 Dec.
Short-Wave Monitor Certificate Application.....	
82 July, 98 Aug., 62 Sept.,	113 Dec.
Short-Wave Report (Bennett)	
POPtronics "Mailbag".....	81 July, 75 Dec.
Notes from Your Short-Wave Editor's Desk.....	92 Aug.
Up-To-Date Schedule for VOA Program.....	61 Sept.
DX Alliansen.....	83 Oct.
SWL "Field Day" Listening Teams.....	81 Nov.
Skeptic Squashing (Geraci).....	57 Oct.
SWL/QSL Bureau.....	113 Oct.
Transceiver for 6 (Robbins).....	45 Aug.
TVI Filters, Simple (Brier).....	77 Sept.
2-Tube, 2-Meter Superregen (Green).....	65 Oct.
Vertical Antenna, "Shortened" (Brier).....	73 Oct.
World-Wide Newscasts, Directory of (West).....	53 Sept.

CITIZENS BAND RADIO

CB Rig Doubles As PA System (Kuehn).....	59 Sept.
CB Sam Was Careful (Moore).....	78 July
Courier 1 Has Many Extras.....	66 Sept.
Equipment Directory	
Part 19 Transmitters and Transceivers.....	69 Aug.
Microphones.....	81 Aug.
Station Accessories.....	83 Aug.
Antenna Check List.....	88 Aug.
Hand-Held Transceivers.....	90 Aug.
FCC Report (Tall).....	10 July, 8 Sept., 8 Nov.
More "Tower" To You (Moore).....	62 Dec.
New Form for CB (Sienkiewicz).....	55 Aug.
On the Citizens Band (Strippel).....	
77 July, 93 Aug., 81 Sept., 59 Oct.,	63 Nov.,
(Spinello).....	70 Dec.
Vocoline Commaire PT-27.....	64 Oct.

CONSTRUCTION

Add Vitamin "L" to "Starved Circuit" (Anderson).....	74 Nov.
All-American Five Goes CPO (Hall).....	46 Dec.
Aural Continuity Checker (Hatfield).....	63 Dec.
Auto Radio Controls, Add-On (Davidson).....	56 Nov.
Back-Seat Music Makers (van Sutphin).....	73 Sept.
Base-Insulating Your Vertical (Pyle).....	66 Dec.
Blinky (Minor).....	61 Dec.
CB Rig Doubles As PA System (Kuehn).....	59 Sept.
Club Sandwich Reflex (Weems).....	51 Nov.
Coming or Going (Davison).....	47 Dec.
Crystal Filter, Receiver (Brier).....	76 Nov.
Electronic Tuning Indicator, Add on, to Your	
Heathkit AJ-31 (Vallone).....	55 Dec.
Field Strength Meter (Brier).....	82 Dec.
Fish Finder (Winklepleck).....	57 July
Folded Dipoles (McLaughlin).....	54 Dec.
440 Fork (Ippolito & Brocato).....	63 Sept.
14-83 (Tenen).....	41 Oct.
Frequency Calibrator, Compactron (Brier).....	75 July
Handset, Handy (Strand).....	52 Dec.
Inductive Reactance, "Seeing" (Pafenberg).....	46 Sept.
Level with Your Mike (Trauffer).....	49 Nov.
Little Volter (Frantz).....	50 Nov.
Lodestar (Caringella).....	37 Sept.
Magnet, Master (Ford).....	48 Sept.
Mello Monster (Dybvig).....	47 Oct.
Modulator for the Ex-Novice (Brier).....	64 Aug.
Nite Light Dimming (Pugh).....	87 Oct.
One for the Road (Burgess).....	44 July
1-2-3 Totalizer (Reed).....	52 Aug.
Preamplifier for "Lazy" Crystals (Chapel).....	57 Dec.
Radiation Fallout Monitor (Winklepleck).....	37 July
RFD-100 (Smith).....	57 Nov.
Smoother Shaves with Smoother Current (Noonan)....	43 July
Squawk Box, Test Bench (Trauffer).....	42 July
Stereo-Com, Build the (Ogur).....	76 Oct.
Theremin, One-Armed (Millard).....	59 Aug.
Transceiver for 6 (Robbins).....	45 Aug.
Transformer for D.C. (Richards).....	67 July
Traveling? Take Your Shaver With You (Robson).....	83 July
Tremolo, Transistorized (Donkin).....	49 July
2-Tube, 2-Meter Superregen (Green).....	65 Oct.
TVI Filters, Simple (Brier).....	77 Sept.
Vertical Antenna, "Shortened" (Brier).....	73 Oct.
Whistle Switch (Leff).....	63 July

DEPARTMENTS

Across the Ham Bands (Brier).....	
74 July, 63 Aug., 75 Sept., 72 Oct., 75 Nov.,	81 Dec.
Carl and Jerry (Frye).....	
85 July, 94 Aug., 88 Sept., 88 Oct., 84 Nov.,	83 Dec.
Electronics Datebook.....	
95 July, 38 Aug., 107 Sept., 109 Oct.,	38 Dec.
FCC Report (Tall).....	10 July, 8 Sept., 8 Nov.
Hi-Fi Lab Check.....	43 Sept., 68 Oct., 70 Nov.
Hi-Fi Showcase.....	
28 July, 16 Aug., 98 Sept., 14 Oct., 22 Nov.,	22 Dec.
Letter Tray.....	
24 July, 8 Aug., 14 Sept., 10 Oct., 14 Nov.,	8 Dec.
New Products.....	
91 July, 30 Aug., 96 Sept., 22 Oct., 87 Nov.,	98 Dec.
On the Citizens Band.....	
77 July, 93 Aug., 81 Sept., 59 Oct., 63 Nov.,	70 Dec.
Out of Tune.....	12 Oct., 20 Nov.
POPtronics Bookshelf.....	
18 July, 12 Aug., 28 Sept., 28 Oct., 32 Nov.,	28 Dec.

POP'tronics News Scope.....	6 Dec.
6 July, 6 Aug., 6 Sept., 6 Oct., 6 Nov.,	
Short-Wave Report (Bennett).....	75 Dec.
81 July, 92 Aug., 61 Sept., 83 Oct., 81 Nov.,	
Tips and Techniques.....	16 Dec.
94 July, 22 Aug., 24 Sept., 32 Oct., 29 Nov.,	
Transistor Topics (Garner).....	78 Dec.
71 July, 66 Aug., 78 Sept., 80 Oct., 78 Nov.,	

FEATURE ARTICLES

Beam on Wildlife (Valentry).....	65 Dec.
Bionics—A Weird World (Gilmore).....	51 Oct.
Carl and Jerry Adventures (Frye)	
River Sniffer.....	85 July
Electronic Eraser.....	94 Aug.
Clinging Vine.....	88 Sept.
Difference Detector.....	88 Oct.
Hello-o-o-a Thelrel.....	84 Nov.
Aiding an Instinct.....	83 Dec.
CB Sam Was Careful (Moore).....	78 July
Computers Can Think (Arnold).....	67 Sept.
Crossword Puzzle (Porten).....	74 Oct.
DX the World's Weather (Blass).....	50 Aug.
Electronic Equipment, How to Photograph (Jasgur).....	72 Dec.
Every Day From 108 to 132 (Greenberg).....	41 Nov.
Flip Flap (Sinclair).....	59 Dec.
Ham in the Making (Hutchison).....	62 Oct.
Have Gall, Will Call (Moore).....	54 Aug.
Hobnobbing with Harbaugh (Harbaugh)	
I Was Just Looking.....	79 July
Office Monster.....	58 Aug.
Correspondence Schools.....	80 Nov.
The Student.....	74 Dec.
I Kits You Not (Spinello).....	92 Dec.
Little Hums of Hi-Fi (Harlow).....	47 Nov.
Look How They're Packaging Power (Joseph).....	41 Dec.
More "Tower" To You (Moore).....	62 Dec.
New Form for CB (Sienkiewicz).....	55 Aug.
POP'tronics News Scope.....	6 Dec.
6 July, 6 Aug., 6 Sept., 6 Oct., 6 Nov.,	
Printed Circuits, First Aid For (Cody).....	53 July
Quizzes (Balin)	
Electronic Coupling.....	80 July
Electronic Noise.....	62 Aug.
Potentiometer.....	86 Sept.
Electronic Quizoo.....	75 Oct.
Oscillator.....	46 Nov.
Electronic Numbers.....	77 Dec.
Satellites on the Air.....	60 Sept., 8 Oct., 98 Nov.,
Scrambled Line-Up (Kamen).....	57 Aug.
Secret Keepers (Gilmore).....	41 Aug.
Skeptic Squashing (Geraci).....	57 Oct.
Solderless Banana Plug (Kutschbach).....	74 Sept.
Space Explorers, Third Eye for.....	84 July
Speakers Go Color-Coded (Nanas).....	56 Oct.
Transistors—Types and Techniques (Garner).....	64 Nov.
TV Kit, All About Conar.....	61 July
World-Wide Newscasts, Directory of (West).....	53 Sept.

HI-FI/STEREO AND AUDIO

Auto Radio Controls, Add-On (Davidson).....	56 Nov.
Back-Seat Music Makers (van Sutphin).....	73 Sept.
Club Sandwich Reflex (Weems).....	51 Nov.

Electronic Tuning Indicator, Add on, to Your	
Heathkit AJ-31 (Vallone).....	55 Dec.
440 Fork (Ippolito & Brocato).....	63 Sept.
Hi-Fi Fundamentals.....	26 Dec.
Hi-Fi Lab Check	
Fisher KM-60 FM Tuner StrataKit.....	43 Sept.
Paco ST-26 FM Tuner/Amplifier Kit.....	100 Sept.
EICO MX99 Multiplex Autadaptor Kit.....	68 Oct.
Scott LT-110 FM Tuner Kit.....	70 Oct.
Harman-Kardon A50K Stereo Amplifier Kit.....	70 Nov.
Heath AA-121 Power Amplifier Kit.....	72 Nov.
Hi-Fi Showcase	
28 July, 16 Aug., 98 Sept., 14 Oct., 22 Nov.,	22 Dec.
Level with Your Mike (Trauffer).....	49 Nov.
Little Hums of Hi-Fi (Harlow).....	47 Nov.
Mello Monster (Dybvig).....	47 Oct.
P.A. System, CB Rig Doubles as (Kuehn).....	59 Sept.
Skeptic Squashing (Geraci).....	57 Oct.
Speaker Kit, Slim Line.....	70 July
Speakers Go Color-Coded (Nanas).....	56 Oct.
Starved Circuit, Add Vitamin "L" to (Anderson).....	74 Nov.
Stereo-Cam, Build the (Ogur).....	76 Oct.
Theremin, One-Armed (Millard).....	59 Aug.
Tremolo, Transistorized (Donkin).....	49 July

PRODUCT REPORTS

Amplifier Kit, Stereo (Harman-Kardon A50K).....	70 Nov.
Courier 1 Has Many Extras (E.C.I.).....	66 Sept.
First Rig for the "Plan Ahead" Novice	
(Knight-Kit T-60).....	58 Sept.
Multiplex Autadaptor Kit (EICO MX99).....	68 Oct.
Power Amplifier Kit (Heath AA-121).....	72 Nov.
Speaker Kit, Slim Line (Fisher KS-1).....	70 July
Tech-Lyte Kit (Zack Electronics).....	48 July
Transmitter (WRL "Meteor" SB-175).....	81 Dec.
Tuner/Amplifier Kit, FM (Paco ST-26).....	100 Sept.
Tuner, FM (Fisher KM-60 StrataKit).....	43 Sept.
Tuner Kit, FM (Scott LT-110).....	70 Oct.
TV Kit, All About Conar (Custom 70).....	61 July
Vocaline Commaire PT-27.....	64 Oct.
Wax to Watts, From.....	54 Aug.

TEST EQUIPMENT

Aural Continuity Checker (Haifield).....	63 Dec.
440 Fork (Ippolito & Brocato).....	63 Sept.
Frequency Calibrator, Compactron (Brier).....	75 July
Little Volter (Frantz).....	50 Nov.
Squawk Box, Test Bench (Trauffer).....	42 July

TRANSISTORS

440 Fork (Ippolito & Brocato).....	63 Sept.
14-83 (Tenen).....	41 Oct.
Lodestar (Caringella).....	37 Sept.
Preamplifier for "Lazy" Crystals (Chapel).....	57 Dec.
RFD-100 (Smith).....	57 Nov.
Transformer for D.C. (Richards).....	67 July
Transistor Topics (Garner).....	
71 July, 66 Aug., 78 Sept., 80 Oct., 78 Nov.,	78 Dec.
Transistors—Types and Techniques (Garner).....	64 Nov.
Tremolo, Transistorized (Donkia).....	49 July
Whistle Switch (Leff).....	63 July



POPULAR ELECTRONICS December 1962 Advertisers' Index

ADVERTISER	PAGE NO.
Allied Radio	85, 86
American Elite, Inc.	28
American Institute of Engineering & Technology	97
Audio Exchange	24
Blonder-Tongue	4
Burstein-Applebee Co.	12
Capitol Radio Engineering Institute, The	15
Cleveland Institute of Electronics	9
Coyne Electrical School	99, 107
DeVry Technical Institute	7
EICO (Electronic Instr. Co. Inc.)	40
Edmund Scientific Co.	20
Electro-Voice, Inc.	25
Enterprise Development	87
Fisher Radio Corporation	23
Grantham School of Electronics	11
Grove Electronic Supply Company	24
Hallcrafters	29
Heath Company	90, 91
Indiana Technical College	99
International Crystal Manufacturing Co., Inc.	13
International Rectifier Corp.	5
Johnson Company, E.F.	16
Key Electronics Company	12
Kuhn Electronics, Inc.	20
Lafayette Radio	120
Metrotek Electronics, Inc.	THIRD COVER
Milwaukee School of Engineering	32
Mosley Electronics, Inc.	14
Moss Electronic, Inc.	93
Multicore Sales Corp.	112
Nation-Wide Tube Co.	113
National Radio Institute	SECOND COVER, 1
National Technical Schools	17, 18
Olson Electronics	10, 101
PACO Electronics Co., Inc.	27
Poly Paks	26
Polytronics Labs., Inc.	FOURTH COVER
Progressive "Edu-Kits" Inc.	33
RCA Institutes, Inc.	34, 35, 36, 37
Rad-Tel Tube Co.	39
Radio Corporation of America	21
Radio Shack Corporation	102, 103, 104, 105
Rek-O-Kut Co., Inc.	93
Rider Publisher, Inc., John F.	19
Sams & Co., Inc., Howard W.	38
Scott Inc., H. H.	3
Seco Electronics, Inc.	87
Sonar Radio Corporation	30
Steno-Voice Corp.	97
Terado Company	10
Texas Crystals	16
Tri-State College	112
Turner Microphone Company, The	8
U.S. Army	31
Valparaiso Technical Institute	99
Vanguard Electronic Labs	97
Western Radio	97, 99, 112
Xcelite, Inc.	26

Base-Insulating Your Vertical

(Continued from page 69)

still available at many of the larger electronics supply houses.

Two of these insulators (Fig. 7) are screwed to the platform, the third to a wooden plug over which the bottom of the radiator is fitted. The two platform-mounted insulators should be spaced so that hardboard or Masonite washers can be inserted between the eyelets; these washers prevent the porcelain faces from grinding against each other.

A galvanized bolt, nut, and washer holds the entire assembly together. Be sure that the bolt fits loosely in the porcelain eyelets and that the nut is not drawn up too tightly.

Bottles as Insulators. While not as good a choice as the types of insulators already described, milk, beer, or soft-drink bottles have often been pressed into service by ingenious hams. Such a bottle may be buried—halfway up to its neck—in the ground, or even set in a small block of concrete. The base of the radiator is then slipped over the "neck" of the bottle and held in place by the "shoulder."

Most milk bottles, for example, are just the right size to hold a radiator made of 2"-diameter rain-gutter pipe. But, whatever you do, don't try to mount a radiator *inside* the neck of a milk bottle. Even the small "wobble" of a well-guyed mast will cause it to crack. -30-



"He finally said it . . . first the usual 'da, da' but then, a perfect 'dit.'"

Always say you saw it in—POPULAR ELECTRONICS

ELECTRONICS MARKET PLACE

RATE 60¢ per word. Minimum 10 words prepaid. February issue closes December 5th. Send order and remittance to Martin Lincoln, POPULAR ELECTRONICS, 1 Park Ave., New York 16, N. Y.

FOR SALE

TV Tuners—Rebuilt or Exchanged \$9.95 complete—all types—fast, guaranteed service. Send tuner with all parts to: L.A. Tuner Exchange, 4611 West Jefferson Blvd., Los Angeles 16, California.

GOVERNMENT Surplus Receivers, Transmitters, Snooper-scopes, Parabolic Reflectors, Picture Catalog 10¢. Meshna, Malden 48, Mass.

DIAGRAMS for repairing Radios \$1.00, Television \$2.00. Give make, model. Diagram Service, Box 672-PE, Hartford 1, Conn.

FREE—R.C.A., G.E., etc. tubes catalog. Discount to 75% from list. Picture tubes at 75¢ inch up. Parts, parts kits at 1/10 original cost. Needles, tube testers, silicones, seleniums, 7" TV bench test tube. \$6.99—and more. Arc-turus Electronics Corp., P.E. 402-22nd Street, Union City, New Jersey.

WPE-CB-QSL cards—Brownie-W3CJ1—3110A Lehigh, Allentown, Pa. Catalogue with samples 25¢.

CB WPE QSL Cards, Samples Free. Radio Press, Box 24, Pittstown, New Jersey.

INVESTIGATORS, write for free brochure on latest sub-miniature electronic listening devices. Dept. 12A, Ace Electronics 11500 NW 7th Ave., Miami 50, Fla.

"SPECIAL! WPE-SWL-CB-QSL cards, 3 colors, \$2.50 per 100—Free Samples, Garth, Jutland, New Jersey."

BEFORE You Buy Receiving Tubes, Test Equipment, Hifi Components, Kits, Parts, etc. . . . send for your Giant Free Zalytron Current Catalog, featuring Standard Brand Tubes: RCA, GE, etc.—all Brand new Premium Quality Individually Boxed, One Year Guarantee—all at Biggest Discounts in America! We serve professional servicemen, hobbyists, experimenters, engineers, technicians. Why Pay More? Zalytron Tube Corp., 220 West 42nd St., New York City.

TRANSISTOR ignition coil—instructions. Special \$8.50. Manual only \$2.00. Anderson Engineering, Wrentham, Massachusetts.

SAVE dollars on radio, TV-tubes, parts at less than manufacturer's cost. 100% guaranteed! No rebrands, pulls. Request Bargain Bulletin, United Radio, 1000-E Newark, N. J.

WIRING Kits—Over 150 Feet of Different Colored Wire; Including High Priced Teflon Insulated Wire and Silver Plated Shielding. Only \$1.95 Postpaid! W. S. Roberts, Box 2297, Phila. 3, Penna.

CONVERT any television to sensitive, big-screen oscilloscope. Only minor changes required. No electronic experience necessary. Illustrated plans, \$2.00. Reico Industries, Box 10563, Houston 18, Texas.

TREASURE finder locates deep buried, sunken metals. Build your own. Inexpensive. No electronics experience necessary. Illustrated plans, \$2.00, Dee Designs, Box 7263-D, Houston 8, Texas.

NEEDLE Files—set of 6 most popular shapes \$2.50 postpaid. Triangle Products, Box 109, Bayside 61, N. Y.

"TV Tuners Rebuilt and Aligned per original factory specifications using xyal controlled equipment only \$9.50. 24 hour service for un-mutilated units. Ship complete with tubes or write for free mailing kit and dealer brochure. J W Electronics, P.O. Box 51A, Bloomington, Indiana."

SUPERSENSITIVE directional microphone picks up faint sounds at 300 feet. Detects sound through ordinary walls. Easily built for \$7.00. No electronic Experience necessary. Plans, \$2.00. Dee Company, Box 7263-F, Houston 8, Texas.

RARE 78's. State Category. Write Record-Lists, P.O. Box 2122, Riverside, California.

TV TUNERS—Rebuilt or exchanged. \$9.95 Fast-Guaranteed. Complete crystal alignment. Valley Tuners, 18530 Parthenia, Northridge, Calif.

TECHNICAL courses, fantastic discounts. Free information. Selmar, Box 11275, Phoenix 17, Arizona.

10 DISTANCE crystal set plans—25¢; 20 different—50¢, including transistor experiments, catalog. Laboratories, 1131-L Valota, Redwood City, California.

AC to DC Converter \$3.00. Improves electric shaver performance 60%. Money back guarantee. Other electrical devices wholesale. Catalog 25¢. Wellsco, Box 3443, Granada Hills, California.

BATTERY chargers . . . home type. Electrotone's famous line. Wholesale prices. Same day delivery. Free catalog. Doron Enterprises, Inc., Box 7214, Dept. B, Chicago 80, Ill.

CB—WPE—QSL cards—Samples 25¢ (refunded) Dick, W8VXK—1996P N. M-18 Gladwin, Michigan.

(CITIZEN Banders) Stop Generator Noise With Motorola Suppression-Kit. \$3.00. Three Different Time Proved Citizen Base Station Antenna, Plans \$2.00. Transistor Mobile P.A. Amplifier 50 Watts Output, 12 Volts, Complete Diagrams \$2.00. Communications Service Co., 121 1st S.E., Paris, Texas.

TUBE Headquarters of The World! Free Catalog (tubes, electronic equipment) write! Barry, 512 Broadway, N.Y.C. 12.

CBers—New speech clipper-kit complete \$17.85. Dual Conversion Adapter Kit for most makes from \$14.95 for HE-15A, with tubes \$16.95. Write for free descriptive literature, Dept. "E" Bainbridge Radio Electronics, 2649 Bainbridge Ave., New York 58, N. Y.

FIVE Pounds New Electronic Parts—Hardware \$1.79 Postpaid U.S.A. Bigelow Electronics, Bluffton, Ohio.

TELEPHONE Voice Switch (LS-500). Actuates automatically and unattended any tape or wire recorder. Pictorial installation instructions included. \$23.75. Post Paid U.S. WJS Electronics, 1525 No. Hudson, Hollywood 28, Calif.

INVESTIGATORS! Do your own sound work. Send \$1.00 for brochure of latest Electronic Equipment. WJS Electronics, 1525 No. Hudson, Hollywood 28, Calif.

ROCKETS: Ideal for miniature transmitter tests. New illustrated catalog. 25c. Single and multistage kits, cones, engines, launchers, trackers, technical information, etc. Fast service. Estes Industries, Penrose 18, Colorado.

"LISTEN-In-Coil" picks up any telephone conversation in vicinity. No connection to telephone necessary. Easily concealed. \$2.98 complete. Acoustical Research, B-512 E. 80 St., NYC 21.

PRE-Christmas Specials—Amateur Band Receivers—new, factory-sealed cartons—Hammarlund HQ170C, Hallicrafters SK101A, SX111, others. Write for prices. Organs & Electronics, Lockport, Ill.

ENGRAVED Plastic Nameplates for switches, gauges, controls. Free price list. Winnebago Engraving, Box 121, Neenah, Wisconsin.

TRANSISTORIZED Oscilloscopes . . . \$99.50 Sensitive, Broad Freq. Response. Write for details. W.L.D. Electronics, 821 Paru St., Alameda, Calif.

CBERS! Double reception with SK-3 Preselector for GW-10, GW-11; SK-4 preselector fits GW-12 internally; kit, \$8.99; wired, \$11.99. One mobile antenna serves transceiver and broadcast radio simultaneously with DP-2 coupler-duplexer; kit, \$4.99. Compact AAA-1 clipper-filter kit triples talk-power, improves selectivity; \$10.99. Prices postpaid! Inquire! COD O.K. Holstrom Associates, P.O. Box 8640-E, Sacramento 22, California. (Hams, SWL's, 3.5-30 megacycle tunable SK-20 preselector kit, \$18.98.)

TELEPHONE Extension In Your Car. Answer your home telephone by radio from your car. Complete diagrams and instructions \$2.00. C. Carrier Co., 5880 Hollywood Blvd., Hollywood 28, Calif.

POLICE Radar Detector, and legal jammer. Stop before those radar speed traps. Easy to build for less than \$10; used with your car radio. Complete construction details \$3.00. C. Carrier Co., 5880 Hollywood Blvd., Hollywood 28, Calif.

EAVESDROP with a pack of cigarettes. Miniature transistorized FM radio transmitter. Complete diagrams and instructions \$2.00. C. Carrier Co., 5880 Hollywood Blvd., Hollywood 28, Calif.

BE a spy. Correspondence course on wire tapping, bugging, telescopic sound pickup, recording techniques, microphotography, and invisible photography. Lessons in surveillance, tailing, and use of equipment. Complete course \$22.50. C. Carrier Co., 5880 Hollywood Blvd., Hollywood 28, Calif.

CONSTRUCTION Details for all Electronic Projects; \$50 TV Camera, Transistorized Automobile Ignition, \$35 Color TV Converter, \$4.75 each. TV Tape Recorder Construction Details & Correspondence Course \$22.50. DB Enterprises, 8959 Wonderland Ave., Hollywood 46, Calif.

WIRING Kits—Over 150 Feet of Different Colored Wire; Including High Priced Teflon Insulated Wire and Silver Plated Shielding. Only \$1.95 Postpaid! W. S. Roberts, Box 2297, Phila. 3, Penna.

DIAGRAMS: Radio \$1.75, Television \$1.50. Baker, 129 Cooper, Santa Ana, Calif.

BATTERY chargers . . . home type. Electrotrone's famous line. Wholesale prices. Same day delivery. Free catalog. Doron Enterprises, Inc., Box 7214, Chicago 80, Ill.

"FM in your car. Enjoy finer FM programming with our transistorized adapter. Complete instructions and diagrams \$2.00. Belding Radio, 3125 N. 8th St., Arlington 1, Va."

BARGAINS! CB, Amateur, test equipment offered by others in unique "Equipment Exchange" publication! Interesting copy free! Write: Brand, Sycamore, Ill.

TV Tuners rebuilt \$9.95—Ninety day guarantee. Wester Tuner Rebuilders, 4130 El Cajon Blvd., San Diego 5, California.

EMBOSSED Business Cards, 1,000 \$4.00. Card Service, Box 2131, Tulsa, Oklahoma

"**TRANSISTORS,** Diodes, Rectifiers, S.C.R. Etc., Name Brands, top quality. Experimenters, students, schools, semiconductors kits available. All spec guaranteed. Write for our free price list. Autocrat, Inc., P.O. Box 536, Dept. D, Dayton 6, Ohio."

\$14.50 for \$37.50 Fairchild SM-2 Stereo magnetic Cartidge with Diamond. New with factory warranty. 50c handling. Improve your Sound; Order Now! Yale Electronics, 2732 Florida Avenue, Tampa 2C, Florida.

SOLDERING Aid Kit. Six assorted Beau-Tech Soldering Aid Tools, including forked, scraper, brush and reamer ends, in a handy flexible case. Double-ended tools, varnished maple handles. Tool ends made of finest spring steel, heat treated in the Swedish manner. Chromeclad to shed solder, meet U.S. Military specs. Purchase from your local Electronics Distributor or send \$5.00 (includes postage) check or money order to: Beauchaine Sales Corp., Dept. 5, Lakeport, N. H.

WANTED

CASH Paid! Unused tubes, electronic equipment. Barry, 512 Broadway, N.Y.C. 12.

QUICKSILVER, Platinum, Silver, Gold. Ores Analyzed. Free Circular. Mercury Terminal, Norwood, Mass.

826 Tube: We Are Worlds Largest Consumers of 826 Tubes. Do You Have Any? Send Us Your Offers. At Right Price We'll Buy All You Have. Ultrasonic Industries, Inc., Ames Court, Plainview, L.I., N.Y.

HIGH-FIDELITY

PRICES? The Best! Factory-Sealed Hi-Fi Components? Yes! Send for free catalog. Audion, 25P Oxford Road, Massapequa, N. Y.

DISGUSTED with "Hi" Hi-Fi Prices? Unusual discounts on your High Fidelity Requirements. Write Key Electronics, 120 Liberty St., New York 6, N. Y. Cloverdale 8-4288.

RECORDERS, Components. Free wholesale catalogue. Carston, 125-P East 88, N. Y. C. 28.

"**LOW,** Low quotes: all components and recorders. HiFi, Roslyn 9, Penna."

HI-FI Components, tape recorders, all brands, at low, low "We Will Not Be Undersold Prices." 15-day money back guarantee. Easy-Pay-Plan. Quotations by return mail. Hi-Fidelity Center, 220 East 23rd St., New York 10, N. Y.

WRITE for our low quotation on components, recorders. Hi-Fidelity Supply, 2817-YC Third, N.Y.C. 55.

WESTERN Hi-Fi fans. Low quotations. Minimum freight. Hi-Fi Sales, 735 West Main, Mesa, Arizona.

INTRODUCING—Pennwood's all transistor auto FM receiver. Supersensitive, quiet, has AFC, highest quality. \$59.95. Transistor High Fidelity FM tuner with AFC, multiplex provision \$39.95. Pennwood Communications, Box 164, Camden, N. J.

REPAIRS AND SERVICING

ELECTRONIC kits wired and tested, write for estimate. Roy's Kit Service, 29 Grove St., Homer, N. Y.

KITS, magazine projects, or your own design, built and tested in our laboratory. For full information, write to ALPHA Electronics, Post Office Box A, Hollywood 38, California.

TAPE AND RECORDERS

TAPE Recorders, Hi-Fi, components, Sleep Learning Equipment, tapes. Unusual Values. Free Catalog. Dressner, 1523PE, Jericho Turnpike, New Hyde Park, N. Y.

SELF-Hypnosis may help you many ways. New tape or LP-record teaches you quickly, easily! Free literature. McKinley Company, Box 3038, San Bernardino, California.

SAVE 30% Stereo music on tape. Free bargain catalog/blank tape/recorders/norelco speakers. Saxitone, 1776 Columbia Road, Washington, D.C.

RENT Stereo Tapes—over 2,500 different—all major labels—free catalog. Stereo—Parti, 811-G Centinela Ave., Inglewood 3, California.

4/TR Stereo Tapes—bought, sold, rented, traded! Free Catalog/Bargain closeouts. Columbia, 9651 Foxbury, Rivera, California.

GOVERNMENT SURPLUS

U.S. Government Surplus—Jeeps, \$264.00, Radios, \$2.53, Guns, Typewriters, Cameras, Tools, Thousands of Items. Fabulously Low Surplus Prices. Complete Information Sent Immediately. Send \$1.00 to—Surplus, P.O. Box 50512, Dept. R, New Orleans 50, Louisiana.

JEEPS \$278, Airplanes \$159, Boats \$7.88, Generators \$2.68. Typewriters \$8.79 are typical government surplus prices. Buy 10,001 items wholesale, direct. Full details, 627 locations and procedure only \$1.00. Surplus, Box 177-C33, Abbottstown, Penna.

GOVERNMENT Sells Surplus: Electronics; Oscilloscopes; Transceivers; Test Equipment; Radar; Sonar; Walkie-Talkies; Boats; Jeeps; Aircrafts; Misc.—Send for "U.S. Depot Directory & Procedures"—\$1.00—Brody, Box 425(PE), Nanuet, New York.

PLASTICS

NEW Liquid Casting Plastic, clear, colors. Embed real flowers, butterflies, photos, coins. Send 25c for two handbooks, "How to Cast Liquid Plastics" and "How to Make Extra Money at Home". Castolite, Dept. K-108, Woodstock, Illinois.

INVENTIONS WANTED

INVENTIONS wanted. Patented; unpatented. Global Marketing Service, 2420-P 77th, Oakland 5, Calif.

LEATHERCRAFT

FREE "Do-It-Yourself" Leathercraft Catalog. Tandy Leather Company, Box 791—D46, Fort Worth, Texas.

Always say you saw it in—POPULAR ELECTRONICS

INSTRUCTION

LEARN While Asleep, hypnotize with your recorder, phonograph. Astonishing details, sensational catalog free! Sleep-Learning Association, Box 24-ZD, Olympia, Washington.

FCC License in 6 Weeks, First Class Radio telephone. Results Guaranteed. Elkins Radio School, 2603B Inwood, Dallas, Texas.

SET-Builders trouble getting equipment to work? Read "Instruction to Electronic Servicing" by Stanley. \$2.95 at jobbers everywhere. Stan Johnson, 855 South Fillmore St., Denver 9, Colorado.

"DRAFTING, Reading Blueprints, Schematics. Send \$2.00 first lesson, complete home course \$25.00. Prior Inc., 23-09 169 Street, Whitstone 57, New York.

PHOTOGRAPHY-FILM, EQUIPMENT, SERVICES

MEDICAL Film—Adults Only—"Childbirth"—1 reel 8mm. \$7.50—16mm \$14.95. International, Greenvale, L. I., New York.

SCIENCE Bargains—Request Free Giant Catalog "CJ"—144 pages—Astronomical Telescopes, Microscopes, Lenses, Binoculars, Kits, Parts. War surplus bargains. Edmund Scientific Co., Barrington, New Jersey.

8MM 50' Popeye; Our Gang; Cowboys; Chaplin. \$1.00. Paketeria, GPO 1357, N. Y. 1.

STAMPS AND COINS

NEW Approval Service—200 world-wide stamps only 25¢ to serious collectors with request for approvals. Special selections for beginners. Martin Stamp Co., 2662 West 2nd Street, Brooklyn 23, N. Y.

SMASHING Collection Free—Includes Triangles, Early United States, Rockets, Sports, British Colonies, High Value Pictorials, etc. Complete Collection plus big illustrated Magazine, all free. Send 10¢ for postage. Gray Stamp Co., Dept. Z2, Toronto, Canada.

TOPS! Fascinating coin collection from Camerouns, Formosa, Vatican, etc., and foreign banknote. Catalog Price Over \$1.50! Only 10¢ with exciting coin approvals! Littleton Coin Company, Littleton T-12, New Hampshire.

MILLION Foreign Stamps! 2¢ each! Send for thrilling, giant approvals! ABC, Box 6000-AC, San Francisco 1, California.

EDUCATIONAL OPPORTUNITIES

ENGINEERING Education for the Space Age. Northrop Institute of Technology is a privately endowed, nonprofit college of engineering offering a complete Bachelor of Science Degree Program and Two-Year accredited technical institute curricula. Students from 50 states, many foreign countries. Outstandingly successful graduates employed in aeronautics, electronics, and space technology. Write today for catalog—no obligation. Northrop Institute of Technology, 1179 West Arbor Vitae Street, Inglewood 1, California.

DETECTIVE Profession. Home Study. Lapel pin, Certificate, Future. Box 41197-AG, Los Angeles 41, Calif.

EMPLOYMENT INFORMATION

RESUMES—custom written by experts from your factual notes. Earn more by presenting yourself to prospective employees effectively. Send complete job, educational history and personal facts plus \$20.00 (cash or money order) for typewritten manuscript and one copy of your own personal resume. \$30.00 for 200 copies printed on white bond paper. J. Ross, 63-61 Yellowstone Blvd., Forest Hills 75, New York.

EARN Extra money selling advertising book matches. Free samples furnished. Matchcorp, Dept. MD-122, Chicago 32, Illinois.

TECHNICIANS, Mechanics, Engineers. Live, work and play in sunny Southern California. America's fastest growing Missile and Space Industrial Center. Thousands of classifieds from local Papers, \$2.00. Lincoln Enterprises, Box 1066, Hollywood 28, California.

ELECTRONICS Jobs—All Types—State Wide \$2.00 for Applications and Listings (Current). Unvappserv (Electronics), Box 143, Cotati, California.

BUSINESS OPPORTUNITIES

BUY Direct from factories. Appliances, cameras, watches! Free details! Cam Co., 436 PE Bloomfield Ave., Verona, N. J.

VENDING Machines—No Selling. Operate a route of coin machines and earn amazing profits. 32-page catalog free. Parkway Machine Corporation, Dept. 12, 715 Ensor St., Baltimore 2, Md.

ELECTROPLATING equipment and supplies. All types for home work shops. Free Catalog. HBS Equipment Division, 3445 Union Pacific, Los Angeles 23, Calif.

I MADE \$40,000.00 Year by Mailorder! Helped others make money! Start with \$10.00—Free Proof. Torrey, Box 3566-N, Oklahoma City 6, Oklahoma.

ASSEMBLE artificial lures at home for stores. Materials supplied free. Profitable! Write: Lures, Fort Walton Beach 1, Florida.

\$100 Weekly possible. Compile Mailing lists and address envelopes for advertisers. Home—spare time. Particulars free. National Service, 81 Knickerbocker Station, New York City.

FREE Franchise Profit Letter tells how unique NFR service is helping thousands seeking profitable businesses. Write today. National Franchise Reports, PE-528, 333 North Michigan, Chicago 1.

PIANO Tuning learned quickly at home. Tremendous field! Musical knowledge unnecessary. Information Free. Empire School of Piano Tuning—PE, Champaign, Ill. (Founded 1935).

MISCELLANEOUS

INVESTIGATORS, free brochure, latest subminiature electronic listening devices. Dept-11K, 11500 NW 7th Ave., Miami 50, Fla.

AUTHORS! Learn how to have your book published, promoted, distributed. FREE booklet "ZD," Vantage, 120 West 31 St., New York 1.

"HOME Brewing! Beers, Wines." Complete instructions \$1. (Guaranteed.) Crystal's, M71ZD2, Millburn, New Jersey.

WRITERS Send Your books, articles, stories, plays, for free evaluation, screening and sale. Write today! Literary Agent Mead, 915 Broadway, N. Y. C. 10.

"HOMEBREW Recipes!" . . . Beer, Wines, Brandy, others! \$1.00. Research Enterprises, 29-D Samoset Road, Woburn, Massachusetts.

HYPNOTIZE Unnoticed, quickly, effortlessly or refund! Thousands satisfied! \$2. Tanner, Box 244, Cedarbury, Wis.

ARIZONA Employment Applications, Filming of Scenery, Acreage, Investments, Remailing, Reservations, Research, Investigation.—Arizona Information & Service Bureau, 5001 North 61-st Drive, Glendale, Arizona.

"MODERN Hypnotism!" . . . Quick . . . Powerful . . . Unnoticed." Extra: Selfhypnosis. Complete Manual \$1 (guaranteed!). Crystal's M71-PZD2, Hoboken, New Jersey.

"FAMILY Wine Recipes"—Delicious Elderberry, Potent Japanese Saki, Cherry Cordial, Many Others! Guaranteed Manual, \$2.00. Brugenheimer Company, Box 201-3, Lexington, Mass.

NEW vortex theory explaining Protons, electrons and neutrons and their associated forces on a unique structural basis. Nuclear theory challenged. 25 cents ppd. C. F. Krafft, 4809 Columbia Road, Annandale, Virginia.

"HOMEBREW Guide" Complete Illustrated Instruction Manual, \$1.00, Supply Catalog Included. CalBrew Supplies, Box 1005-A14, Seaside, California.

INDEPENDENT Thinkers—investigate Humanism, the scientific personal philosophy! Free literature. American Humanist Association, Dept. PE2, Yellow Springs, Ohio.

"STAMMER—Stutter—No More." (Dr. Young) Write: Gaucho, Box 9309-E8, Chicago 90.



FREE FOR '63

1963 CATALOG NO. 630

LAFAYETTE RADIO ELECTRONICS

388 GIANT-SIZED Pages
The Largest Catalog
in Our 42-Year History

It's New — It's Big — It's Better Than Ever
It's From the "World's Hi-Fi & Electronics Shopping Center"

The exciting, all-new 1963 Lafayette Catalog features thousands of items for the audiophile, experimenter, technician, hobbyist, serviceman

... Citizens Band, Tape Recorders, Stereo Hi-Fi, Ham and Amateur Equipment, and much more.
No Money Down on Lafayette's Budget Plan

ONLY LAFAYETTE OFFERS THESE OUTSTANDING EXTRAS:
 ✓SATISFACTION GUARANTEED OR MONEY REFUNDED ✓LOWEST PRICES VEXCLUSIVE
 LAFAYETTE KITS ✓LARGEST STOCK SELECTION ✓BUY THE EASY-WAY WITH EASY-PAY...

LAFAYETTE FM/AM STEREO MPX TUNER

LT-78



89.50

- Tuned RF Stage; Duplex 3 Gang Tuning Condenser
- Automatic Frequency Control and Noise Filter

LAFAYETTE HE-20C C.B. TRANSCEIVER



HE-20C
109.50

- Officially Approved For Use in Canada
- 8 Crystal Controlled Receive and Transmit Positions

LAFAYETTE 10-TRANSISTOR C.B. "WALKIE-TALKIE"



33.95 each,
2-for-62.90

HE-29B

- 50% More Power—Extra RF Stage
- Receives and Transmits up to 2 Miles

LAFAYETTE "SQUELCHER"



10.95

HE-55

- Noise Eliminator and Squelcher
- Improves Reception in Most C.B. Transceivers

LAFAYETTE 4-TRACK STEREO TAPE DECK



RK-140
99.50

less case

- Built-in Transistorized Stereo Record/Play Preamps
- Records Sound-on-Sound

MAIL ORDER AND SALES CENTER
111 Jericho Turnpike, Syosset, L. I., N. Y.



OTHER LOCATIONS

- Jamaica, N. Y.
- New York, N. Y.
- Bronx, N. Y.
- Scarsdale, N. Y.
- Newark, N. J.
- Plainfield, N. J.
- Paramus, N. J.
- Boston, Mass.

OPENING FALL 1962 — NATICK, MASS.

LAFAYETTE RADIO ELECTRONICS, Dept. IL-2
P.O. Box 10, Syosset, L. I., N. Y.

\$ _____ enclosed for Stock No. _____ shipping charges collect.

Name _____
Address _____
City _____ Zone _____ State _____

Send me the Free 1963 388-Page Lafayette Catalog



PRINTED IN U.S.A.

Always say you saw it in—POPULAR ELECTRONICS

The New Citizens Band Radio STANDARD OF EXCELLENCE



METRO star® . . . the most for Your Money!

The new Metrostar gives you more performance per dollar than any other CB transceiver on the market! The Metrostar is truly Citizens Band radio supreme — a magnificent engineering achievement that gives you superior performance at an amazingly low price! Carefully compare the 20 outstanding features of the Metrostar transceiver with all others in the \$150 to \$200 class. Then you will know why the Metrostar gives you more, and yet costs you less!

- **8 channels crystal controlled**, transmit and receive
- **23 channel tunable receiver**
- **Maximum Usable Sensitivity:** Signals as weak as 0.1 μ V are amplified in a precision tuned R.F. stage.
- **Optimum Selectivity:** Double conversion superhetrodyne receiver gives maximum interference rejection and excellent tuning selectivity.
- **Full Power Input & Output:** Powerful multi-stage transmitter, engineered and tested to handle up to 12 watts, provides top efficiency performance at 5 watts input.
- **Frequency Stability:** 23 channel tunable oscillator is temperature compensated for real missile age stability.
- **"S" Meter, "RF" Meter:** Dual function meter makes tuning and receiver peaking a cinch. Front panel switch selects tune-up meter or realtive field strength meter.
- **Range Compensating Noise Limiter**
- **Positive-Action Squelch:** Even ignition noise-leak-through is a thing of the past!
- **Selective Calling** can be added by simply plugging in the Monocall Selective Call device, the CB accessory of the future . . . available now from Metrotek!
- **Field Engineered:** Exhaustive field testing and precision-engineered improvements have ultimately resulted in a transceiver built to take years of hard usage.
- **Protective Circuitry:** Electronic safeguards against damage from improper adjustment or crystal failure.
- **Field Tuning:** Complete PI-Network tuning and transmitter loading controls are conveniently located for peaking Metrostar to your antenna.
- **Dual Functions:** Every Metrostar is equipped with both 110 volt AC and 12 volt DC power supplies. One transceiver does two jobs, at home or office or in the car!
- **Detachable heavy-duty EV 714 ceramic microphone**
- **Crystal Sockets** are externally accessible through handy removable panel.
- **Remote Speaker Provision**
- **Visual B+ Indicator**
- **Visual RF Indicator**
- **Adjustable Mount:** Dual purpose for mobile or base station installation. 15 second transceiver removal.

Newest and Best in SELECTIVE CALLING



Add **MONOCALL** Selective Calling to any transceiver. Keeps your set completely silent until your own unit calls. No more annoying skip, noise or unwanted conversation. Silent monitoring is here at last!

METROTEK ELECTRONICS, INC.



P.O. Box 9591 • Raleigh, North Carolina

Please send me complete details, including name of nearest supplier for Monocall Metrostar
 My check or M. O. is enclosed. Please send ___ Metrostar Transceivers, ___ Monocall Encoder/Decoders, and ___ Encoder units.

Name _____

Address _____

City & State _____


Dealers reply to Dept. M. Some Franchises open.

POLY-COMM[®]

senior 23

The Poly-Comm Sr. "23" Transceiver exclusively provides "SPECTRAMATIC TUNING" . . . a new frequency synthesizing concept that both transmits and receives over the full range of 23 channels without any additional crystals. New features include: Poly-Call (Tone control Squelch and Ringer) silences the Sr. "23" until one of your own units call you. The Tone Ringer activates similar units in the system. Message Light remains lighted to notify you that you have been called; Illuminated S Meter indicates signal strength of incoming calls, actual RF power output and modulation percentage. At the flick of a switch the Poly-Comm Sr. "23" can be utilized as a public address system. Nuvistor RF and mixer stages assure low noise .1 uv sensitivity. Adjustable modulation gain control for full-time 100% modulation. Super sensitive squelch with range control and a variable depth noise limiter and electronic switching insure ultra-high sensitivity for both base station and mobile use.

with exclusive crystal controlled
23 Channel "SPECTRAMATIC" Tuning



POLY-COMM "N"

You'll see the new Poly-Comm N wherever pros gather. The reasons for this wide appeal are simple: The Poly-Comm N — incorporating an advanced RF Nuvistor stage — has been engineered to provide the best CB performance on the market, regardless of price, and it withstands continuous duty.

Design features include:

- Nuvistor Front End
- Dual Conversion Superhet Circuit
- Sensitivity — .1 for 6 db S/N
- Super Sensitive Stable Squelch
- 60 db Adjacent Channel Rejection
- 70 db Image Rejection
- Better than 3W Power to 52-72 Ohm Antenna
- Advanced Design Variable Noise Limiter



Receive all 22 citizen's band channels with the new

POLY-TUNER

provides ultra stable variable tuning

Connects easily and quickly to your present Poly-Comm Transceiver . . . provides 22 channel reception



complete with S meter, mounting brackets, connector. **\$34.95**

Sirs: Please send complete data on the:

- Poly-Comm Sr. "23" Transceiver
 Poly-Comm "N" CB Transceiver
 Poly-Tuner

Name _____ Call _____

Address _____

City _____ State _____

Polytronics Lab, Inc.

388 GETTY AVENUE

CLIFTON, NEW JERSEY