

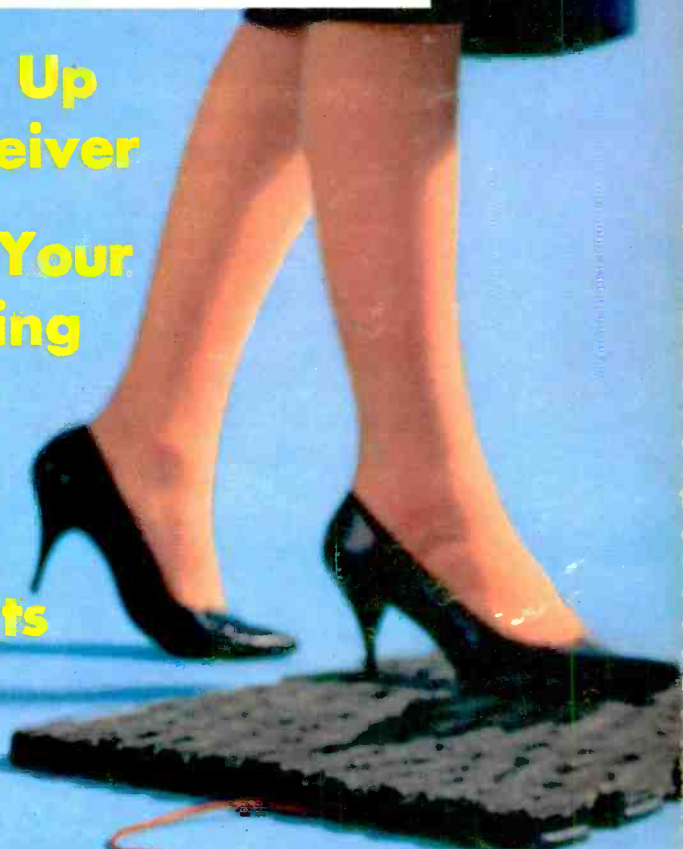

How to Remote-Control Your Hi-Fi

POPULAR ELECTRONICS

FEBRUARY
1962

35
CENTS

- ★ Preselector Peps Up Short Wave Receiver
- ★ How To Choose Your Electronics Training
- ★ Transistorized Power Flash
- ★ Tunnel Diode Puts Milliwatt on 6



Capacity-Operated

E42Y101864 33 172
MARVIN LAMPARTER
1550 MAIN
SABETHA KANSAS

Prepare Now For The Higher Rewards The Electronics Age Offers You

There is an immediate and growing need for trained technicians in Industrial-Military Electronics, Radio-TV Servicing and Communications. Better than average jobs with high pay, interesting work, bright futures await you in the fast growing industry of the 1960's. Join thousands of NRI graduates now benefiting from career opportunities in this Electronic Age.

Training Equipment Included



NRI "learn by practice" training is the time-proved way to higher earnings and advancement. Except for FCC License course, all NRI courses include—at no extra cost—special training equipment to give shop and laboratory experience in your own home. Equipment is yours to keep. Makes NRI training come to life in an easy-to-grasp, interesting manner.

JOB COUNSELORS RECOMMEND

Today, a career in any branch of Electronics offers unlimited opportunity. Job Counselors advise, "For an interesting career, get into Electronics." The National Association of Manufacturers says: "There is no more interesting and challenging occupation in American industry."

NRI can provide the training—right in your own home and in your spare time. No need to go away to school. There are no special requirements of previous Electronic experience, or education in particular subjects. Mail postage-free card now. Read about Electronics opportunities, about NRI courses, about NRI trial plan.

Mail postage-free card.
National Radio Institute,
Washington 16, D. C.




Industrial ELECTRONICS

The NRI course in Electronics-Principles, Practices, Maintenance prepares you for a career as an Electronic Technician in industry, business, government, the military. Computers, telemetry, automation, missiles, rockets all employ the same basic Electronic principles . . . and that is what this NRI course stresses with illustrated lessons, special training equipment.




Commercial FCC LICENSE

You must have an FCC License if you want to operate or service transmitting equipment used in TV and Radio Broadcasting, aviation, marine, microwave, facsimile or mobile communications. Even a service Technician needs an FCC License today to work on C-Band Radio equipment. From Simple Circuits to Broadcast Operation, this new NRI course trains you quickly to take Government exams.




TV-Radio COMMUNICATIONS

In NRI's Communications course you get *actual experience* as NRI trains you for your choice of Communications fields. Commercial methods and techniques of Radio-TV Broadcasting; teletype; facsimile; microwave; radar; mobile and marine radio; navigation devices; multiplexing are some of the subjects covered. You work with special training equipment.



Radio and TV SERVICING

NRI's time-tested course in Servicing not only trains you to fix radios, TV sets, hi-fi, etc., but also shows you how to earn spare-time money starting soon after enrolling. Fast growth in number of sets means money-making opportunities for you in your own spare-time or full-time business, or working for someone else. Special training equipment at no extra cost. Mail postcard.



WHERE YOU TRAIN IS AS IMPORTANT AS YOUR DECISION TO TRAIN



NRI is America's oldest, largest home-study Electronics, Radio-Television school. NRI teaches *only* by home-study. The interests and efforts of our carefully-selected staff are devoted exclusively to this method of training. For nearly 50 years NRI has maintained the confidence and respect of students, graduates, and the Electronics Industry for constantly providing the best possible home-study training, at a cost most anyone can afford. For the complete NRI story, mail the postage-free card at the left. This could be the most profitable move you ever made.

For Nearly 50 Years NRI Has Been The Leader In Training At Home For Electronics, TV-Radio



J. E. Smith,
Founder—1914.

It takes a growing industry to give qualified men the best opportunity to advance and prosper. That's why so many men are deciding on a career in Electronics. But, even more important is *where* you get your training, and *how* the school of your choice teaches Electronics . . . how it trains and encourages men to reach their goals and realize their ambitions. It takes a growing school—with years of specialized experience behind it—o do that for you.

This is a fast changing world; and a school offering Electronics courses must keep pace. The NRI staff of more than 150 is on the job every minute to see that course material is up-to-date . . . to see that you get all the help and advice you need . . . to assist you in job placement when you're ready, even to help you earn your way while you train. In short, whatever branch of Electronics you select, NRI is well qualified to help you grow in your new career . . . in usefulness, in prestige, in monetary gain.

NRI's Outstanding Staff Is Directed By These Men

DIRECTOR OF EDUCATION, William F. Dunn, supervises lesson preparation, training equipment development, consultation services, lesson grading. He heads a full staff of instructors and advisors.



SUPERVISOR OF TRAINING, J. B. Straughn, is particularly concerned with NRI home-training equipment and its integration into course subject matter.

CHIEF TECHNICAL EDITOR, James P. Tate, Jr., heads a staff whose concern is the careful writing, editing and illustrating of lesson texts, keeping lessons up-to-date.



DIRECTOR OF PUBLICATIONS, Oliver Read, was formerly editor and publisher of Electronics World magazine; publisher Popular Electronics and Hi-Fi Stereo Review magazines.

POPULAR ELECTRONICS



POPULAR ELECTRONICS is indexed
in the Readers' Guide
to Periodical Literature

This month's cover photo by Joe Petrovec

VOLUME 16

FEBRUARY 1962

NUMBER 2

Special Feature

Electronics Schools: Key to Your Future (Part 1)..... *John D. & Irene Lenk* 41

Electronic Construction Projects

External Power Supply for Transistor Radio..... *Ronald Cerrato* 28
Junior's Portable..... *Martin H. Patrick* 60
The Sensor-Matic..... *Hartwell M. Hughes* 63
Transistorized Power Flash..... *Jim Kyle, K5JKX/6* 66
Capacitor Stabilizes Solar Cell..... *Rufus P. Turner* 68
Improving C.W. Selectivity..... *Herb S. Brier, W9EGQ* 77
The Q-D Tester..... *Ronald K. Burek* 89
Souping up AM Receivers..... *Hartland B. Smith, W8VVD* 92

Audio and High Fidelity

Hi-Fi Showcase..... 14
Introducing
 Aunt Minnie..... *Basil Barbee, W5FPJ* 52
 Uncle Tim..... *Alexander Rosner* 53
Hi-Fi Hints..... 59

Amateur, CB, and SWL

The S-9'er..... *James G. Lee, W6VAT* 47
Milliwatt on 6..... *Charles Caringella, W6NJV* 56
DX'ing the Broadcast Band..... *C. M. Stanbury II* 69
On the Citizens Band..... *Dick Strippel, 2W1452* 73
Across the Ham Bands: How to Get More QSO's Per CQ..... *Herb S. Brier, W9EGQ* 75
Short-Wave Report: What Kind of DX'er Are You?..... *Hank Bennett, W2PNA* 81

Electronic Features and New Developments

POP'tronics News Scope..... 6
Workshop Tips..... 62
Magnetic Phenomena Quiz..... *Robert P. Balin* 72
Transistor Topics..... *Lou Garner* 78
Carl and Jerry: Wrecked by a Wagon Train..... *John T. Frye, W9EGV* 82
The Breadboard..... *Sinclair* 106

Departments

Letters from Our Readers..... 8
Tips and Techniques..... 24
POP'tronics Bookshelf..... 30
Coming Next Month..... 32
New Products..... 34


Copyright © 1962 by ZIFF-DAVIS PUBLISHING COMPANY. All rights reserved.

POPULAR ELECTRONICS is published monthly by Ziff-Davis Publishing Company at 434 South Wabash Avenue, Chicago 5, Illinois. Subscription Rates: One year United States and possessions, \$4.00; Canada and Pan American Union Countries, \$4.50; all other foreign countries, \$5.00. Second Class postage paid at Chicago, Illinois, and at additional mailing offices. Authorized as second class mail by the Post Office Department, Ottawa, Canada, and for payment of postage in cash, February, 1962, Volume 16, Number 2.

**Work over
300**
projects
with your wonderful
**HOME
LABORATORY**

Use and keep
ALL
these units to
get all-important
**PRACTICAL
EXPERIENCE**

COLOR TV
DeVry Tech's program
also includes training in
Color Television



A MILLION DOLLARS IN EQUIPMENT! Instruments, tools, supplies are available for DeVry Tech students in our Chicago and Toronto Laboratories. Above is shown a Closed Circuit TV station in our Chicago Laboratories.



NEW!
NEW!
NEW!

Shown above is the valuable new combination oscilloscope and volt-meter which DeVry Tech men build during the new training program. But that's not all! New movies, new experimental projects—all prepare you thoroughly in this latest and greatest DeVry Tech training program.



NOW...at home...get DeVry Tech's amazing effective training in

ELECTRONICS

RADIO-TELEVISION! Nothing else like it for providing real LABORATORY-TYPE training at home. Get the kind of thorough, practical experience YOU NEED for the kind of progress YOU WANT in today's tremendous field of Television, Radio and Electronics. Qualify yourself for real money... interesting work... a wonderfully promising future. And when you finish, DeVry Technical Institute's active Employment Service HELPS YOU GET STARTED! Or open your own profitable Television-Radio Service Business.

Exclusive
**HOME
MOVIES**

help you grasp
important points
**FASTER...
EASIER...
BETTER.** A
tremendous
advantage!

THOUSANDS OF SUCCESSFUL GRADUATES

Why has DeVry Technical Institute become one of the largest training organizations of its kind? Because it provides EVERY MAJOR HOME TRAINING AID to help make the subject EASIER to learn... EASIER to remember—the kind of training so helpful for REAL PROGRESS. Students get thorough, up-to-date, practical training that TAKES ADVANTAGE of new and improved training developments. Study the ADVANTAGES shown on this page. Think what they can mean to YOU... to YOUR FUTURE! Or come to DeVry Tech's modern Training Laboratories in Chicago or Toronto. MAIL COUPON TODAY for complete facts—including 2 valuable free booklets, "Pocket Guide to Real Earnings" and "Electronics in Space Travel". Also, valuable information for men subject to MILITARY SERVICE.

Accredited member of
National Home Study Council

**SEND FOR 2 FREE BOOKLETS
MAIL COUPON TODAY!**



DEVRY TECHNICAL INSTITUTE

4141 Belmont Avenue, Chicago 41, Ill., Dept. PE-2-S
Please give me your two free booklets, "Pocket Guide to Real Earnings" and "Electronics in Space Travel"; also include details on how to prepare for a career in Electronics. I am interested in the following opportunity fields (check one or more):

- | | |
|--|--|
| <input type="checkbox"/> Space & Missile Electronics | <input type="checkbox"/> Communications |
| <input type="checkbox"/> Television and Radio | <input type="checkbox"/> Computers |
| <input type="checkbox"/> Microwaves | <input type="checkbox"/> Broadcasting |
| <input type="checkbox"/> Radar | <input type="checkbox"/> Industrial Electronics |
| <input type="checkbox"/> Automation Electronics | <input type="checkbox"/> Special "Short Courses" |

Name _____ Age _____

Address _____ PLEASE PRINT _____ Apt. _____

City _____ Zone _____ State _____

1001 Check here if you face military service.
Canadian residents: Write DeVry Tech of Canada, Ltd.,
970 Lawrence Avenue West, Toronto 19, Ontario

NEW! ALL NEW!

**Now Prepare For
SPACE AND MISSILE
Electronics At Home**



DeVry Tech now also makes available their highly effective SPACE and MISSILE ELECTRONICS Program. Now a man can train at home for a job in "outer space"—and not only "keep his feet on the ground"; he can keep his present job while he is training. DeVry opens a wider range of job opportunities to a wider range of men 17-55.

**DeVRY TECHNICAL
INSTITUTE**
CHICAGO • TORONTO

ONE Both WHIP AM & CB



Eliminate the forest of whips on your car . . . use one whip to receive both AM and Citizens Band . . . utilize the ideal whip location on your automobile without drilling additional holes.

The Hy-Gain Citizens Band Coupler is a unique isolating network allowing the use of any Citizens Band antenna for CB transmission and reception, as well as AM reception. It is supplied with SQ-239 receptacle for your CB antenna, 2-foot lead with automotive type plug for your broadcast radio, and a 2-foot lead with PL-259 coax plug for your CB transceiver.

One of the Hy-Gain Top Loaded Whips makes an ideal substitution for your present AM whip. Receive both CB and AM broadcast by utilizing the Hy-Gain CPR Coupler.

For the complete story on the Hy-Gain Top Loaded Whips and unique Coupler, ask your local Hy-Gain distributor.

TWL-M

With chrome-plated, single hole, top mounting body mount.

TLWT-M

Identical to TWL-M but in three sections for telescoping down to 28".

TLW

With standard $\frac{3}{8}$ "x24 threaded base stud for use with adaptive mounts.

TLWT

Identical to the TLW but in three sections for telescoping down to 28".

For Complete Brochure Write



antenna
products

1135 NO. 22ND • LINCOLN NEBRASKA

POPULAR ELECTRONICS

World's Largest-Selling Electronics Magazine
Net Paid Circulation 387,690

Publisher **PHILLIP T. HEFFERNAN**

Editor **OLIVER P. FERRELL**

Managing Editor **JULIAN M. SIENKIEWICZ, WA2CQL**

Art Editor **JAMES A. ROTH**

Associate Editors **MARC E. FINKEL**

RICHARD A. FLANAGAN

MARGARET MAGNA

Draftsman **ANDRE DUZANT**

Editorial Assistant **MARY ANNE O'DEA**

Editorial Consultant **OLIVER READ, W4TWV**

Contributing Editors **H. BENNETT, W2PNA**

H. S. BRIER, W9EGQ

J. T. FRYE, W9EGV

L. E. GARNER, JR.

D. STRIPPEL, 2W1452

Advertising Manager **WILLIAM G. McROY, 2W4144**

Advertising Service Manager **ARDYS C. MORAN**

ZIFF-DAVIS PUBLISHING COMPANY

Editorial and Executive Office (ORegion 9-7200)

One Park Avenue, New York 16, New York

William B. Ziff, Chairman of the Board (1946-1953)

William Ziff, President

W. Bradford Briggs, Executive Vice President

Hershel B. Sarbin, Vice President and General Manager

M. T. Birmingham, Jr., Vice President and Treasurer

Robert P. Breeding, Circulation Director

Charles Hausman, Financial Vice President

Midwestern and Circulation Office (WAbash 2-4911)

434 South Wabash Avenue, Chicago 5, Illinois

Midwestern Advertising Manager **JAMES WEAKLEY**

Western Office (CRestview 4-0265)

9025 Wilshire Boulevard, Beverly Hills, California

Western Advertising Manager, **WILLIAM J. RYAN**

Foreign Advertising Representative

D. A. Goodall Ltd., London, England



Member
Audit Bureau of
Circulations

SUBSCRIPTION SERVICE: All subscription correspondence should be addressed to **POPULAR ELECTRONICS**, Circulation Department, 434 South Wabash Avenue, Chicago 5, Illinois. Please allow at least six weeks for change of address. Include your old address as well as new—enclosing if possible an address label from a recent issue.

EDITORIAL CONTRIBUTIONS must be accompanied by return postage and will be handled with reasonable care; however, publisher assumes no responsibility for return or safety of art work, photographs or manuscripts.

Always say you saw it in—**POPULAR ELECTRONICS**

The Same School That Originated The RTS BUSINESS PLAN

...NOW
Proudly
Presents...

A SPECIAL COMPACT COURSE COVERING ALL THREE PHASES OF **ELECTRONICS**

The Entire Course Is Made
Up Of The Following:

- 35 LESSONS COVERING BASIC AND INTERMEDIATE ELECTRONICS
- 9 EQUIPMENT KITS COMPLETE WITH TUBES AND BATTERIES
- SOLDERING IRON
- 25 LESSONS COVERING THESE ADVANCED ELECTRONIC SUBJECTS:
 - Thyratron Tubes • Semiconductors • Electronic Symbols and Drawings • Voltage-Regulators • Electronic-Timers • Control Systems • X-Rays • Photoelectric Devices • Dielectric Heating • Geiger Counters • Pulse Circuitry • Clippers and Limiters • Multivibrators • Electronic Counters • Radar • Magnetic Amplifiers • Analog-Computers • DC Amplifiers • Digital Computers • Storage Systems • Input and Output Devices • Servomechanisms • Telemetering
- 60 EXAMINATIONS
- UNLIMITED CONSULTATION SERVICE
- KIT MANUALS
- DIPLOMA UPON GRADUATION

AND MUCH MORE...

BASIC • INTERMEDIATE • ADVANCED

DESIGNED FOR THE BUSY MAN OF TODAY

This is MODERN training for the MODERN man. You'll find no "horse and buggy" methods here. Every page of this streamlined course is devoted to important Electronics principles and practical projects. You'll be amazed how fast you grasp Electronics the RTS way. RTS has combined modern THEORY and PRACTICE to make this the finest training program of its kind available!

SATISFIES NOVICE, TECHNICIAN OR HOBBYIST

Whether you're new to Electronics or an old "pro," chances are you'll find this to be the ideal course for you. The novice will appreciate the completeness of the training. It starts with the most basic considerations, covering each important point thoroughly, yet concisely. The technician will enjoy the practical review of fundamentals and profit from the 25 advanced subjects covered.

RTS GIVES YOU "TOP MILEAGE" FOR YOUR TRAINING DOLLAR

The price quoted below buys EVERYTHING — there are no extras to pay for. RTS has gone "all out" to give you the best training value in America. Why pay hundreds of dollars for training such as we offer when it's available for this LOW PRICE? If you can find a better training bargain... BUY IT!

CAN BE COMPLETED IN MONTHS INSTEAD OF YEARS

Some students will complete this course with "Jet-Like" speed but we allow up to two years if your circumstances require it. You study at your own rate. You are ENCOURAGED but not pushed. You'll find the lessons professionally written but easy to understand. LET US SEND YOU ONE OF THESE LESSONS ALONG WITH YOUR CAREER BOOKLET SO YOU CAN SEE FOR YOURSELF. NO OBLIGATION!

***TERMS ALSO AVAILABLE**

AS LITTLE AS...

\$5.00 DOWN

\$5.00 PER MONTH

THE FIRST TRAINING KIT IS SENT IMMEDIATELY UPON ENROLLMENT

COMPLETE
COST...
INCLUDES ALL KITS,
TUBES, BATTERIES, ETC.
\$125.00*

DON'T LOSE OUT — FIND OUT!

RTS ELECTRONICS DIVISION Dept. PE-22

815 E. ROSECRANS AVENUE LOS ANGELES 59, CALIFORNIA

Rush me full information by return mail. (Please Print)

Name _____ Age _____

Address _____

City _____ Zone _____ State _____

NO SALESMAN WILL CALL ON YOU!

RTS' Membership in The Association of Home Study Schools is your assurance of Reliability, Integrity and Quality of Training.



RTS ELECTRONICS DIVISION
815 E. ROSECRANS AVENUE
LOS ANGELES 59, CALIFORNIA

Est. 1922



L 281A



WIRELESS ART TOURS—No longer will visitors to the Albert Landry Galleries in New York have to gape in ignorance at abstract paintings. By holding a slim plastic "magic wand" radio close to her ear, the young lassie at left—as well as other visitors—can listen to a pre-taped commentary on various works of art. The "magic wand" eliminates the bother of cumbersome earphones, headsets, and bulky over-the-shoulder equipment. Devised by Multitone Electronics, Ltd. of New York, the wireless guide system employs several wire-loop antennas concealed in the floor. Four transistorized transmitters broadcast different taped commentaries into selected areas and visitors simply twist a switch on the magic wand to obtain the desired program.



ELECTRONIC JUNGLE rising from the "breadboard" at left—engineer's talk for "first working model"—eventually ended up as a miniature four-binary module held here by an engineer of the Bulova Research and Development Laboratories, Woodside, N. Y. The module embodies all the elements of resistance and capacitance contained in the "jungle" prototype. Bulova's miniature packaging effort will rate an "A-Okay" when the module is used as a precise time interval device in control equipment destined for missiles and space vehicles.



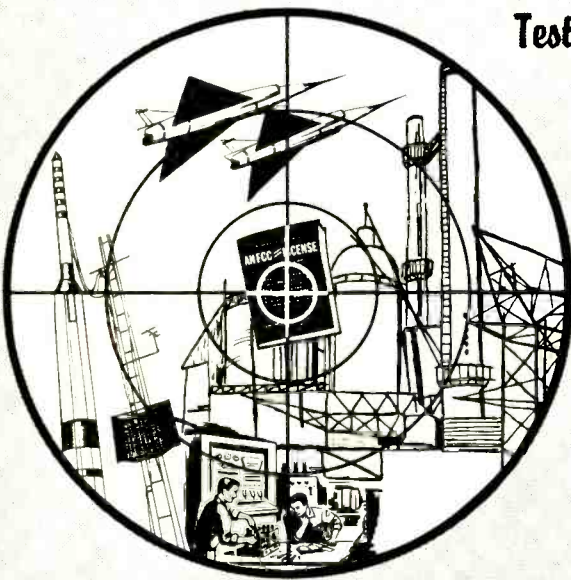
ROOM PLEASE! If you drop by the Holiday Inn in Grand Rapids, Mich., and ask for a room, the pretty receptionist will put into action the "Call Boy"—an electronic nerve center produced by Call Boy Systems, Inc. A guest's room number is immediately punched up at the reception desk, notifying the management and the housekeeper that the room is rented. The system automatically wakes guests at requested times and notifies them of mail or messages which have arrived for them. In addition, it organizes and keeps track of the maid service. Motel owners claim that the Call Boy cuts costs and improves services—but the automatic multi-signal system won't replace the pretty receptionist.



AUDITORIUM SOUND SIMULATOR—The acoustics of an auditorium still in the blueprint stage can now be simulated and evaluated by Bell Telephone Laboratories scientists. All it takes is an electronic digital computer, an anechoic chamber, and a few high-fidelity systems. Starting with the architectural plan, calculations are made as to the time it will take sound waves to travel over various paths from source to listener, and this information is stored in the computer. The computer acts upon these "sounds" in the same manner the walls and other reflecting surfaces in the auditorium would. A listener's test in the anechoic chamber—which adds no reverberation to the playback sound—rates the auditorium's acoustics. Corrections in structural design at the blueprint stage insure good acoustics before the auditorium is built.

ARE YOU "ON TARGET?"

Test Yourself.....



ANSWER THESE QUESTIONS:

- DO YOU want to get into ELECTRONICS?
- Do you have a SPECIFIC OBJECTIVE in mind ... Are you shooting at a particular target (such as an FCC License)?
- Do you want the kind of training that will take you straight to this objective QUICKLY... without wasting valuable time on non-essentials?

The Grantham Communications Electronics Course prepares you for your first class commercial

F.C.C. LICENSE QUICKLY!

CORRESPONDENCE OR RESIDENCE CLASSES

Is Grantham Training for You?

CHECK THESE FEATURES:

- Grantham teaches the *theory* of electronics. Every basic concept of electronics fundamentals is covered in the Grantham course... whether you take it in resident classes or by home study. Grantham training "makes electronics yours."
- You can get your First Class FCC license IN ONLY 12 WEEKS in Grantham resident classes (or, in a correspondingly short time in the Grantham home-study program). THINK OF IT! A commercial U. S. Government license... PROOF OF YOUR qualifications in meeting these U. S. Government requirements as an electronics communications technician... a nationally recognized certificate. By preparing you for this license in only 12 WEEKS, Grantham conserves YOUR TIME!
- Mature men select Grantham Schools for electronics training. (The average age of Grantham Students is 28.8 years.) MATURE MEN want a definite objective (not a pot of gold at the end of the rainbow). Grantham training has this specific objective: To prepare you for your First Class FCC license and greater earning capability. The Grantham Course is for mature men who know what they want.

- Grantham Schools' tuition rates are low, yet the instructional service is not equalled by many of the *most expensive schools!* Grantham can do this because of highly efficient instructional methods and because Grantham has a sincere desire to out-do all others in service rendered per tuition-dollar. Grantham has established *reasonable* tuition rates. And, the percentage of students who successfully complete the Grantham course — and who get their FCC licenses — is one of the highest in the nation.
- YOU GAIN RESPECT by showing your Grantham diploma, once you earn it. YOU GAIN RESPECT by showing and posting your First Class FCC License — a nationally recognized certification of your electronics knowledge. Many companies which employ industrial electronics technicians require them to have this license. YOU CAN GET IT IN ONLY 12 WEEKS. Let Grantham show you how!

HERE'S PROOF: Here is a list of a few of our recent graduates, the class of license they got, and how long it took them:

	License Weeks
James C. Bailey, 217 Behrends Ave., Juneau, Alaska	1st 12
Edward R. Barber, 907 S. Winnifred, Tacoma, Wash.	1st 20
M. A. Dill, Jr., 20 Cherry St., Gardiner, Maine	1st 12
Bernhard G. Fokken, Route 2, Canby, Minn.	1st 12
Kenneth F. Foltz, Broad St., Middletown, Md.	1st 12
James C. Greer, Mound City, Kansas	1st 12

Get your First Class Commercial F.C.C. License Quickly by training at



GRANTHAM SCHOOL OF ELECTRONICS

Accredited by the National Home Study Council

1505 N. Western Ave. 408 Marion Street 3123 Gillham Road 821-19th Street, N.W.
 Los Angeles 27, Calif. Seattle 4, Wash. Kansas City 9, Mo. Washington 6, D. C.
 (Phone: HO 7-7727) (Phone: MA 2-7227) (Phone: JE 1-6320) (Phone: ST 3-3614)

MAIL COUPON NOW — NO SALESMAN WILL CALL →

(Mail in envelope or paste on postal card)

To: GRANTHAM SCHOOL OF ELECTRONICS

1505 N. Western 408 Marion 3123 Gillham Rd. 821-19th, NW
 Los Angeles Seattle Kansas City Washington

Gentlemen:

Please send me your free booklet telling how I can get my commercial F.C.C. license quickly. I understand there is no obligation and no salesman will call.

Name _____ Age _____

Address _____

City _____ State _____


Interested in: Home Study, Resident Classes

23-B

WEAK SIGNAL?



READY FOR UHF?



SELECT THE BLONDER-TONGUE TV PRODUCT TO DO THE JOB BEST

TV & FM AMPLIFIERS

MODEL	DESCRIPTION	GAIN AVERAGE	AMPLIFIER	MOUNTING	LIST PRICE
BTA	Home VHF/FM booster for single set.	8 db	Tube	Indoor	15.70
B-24c	Home VHF, FM booster for up to 4 sets.	9 db	Tube	Indoor	24.95
IT-3	Home VHF/FM booster for up to 4 sets.	12 db	Transistor	Indoor	33.00
AB-4	Home VHF, FM booster, battery powered. For up to 4 sets.	12 db	Transistor	Indoor or Mast Mounted	29.95
AB-2	Home VHF mast mounted booster. Remote power supply.	10 db	Tube	Mast Mounted	53.95
UB (70-83)	UHF booster (ch 70 thru 83).	15 db	2 Tubes	Mast Mounted	84.50
UB (72-76)	UHF booster (ch 72 thru 76).	21 db	2 Tubes	Mast Mounted	103.75

UHF CONVERTERS

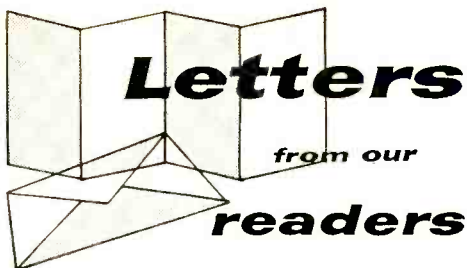
MODEL	IMPEDANCE	INPUT CHANNELS	OUTPUT CHANNELS	GAIN	LIST PRICE
BTC-88R	300 Ohm	14 thru 83	5 or 6	—	23.95
BTU-2S	300 Ohm	14 thru 83	5 or 6	5 to 8 db	39.95
BT-70	300 Ohm	70 thru 83	5 or 6	5 to 8 db	41.50

engineered and manufactured by

BLONDER-TONGUE

9 Alling St. Newark, N.J.

Canadian Div.: Benco Television Assoc., Tor., Ont.)
Export: Rocke Int'l. Corp., N. Y. 16, N. Y.
CABLES: ARLAB



CB-1 Squelch

■ I added the squelch circuit described in the November 1961 issue ("Add a Squelch to the CB-1") to my Heathkit CB-1. I was very pleased with the outcome, but carried out another modification which I think will interest other people who plan to use the circuit. Finding it very difficult to adjust the squelch potentiometer from the back, I installed it, in place of the mike connector, on the front panel. The connector, which rarely needs attention, was moved to the back. While making this change, incidentally, I substituted a shaft-controlled potentiometer for the original screwdriver-controlled unit.

DAVID HEDGECOTH
Crossville, Tenn.


■ With reference to "Add a Squelch to the CB-1" in your November issue, I would like to suggest a small change. In the article, half of a 6AL5 dual diode is specified for the squelch circuit. If this 6-volt tube is used, one no longer has the option of operating the CB-1 with a 12-volt automobile battery. Half of a 12AT7 dual triode (with the grid and plate tied together) could be used instead. Since the latter tube has a 6- or 12-volt filament, you can ground one end of it, connect the other end to pin 4 of V₃, and tie the center-tap to pin 3 of V₃. Then the CB-1's filament circuit can be powered, as intended by the manufacturer, from a 12-volt as well as a 6-volt source.

EDWARD BRODERICK
Hall, N.Y.

Thank you both for your useful comments on the Heathkit modification. We're sure they will interest readers who are planning to install the squelch in their own CB-1's.

Another Radio Pioneer

■ Regarding Mr. Thomas New's 1919 radio broadcast (November "Letters" column), I know of at




least one station which was operating considerably earlier. San Francisco's KCBS celebrated its Golden Anniversary in 1959, having been founded (in

Always say you saw it in—POPULAR ELECTRONICS

DON'T TURN ANOTHER PAGE
 until you clip out this coupon!
 It could be the turning point in your life!
Make More Money Soon...
 with Electronics!

GET 2
"PROFITS FROM ELECTRONICS"



FREE BOOKS

CLIP OUT THIS COUPON, FILL IN YOUR NAME AND ADDRESS, AND MAIL TODAY... FOR 2 FREE BOOKS PACKED WITH EXCITING INFORMATION ON ELECTRONICS.

NO OBLIGATION!

"FCC PREP BOOK"

Central Technical Institute's 64-page book on electronics is packed with free information on amazing career opportunities for you in: Industrial Electronics, Automation, Radio, Color TV, Radio-TV Broadcasting, Electrical Wiring, Appliance Servicing, Communications Electronics, Radar, Missiles, Computers, Nuclear Energy, and many others! This free book tells all about Central Technical Institute's different NEW Home Study Course, "PRACTICAL ELECTRONICS." This Home Study course is so complete, it even contains instructions on how to set up and run your own

This handy 31-page book tells you all you need to know to pass the 3rd class FCC Radiotelephone examination, qualifying you to operate radio-telephone transmitting stations used by airlines, police, railroads, emergency services, etc.

electronics servicing business. FREE "PROFITS FROM ELECTRONICS" book also contains full information on Central's new Instant Kits, below. All you need do to get this valuable book is fill in your name and address on the above coupon, and MAIL IT TODAY!

GET INTO THE DYNAMIC, \$11,000,000,000 FIELD OF ELECTRONICS!
 Gain Higher Income! New Prestige! A Fine Future!

BUILD CENTRAL'S NEW INSTANT KITS®

Central Technical Institute's new INSTANT KITS are designed to teach you as you build. Each inexpensive kit comes complete, ready to assemble... in only a few short hours of building and learning, you have a piece of test equipment that meets commercial standards, can be used in your business, or sold to customers at a profit. And Central Technical is developing new kits for you to build. See the sample selection below:

YOM Tester	Appliance Tester	Transistorized Volt-Ohmmeter Tester	4-Transistor Portable Radio	Transistor Signal Generator	Transistor Photoelectric Switch	Transistor Code Oscillator	All Purpose Oscilloscope

YOU CAN EARN EXTRA MONEY SOON!
 Study at home in spare time—no High School diploma required!

With a sincere desire to get ahead, make more money and enjoy an interesting career... you can earn while you learn, keep your present job, and set your own pace. Find out how much fun electronics can be! See how you can add to your income! High income, prestige, and security for you and your family can be yours! Don't let a 4c stamp stand in your way. MAIL THE ABOVE COUPON TODAY and GET YOUR 2 FREE BOOKS NOW. The little time you spend mailing this coupon may be one of the best investments you'll ever make!

MAIL THIS NOW!

Please give me my TWO FREE BOOKS ON ELECTRONICS and tell me how I can cash in on opportunities in electronics.

Name..... Age.....

Address.....

City..... Zone..... State.....

CENTRAL TECHNICAL INSTITUTE
 1644 WYANDOTTE, DEPT. PE 22C
 KANSAS CITY 8, MO.
 Accredited Member National Home Study Council

START A BUSINESS OF YOUR OWN... OR QUALIFY FOR A HIGH PAY CAREER!
 Over 50,000 successful graduates since 1931!

"THANKS to my Central training, I have my First Phone (FCC) Ticket, which gives me an advantage over my competitors. I am a franchised RCA dealer, employ a bookkeeper and usually two servicemen." R. R. "Jack" Merrill, Pryor, Oklahoma.

Superintendent of Communications for the K. C. Southern Railway Company is Central graduate Lawrence D. Fry, with 15 years of railroad communications experience. "Central is a fine school," says Mr. Fry. "I've always recommended it, and have sent several students to Central."

Field Service Representatives for the Bendix Computer Division, L. A., California, are Central graduates E. John Kempf, Irlit, and Robert Young. Mr. Kempf was employed as a maintenance man before he became interested in radio and TV. His first project was building test equipment at home. After enrolling with Central, he began to make extra money repairing radios, auto radios, etc. "The field of Computers is expanding, and there's a real need for trained technicians," he says. "I have found the work to be both profitable and interesting!"

Central Technical Institute

1644 WYANDOTTE, KANSAS CITY 8, MISSOURI

RESIDENT TRAINING—Central also offers a full-time ECPO Accredited Technical Institute program at its resident school in Kansas City, Missouri. Mail the coupon at page top for information.

Letters

(Continued from page 8)

San Jose, Calif.) in 1909. It would be interesting to know if anyone can beat this.

CHARLES J. GRAHAM, K6KDZ
Del Paso Heights, Calif.

Any challengers?

Voltage Quiz

■ May I call your attention to two errors in the "Voltage Quiz Answers" in your December 1961 issue. In the answer to problem 6, point "A" should be 4 volts positive, not 2 volts positive, with respect to ground. In the answer to problem 7, point "A" should be 2.4 volts negative, not 2.4 volts positive, with respect to ground.

NORMAN A. STRADER, W9HUY
Physics and Mathematics Instructor
Charleston High School
Charleston, Ill.

You're correct on both points, reader Strader—and thanks for telling us about them.

Compactron V.H.F. Receiver

■ I've just completed the "Compactron V.H.F. Receiver" featured in the September 1961 issue. The power and selectivity of this one-tube circuit are amazing; they demonstrate the efficiency of the

G.E. Compactron and the excellence of Mr. Ralph Dorris's design and layout. Though I had difficulty



obtaining some of the components, the effort was more than justified by the final results.

ARTHUR L. WHALEN, WPE1AND
Fall River, Mass.

Bi-Slave for AG-1's

■ I think there are some errors in the article "Bi-Slave for AG-1's" (November, 1961). The polarity of solar cells PC1 and PC2 should be reversed since a negative—not a positive—pulse is required for transistor Q1 to conduct. Also, capacitor C2, rather than C1, is charged by battery B1.

ALAN G. HILL
Watkinsville, Ga.

You're quite right, reader Hill. The polarity of cells PC1 and PC2—as well as the polarity of capacitor C1—should be reversed, and in the third line from the bottom of the first column on page

ANNOUNCING NEW BROWNING

23 S-NINE CB TRANSMITTER

Now with built-in 23 channel selector switch and Standing Wave Indicator!

23 S-NINE TRANSMITTER **\$144.00**
(with one crystal)
\$189.00
(with 23 matched crystals installed)

Browning presents a new concept in Citizen's Band radio communications. It's the 23/S-NINE base station transmitter with built-in all-channel selector that lets you transmit on any of the 23 CB channels at the flick of a switch! Also new is the built-in Standing Wave Indicator for perfect matching of transmitter and antenna system for more powerful, long-range transmissions.

Among other outstanding 23/S-NINE features: special audio circuitry with speech clipper and splatter filter for perfect modulation; advanced design power supply with silicon rectifiers for low operating temperatures and maxi-

mum component life; highly efficient output circuitry using Pi network for maximum transfer of energy to antenna.

Order your Browning 23/S-NINE Transmitter now for home or business use.



browning

Send today for FREE

CB Information Kit: 104 UNION AVENUE, LACONIA, N.H.

FOUR CONVENIENT PURCHASE PLANS

how will your success in electronics compare with this man's?

Will you have a rewarding career, like Robert T. Blanks? or will you never get beyond a routine job? It's up to you.



A CREI Home Study Program helped Robert T. Blanks become an Electronics Engineer. Blanks is employed by the Research and Study Division, Vitro Laboratories, Silver Spring, Md. Division of Vitro Corporation of America.

LET'S LOOK AT THE FACTS. There's something wonderful about knowing how a circuit works or what a filter capacitor does. If you've ever fixed a TV set, built a radio or used a voltmeter, you've tasted the thrills of electronics.

This excitement may have led you to a job in electronics. But the glamour fades if you are stuck in the same job year after year. You'll be bored with routine and unhappy about prospects for future earnings. You'll discover, as have many men, that simply working in electronics does not assure a good future.

If electronics is the "field of opportunity," how is this possible? No question about it, electronics offers many opportunities, but only to qualified men. In any career field, it is how much you know that counts. This is particularly true in the fast moving field of electronics. The man without thorough technical education doesn't advance. Even men with intensive military technical training find their careers can be limited in civilian electronics.

ADVANCED TECHNICAL KNOWLEDGE IS THE KEY to success in electronics. If you have a practical knowledge of current engineering developments, if you understand "why" as well as "how," you have what employers want and pay for. With such qualifications, you can expect to move ahead.

CREI OFFERS YOU, for study at home, a complete program in electronic engineering technology designed to prepare you for a rewarding, well-paying career in electronics. CREI equips you with a practical working knowledge of advanced and up-to-date electronic developments that will put you on the level of specialization where men are most in demand.

CREI MEN LIKE ROBERT T. BLANKS hold positions as associate engineers, engineering aides, field engineers, project engineers and technical representatives.

WHEN YOU ENROLL IN A CREI HOME STUDY PROGRAM, you study courses to which a number of today's leading engineers and scientists have made substantial contributions. You are guided and assisted by CREI's staff of experienced instructors. You study texts that are specifically prepared for home study use.

Through CREI, you have a choice of programs covering every field of electronics:

RADAR • COMPUTERS • SERVOMECHANISMS • INSTRUMENTATION • AERONAUTICAL AND NAVIGATIONAL • COMMUNICATIONS • TELEVISION • AUTOMATION AND INDUSTRIAL ENGINEERING TECHNOLOGY • NUCLEAR ENGINEERING TECHNOLOGY

Programs are available for men, such as engineers, who already have extensive technical knowledge, as well as for men with limited technical training or experience.

THE HIGH CALIBRE OF A CREI HOME STUDY EDUCATION is attested to by America's biggest corporations, where CREI students and alumni attain positions ranging from engineering technicians to engineers to top officials. Such companies are National Broadcasting Company, Pan American Airways, Federal Electric Corporation, The Martin Company, Northwest Telephone Company, Mackay Radio, Florida Power and Light and many others. They not only recognize CREI Home Study educational qualifications but often pay all or part of CREI tuition for their employees.

CREI HOME STUDY PROGRAMS are the product of 35 years of experience; CREI was among the first to have its curricula accredited by the Engineers' Council for Professional Development. Each program has been developed with the same painstaking skill and care that CREI put into its electronics courses for the Army Signal Corps, its special radio technician courses for the Navy, and its group training programs for leading aviation and electronics companies. For those who can attend classes in person, CREI maintains a Residence School in Washington, D. C.

YOU CAN QUALIFY for a CREI Program, if you have basic knowledge of radio or electronics and are a high school graduate or the equivalent. If you meet these qualifications, write for FREE 58-page book describing CREI Programs and career opportunities in advanced electronic engineering technology. Use coupon below, or write to: The Capitol Radio Engineering Institute, Dept. 1202-K, 3224 Sixteenth St., N. W., Washington 10, D. C.

Mail coupon today for FREE 58-page book

THE CAPITOL RADIO ENGINEERING INSTITUTE

ECPD Accredited Technical Institute Curricula—Founded 1927

Dept. 1202-K, 3224 Sixteenth St., N.W., Washington 10, D.C.

Please send me details of CREI Home Study Programs and Free Book, "Your Future in Electronics and Nuclear Engineering Technology." My qualifications are noted to obtain immediate service.

CHECK Electronic Engineering Technology Nuclear Engineering Technology
 FIELD OF Servo and Computer Engineering Automation and Industrial Elec-
 GREATEST Technology tronic Engineering Technology
 INTEREST: Aero and Navigational Engineering Technology

Name Age

Address

City Zone State

Employed by

Type of present work

Education: Years High School Other

Electronics Experience

Check: Home Study Residence School G.I. Bill #22

**A SUCCESSFUL CAREER
IN ELECTRONICS
or just a dead end?
THESE RIDER BOOKS CAN
MAKE THE DIFFERENCE**

BASIC ELECTRICITY (5 Vol. Course) by Van Valkenburgh, Nooger & Neville, Inc. "... so excellently arranged and so amply illustrated that even the rank beginner can rapidly grasp the full import of any topic under discussion..."—POPULAR ELECTRONICS. This is the civilian version of the illustrated course on electricity prepared by the authors for the Common-Core Program of the U. S. Navy and used by them to turn out trained technicians in record time. More than 900 carefully selected illustrations supported by crystal-clear text make electricity completely understandable. #169, 5 vols., soft covers, \$11.25; #169-H all 5 vols. in single cloth bindings, \$12.75.

BASIC ELECTRONICS (5-Volume Standard Course) by Van Valkenburgh, Nooger & Neville, Inc. "... a better and quicker way to teach and learn..."—FR. GORDON RAMBLER. Available as heretofore, the 5-volume civilian version of the illustrated U. S. Navy course prepared by the authors, covers vacuum tube diodes and power supplies, amplifiers, oscillators, transmitters and receivers. #170, set of vols. I to V in soft covers, \$11.25; #170-H all 5 vols., in single cloth binding, \$12.75.

BASIC ELECTRONIC VOL. VI ONLY, by Van Valkenburgh, Nooger & Neville, Inc. "... the section on transistors alone is worth the price of admission..."—POPULAR ELECTRONICS. For the many tens of thousands who have completed the 5-volume standard course, the 6th volume on semiconductors, transistors and FM can be bought separately. #170-6, soft, \$2.90; #170-6H, cloth, \$3.95.

BASIC ELECTRONICS (Expanded Course) by Van Valkenburgh, Nooger & Neville, Inc. Consists of 6 volumes including the above 5-volume Standard Course, plus a 6th volume which expands into the areas of semiconductors, transistors and frequency modulation. #170-X, set of vols. I to VI in soft covers, \$13.85; #170-XH, 6 vols. in cloth, \$14.95.

BASIC MATHEMATICS by Norman H. Crowhurst. 4 volume "pictured-text" course makes it easier than ever before possible to learn all the math you'll need to know in dealing with electronics. Now Available—VOLUME I, Arithmetic As An Outgrowth of Learning to Count, \$3.90. VOLUME II, Introducing Algebra, Geometry, Trigonometry As Ways of Thinking in Mathematics, \$3.90. VOLUME III, Developing Algebra, Geometry, Trigonometry, Calculus as Working Methods in Mathematics, \$3.90. VOLUME IV, (available April 1962) Developing Algebra, Geometry, Trigonometry, Calculus as Analytical Methods in Mathematics, \$3.90.

BASIC RADIO by M. Tepper. This 6-volume "pictured-text" course is the best that exists on radio communications. No previous knowledge of electricity is required—the course teaches it. It covers everything from fundamentals of electricity to transmitters at the technical institute level. #197, 6 vols., soft covers, \$13.85; #197-H, 6 vols., in 1 cloth binding, \$14.85.

BASIC TELEVISION by Alexander Schure, Ph. D. "... the most understandable presentation of the basic theory, operation and circuitry of black and white television ever published..."—ELECTRONICS & COMMUNICATIONS. #198, 5 vols., soft covers, \$11.25; #198-H, 5 vols. in 1 cloth binding, \$12.75.

BASIC AUDIO by Norman H. Crowhurst "... effectively a complete course in basic audio theory."—POPULAR ELECTRONICS, #201, 3 vols., soft covers, \$8.70; #201-H, all 3 vols. in 1 cloth binding, \$9.95.

HOW TO READ SCHEMATIC DIAGRAMS by David Mark "... a worthwhile acquisition for anyone who is beginning to feel his way in electronics."—ELECTRONICS ILLUSTRATED, #208, \$3.50.

Available at electronic distributors, book and department stores. Get them today or order direct. Send for free catalog.



JOHN F. RIDER, PUBLISHER, INC.
116 West 14th Street, New York 11, N. Y.
Canada Chas. W. Pointon, Ltd.
66 Racine Rd., Reddall, Ont.

Letters

(Continued from page 10)


68, the word "positive" should read "negative." Also, in the fourth and eighth lines from the top of the second column on page 68, the capacitor referred to should have been C2 rather than C1. Thanks for calling these points to our attention.

De Luxe Sweet Sixteen

■ In your "Letters" column recently you asked for reports from builders of the "Sweet Sixteen" (January 1961 issue) with a tweeter ("Sweeter with a Tweeter," April, 1961). Here's a photo of the one we recently completed at our house.

All I can say is that we were amazed at what 16 little speakers and a tweeter horn could do. We had our doubts before hearing it, but the unit is everything you said it would be. It sounds better than a couple of commercial speakers we have in our living room, and we're proud of its looks, too.

The speaker enclosure is constructed of 5/8" plywood throughout and follows the dimensions specified in the two articles. The cabinet which sur-



rounds it, though, was my own idea. We call it the "Monster." Measuring 60" x 16" x 50", it accommodates a record changer, an amplifier—and the record collection which (with two teen-age daughters in the house) doesn't get much rest.

R. C. SCHOLL
Chicago, Ill.

Your deluxe Sweet Sixteen looks great, reader Scholl. Needless to say we're happy you're so pleased with it.

Satisfied CB'er

■ Thanks for your fine article entitled "Getting Peak CB Performance" (May 1961 issue). Following your instructions, I was able to achieve a perfect antenna match by inserting a miniature variable capacitor in series with the radiating element; the instrument I used to make the adjustments was a Johnson SWR bridge. I also confirmed your statement that large objects near the antenna change its matching characteristics.

FRANK RICHARDS, 18B2164
Blue Island, Ill.

We're glad to have been of service, reader Richards, and hope you enjoy your newly peaked-up rig.

—30—



Are You Interested In Electronics - TV - Radio?

CARL E. SMITH
E. E., President

then you will want to know


What IS The FCC?

It's amazing what the future holds for you in this modern world of electronics. Let me send you the entire story—FREE!

- How to pass the FCC Exam
- Successful Electronic Training

We can train you to pass the Valuable FCC exam in a minimum of time if you have any practical experience and a fair knowledge of mathematics.

Get All 3 Booklets Free



Get This Handy Pocket Electronics Data Guide Free . . .

Puts all the commonly used conversion factors, formulas, tables, and color codes at your finger-tips. Yours absolutely free if you mail the coupon today. No further obligation!

TO GET THIS FREE GIFT, MAIL COUPON TODAY!

Sorry—Not For Beginners

Please inquire only if you really want to get ahead and to add to what you have already learned in school, in the service, or on the job. Some previous schooling or experience in electronics, electricity, or related fields is necessary for success in Cleveland Institute programs.

Cleveland Institute of Electronics

1776 E. 17th St. Desk PE-87 Cleveland 14, Ohio

FCC Regulations Require
CITIZENS BAND
Maintenance Personnel
to be licensed
Get In on the Ground Floor . . .
Get Your License Now!

Your FCC Commercial License —or Your Money Back

Completion of the Master Course (both Sections) will prepare you for a First Class Commercial Radio Telephone License with a Radar Endorsement. Should you fail to pass the FCC examination for this license after successfully completing the Master Course, you will receive a full refund of all tuition payments. This guarantee is valid for the entire period of your enrollment agreement.

Cleveland Institute of Electronics

1776 E. 17th St. Desk PE-87 Cleveland 14, Ohio

Accredited by the

National Home Study Council



Cleveland Institute of Electronics 1776 E. 17th St., Cleveland 14, Ohio

Please send Free Career Information Material prepared to help me get ahead in Electronics and a free copy of your "Pocket Electronics Data Guide." I have had training or experience in Electronics as indicated below.

- | | |
|---|---|
| <input type="checkbox"/> Military | <input type="checkbox"/> Broadcasting |
| <input type="checkbox"/> Radio-TV Servicing | <input type="checkbox"/> Home Experimenting |
| <input type="checkbox"/> Manufacturing | <input type="checkbox"/> Telephone Company |
| <input type="checkbox"/> Amateur Radio | <input type="checkbox"/> Other _____ |

In what kind of work are you now engaged? _____

In what branch of Electronics are you interested? _____

Name _____ Age _____

Address _____

City _____ Zone _____ State _____

PE 87

ATR

PRODUCTS FOR MODERN LIVING



ATR PLUG-IN TYPE PORTABLE INVERTERS*

MODELS
 6-RMF (6 volts) 60 to 80 watts. Shipping weight 12 lbs. **DEALER NET PRICE \$33.00**
 12T-RME (12 volts) 90 to 125 watts. Shipping weight 12 lbs. **DEALER NET PRICE \$33.00**
 *Additional Models Available

A.C. Household Electricity Anywhere . . . in your car, boat or plane.
 Operates Standard A.C.
 ● Record Players
 ● Dictating Machines
 ● Small Radios
 ● Electric Shavers
 ● Heating Pads, etc.

Airplane Style Overhead Mounting under Cab Roof

ATR TRUCK - BOAT - CAR KARADIO

Excellent Tone, Volume, and Sensitivity!
 Compact, yet powerful. Fits all trucks, station wagons, most cars and boats. Just drill a 1/8 in. hole in roof and suspend the one-piece unit (aerial, chassis and speaker) in minutes. Watertight mounting assembly holds antenna upright. Yoke-type bracket lets you tilt radio to any angle.

Extra-sensitive radio has 6 tubes (2 double-purpose), over-size Alnico 5 PM speaker for full, rich tone. Big, easy-to-read illuminated dial. Fingertip tuning control. Volume and tone controls. 33-in. stainless steel antenna. Neutral gray-finish enameled metal cabinet. 7 x 8 1/2 x 4 in. high over-all. Shipping weight 10 1/2 lbs.

Model TR-1279—12A for 12V Dealer Net Price \$41.96

Model TR-1279—6A for 6V Dealer Net Price \$41.96

ATR ELECTRONICS, INC.

Formerly: American Television & Radio Co.

Quality Products Since 1931

ST. PAUL 1, MINNESOTA—U.S.A.

See your Electronic Parts Distributor . . . Write Factory for Free Literature . . .

NEW!


WINEGARD Transistor TV-FM TENNA-BOOST Mounts on Any Antenna!

19 DB GAIN! CUTS SNOW...BOOSTS SIGNAL

Make any TV or FM Antenna work better by amplifying signals with the new Winegard Tenna-Boost.

19 DB gain—no peaks and valleys. Linear frequency response — extremely low VSWR. All AC power supply. Get better TV and FM reception.

Write today for free bulletins on Winegard TV and FM amplifiers and antennas.



Winegard

3022-2 Scotten, Burlington, Iowa

Hi-Fi



Showcase

A quick look at new products in the stereo/hi-fi field*

LOOKING for an inexpensive multiplex adapter? *Allied's* Knight KN-MX adapter works with any FM or FM/AM tuner equipped with a multiplex output jack and is just the thing for converting older tuners for the new FM stereo broadcasts. Easy to install, the KN-MX simply plugs in between the tuner and stereo amplifier with the cables supplied. The unit is self-powered, and an external control on its case permits quick adjustment of channel separation to suit your own listening tastes. Price of the KN-MX, \$44.50. . . . From

Audio Dynamics comes a brand-new arm-and-cartridge combination dubbed the

"Pritchard System" after its designer, Peter E. Pritchard. Combining the ADC-1 stereo cartridge with a balanced tone arm, the system features extremely



Audio Dynamics ADC-85

low inertia and tracks even warped records perfectly. Another feature of the combo is a side-thrust compensator which permits the stylus to maintain even pressure on both groove walls. Price of the complete ADC-85 arm-and-cartridge system, \$85.00; the ADC-40 arm alone, \$39.50.

Latest addition to the *Benjamin Electronic Sound* line is the "Stereotwin" STS-220 moving-magnet stereo cartridge. Boasting a channel separation of better than 25 db and response to 15,000 cycles and beyond, the STS-220 is supplied with an extra diamond stylus at no extra cost. This means that you not only have an extra stylus on hand when you need it, but you can also check the condition of the stylus you are using at any time. Price, complete with extra diamond stylus, \$34.50. . . . From *R. T. Bozak* comes a stereo speaker claimed to overcome the difficulties of stereophonic reproduction in large rooms. Employing eight tweeters in a column, a special mid-range

(Continued on page 20)

*Write to the manufacturers listed at the end of this column for more data on products mentioned


FREE!

LAFAYETTE

340 PAGE
1962 Lafayette Radio Electronics
CATALOG # 620

"America's Hi-Fi & Electronics Shopping Center"

Yours free for the asking — the biggest, best and most comprehensive catalog in the 41-year history of Lafayette Radio. Audiophile, Experimenter, Hobbyist, Technician, Engineer, Student, Serviceman, Dealer — you'll find what you want in this latest Lafayette catalog.



LARGEST STOCK SELECTION. Stereophonic Hi-Fi equipment, Citizens Band, Ham and Amateur equipment, Radio & TV parts, Optics, Industrial Supplies, and much more, including all the favorite name brands.

LAFAYETTE EXCLUSIVES. Featured are the famous Lafayette Kits . . . dollar for dollar the best value for your money today. You'll also see hundreds of Lafayette specials . . . available only from Lafayette. And, as always, **SATISFACTION GUARANTEED OR MONEY REFUNDED.**

LOWEST PRICES. You'll save money too with Lafayette's low, low prices. The lowest prices are always in the Lafayette catalog.

24-HOUR SERVICE. Quick, courteous service is your guarantee at Lafayette. Most orders are fully processed within 24 hours after receipt in the Mail Order Division.

NEW EASY-PAY PLAN.
Now, **NO MONEY DOWN** . . . up to 24 months to pay.



COMPLETELY WIRED,
FULL SIZE TUBE TESTER
TE-15.....19.95



SUPERHETERODYNE
COMMUNICATIONS RECEIVER
KT-200, Kit 64.50
HE-10, Wired 79.95



10,000
OHMS-PER-VOLT
MULTIMETER
TE-10.....9.95

CITIZENS
BAND
MOBILE ANTENNA
WHIP
HE-800WX 6.95



NEW!
KORDEX™ TRANZISTORIZED
SEMI-KIT TAPE RECORDER
RT-201 17.95



NEW!
FM MULTIPLEX
ADAPTER
LT-200 39.50

LAFAYETTE'S
NEW MAIL ORDER HEADQUARTERS
111 JERICO TURNPIKE
(2 Blocks West of South Oyster Bay Rd.)
SYOSSET, LONG ISLAND, NEW YORK



LAFAYETTE RADIO, Dept. 1B-2
P. O. Box 10, Syosset, N. Y.


- Rush my FREE Lafayette 1962 Catalog 620
 Please send me # _____, shipping charges collect.
I am enclosing \$ _____

Name _____
Address _____
City _____ Zone _____ State _____

RCA Announces 2 NEW HOME TRAINING COURSES to Help You Build a Career in Electronics!

RCA Institutes has created two new home training courses designed to give you the very latest, up-to-the-minute training in the fastest-growing areas of this important field. With the addition of these courses, RCA Institutes now offers you the widest selection in its 53-year history!


Founded in 1909, RCA Institutes is one of the largest technical schools in the United States devoted exclusively to electronics. A service of the Radio Corporation of America, RCA Institutes offers the finest facilities for technical instruction, especially designed to fit your needs. The very name "RCA" means dependability, integrity and scientific advance.



Computer Programming

You train for a career in the vital field of business computer programming—for electronic data processing—one of the fastest growing opportunities in the business world today.

**No Previous Technical
Experience Necessary!**



Communications Electronics

You get the latest technical training needed to service and maintain 2-way radio and mobile communications, plus the technical foundation for today's space and aviation communications.

**Prepares You for
an FCC License**

START YOUR CAREER TRAINING IN THE RAPIDLY EXPANDING WORLD OF ELECTRONICS

RCA INSTITUTES
offers
HOME STUDY COURSES
and
**RESIDENT SCHOOL
COURSES**
in New York City
and Los Angeles



**SEND
THIS
POSTCARD
FOR
FREE
BOOK**

**FILL OUT,
DETACH, AND
MAIL TODAY**



RCA INSTITUTES, INC., Dept. PE-22
Schools of Television and Electronic Technology
A Service of Radio Corporation of America
350 West Fourth Street, New York 14, N. Y.
610 South Main Street, Los Angeles 14, Calif.

Please rush me the FREE illustrated book checked below. I understand that I am under no obligation and that no salesman will call.

Home Study School Resident School New York
Resident School Los Angeles

Name _____
(Please Print)

Address _____

City _____ Zone _____ State _____

Korean Vets: Enter Discharge Date _____

CANADIANS: Take advantage of these same RCA Institutes Home Study Courses at no additional cost. No postage, no customs, no delay. Fill out this card and send in envelope to: RCA Victor Limited, 5581 Royalmount Ave., Montreal 9, Que.



RCA Institutes offers the finest of training for your career in Electronics

*Learn how you can take advantage
of this opportunity*

SEND POSTAGE-FREE CARD FOR **FREE** BOOK TODAY.

BUSINESS REPLY MAIL

No Postage Stamp Necessary if mailed in U. S.

FIRST CLASS
PERMIT NO.
10662
NEW YORK, N. Y.

Postage will be paid by —

RCA INSTITUTES, INC., Dept. PE-22
350 West Fourth Street
New York 14, N. Y.




HOME STUDY COURSES

*in Electronic Fundamentals · TV Servicing · Color TV
Communications Electronics · Automation Electronics
Computer Programming · Transistors*

Voluntary Tuition Plan. All RCA Institutes Home Study courses are available under the Voluntary Tuition Plan. This plan affords you the most economical possible method of home study training. You pay for lessons only as you order them. If, for any reason, you should wish to interrupt your training, you can do so and you will not owe a cent until you resume the course. No other obligations! No installment payments required.

RCA Personal Instruction. With RCA Home Study training you set your own pace in keeping with your own ability, finances, and time. RCA Institutes allows you ample time to complete the course. Your lesson assignments are individually graded by technically trained personnel, and helpful comments are added where required. You get theory, experiment, and service practice beginning with the very first lesson. All lessons are profusely illustrated. You get a complete training package throughout the entire course.



You Get Prime Quality Equipment. All kits furnished with the course are complete in every respect, and the equipment is top grade. You keep all the equipment furnished to you for actual use on the job... and you never have to take apart one piece to build another.

RESIDENT SCHOOLS

*in Los Angeles and New York City—
You can study electronics in the city of your choice.*

No Previous Technical Training Required For Admission, You Are Eligible Even If You Haven't Completed High School. RCA Institutes Resident Schools in Los Angeles and New York City offer training that will prepare you to work in rewarding positions on research and production projects in fields such as automation, transistors, communications, technical writing, television, computers, and other industrial and advanced electronics applications. If you did not complete high school, RCA will prepare you for such training with

SEND POSTCARD FOR FREE ILLUSTRATED BOOK TODAY! SPECIFY HOME STUDY OR NEW YORK OR LOS ANGELES RESIDENT SCHOOL

courses specially designed to provide the basic math and physics required for a career in electronics.

Free Placement Service. RCA Institutes graduates are now employed in important jobs at military installations such as IBM, Bell Telephone Labs, General Electric, RCA, and in radio and TV stations all over the country. Many other graduates have opened their own businesses. A recent New York Resident School class had 92.06% of the graduates who used the FREE Placement Service accepted by important electronics companies... and had their jobs waiting for them on the day they graduated!

Coeducational Day and Evening Courses. Day and Evening Courses are available at Resident Schools in New York City and Los Angeles. You can prepare for a career in electronics while continuing your normal full-time or part-time employment. Regular classes start four times each year.



3 NEW LOCATIONS

In addition to RCA Institutes Inc. courses, Radio Corporation of America offers a limited selection of basic Resident School Courses in Electronics at three new locations... Chicago, Philadelphia, and Cherry Hill, N. J. (near Camden). For complete information, write the city of your preference next to your name on the attached postcard.

RCA INSTITUTES, INC. DEPT. PE-22, A SERVICE OF RADIO CORPORATION OF AMERICA, 350 WEST 4TH ST., NEW YORK 14, N. Y.
PACIFIC ELECTRIC BLDG., 610 S. MAIN ST., LOS ANGELES 14, CALIF.



The Most Trusted Name in Electronics

Showcase

(Continued from page 14)

unit, and two woofers, the "Symphony No. 1" system reputedly achieves even distribution of highs throughout the room in the horizontal plane. The "Symphony No. 1" measures 44" x 27 $\frac{3}{4}$ " x 16" and is available in certified walnut, mahogany, ebony, or fruitwood finishes. Crossovers are at 200 and 1500 cycles; impedance is 8 ohms.

A new multiplex adapter, **De Wald's P-400** can be used with almost any tuner equipped with a multiplex jack. The adapter has a blend control for adjusting stereo separation to taste and employs a circuit built around two dual-purpose tubes. Price, \$57.95. . . . **EICO's** MX-99 multiplex adapter will work with all of the company's FM equipment (HFT-90, HFT-92, ST-96) as well as with other quality, wide-band FM tuners provided with a



De Wald P-400 adapter

multiplex output. The MX-99 is self-powered and includes low-impedance cathode-follower outputs; an indicator lamp comes on when the station selected is broadcasting multiplex stereo. Prices: \$39.95 in kit form; \$64.95 factory-wired. . . . Everyone knows that dust is no friend of records, and **Electro-Sonic's** changer "Dust Bug" sweeps record grooves scrupulously clean just before the stylus reaches them. Developed especially for record changers, the new "Dust Bug" is similar to the standard model. Both utilize a brush of pointed soft nylon fibers in conjunction with a cylindrical plush pad, and both are dampened with a special anti-static fluid which collects groove dust and neutralizes electrostatic charges on the record. Price? Just \$4.75. . . . From Germany comes a new two-track monophonic tape recorder, complete with case, microphone, power cable, and empty reel. The **Korting MT 136** operates from any 117-volt a.c. line, has two speeds (7 $\frac{1}{2}$ and 3 $\frac{3}{4}$ ips), and weighs only 29 pounds. Features include a tape-position indicator for both forward and rewind, a recording-level indicator, switchable input for microphone and radio, and separate bass and treble controls. The MT 136 recorder carries a list price of \$219.50.

A self-contained stereo system released

THE TURNER 254C

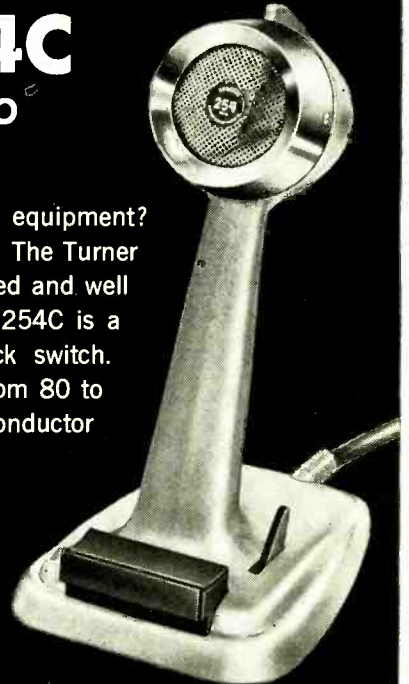
NEW BASE STATION MICROPHONE TO IMPROVE CB PERFORMANCE

Not getting the performance you'd like from your CB equipment? The trouble could be in your present base station mike. The Turner Model 254C is the ideal replacement—attractive, rugged and well below the price you might expect to pay. The Model 254C is a ceramic microphone with on-off push-to-talk and lock switch. Durable gray hammertone finish. Smooth response from 80 to 7,000 cps. Level: -54 db. Cable is 7 feet long, single conductor shielded. Economy-priced at only \$14.10 net.

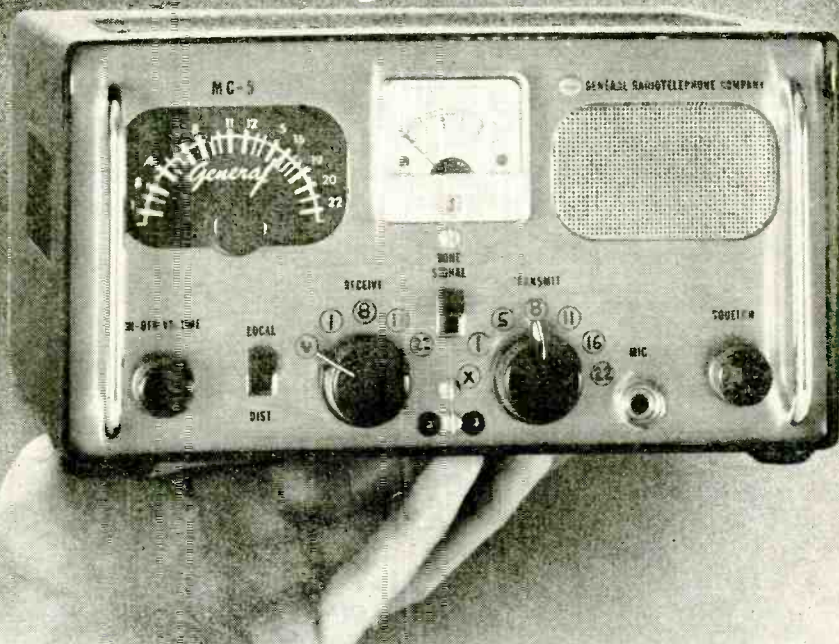
FOR MORE INFORMATION WRITE:

 **THE TURNER MICROPHONE COMPANY**

946 17th Street NE,
Cedar Rapids, Iowa



NEW... The World's most advanced 11 meter two-way radio...



General is in command with the new MC 5

3.25 watts minimum output. • New phase-reversal modulation transformer for unparalleled talk power. • New Zener Diode shunt noise-clamp and series gated limiter circuit for highest noise limiting ever achieved. • New ultra-low drift oscillators for unsurpassed stability. • New Hi-level Tone-Signal. • 15 watt construction.

FREE — Write for schematic and complete technical manual


Net Price including microphone and crystal... \$199.95.

90 day warranty. F. O. B. Burbank, California

Under present rules part 19.32 the FCC does not provide for more than five (5) watt input in the Citizens Radio Service (26.965-27.225 MC Band).

General's new all transistor two-way pocket radio-telephone.

Push to talk communication system, 9 transistors, complete with leather case, earphone in leather case, batteries, "Ready to operate," \$59.95 each, F. O. B. Burbank, California.



General's Model 615 Multi Function Bridge. The only single precision instrument that measures True Power, Standing Wave Ratio, Relative Field Strength. Net price \$39.95.

F. O. B. Burbank, California

FREE — Write for schematic and complete technical manual.

Your dealer or write:


General Radiotelephone Company. DEPT. P2

3501 Burbank Boulevard, Burbank, California

Showcase

(Continued from page 20)


by *Lafayette* is actually a throwback to the old days of acoustic phonographs. A simple air-pressure device activated by the minute movements of the tone-arm stylus is the only moving part, and a balanced stereo ophonic sound issues from the earphones without use of amplifiers, speakers, or wires. A specially designed "controller" contains a volume control for each channel as well as an overall "balance" control; the earphone "tubes" are connected directly to the stereo tone arm. Ideal for schools, labs, or just plain "private listening sessions," the SH-100 can easily serve two, three, or even four persons with the addition of supplementary tubes and adapters. Price, \$29.50.



Lafayette SH-100 system

Radio Shack's TA-208 transistorized 50-watt stereo amplifier measures only 5" x 15" x 10". It features a full array of con-

trols including a 5-position input selector switch; a 7-position function switch; ganged volume controls; concentric balance and



Radio Shack TA-208 stereo amplifier

blend controls; and switches for rumble, loudness, scratch, and power on/off. Frequency response is ± 1 db from 20 to 20,000 cycles; tape-recorder input and earphone jacks are located on the front panel. Prices: \$139.95 in kit form; \$189.95 factory-wired.

Audio Dynamics Corp., 1677 Cody Ave., Ridgewood 27, N. Y.
Alfred Radio Corp., 100 N. Western Ave., Chicago 80, Ill.
Benjamin Electronic Sound Corp., 97-03 43rd Ave., Corona 68, N. Y.
De Waul Radio Div., United Scientific Laboratories, Inc., 35-15 81th Ave., Long Island City 1, N. Y.
EICO (Electronic Instrument Co., Inc.), 33-00 Northern Blvd., Long Island City 1, N. Y.
Kimberley International, Ltd. (Korting), 346 W. 43th St., New York 36, N. Y.
Lafayette Radio Electronics Corp., 111 Jericho Turnpike, Syosset, L. I., N. Y.
Radio Shack Corp., 730 Commonwealth Ave., Boston 17, Mass.

VOCALINE offers you an excellent new SPARE TIME EARNINGS PLAN!

SELL
VOCALINE
 CITIZENS BAND
 RADIO!



VOCALINE COMPANY OF AMERICA, INC.
 21 Coulter St., Old Saybrook, Conn.

How often have you thought of turning just some of your spare hours into earnings? Vocaline offers you an opportunity to do this by becoming a part time dealer of its high quality CB equipment.

YOUR MARKET Business people you know, right in your own town. Just about every company that uses trucks and cars, whether 1 or 100, needs CB. How many dry cleaners, oil, gasoline, and other companies... how many farms and factories... are there? Each one is a prime prospect. It takes just a few minutes to demonstrate what CB can do for them... and once they're told—they're sold!

HOW MUCH CAN YOU EARN? On a single installation, you can earn as much as you might now make in a week—or more! Imagine what a medium-sized fleet sale can net you! And your installation profits are extra!

FULL SELLING SUPPORT Vocaline and its distributors back you all the way—show you how to sell and demonstrate, send you valuable leads, provide installation details... everything complete!

YOU SELL THE FINEST! Vocaline is known and respected for the reliability of every one of its products.

ACT NOW! Do more than just think about what this opportunity can mean for you! Fill in and mail this coupon...now...for complete details.

VOCALINE:

Send me full details on your
 NEW VOCALINE CB EARNINGS PLAN.

NAME _____

ADDRESS _____

CITY _____ ZONE _____ STATE _____

v-49

TWENTY-FIVE THOUSAND DOLLARS IN RESEARCH TIME

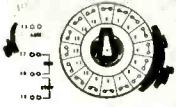
... NOTHING LIKE IT ON THE MARKET!

Minivac® 601

**scientific exploration ... education ...
experimentation at the 24" console
of this amazing computer**



DECIMAL INPUT-OUTPUT




Motor-driven, sixteen position, non-shorting sequences.

BINARY INPUT




Transmits information for processing, six primary, double-pole, double-throw switches.

BINARY OUTPUT



Communicates to the operator results of the programming.

STORAGE PROCESSING



Six double-throw relays receive information ... process it ... transmit it to other components.

MINIVAC 601 is a unique digital computer — the small brother of huge electronic brains that are the newest tools of science and industry. MINIVAC has memory — it thinks ... it can even play games. It prepares teenagers and adults for the world of tomorrow.

Created as a private project by Dr. Claude E. Shannon, now Donner Professor of Science, MIT, and developed by the SDC staff, MINIVAC 601 is built of professional components to professional standards.

It opens the way to exciting experimentation with circuits that solve problems and make decisions. It enables you to duplicate control systems like those used in advanced missiles. You may program it to demonstrate data processing techniques used in business. Hundreds of experiments are contained in the booklets. But this is only the beginning. The only limit to MINIVAC's accomplishments is the imagination of the machine's master.

\$8500

A complete set of 6 instruction manuals included. "Getting Acquainted with MINIVAC 601", "What is a Digital Computer?", "How Computers Make Logical Decisions", "How Computers Do Arithmetic", "How Computers Work for Man", and "MINIVAC Games".



Scientific Development Corp., Educational Sales Department
370 Main Street, Watertown, Massachusetts

SCIENTIFIC DEVELOPMENT CORPORATION

Educational Sales Department
370 Main St., Watertown 72, Massachusetts

Gentlemen:

Please send free brochure giving complete information on Minivac 601 ... what it is ... what it does ... how it operates.

Name

Address

City Zone State

**BUILD THE
PROJECTS
DESCRIBED
IN THIS
ISSUE OF**

WITH THESE



PRODUCTS

**POPULAR
ELECTRONICS**

THE SENSOR-MATIC

Uses Bud AC-402.....\$1.17

AUNT MINNIE

Uses Bud AC-406.....\$1.46

UNCLE TIM

Uses Bud AC-406.....\$1.46

THE S-9'ER

Uses 7" x 5" x 3" Bud CU-3008-A
Aluminum black chassis box.....\$1.32

THE Q-D TESTER

Uses Bud CU-3006-A.....82¢

All Bud products are available for immediate delivery from your authorized Bud Distributor. They are the best for applications described in these projects.

WATCH FOR THESE LISTINGS EVERY MONTH
IN POPULAR ELECTRONICS

BUD RADIO, INC.

2118 East 55th Street Cleveland 3, Ohio
Dept. P.E.

**YOU
SAVE
MONEY!**

**RUSH US YOUR LIST
OF HI-FI COMPONENTS
FOR A VERY SPECIAL
GROUP QUOTATION**

**WRITE FOR FREE AUDIO
DISCOUNT CATALOG A-15**

*New low prices on tape re-
corders, amplifiers, tuners,
loudspeakers, cartridges, etc.*

**KEY ELECTRONICS COMPANY
120 LIBERTY STREET
NEW YORK 6, N. Y.**

**Tips
and
Techniques**




REMOVER FOR TUNER SPRINGS

An ordinary screwdriver with a "V"-shaped notch in the blade makes an ideal tool for pushing out the shaft-retaining screw from a drum-type TV tuner. Servicemen who must often disassemble such tuners for cleaning and repair will find that the modified screwdriver is a great time-saver—preventing the spring from accidentally flying into mid-air.
—George Lublien

QUICK INSULATION FOR CLIPS

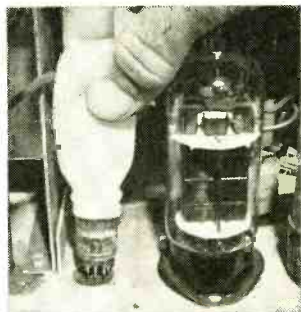
Need some insulating covers for test clips in a hurry? Just wrap each clip with some material cut from an old clear-plastic bag. Secure the wrapping at the back of the clip with tape or a rubber band, then cut a small opening near the clip's mouth. If you



don't have a supply of plastic bags at your house, you can use sections of the plastic wrappings in which the cleaner returns your suits.
—John Comstock

REMOVER FOR MINIATURE TUBES

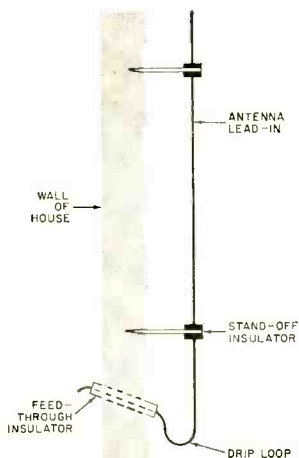
If you're working in close quarters, a toy plastic baby bottle with the top removed makes a good holder for removing or replacing miniature radio or TV tubes. Squeeze the sides of the bottle slightly to expel some air and slip the mouth over the top of the tube. When pressure is released, the resulting suction will firmly attach the tube to the bottle and you can quickly remove or insert it.
—Wayne Floyd



Always say you saw it in—POPULAR ELECTRONICS

LEAKLESS TV LEAD-IN

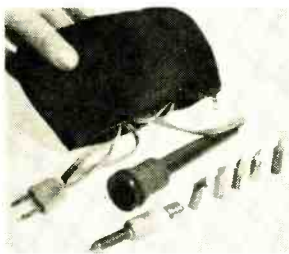
If you're putting up a TV antenna, you can prevent water from running into your house along the lead-in wire by taking two simple precautions. When installing the lead-in, form a "drip-loop" in the line as illustrated. And, if you put in a feed-through insulator, the mounting hole should be drilled at an angle, tilting slightly downward towards the outside of the house.



—Art Trauffer

POUCH STORES SOLDERING PENCIL

Having trouble digging your soldering pencil and its extra tips out of the tool box? Make a quick trip to your neighborhood cigar store and pick up an inexpensive plastic tobacco pouch. Store your soldering apparatus in the pouch and you won't have to untangle the pencil's line cord from a pile of miscellaneous tools or search around for an elusive tip.



—Charles Lang

STENCIL LABELS PANELS


Ordinary typewriter stencils can be used to label equipment panels. Simply cut the stencil in the normal way and hold it in place against the panel. Then apply a small amount of paint to the end of your finger and draw it across the stencil. For best results, the paint should be about the consistency of Vaseline.

—C. Harvey Haas

CABLE STRAIN RELIEF

A quick way to provide a strain relief for a cable passing through a chassis opening is shown on page 26. Slit about four inches

Norelco® BRINGS YOU



A PORTABLE TAPE RECORDER

that works on ordinary
FLASHLIGHT BATTERIES
so you can now record
anything, anytime, any-
where!


Only 7 lbs.—is worn over your shoulder like your camera. 100% transistorized. Records and plays back up to 2 hours on a 4" reel. Has constant speed motor and capstan drive. Combined indicator for modulation level and battery life. Input for mike/phono. Output for external amplifier. Response: 100 to 6000 cps. Signal-to-noise ratio: better than -40db. Completely self-contained with dynamic cardioid microphone, 4" speaker, patchcord assembly for recording and playback thru radio, TV or record player. Ruggedly built, handsomely styled, suprisingly low-priced. It's the new Continental '100'.

Write for brochure: E-2.

NORTH AMERICAN PHILIPS COMPANY, INC.,
High Fidelity Products Division,
230 DUFFY AVENUE, HICKSVILLE, L. I., N. Y.

*In Canada and throughout the rest of the free world,
the Norelco Continental is known as the 'Philips'.*

The most complete, genuinely helpful **TELEVISION SERVICE TRAINING** in 10 years!



The "cream" of modern service techniques fully and clearly explained



This big, new, fully revised PRACTICAL TELEVISION SERVICING by J. R. Johnson teaches you to handle practically any job on any TV receiver fast, accurately and right . . . by approved professional methods! Written by an expert who has actually done the work himself it explains things clearly and completely so you're sure to understand. It saves loads of time for experienced men by outlining "quick guide" procedures and short cuts. For beginners, it is a comprehensive, down-to-earth training course in every phase of the work.

- **FIRST** you learn all about receiver construction sections, functions and other basic data so essential to modern servicing.
- **A BIG TROUBLESHOOTING SECTION** teaches you to pinpoint troubles by quick analysis or, when this fails, by signal tracing or injection.
- **CASE HISTORIES** on specific service calls demonstrate procedures as clearly as A-B-C.
- **CRITICAL ALIGNMENT PROCEDURES** including the connecting and adjusting of test instruments are fully described.
- **COMMON FAULTS** in TV circuits are explained section by section.

448 pages and over 325 illustrations bring you full, easily understood details on servicing tuners; video IF and detector sections; video amplifiers; synchronizing and sweep circuits; picture tubes; sound; power supplies; antennas (including helpful installation tips); quick troubleshooting techniques; wiring; component replacements . . . and all the rest. In addition a chapter on Color TV principles brings you up-to-date in this important field.

TRY IT 10 DAYS . . . see for yourself!

Dept. PE-22, Technical Division, # 623900
HOLT, RINEHART and WINSTON, Inc.,
 383 Madison Ave., New York 17, N. Y.

Send new, revised PRACTICAL TV SERVICING manual for 10-day FREE EXAMINATION. If I decide to keep book, I will then send you \$7.95 plus postage in full payment. If not, I'll return book and owe nothing. (#705657) (SAVE! Send \$7.95 with order and we pay postage. Same 10-day return privilege with money refunded.)

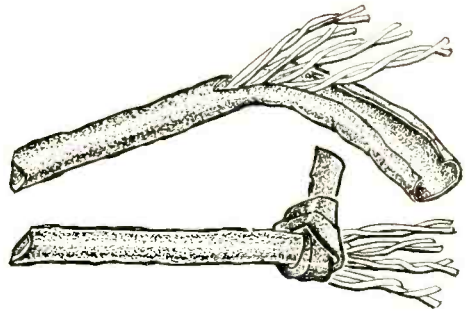
Name.....
 Address.....
 City, Zone, State.....

OUTSIDE U.S.A.—Price \$8.45 cash with order. 10-day return privilege with money refunded.
Above offer expires Oct. 15, 1962

Tips

(Continued from page 25)


of the cable's outer insulation as shown, pull the insulation away from the conductors, and tie a knot in it. This method makes it



unnecessary to knot the whole cable, and is especially useful in cases where the conductors are delicate. —Dennis Gunst


CLOTHESPINS PREVENT HUM

Hum is often picked up in hi-fi systems because audio cables (even shielded ones) and power cables are too close together. Keeping these cables apart isn't always easy, but you can solve the problem with a couple of spring clothespins. Just cement them together back-to-back and clamp a cable in each jaw. —Joseph Carroll



FILM SPOOLS "SPACE" TEST LEADS

When taking measurements in sensitive circuits, it's sometimes necessary to keep the test leads some distance away from each other. Plastic film spools make ideal



spacers for this purpose. It's only necessary to saw a slot in each flange large enough to accommodate the wire. —Charles Lang

Always say you saw it in—POPULAR ELECTRONICS

BUILD YOUR OWN RADIO

Reg. U. S.
Pat. Off.

CIRCUITS AT HOME

ONLY
\$26.95

with the New

PROGRESSIVE RADIO "EDU-KIT"®

A Practical Home Radio Course



Training Electronics Technicians Since 1946

Now Includes

- ★ 12 RECEIVERS
- ★ 3 TRANSMITTERS
- ★ SQ. WAVE GENERATOR
- ★ SIGNAL TRACER
- ★ AMPLIFIER
- ★ SIGNAL INJECTOR
- ★ CODE OSCILLATOR
- ★ No Knowledge of Radio Necessary
- ★ No Additional Parts or Tools Needed
- ★ EXCELLENT BACKGROUND FOR TV
- ★ **SCHOOL INQUIRIES INVITED**
- ★ Sold in 79 Countries

**YOU DON'T HAVE TO SPEND
HUNDREDS OF DOLLARS FOR A RADIO COURSE**

The "Edu-Kit" offers you an outstanding PRACTICAL HOME RADIO COURSE at a rock-bottom price. Our Kit is designed to train Radio & Electronics Technicians, making use of the most modern methods of home training. You will learn radio theory, construction practice and servicing. THIS IS A COMPLETE RADIO COURSE IN EVERY DETAIL. You will learn how to build radios, using regular schematics; how to wire and solder in a professional manner; how to service radios. You will work with the standard type of punched metal chassis as well as the latest development of Printed Circuit chassis. You will learn the basic principles of radio. You will construct, study and work with RF and AF amplifiers and oscillators, detectors, rectifiers, test equipment. You will learn and practice code, using the Progressive Signal Tracer, Progressive Signal Injector, Progressive Dynamic Radio & Electronics Tester, Square Wave Generator and the accompanying instructional material.

You will receive training for the Novice, Technician and General Classes of F. C. C. Radio Amateur Licenses. You will build 20 Receiver, Transmitter, Square Wave Generator, Code Oscillator, Signal Tracer and Signal Injector circuits, and learn how to operate them. You will receive an excellent background for radio. You will construct, study and work with RF and AF amplifiers and oscillators, detectors, rectifiers, test equipment. You will learn and practice code, using the Progressive Signal Tracer, Progressive Signal Injector, Progressive Dynamic Radio & Electronics Tester, Square Wave Generator and the accompanying instructional material.

Absolutely no previous knowledge of radio or science is required. The "Edu-Kit" will be the product of many years of teaching and engineering experience. The "Edu-Kit" will provide you with basic education in Electronics and Radio, worth many times the complete price of \$26.95. The Signal Tracer alone is worth more than the price of the entire Kit.

THE KIT FOR EVERYONE

You do not need the slightest background in radio or science. Whether you are interested in Radio & Electronics because you want an interesting hobby, a well paying business or a job with a future, you will find the "Edu-Kit" a worth-while investment. Many thousands of individuals of all

ages and backgrounds have successfully used the "Edu-Kit" in more than 79 countries of the world. The "Edu-Kit" has been carefully designed, step by step, so that you cannot make a mistake. The "Edu-Kit" allows you to teach yourself at your own rate. No instructor is necessary.

PROGRESSIVE TEACHING METHOD

The Progressive Radio "Edu-Kit" is the foremost educational radio kit in the world, and is universally accepted as the standard in the field of electronics training. The "Edu-Kit" uses the modern educational principle of "Learn by Doing." Therefore you construct, learn schematics, study theory, practice trouble shooting—all in a closely integrated program designed to provide an easily-learned, thorough and interesting background in radio.

You begin by examining the various radio parts of the "Edu-Kit." You then learn the function, theory and wiring of these parts. Then you build a simple radio. With this first set you will enjoy listening to regular broadcast stations, learn theory, practice testing and trouble-shooting. Then you build a more advanced radio, learn more advanced theory and techniques. Gradually, in a progressive manner, and at your own rate. You will find yourself constructing more advanced multi-tube radio circuits, and doing work like a Professional Radio Technician.

Included in the "Edu-Kit" course are twenty Receiver, Transmitter, Code Oscillator, Signal Tracer, Square Wave Generator and Signal Injector circuits. These are not unprofessional "breadboard" experiments, but genuine radio circuits, constructed by means of professional wiring and soldering on metal chassis, plus the new method of radio construction known as "Printed Circuitry." These circuits operate on your regular AC or DC house current.

THE "EDU-KIT" IS COMPLETE

You will receive all parts and instruction necessary to build 20 different radio and electronics circuits, each guaranteed to operate. Our Kits contain tubes, tube sockets, variable, electrolytic, mica, ceramic and paper dielectric condensers, resistors, tie strips, hardware, tubing, Punched metal chassis, instruction Manuals, hook-up wire, solder, selenium rectifiers, volume controls and switches, etc.

In addition, you receive Printed Circuit materials, including Printed Circuit chassis, special tube sockets, hardware and instructions. You also receive a useful set of tools, a Professional electric soldering iron, and a self-powered Dynamic Radio and Electronics Tester. The "Edu-Kit" also includes Code Instructions and the Progressive Code Oscillator. In addition to C.C.C.-type Questions and Answers for Radio Amateur License training. You will also receive lessons for servicing with the Progressive Signal Tracer and the Progressive Signal Injector, a High Fidelity Guide and a Quiz Book. You receive Membership in Radio-TV Club, Free Consultation Service, Certificate of Merit and Discount Privileges. You receive all parts, tools, instructions, etc. Everything is yours to keep.

PRINTED CIRCUITRY

At no increase in price, the "Edu-Kit" now includes Printed Circuitry. You build a Printed Circuit Signal Injector, a unique servicing instrument that can detect many Radio and TV troubles. This revolutionary new technique of radio construction is now becoming popular in commercial radio and TV sets.

A Printed Circuit is a special insulated chassis on which has been deposited a conducting material which takes the place of wiring. The various parts are merely plugged in and soldered to terminals.

Printed Circuitry is the basis of modern Automation Electronics. A knowledge of this subject is a necessity today for anyone interested in Electronics.

UNCONDITIONAL MONEY-BACK GUARANTEE

**ORDER DIRECT FROM AD—RECEIVE FREE BONUS
RESISTOR AND CONDENSER KITS WORTH \$7**

- Send "Edu-Kit" postpaid. I enclose full payment of \$26.95.
- Send "Edu-Kit" C.O.D. I will pay \$26.95 plus postage.
- Rush me FREE descriptive literature concerning "Edu-Kit."

Name

Address

PROGRESSIVE "EDU-KITS" INC.

1186 Broadway, Dept. 589-D, Hewlett, N. Y.

FREE EXTRAS

• SET OF TOOLS

- SOLDERING IRON
- ELECTRONICS TESTER
- PLIERS-CUTTERS
- ALIGNMENT TOOL
- WRENCH SET
- VALUABLE DISCOUNT CARD
- CERTIFICATE OF MERIT
- TESTER INSTRUCTION MANUAL
- HIGH FIDELITY GUIDE • QUIZZES
- TELEVISION BOOK • RADIO
- TROUBLE-SHOOTING BOOK
- MEMBERSHIP IN RADIO-TV CLUB
- CONSULTATION SERVICE • FCC
- AMATEUR LICENSE TRAINING
- PRINTED CIRCUITRY

SERVICING LESSONS

You will learn trouble-shooting and servicing in a progressive manner. You will practice repairs on the sets that you construct. You will learn symptoms and causes of trouble in home, portable and car radios. You will learn how to use the professional Signal Tracer, the unique Signal Injector and the dynamic Radio & Electronics Tester. While you are learning in this practical way, you will be able to do many a repair job for your friends and neighbors, and charge fees which will far exceed the price of the "Edu-Kit." Our Consultation Service will help you with any technical problems you may have.

FROM OUR MAIL BAG

J. Statistis, of 25 Poplar Pl., Waterbury, Conn., writes: "I have repaired several sets for my friends, and made money. The "Edu-Kit" paid for itself. I was ready to spend \$240 for a Course, but I found your ad and sent for your Kit."

Ben Valerio, P. O. Box 21, Magna, Utah: "The Edu-Kits are wonderful. Here I am sending you the questions and also the answers for them. I have been in Radio for the last seven years, but like to work with Edu-Kits. And like to build Radio Testing Equipment. I enjoyed every minute I worked with the different kits; the Signal Tracer works fine. Also like to let you know that I feel proud of becoming a member of your Radio-TV Club."

Robert L. Shuff, 1534 Monroe Ave., Huntington, W. Va.: "Thought I would drop you a few lines to say that I received my Edu-Kit, and was really amazed that such a bargain can be had at such a low price. I have already started repairing radios and phonographs. My friends were really surprised to see me get into the swing of it so quickly. The Trouble-shooting Tester that comes with the Kit is really swell, and finds the trouble, if there is any to be found."

**ALL
NEW!**

Grommes
STEREO-MONAUURAL
HI-FIDELITY
**TUNERS &
AMPLIFIERS**

**High
Quality
Performance
Low in
Cost**

**24LJ Stereophonic
Amplifier**

Complete 24 watt stereo, pre-amplifier and amplifier in one low cost unit. Net, \$79.95 (Enclosure \$10.00 extra).

10LJ Amplifier . . . Low priced stereo and monaural amplifier. Net, \$59.95 (Enclosure \$10.00 Extra).

LJB Amplifier . . . 12 watt monaural amplifier with built-in pre-amplifier. Net, \$39.95 (Enclosure \$10.00 Extra).

501A Receiver . . . AM-FM Tuner, Stereo and Monaural Amplifier. Net, \$149.95 less Multiplex (Enclosure \$10.00 Extra).

Write today for FREE literature on the complete Grommes Line.

GROMMES Div. of Precision Electronics, Inc.
9101-P King Ave., Franklin Park, Illinois

Please rush details on the Grommes Line.

Name

Address

City Zone State



**NEED AN
A.C. OUTLET?**

**IN CAR, BOAT, TRUCK,
YOU HAVE IT, WITH A**

**terado POWER
CONVERTER**

Actually gives you 110 volt, 60 cycle A.C. from your 6 or 12 volt D.C. battery! Plug converter into cigarette lighter, and operate lights, electric shavers, record players, electric tools, portable TV, radios, testing equipment, etc.

Models from 15 to 300
watts, priced as low as **\$12.95**
LIST

See Your Electronic Parts Dealer or Jobber, or Write:

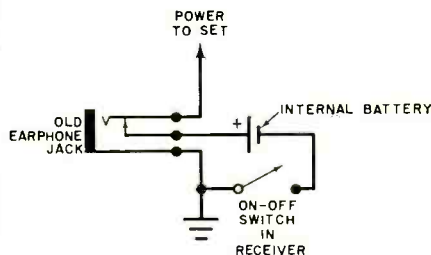
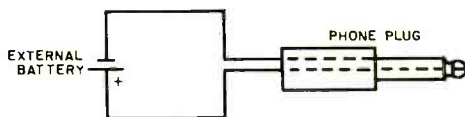
terado COMPANY
1057 RAYMOND AVENUE
ST. PAUL 8, MINNESOTA

In Canada. ATLAS RADIO CORP. LTD. — Toronto, Ont.

**External Power
Supply for
Transistor Radio**

IF you don't use the earphone attachment on your transistor radio, its jack can serve as a handy connector for an external battery power supply. Use of an external supply, made up of standard flashlight cells, will save the set's small internal batteries for occasions when true portability is needed.

The earphone jack is usually of the closed-circuit type, wired to cut off the speaker when the earphone is plugged in. The leads connected to the two ungrounded jack contacts should be removed, then spliced together to provide an unbroken circuit to the speaker. When this is done, disconnect the wire running to the ungrounded terminal of the bat-



tery plug and connect it to the phone-tip contact of the jack. The shorting contact of the jack is connected to the battery-plug terminal previously disconnected.

Wire up enough penlight or standard flashlight cells in series to match the voltage of the internal battery (usually 9 volts). The leads from this external battery should be connected to a phone plug (possibly the old earphone plug). Be sure to wire up the plug so that the polarity of the external battery matches that of the internal one.

Your external power supply is now ready to use. Just plug it in and the internal battery will be automatically disconnected.
—Ronald Cerrato

Always say you saw it in—POPULAR ELECTRONICS

THE 1962 ELECTRONIC EXPERIMENTER'S HANDBOOK

Each year thousands of electronics hobbyists eagerly await the new edition of the Electronic Experimenter's Handbook! And no wonder — each edition presents dozens of challenging and intriguing do-it-yourself projects, plus invaluable charts and tables. And this year's Electronic Experimenter's Handbook is bigger and better than ever!

5 BIG SECTIONS ON:

Citizens Band

Cubical Quad for CB
Citizens Band Q Multiplier
CB Channel Spotter
SWR/Power Meter for CB

Stereo and Hi-Fi

Space Saver Speaker System
Direct Coupled Hi-Fi Amplifier
Stereo Testing Made Easy
FM Table Radio Turns Tuner

Electronics in the Workshop

VTVM Adapter for Multimeters
In-Circuit Transistor Tester
Universal Workshop Tester
A.C. Transistorized Voltmeter


Short Wave Listening and Ham Radio

Compactron V.H.F. Receiver
The Monitor Meter
Mike Stands from Lamp Sockets
BC-Eand DX Booster

Electronics around the Home

Build Infrared Burglar Alarm
Big Sound from Personal Portables
Musical Telephone Holder
3 Way Intercom

Watch for the 1962 ELECTRONIC EXPERIMENTER'S HANDBOOK — on sale February 10th at your newsstand or electronic parts store. Or send in this handy coupon and we'll send your copy to you. **Only \$1.00**



Retail Sales Division
Ziff-Davis Publishing Company
One Park Avenue
New York 16, New York

Please send a copy of the 1962 ELECTRONIC EXPERIMENTER'S HANDBOOK. I enclose \$1.00 and 10¢ to cover mailing and handling charges. (Canada and Foreign \$1.25 plus 10¢ postage.)

NAME _____

ADDRESS _____

CITY _____ ZONE _____ STATE _____

(add 3% sales tax if New York City resident)

POPtronics Bookshelf

BASIC RADIO (in six volumes)

by Marvin Tepper

"Basic Radio" draws on the author's experience in electronics publishing, education, and repair to clearly and accurately teach the fundamentals of radio communications. Principles are discussed at the technical institute level, and carefully presented so that they can be grasped with ease. The six volumes in the set are titled, respectively, "DC Electricity," "AC Electricity," "Electron Tube Circuits," "AM and FM Receivers," "Transistors," and "AM and FM Transmitters."




Published by John F. Rider Publisher, Inc., 116 W. 14th St., New York, N.Y. Total number of pages, 776. Soft cover, \$13.85. Hard cover, \$14.85. Volumes may be purchased individually at prices ranging from \$1.90 to \$2.70.


OSCILLATOR CIRCUITS

by Thomas M. Adams,
Captain, United States Navy

The first of several volumes in a new Basic Electronics Series by Captain Adams, this book utilizes four-color diagrams to help the reader visualize the operation of nine basic oscillator circuits. An introductory chapter covers the fundamentals of electronic circuit operation, and nine additional chapters are devoted to specific oscillator types. Suitable for home as well as classroom study, "Oscillator Circuits" deals with crystal oscillators; Hartley; Colpitts; tuned-plate; tuned-grid; electron-cou-



**ON LAND IN THE AIR and ON THE SEA...
BIG MONEY!**
awaits
**TRAINED
TECHNICIANS**
in
**TELEVISION·RADIO·
ELECTRONICS·RADAR**



**EARN AS YOU
LEARN!**

Get CHRISTY'S Complete Course. Why be satisfied with less? CTS Shows Method Home Training makes learning easy. You receive Comprehensive training from the start. **EARN AS YOU LEARN!** You become qualified to open your own Electronics Repair business or to gain high pay as a TV, Radio, Electronics Technician.

19 TRAINING KITS INCLUDED!
Multi-Tester, Oscillator, Signal Tracer, Oscilloscope, Signal Generator, Electronic Timer, Regenerative Radio, 24" TV set (Optional) and other valuable equipment sent. Send today for **3 FREE BOOKS**. No obligation.



**CHRISTY TRADES SCHOOL, Dept. T-1014,
3214 W. Lawrence Ave., Chicago 25**

Send me 3 Free Books and Special Form for PAYING LATER FROM EARNINGS MADE WHILE LEARNING.

NAME Age
ADDRESS
CITY Zone STATE

TV PICTURE TUBES AT LOWEST PRICES

ALL ALUMINIZED GLASS TYPES			
Tube Type	Price With Old Tube	Tube Type	Price With Old Tube
10BP4	\$ 7.95	17CDP4	\$11.50
12LP4	8.95	17CK/CA	
14A1P4	14.00	B2 BRP4	17.00
14ATP4	14.00	17DL P4	17.00
14B/E/CP4	10.00	17H/RP4	12.50
14HP4	11.00	17L/VP4	12.50
14QP4	11.00	17QP4	11.50
14RP4	11.00	20C/DP4	13.50
14W/ZP4	11.00	20H/MP4	14.50
16AP4	11.60	21AC/BS	21.50
16DP4	12.00	AMP4	15.75
16K/RP4	9.95	21A/ATP4	16.75
16LP4	12.50	21AU/AVP4	15.75
16TP4	9.95	21AWP4	15.75
16WP4	12.00	21BT P4	16.75
17AT/AVP4	12.50	21CBP4	16.75
17BP4	9.95	21CEP4	21.00
17BJP4	11.50	21CX P4	15.75
12UP4	12.00	16GP4	14.50
16AP4	13.50	17CP4	17.00
16EP4	14.00	17GP4	17.60
		17TP4	17.60
METAL TYPES			
8XP4	16.07	8YP4	16.07
19AP4	16.00		
21AP4	19.75		
21MP4	20.75		

One Year Factory Registered Warranty
Give size and number of old tube, set make and model if possible. Prices are FOB CHICAGO, ILLINOIS, and tubes will be shipped express collect unless otherwise specified. Tubes cannot be shipped by parcel post. 25% deposit required on COD shipments. Minimum deposit \$10.00.
These tubes are made from repressed glass. All materials including electronic gun are brand new.
Return old tube under vacuum, prepaid, for refund of deposit. We pay shipping charge on orders for 3 or more tubes. We ship to the Continental U.S. and Canada, only.

WRITE FOR COMPLETE LIST
—PICTURE TUBE OUTLET—
2922 MILWAUKEE AVE., CHICAGO 18, ILLINOIS
Dickens 2-2648

pled; phase-shift; and blocking oscillators; multivibrators; and thyatron sawtooth generators.


Published by Howard W. Sams & Co., Inc., 1720 E. 38th St., Indianapolis 6, Ind. 128 pages. Soft cover. \$2.95.



30 INSTRUCTION UNITS IN BASIC ELECTRICITY

by C. E. Matson

Designed for classroom use, this complete course in basic electricity may be employed on a junior high, senior high, or adult education level. The material is presented in simple, vivid form, and each instructional unit contains directions for practical work to illustrate the theory. The appendices offer the teacher an outline of the course, charts to record



the progress of each student, lists of necessary equipment and supplies, a suggested shop layout, and a bibliography.

Published by McKnight & McKnight Publishing Co., Bloomington, Ill. 127 pages. Soft cover. \$1.70.



DIAGNOSES OF TV & RADIO FAULTS (Teach-R-Matic Study Course No. TV-1)

by H. G. Cisin

An automated course in diagnosing TV and radio troubles, this book contains 50 cards on which multiple-choice questions are printed. These cards are used in conjunction with the "Teach-R-Matic," a rotary indicator which immediately tells the student whether his answer is right or wrong. The course may be used alone or with standard texts.

Published by Harry G. Cisin, Publisher, Amagansett, N.Y. 16 pages. Soft cover. \$4.90 (including the Teach-R-Matic).

New Literature

Norelco has released a new high-fidelity equipment and components catalog. The 8-page booklet contains photographs and spec-



PERSONAL Messenger

- No license required—may be used at once!
- Meets FCC requirements for use with licensed Citizens' Band stations, too!

This is the new "Personal Messenger"—a superbly engineered 2-way crystal-controlled transceiver so compact it fits in your hand—so flexible it can be used in thousands of applications! 11 transistors and 4 diodes—superheterodyne receiver with exclusive tuned R.F. amplifier gives you twice the sensitivity and more than 40% more range than units with conventional circuitry! Powerful two-stage transmitter delivers more power output than similar units with the same rated input! Unmatched audio intelligibility and razor-sharp voice reproduction—automatic noise limiter—automatic volume control—positive squelch control—elastic hand strap—operates on penlight or rechargeable nickel-cadmium batteries. **\$10950**

ILLUSTRATED AT LEFT—The Viking "Messenger"—maximum legal power Citizens' Band crystal-controlled transceiver. Excellent receiver sensitivity and selectivity—highly efficient transmitter punches your signal home! Built-in squelch—AVC—ANL. With tubes, push-to-talk microphone and crystals for 1 channel. **FROM \$13495**



E. F. JOHNSON COMPANY
2401 Tenth Avenue S. W. • Waseca, Minnesota

* Please rush me your full color brochure.

NAME _____

ADDRESS _____

CITY _____ STATE _____

Manufacturers of the world's most widely used personal communications transmitters

GIANT CB SALE!!!

Closing out our stock of CB kits. Originally advertised at \$39.95 up. Complete with power supply, tubes, crystal, cabinet, wire, instructions, etc. Less microphone. Note: transmitter must be tuned and tested by or under supervision of person holding a first or second-class FC license. All sales final at this price. Thousands now in use. Rush your order in today while the supply lasts.

- 110 VOLT CB TRANSCEIVER KITS \$19.95
- 12 VOLT CB TRANSCEIVER KITS \$22.95
- 6 VOLT CB TRANSCEIVER KITS \$22.95
- Element CB BEAM ANTENNA Reg. \$19.95 (mounts vertically or horizontally) Model BA-27 SALE \$11.99
- CB-SPECIAL GROUND PLANE ANTENNA Reg. \$12.98 all aluminum-Model GP-27 (3 or more—\$7.99 ea.) SALE \$8.99
- COMMAND HOT-ROD CB ANTENNA Reg. \$11.98 1-ft. continuously loaded fiberglass whip + trunk lid mount SALE \$8.69
- COMMAND CORSAIR Model CCB-1 Reg. \$19.98 Bumper mount + heavy spring + 102" st. steel whip SALE \$8.99
- COMMAND CORSAIR II Model CCB-2 Reg. \$22.95 double bumper mount + spring + 102" st. steel whip SALE \$9.99
- COMMAND STANDARD II Model CS-2 Reg. \$9.98 heavy duty body mount + spring + 102" st. steel whip SALE \$6.89
- GENERATOR NOISE SUPPRESSOR Model GNS Reg. \$3.98 tuneable for CB band (3 or more—\$1.49 ea.) SALE \$1.99
- 11-PC. CB SILENCER KIT Model NN-1 Reg. \$8.95 spark plug + distributor suppressors + gen. cond. and GNS SALE \$3.49
- RG8u COAXIAL CABLE..... 100 feet for \$7.99
- RG58u COAXIAL CABLE..... 100 feet for \$2.99

Check items wanted. Return ad or order with check or money order (include postage, excess returned). Sorry, no C.O.D.

GROVE ELECTRONIC SUPPLY COMPANY
4103 W. Belmont Ave., Chicago 41, Ill.

Rush items checked
 Send latest CB sale Catalog
 Name
 (please print)
 Address
 City Zone State

Bookshelf


(Continued from page 31)

ifications of the four "Continental" tape recorders, and describes the full line of Norelco T-7 high-fidelity loudspeakers. Copies are available from North American Philips Co., Inc., High Fidelity Products Div., 230 Duffy Ave., Hicksville, L.I., N.Y.

A 4-page circular released by Supreme Publications describes their newly published "1962 Television Servicing Manual" and other available books. Write Supreme Publications, Highland Park, Ill., for a copy.

Now available from Allied Radio is a 144-page "Discount Stereo Record and Tape Catalog." Organized into three sections, it details more than 1600 of the latest stereo record releases, 300 monophonic recordings, and about 800 4-track stereo tapes. Included are monophonic "talking-book" children's records and foreign-language listings. Contact Allied Radio Corp., 100 N. Western Ave., Chicago 80, Ill., and request Catalog #211. -30-

COMING NEXT MONTH



The engrossed-looking gentleman on our March cover is checking up on "Emily," P.E.'s slightly inebriated robot. She'll stagger along the white line controlled by her sensitive photocell and dual driving wheels.

ON SALE

FEBRUARY 27

- **LOW-FREQUENCY CONVERTER**
This two-tube project, which can be used in conjunction with almost any communications or broadcast set, lets you listen to the rare band of frequencies below the broadcast band.
- **LEARNING ELECTRONICS AT HOME**
Part II of our special report on electronics training schools tells you all about correspondence schools and explains how they can help you get ahead in your electronics career.
- **AUTO TEMPERATURE GAUGE**
An all-electronic gauge which can indicate oil, water, or cylinder-head temperature, this ingenious gadget replaces gauges that Detroit left out.

Always say you saw it in—POPULAR ELECTRONICS

NEW! Mark II SUPER BEACON

with "STATIC SHEATH"

THE ULTIMATE IN CITIZEN BAND BASE STATION ANTENNAS

Improves signal/noise up to 20 DB by eliminating precipitation static

The new MARK II Super Beacon with exclusive "Static Sheath"* is the most efficient, most rugged 27 mc. base station antenna made! 19 feet overall, MARK II places the radiated signal directly on the horizon for maximum contact with mobile units. The "Static Sheath"* is a protective, highly attractive gray plastic covering that virtually eliminates noisy precipitation static... increases receiver sensitivity up to 20 DB! Furnished with launcher-matcher cable and coax connector; eliminates ground radials or skirts. 50 ohm impedance. Easily installed with clamp mounting. *U.S. Process Patent 2,938,210

Your Electronic Parts Distributor has the MARK II in Stock for Immediate Delivery.

MARK MOBILE, Inc.

MMI Dept. PE-2, 5441 West Fargo Ave. Skokie, Illinois

NOW ANYONE CAN MAKE AS FINE AN AMPLIFIER AS FISHER

with this new Fisher StrataKit!



Introducing a totally new approach to stereo kit design.

When the KX-200 Control Amplifier, first of the new line of Fisher StrataKits, made its appearance, the entire concept of high-fidelity components in kit form entered a new, exciting phase. For the first time, there are kits backed by a name with the tradition, acceptance and stature of Fisher.

Before Fisher could stake its reputation on a product completed by the purchaser, two requirements had to be unconditionally satisfied. First, the performance of a Fisher kit had to meet the same guaranteed Fisher laboratory standards no matter who assembled it—Fisher laboratory technicians or a *totally unskilled and inexperienced builder*. Second, constructing the kit had to be a pleasure, not a problem.

Fisher engineers have responded to both of these unusual challenges brilliantly, as will be evident to any builder of the KX-200 StrataKit. He will own the finest 80-watt Stereo Control Amplifier that Fisher knows how to make.

The StrataKit method of kit construction permits assembly by easy, error-proof stages (strata), each stage corresponding to a *particular page* in the Instruction Manual and to a separate transparent packet of parts, separately identified. Major components come already mounted on the rugged chassis, and wires are *pre-cut* for every stage—which means every page!

Errors of omission, if any, can thus be checked stage-by-stage and page-by-page—before

proceeding to the next stage. There are no surprises with a Fisher StrataKit, only the pleasure of accomplishment and of effortless learning.

Outstanding features of the Fisher KX-200 StrataKit:
80 watts IHFM music power—the maximum available today with any control-amplifier kit. Harmonic distortion 0.4%. Hum and noise 93 db below full output.

Built-in d'Arsonval laboratory-type calibration meter—a Fisher exclusive. Permits precise adjustment for peak performance; assures optimum results from the start and in the years ahead.

Level control facilities for a center-channel speaker without the need for an additional amplifier—unlike any other kit now available.

Architectural brass-finish control panel to match all other standard Fisher-built components and to fit standard Fisher component cabinets. **Price \$169.50***

Coming Soon: The Fisher High-Sensitivity, Wide-Band, Stereo-FM Tuner StrataKit.

*Less cabinet; slightly higher in the Far West.

USE THIS COUPON FOR FURTHER INFORMATION

Fisher Radio Corp.

21-52 44th Drive, Long Island City 1, N. Y.

Please send me the following FREE Fisher literature:

- Complete details and specifications on the Fisher KX-200 StrataKit.
- The 1962 Fisher Handbook, a 40-page illustrated reference guide and component catalogue for custom stereo installations.

Name _____

Address _____

City _____ Zone _____ State _____

PE 211

EXPORT: Telesca International Corp., 171 Madison Ave., N. Y. 16, N. Y. In Canada: Tri-Tel Associates, Ltd.

WIRE IT YOURSELF WITH MOSLEY TV WIRING ACCESSORIES



4-SET COUPLER lets you operate up to 4 TV or FM sets at one time from one antenna. Install in attic or basement. Model No. PC-4.



WALL FEED makes neat, weather-proof antenna lead-in to attic or crawl space. Model No. 626.

Available from radio parts distributors coast to coast... or write Dept. PE-262 for catalog on complete accessory line.



Electronics Inc.

4610 N. LINDBERGH BRIDGETON, MISSOURI



(add 5c per crystal for postage and handling)

CITIZEN BAND CLASS "D" CRYSTALS

3rd Overtone: Hermetically Sealed .005% tolerance—Meet F.C.C. requirements. 1/2" pin spacing—.050 pin diameters. (.093 pins available, add 15c.)

\$2.95 EACH

ALL 22 FREQUENCIES IN STOCK!

The following Class "D" Citizen Band frequencies in stock (frequencies listed in megacycles): 26.985, 26.975, 26.985, 27.005, 27.015, 27.025, 27.035, 27.055, 27.065, 27.075, 27.085, 27.105, 27.115, 27.125, 27.135, 27.155, 27.165, 27.175, 27.185, 27.205, 27.215, 27.225.

Matched crystal sets for all CB units \$5.90 per set. Specify equipment make and model numbers.

RADIO CONTROL CRYSTALS

in HCG/U HOLDERS—SIX FREQUENCIES
In stock for immediate delivery (frequencies listed in megacycles: tolerance .005%, 1/2" pin spacing, .050 pin diameter. (.093 pins available, add 15c per crystal.) Specify frequency.

26.995, 27.045, 27.095, 27.145, **\$2.95 EACH**
27.195, 27.255 (add 5c per crystal for postage and handling)

ASK YOUR PARTS DEALER FOR TEXAS CRYSTALS

See big red display... if he doesn't stock them, send us his name and order direct from factory.

Send for FREE CRYSTAL CATALOG #961 WITH OSCILLATOR CIRCUITS

Now! Engineering samples and small quantities for prototypes now made either at Chicago or at Ft. Myers plant. 24 hour service!
CHICAGO PHONE Gladstone 3-3555

All orders shipped 1st Class Mail. Rush order to:

TEXAS CRYSTALS

Dept. P-22, 1000 Crystal Drive, Fort Myers, Fla.
For fastest possible service, Phone WE 6-2100

NEW products

VTVM KIT

The Model 222 VTVM produced by EICO (Electronic Instrument Co., Inc., 33-00

Northern Blvd., Long Island City 1, N.Y.) measures resistance as well as d.c. and a.c. voltages entirely electronically. Voltages to 1500 volts a.c. or d.c. are handled in five ranges; resistances from 0.2 ohms to 1000 megohms are covered in another five ranges. Input impedance is 11 megohms on d.c., 1

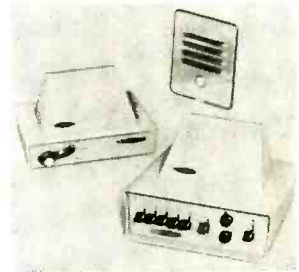


megohm on a.c. The unit is supplied with EICO's "Uni-Probe," which can be switched from a.c. volts to d.c. volts simply by turning the tip. The Model 222 sells for \$27.95 in kit form, \$42.95 factory-wired.

INTERCOM KIT

You can have both indoor and outdoor communications with the new Heathkit intercom system. There are separate "talk" and "listen" level

controls on the transistorized master unit, and provision is made for up to five remote stations. The indoor and outdoor remote stations are each supplied



with 50 feet of wire, and the indoor remotes can be switched by the master to be heard at any other remote in the house. The master station itself can call any individual remote or all remotes at once. Indoor remotes (GD-131) sell for \$8.95; outdoor remotes (GD-141) for \$5.95; and the master unit (GD-121) for \$29.95. (Heath Company, Benton Harbor, Mich.)

SCREW-HOLDING SCREWDRIVERS

A complete line of screwdrivers for holding and starting extremely small screws (sizes (Continued on page 38))

Always say you saw it in—POPULAR ELECTRONICS

NOW!
at a price
you can afford!

MAKE MORE MONEY in ELECTRONICS TELEVISION-RADIO

**BETTER...MORE COMPLETE...LOWER COST...
WITH NATIONAL SCHOOLS SHOP-METHOD
HOME TRAINING!**

BETTER... Training that is proved and tested in Resident School shops and laboratories, by a School that is the **OLDEST and LARGEST** of its kind in the world.

MORE COMPLETE... You learn **ALL PHASES** of *Television-Radio-Electronics*.

LOWER COST... Other schools make several courses out of the material in our **ONE MASTER COURSE** . . . and you pay more for less training than you get in our course at **ONE LOW TUITION!**



These
two FREE books will
show you how!

TOP PAY... UNLIMITED OPPORTUNITIES LIFETIME SECURITY CAN BE YOURS!

You are needed in the Television, Radio, and Electronics industry! Trained technicians are in growing demand at excellent pay—in **ALL PHASES**, including Servicing, Manufacturing, Broadcasting and Communications, Automation, Radar, Government Missile Projects.

NATIONAL SCHOOLS SHOP-METHOD HOME TRAINING, with newly added lessons and equipment, trains you in your spare time at home, for these unlimited opportunities, including many technical jobs leading to supervisory positions.

YOU LEARN BY BUILDING EQUIPMENT WITH KITS AND PARTS WE SEND YOU. Your National Schools course includes thorough Practical training—**YOU LEARN BY DOING!** We send you complete standard equipment of professional quality for building various experimental and test units. You advance step by step, perform more than 100 experiments, and you build a complete TV set from the ground up that is yours to keep! A big, new TV picture tube is included at no extra charge.

EARN AS YOU LEARN. We'll show you how. Many students pay for their course—and more, while studying.

**GET THE BENEFIT OF OUR
OVER 50 YEARS EXPERIENCE**

APPROVED FOR
GI TRAINING



ACCREDITED
MEMBER



NATIONAL TECHNICAL SCHOOLS
World-Wide Training Since 1905
Write to Dept. R2G
4000 So. Figueroa Street
Los Angeles 37, California

YOU GET...

- 19 Big Kits—**YOURS TO KEEP!**
- Friendly Instruction and Guidance
- Job Placement Service
- Unlimited Consultation
- Diploma—Recognized by Industry
- **EVERYTHING YOU NEED FOR SUCCESS!**

**IMPORTANT
SEE OTHER SIDE**

You get all information
by mail... you make
your own decision... at
home! **NO SALESMAN
WILL CALL**

**SEND FOR FREE FULLY-
ILLUSTRATED BOOK AND
ACTUAL LESSON TODAY.**

Your own copy of "Your
Future in Electronics-Television-Radio" will be mailed to you at once. No salesman will call; there is no obligation. Cut out card along dotted lines, fill in and rush air-mail today!
NO POSTAGE NECESSARY

CUT OUT AND MAIL THIS CARD TODAY

Yes, I want to make more money in Electronics-
TV-Radio. Send me your **FREE** Fully-Illustrated
Opportunity Book and Actual Lesson today.

RUSH AIR MAIL—NO POSTAGE NECESSARY



Name _____ Age _____

Address _____

City _____ Zone _____ State _____

Check here if interested only in Resident Training at Los Angeles.
Veterans: Give date of discharge _____

R2G-22

NO SALESMAN WILL CALL; NO OBLIGATION ON YOUR PART

DON'T BE HALF-TRAINED

Be a MASTER TECHNICIAN in ELECTRONICS-TV-RADIO

Only N.T.S. offers you ALL 8 PHASES in
ONE MASTER COURSE



SUCCESS IS THEIRS; IT CAN BE YOURS TOO!



When I enrolled with N.T.S. last November, I was trained as a Seismograph

Observer. I was promoted to that job on May 1st of this year. With your school and my practical work in the field, my superiors recognized that I was capable of handling the job of Seismograph Recording. My superiors highly praise your school. The day I enrolled started me off to success.

Edgar Wesatzke

As field director of Berean Mission Inc., I have complete charge of our radio work.

With the expert advice and training I am receiving from you I can do my own repairs on our recorders and P.A. systems, besides keeping our radios going. My training from N.T.S. helps keep us on the air. I feel privileged to be a member of such a fine institution.

Rev. Enoch P. Sanford



Thanks to N.T.S. I have a business of my own right in my home. I am still in the

Air Force but I have paid for all my equipment with money earned servicing TV sets. Yes, N.T.S. gave me my start in television.

Louis A. Tabat

I have a TV-Radio shop in Yorkville, Illinois, about 4 miles from my home, and it

has been going real good. I started part-time but I got so much work that I am doing it full-time. Thanks to National Technical Schools.

Alvin Spera



ALL 8 PHASES IN ONE MASTER COURSE

PHASE 1 TELEVISION
INCLUDING COLOR TV
90% of homes have at least one set. Color TV is becoming more popular daily. TV Stations grow in number, need technicians. Maintenance and repair offer big opportunities.

PHASE 5 FCC LICENSE PREPARATION
FCC License holders have a wide range of top jobs open to them. FCC License now a requirement for most Communication jobs.

PHASE 2 RADIO—AM & FM
Radios in homes, cars, schools, all need expert upkeep. Stations expand as FM becomes popular. Now transistors boom entire field.

PHASE 6 RADAR AND MICROWAVES
These are the communications systems of the future, already used in tracking and contacting satellites.

PHASE 3 ELECTRONICS
Computers, Data-Processing machines, Electronic Controls, Guided Missile Systems are new fields where Electronics play a vital role.

PHASE 7 AUTOMATION & COMPUTERS
Automation and Computer electronics are the new tools of industry and commerce. Skilled Technicians in these fields are in great demand at top pay.

PHASE 4 SOUND SYSTEMS
New popularity of Hi-Fi-Stereo, as well as industrial sound systems and business intercoms make this a highly specialized and important field.

PHASE 8 BROADCASTING & COMMUNICATIONS
In the entertainment industry, or in commerce, communications and broadcasting have great importance. Installation and maintenance of equipment requires trained technician know-how.

SEE OTHER SIDE

BUSINESS REPLY MAIL
NO POSTAGE STAMP NECESSARY IF MAILED IN THE UNITED STATES

— POSTAGE WILL BE PAID BY —

NATIONAL TECHNICAL SCHOOLS

WORLD-WIDE TRAINING SINCE 1905

4000 So. Figueroa Street
Los Angeles 37, California

VIA AIR MAIL

FIRST CLASS

Permit No. 3087

Los Angeles, Calif.

RESIDENT TRAINING
AT LOS ANGELES

If you wish to take your training in our famous Resident School in Los Angeles—the oldest and largest school of its kind in the world—check special box in coupon.



Approved for GI Training

NATIONAL TECHNICAL SCHOOLS
WORLD-WIDE TRAINING SINCE 1905

Address correspondence to Dept. R2G
4000 So. Figueroa Street
Los Angeles 37, California

National Technical Schools also offers complete Home Study Training Programs in Auto Mechanics & Diesel, and Air Conditioning-Refrigeration-Electrical Appliances. For information and Free Book write the School, Department RDC, stating course desired.

INTERNATIONAL'S **Executive** **MODEL 100**




**citizens
band
transceiver**

A precision engineered transceiver for Citizens Band licensees seeking outstanding design and performance. Tunable dual conversion superheterodyne receiver covering all 23 channels. Two crystal control receive positions. Push-to-talk operation. Three way power supply for 6/12 vdc and 115 vac. Five watts plate input. Certified tolerance $\pm .005\%$. Size 5½" x 8½" x 9" deep.

Complete with 1 transmit crystal, 1 receive crystal, new style ceramic microphone and coil cord..... **\$199.50**

Advanced engineering featured in the Executive Model 100

- **NEW** crystal filter minimizes adjacent channel interference.
- **NEW** built-in calibration circuit.
- **NEW** International NR squelch.
- **NEW** 12 position crystal control transmit channel selector.
- **NEW** front panel microphone jack.
- **NEW** provision for connecting external speaker and S/meter.



FREE INTERNATIONAL'S 1962 CATALOG

Your buying guide for precision radio crystals and quality electronic equipment. Complete data on International's Citizens Band transceivers and accessories.

Send for it TODAY!



International Crystal Mfg. Co., Inc.
18 North Lee, Oklahoma City, Okla.

Rush FREE 1962 Catalog PE2

Name _____
Please print

Address _____

City _____ Zone _____ State _____

INTERNATIONAL Crystal Manufacturing Co., Inc. • 18 North Lee • Oklahoma City, Okla.

products

(Continued from page 34)

from $\neq 00$ to $\neq 2$) has been added to the Hunter "Magic Tip" line. Supplied in three different lengths ($2\frac{1}{2}$ ", 4", and 7"), they sell for under \$3.00 each. In every case, the holding mechanism is internal and fully automatic. To lock the screw on the tip of the driver, the user merely presses forward on the handle; this rotates a small spring-steel wire which runs down the blade, wedging it into the head of the screw. (R. N. Hunter Sales Co., 9851 Albertus Ave., Santa Fe Springs, Calif.)



CB MICROPHONE

A desk-type ceramic microphone, specifically intended for Citizens Band base-station use, is being marketed by Turner. The Model 254C, which uses the same ceramic cartridge as the Turner Model 350C, has been

designed for clear, distinct, voice transmission. It has a frequency response of 80-7000 cycles and an output of -54 db. Provision is made for the actuation of a transmit/receive relay, and two "on/off" switches are included. One of these is a "touch bar" type; the other is a lever which can be locked in the "on" position. The handsomely-styled unit should please the eye of almost any CB'er. Price: \$14.10. (Turner Microphone Company, 901 17th Street, N.E., Cedar Rapids, Iowa.)

ELECTRONIC THERMOMETER KIT

Radio Shack recently introduced the "Novatherm," an electronic thermometer that measures a temperature range from -20°F to 120°F . This device, which utilizes semiconductor, has an accuracy of $\pm\frac{1}{2}^{\circ}\text{F}$ and can provide readings of two different temperatures at two different locations. It registers lightning-fast reac-



And now - America's **FINEST!**
CITIZEN'S BAND MOBILE

- 17 Tube Performance
- 6 Crystal Controlled Channels
- Manual Tuning of All 23 Channels
- Dual Superhetrodyne Receiver
- Pi Network & Harmonic Trap
- Adjustable Squelch
- Series Gated Noise Limiter
- Transistorized Power Supply
- 6 or 12 Volt D.C. Input

MODEL TR-70 \$210



ENGINEERED BY TRAM ELECTRONICS

PRESENTING — The TR-70 CITIZEN'S BAND MOBILE RADIOPHONE. At last — a mobile that will really get out. Copy your stations from locations you never thought possible. Extended range and fewer "dead spots" are now yours with the hottest mobile on the market.

With 100% modulation you will be transmitting with the crispest signal ever. Be free from adjacent channel interference and have four watts of undistorted audio at your fingertips as well as 3.5 watts MINIMUM output. This mobile combines TRAM base station performance with mobile compactness. It is designed to operate on either 6 or 12 volts DC.

The companion TR-27 Base Station as advertised in January issue of Popular Electronics — \$239

FOR MORE DETAILED INFORMATION AND SPECIFICATIONS, WRITE TO



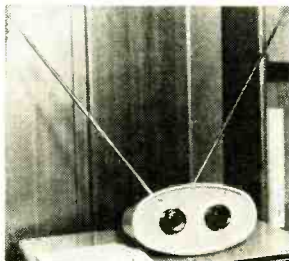
TRAM ELECTRONICS
 P. O. BOX 187, WINNISQUAM, N. H.

tions to temperature change and will take readings up to 1000 feet from the sensing unit without recalibration. The Novatherm kit sells for \$19.95; the unit can be purchased fully wired for \$29.95. An accessory kit, extending the range of the Novatherm, is available for \$3.95. (*Radio Shack Corp.*, 730 Commonwealth Ave., Boston 17, Mass.)

RABBIT-EARS FOR SWL'S

Short-wave listeners who, for one reason or another, are not able to erect an outdoor antenna will be interested in the Hy-Gain Model SWI indoor antenna system which consists of a

set of telescoping "rabbit ears" mounted on an antenna tuner. It covers the frequencies from 5 to 30 mc. and may be matched to the input of any short-wave receiver; separate "match" and "tune" controls are provided. In addition to its normal use, the unit can easily be adapted to act as a tuner for an outside antenna. Price, \$14.75. (*Hy-Gain Antenna Products*, 1135 N. 22nd St., Lincoln, Nebr.)



WALKIE-TALKIE KIT

A low-cost, do-it-yourself version of the "Spacephone," a transistorized walkie-talkie produced by Electrosolids, is now available. The assembled radio measures

2½ x 5", weighs only 8 ounces with battery, and has a range of ½ mile (up to 2 miles under favorable conditions). A printed-circuit board simplifies the construction, and a screwdriver and soldering iron are the only tools required for assembly. The "Spacephone" kits are being offered at two for \$29.95, about half the price of the factory-wired version. (*Electrosolids Corp.*, 12740 San Fernando Rd. N., Sylmar, Calif.)




CODE PRACTICE DEVICE

The "Codome," a Morse-code self-teaching device marketed by the *Accentrome Corp.*,

117 Crestmont Terrace, Collingswood, N. J., automatically transmits code characters in random order.

The alphabet and numbers are divided into 6 groups of 6 characters each; any group—or the complete alphabet—can be selected for random transmission. Transmission speed is about 6 words per minute, and both audible (buzzer) and visual (flashing light) signals are produced. An external code oscillator may be connected, if desired, to replace the buzzer, and a built-in manual key allows you to practice sending. Price, \$17.95.




WIRELESS BROADCASTER/AMPLIFIER

A wireless broadcaster available in kit form from *Lafayette Radio Electronics Corp.*, 111

Jericho Turnpike, Syosset, L. I., N. Y., can also be used as an audio amplifier. Designed for either crystal or magnetic mi-

crophones or cartridges, the device will broadcast through AM radios or through a 4 - 8 ohm PM speaker. The KT-195 sells for \$11.95. A factory-wired version (Model LA-23) costs \$14.95, and a crystal microphone for either unit (Model PA-73) is \$2.95.



COMPACT TUBE TESTER

The Model 1000 mutual conductance tube tester produced by *Mercury Electronics Corp.*, 111

Roosevelt Ave., Mineola, N. Y., accommodates all the new tubes—including Nuvistors, Compactrons, Novars, and 10-pin types.

Tests can be made for dynamic mutual conductance, interelement shorts and leakage, grid emission, and gas. Additional features of the Model 1000 include automatic line voltage regulation and built-in pin straighteners. Said to be the most compact of its type, the tester sells for \$79.95.



BEST BUYS IN STEREO AND MONO HI-FI

New Transistorized Stereo/Mono 4-Track Tape Deck RP100 Semikit (electronics in kit form) \$299.95 Wired \$399.95



New FM-AM Stereo Tuner ST96 Kit \$89.95 Wired \$129.95 Incl. FET



New 70-Watt Integrated Stereo Amplifier ST70 Kit \$94.95 Wired \$149.95



New 40-Watt Integrated Stereo Amplifier ST40 Kit \$79.95 Wired \$129.95

FM Tuner HFT90 Kit \$39.95 Wired \$65.95 Incl. FET Metal Cover \$3.95



Stereo Preamplifier HF85 Kit \$39.95 Wired \$64.95

28W Integrated Stereo Amplifier HF81 Kit \$69.95 Wired \$109.95



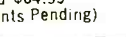
AM Tuner HFT94 Incl. FET Kit \$39.95 Wired \$65.95



Stereo Power Amplifiers Kit Wired
100W HF89: \$99.50 \$139.50
70W HF87: \$74.95 \$114.95
28W HF86: \$43.95 \$ 74.95



NEW FM-Multiplex Autodaptor MX99 Kit \$39.95
Wired \$64.95
(Patents Pending)



Bookshelf Speaker System HFS1 Kit \$39.95 Wired \$47.95



EXCELLENCE IN CREATIVE ELECTRONICS

Over 2 MILLION EICO instruments in use throughout the world. Compare, take them home — right "off the shelf" — from 1500 neighborhood dealers, most of whom offer budget terms.

BEST BUYS IN CITIZENS TRANSCEIVERS, HAM GEAR, RADIOS

Citizens Band Transceivers from Kit \$59.95 Wired \$89.95



New 60W CW Transmitter #723 Kit \$49.95 Wired \$79.95



NEW Walkie-Talkie Citizens Band Transceiver #740 Kit \$54.95. Wired \$79.95. Complete with rechargeable battery & charger.



BEST BUYS IN TEST EQUIPMENT

New Metered Variable Auto-Transformer AC Bench Supplies Model 1073 (3 amps) Kit \$35.95 Wired \$47.95 Model 1078 (7½ amps) Kit \$42.95 Wired \$54.95



Peak-To-Peak VTM #232 & Uni-Probe® Pat. #2,790,051 Kit \$29.95 Wired \$49.95
VTM #221 Kit \$25.95 Wired \$39.95



DC-5 MC 5" Scope #460 Kit \$79.95 Wired \$129.50
5" Push-Pull Scope #425 Kit \$44.95 Wired \$79.95



Tube Tester #625 Kit \$34.95 Wired \$49.95



RF Signal Generator #324 Kit \$26.95 Wired \$39.95



1000 Ohms/Volt V-O-M #536 Kit \$12.90 Wired \$16.90



6- & 12V Battery Eliminator & Charger #1050 Kit \$29.95 Wired \$38.95
Extra-filtered for transistor equip. #1060 Kit \$38.95 Wired \$47.95



NEW AC Volt-Watt Meter #260 Kit \$49.95 Wired \$79.95



Multi-Signal Tracer #145A Kit \$19.95 Wired \$28.95



EICO, 3300 N. Blvd., L.I.C. 1, N.Y. PE-2
 Send free Catalog describing over 80 top-quality products, free Stereo Hi-Fi Guide, free Short Course for Novice License, name of nearest EICO dealer. Send new 36-page GUIDEBOOK TO HI-FI for which I enclose 25¢ for postage & handling.

Name _____
Address _____
City _____ Zone _____ State _____
Add 5% in the West



Electronics is the nation's fastest-growing industry, and the demand for the formally trained electronics technician will exceed the supply for years to come. If your future lies in electronics, then an electronics training school can open the door to success.

ELECTRONICS SCHOOLS

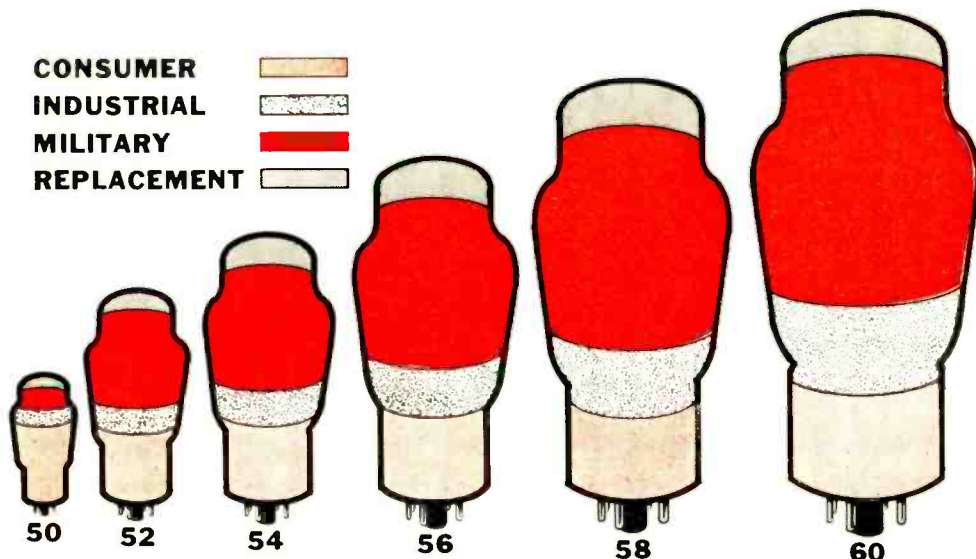
the key to your future

Part 1 of 3 Parts

By JOHN D. & IRENE LENK

THE Electronics Age . . . Outer Space . . . FCC License . . . Color TV . . . Earn While You Learn . . . Radio Astronomy . . . B.S.E.E. Degree . . . Technical Writing . . . Big Pay . . . Computer Specialist . . . Any of these sound familiar? If so, it's likely that you've been reading some of the advertisements for electronics training schools. If you've paid any attention to these ads, you know that they point to an almost unlimited future in the field of electronics. They indicate that there are thousands of job openings today, with many thousands more to come in the years ahead.

But what are the facts? Is the picture really this bright? Can *you* step into a rewarding career by spending the next year or so at intensive study? The answer is unquestionably, "Yes." Why? To find out all about electronics schools and the status of the professional electronics



Electronics is the fastest-growing industry in the United States

technician today, we've poured through reams of government and independent manpower surveys. We've questioned dozens of schools, and we've interviewed leaders of the electronics industry. Despite a certain confusion in terminology (there are at least four different descriptions of an "electronics technician"), certain facts are quite clear.

The electronics field is expanding at a fantastic rate, and the advertisements tell only part of the story. If all of the schools operated all of their training facilities at full blast, they would still have difficulty in filling present job openings. And they wouldn't even make a fair-sized dent in the potential jobs due to open up within the next few years.


You will need training and more training to qualify for the newer developments in electronics. There has never been any room for the "screwdriver-and-pliers mechanic" in the electronics field. The half-trained or "self-taught" man is equally lost. There is only one way to enter or to advance yourself in the electronics industry. You must study a planned program under the direction of qualified instructors. And that's where electronics schools come in.

There is an electronics school to fit every specific need and every pocket-book. Our survey shows that there are

at least 240 schools in the United States offering some form of electronics training. Over 50 of these provide home-study courses. Another 150 schools have evening classes. This means that there is really no excuse for someone who wants to enter the electronics field, but feels that he has no chance because he lacks training.

So where does this leave you? Let's say that you're wise enough to realize the value of electronics training. But which school and which course will be best for you? Your first step is to decide which particular branch of electronics you want to enter. Then find out the qualifications (and rewards) for this specialization. Next, determine what training the various schools have to offer, and how they operate. This will tell you which school will "phase in" with your particular needs.

For purposes of the survey, we defined an electronics technician as "anyone whose job duties demand a basic knowledge of electronics, as well as specific knowledge of a particular electronics field, but who is not a graduate engineer." With this in mind, we arbitrarily divided the entire electronics field into five sections. Actually, some sections overlap others. But each has certain characteristics that make it stand out.




UPI

SERVICING

ALTHOUGH not the largest and not necessarily the most rewarding, radio and television repair is still the best known phase of electronics. Today, there are nearly 50 million TV sets in the United States, not to mention the millions of radios, hi-fi systems, phonographs, and tape recorders. All of these devices, needless to say, will require touch-up and repair at some time in their lives. This means 100,000 jobs in home electronics servicing at present, with an estimated increase of 15% per year over the next seven years.

Even in large metropolitan areas where the TV repair business is most competitive, a trained repairman can earn from \$6000 to \$10,000 per year. However, to make the top end of this pay scale, a repairman must be thoroughly trained in more than one specialty—color TV, for example, is a subject that is almost impossible to master without professional training. And while the radio/TV repair field offers the greatest opportunity for self-employment, complete training in all phases of home electronics is of utmost importance to the man who is seriously planning to enter this end of the business.



BROADCASTING


TO SOME, radio and television broadcasting is the most glamorous phase of electronics. With just a little imagination, you can visualize yourself as technical director on some network variety show, taking your coffee break with Dinah Shore. In reality, however,

most cameramen, technical directors, sound men, and so on are not in the business for its glamour. Our survey shows that starting salaries in this field are in the \$6000-per-year bracket, with top technical personnel receiving \$14,000—and these figures are for a 40-hour, “full-coffee-break” week!

To some degree, this relatively high pay scale is the result of the rapid expansion in the field. Take TV as an example. In 1952, there were about 100 TV stations. Today, there are roughly 500 such stations, and the supply of trained personnel has never quite matched the demand.

The most important consideration for training in this field is the fact that you must hold a first-class radiotelephone license for just about any position. For this reason, most electronics schools now include license preparation as part of their courses.

COMMUNICATIONS



UPI

MOBILE and communications radio is another branch of electronics that has expanded into a big business overnight. Ten years ago, there were about 100,000 licensed communications stations in use. These included stations for police and fire departments, airlines, the merchant marine, pipelines, telephone companies, taxicabs, railroads, trucking firms, delivery services, and so on. Today, there are over a million such stations on the air, and the number is growing constantly.

About 60% of the technicians working in this field are employed by service companies who install and maintain equipment on a contract basis. Another 10% are employed by state and municipal governments as civil service employees. The remaining 30% is divided between employees of the merchant marine, airlines, telephone companies, and individual technicians who operate their own service companies.

Although actual earnings will depend upon the individual, the average is quite high. For example, a typical mobile radio service maintenance contract pays about \$100 per month. It's quite possible for a trained technician to maintain eight to ten such mobile stations single-handed, while some individuals are now covering 15 stations by themselves.

Besides a first-class radiotelephone li-

cence, the person interested in communications must have *practical experience* with communications equipment. And this is the snag. Since you are not permitted by law to use or operate such equipment without a license, or without being under the direct supervision of a



licensed operator, your chances of bypassing formal electronics training and breaking directly into the communications field are just about non-existent. Fortunately, most electronics training schools already include mobile radio courses (sometimes called communications courses) as part of their programs.

THE TERM "industrial electronics" is just about as broad as the term "electronics technician." For that reason, it has been next to impossible to pin down exact figures as to the number of people employed in this field. It is even more difficult to predict the future needs of this vast and rapidly growing branch of electronics.

For example, there are about 3300 computers and electronic processing machines now in use (excluding those operated by the military). The estimated non-military potential is for 50,000 to 60,000 such machines and this figure assumes no increase in our population! While a widespread use of this equipment may wipe out armies of semi-skilled clerical help, it will create even greater needs for trained electronics technicians.

Using the present figure of 8 to 10 technicians for each computer operating on a 24-hour basis, we will need over one-half million technicians to maintain

our future electronic processing systems alone. And this is only part of the picture. Our term "industrial electronics" includes automation, all non-military research and development, medical electronics, closed-circuit TV, railroad control, materials control, and several other minor fields or specializations.

To qualify as an industrial electronics technician, you must have intensive training in both the basics of electronics, and in one or more specialized fields. Assume that you now have a good working knowledge of basic electronics. Further assume that you want to enter the field of automation—say at the Ford Motor Company, which has an automated factory producing motor blocks.


To qualify as an operator or maintenance technician for the electronics nerve center which controls this factory, you must be trained in all aspects of electronics automation. Because these automation techniques are so advanced and so far removed from the every-day branches of electronics, a specialized course at an electronics school is almost the only way to acquire the necessary skills.

The rewards in industrial electronics are understandably high. Our survey shows that starting salaries for graduates of electronics schools are in the area of \$6500 a year. And we have recorded many examples of industrial electronics personnel earning in the very pleasant neighborhood of \$20,000. Despite what you may think, these men are not graduate engineers. But they are graduates of advanced level trade schools or, in most cases, of technical institutes.

INDUSTRIAL



*This is the first part of
POPULAR ELECTRONICS
special three-part report
on electronics schools.
The second installment
in this important series
will appear next month
and deal extensively with
correspondence schools.
The series will conclude
with a final installment
on residence schools.*



U. S. Air Force photo

MILITARY

ALTHOUGH there are no precise figures available, it has been reliably estimated that about half the electronics technicians working in the U.S. are connected directly or indirectly with the military. And while we will not deal extensively with military personnel in this series, it can be said that a graduate of an electronics training school who enters one of the armed services will have a 300% better chance of promotion than the untrained recruit.

For every military technician, there are five or six civilian technicians to back up the man behind the gun. Several thousand of these technicians work directly for the services, or as liaison men between the services and the equipment manufacturers. Generally known as field engineers, they maintain and repair radar, sonar, and guided-missile equipment, solve technical problems, or instruct service personnel. Such men enjoy officer status, receive generous travel and "per diem" allowances, and draw salaries in the range of \$7000 to \$11,000 a year.

At one time, the field specialist came largely from the ranks of graduate electrical and electronics engineers. But

this has been changed by the rapid post-World War II expansion. Today, less than 20% of the field engineers are college graduates. The remaining 80% are recruited directly from the electronics schools of the advanced trade or technical institute level.

The great bulk of military electronics technicians are employed by firms which manufacture electronic equipment. These people work as engineering aides, research and development laboratory technicians, quality-control specialists, production-line trouble-shooters, and technical writers, to name a few classifications. Significantly, there are over 1000 such electronics manufacturing firms in the United States.

To solve the shortage of electronics personnel, some companies will even hire you, then send you to a training school at their expense! Most firms are not in a position to do this, however, so they must rely on new graduates to fill their needs. It goes without saying that if you are already trained, the electronics manufacturing firms will welcome you with open arms.

-30-

NEXT MONTH: Correspondence Schools



THE S-9'er

By JAMES G. LEE, W6VAT

This unusual preselector will pep up sensitivity, decrease images, in receivers without r.f. stages

“WOW! What black magic did you use to get those rare QSL's?” one SWL asked his buddy in amazement. “I've never really been sure I've heard those guys through all the QRM.”

“No black magic,” replied the second, “just that little black box sitting on top of my receiver.”

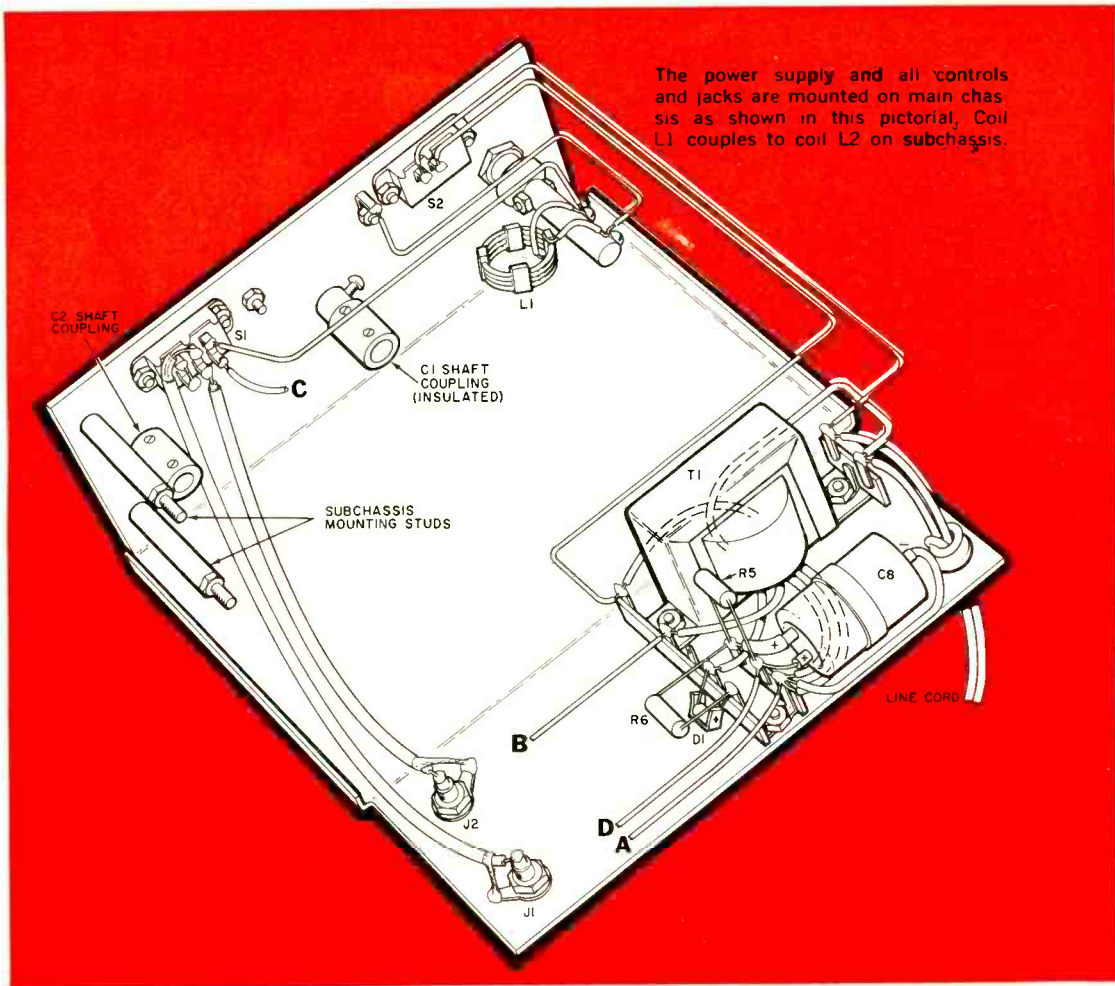
The “black box” referred to by the second SWL was the *S-9'er*, an unusual type of preselector. If your receiver has no r.f. stage, this unit can increase its sensitivity and image rejection to the point where you, too, will have a better chance of hearing and receiving QSL's from those rare DX stations. Covering 5 to 20 megacycles, the *S-9'er* is also useful to hams who do much of their operating in the 40- or 20-meter bands.

About the Circuit. The *S-9'er* is designed to be inserted in series with the line between the antenna and the receiver. With *S1 Out* (see schematic on p. 51), the preselector is bypassed and the antenna connected directly to the receiver.

When *S1* is in the *In* position, however, the antenna is switched to the preselector's input and the output of the preselector is connected to the receiver's antenna terminal.

In the latter case, the r.f. signals entering input jack *J1* from the antenna pass through coil *L1*, which is a movable link coupled to coil *L2*; this adjustable coupling allows the use of a variety of antennas. Coil *L2* is tuned by a dual variable capacitor (*C1*) in such a way that, for any setting of *C1*, the L/C combination resonates at two frequencies at once. In this way, the ranges of 5-12 and 11-20 megacycles are tuned simultaneously—eliminating the need for a bandswitch or for separate plug-in coils.

From the tuned circuit, the selected signals pass to the grid of triode *V1a*, which is connected as a neutralized r.f. amplifier. Capacitors *C2* and *C3* adjust the degree of neutralization; when the neutralization is reduced below a certain



The power supply and all controls and jacks are mounted on main chassis as shown in this pictorial. Coil L1 couples to coil L2 on subchassis.

point, *V1a oscillates* (regenerates) due to increased interelectrode coupling. The regeneration, carefully controlled, is used to increase the sensitivity and gain of the amplification stage, and the selectivity of the tuned circuit.

The amplified signal passes, through triode *V1b*, to output jack *J2* and is fed to the receiver. Triode *V1b* is connected as a cathode follower and contributes no further amplification. It serves, rather, to isolate the neutralized r.f. amplifier from the load of the receiver and connecting cable.

Power for the preselector comes from a built-in supply utilizing a silicon diode in a half-wave circuit.

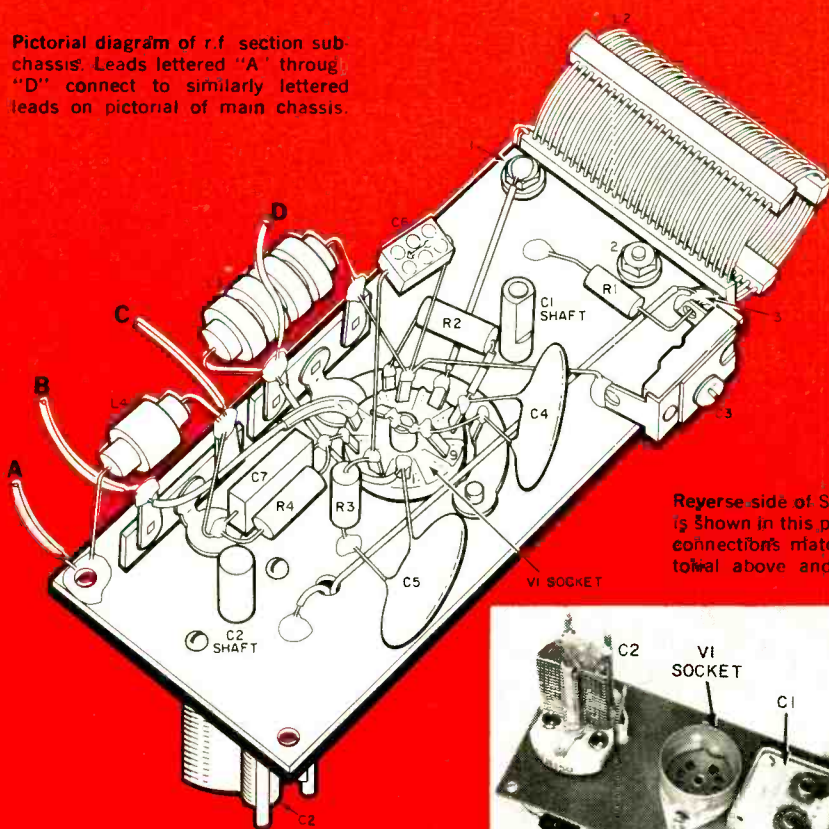
Construction. A 7" x 5" x 3" chassis box houses the preselector. The controls,

power supply, and input and output jacks are mounted on the chassis itself, while the r.f. section is built on a separate subchassis. Construction details are shown in the photographs and pictorial diagrams and should be followed fairly closely.


Begin by mounting the main tuning dial at the center of the front panel, then install slide switches *S1* and *S2*. When the above front-panel components are in place, the power transformer, filter capacitor, tie points, line-cord grommet, and input and output jacks are mounted on the rear wall.

At this point, the line cord should be installed and the power-supply circuit wired. When the wiring is complete, temporarily install a 10,000-ohm, 1-watt

Pictorial diagram of r.f. section sub-chassis. Leads lettered "A" through "D" connect to similarly lettered leads on pictorial of main chassis.



Reverse side of S-9'er subchassis is shown in this photo. Numbered connections match those on pictorial above and on schematic.




load resistor from the junction of $C8a$ and $R5$ to ground. Plug in the line cord, switch on $S2$, and measure the voltage across the load resistor. It should be at least 100 volts.

When the power supply has been checked out, wire the input and output jacks to switch $S1$ using RG-58/U coaxial cable. The main chassis is now set aside for the time being and construction begun on the r.f. section.

The r.f. section is built on a 2" x 4½" Bakelite board which is copper-clad on one side. This type of board is intended for printed-circuit work, and is used here merely to simplify construction. The material is easy to drill and grounds can be soldered directly to the copper—allowing the use of short leads.

All three major components, capacitors $C1$ and $C2$ and the socket for $V1$, mount along the center line of the board. The tube socket is mounted in the exact center of the board; capacitor $C1$ is mounted 1⅛" in from one end and positioned so that its lugs point away from the tube socket; capacitor $C2$ is placed ⅝" in from the other end of the board. The shafts of the capacitors and the bottom of the tube socket should pass through to the copper-clad side of the board. Capacitor $C1$'s shaft must be isolated from ground, so be sure to make the hole through which it will pass large enough to avoid shorts to the copper.

The connections (labeled 1, 2, and 3 on the schematic) to coil $L2$ are made via three terminals (labeled with cor-



The relationship between the main chassis and sub-chassis can be seen in this photo of the completely assembled S-9'er. Main tuning and regeneration controls are coupled to shafts of C1 and C2 respectively.

PARTS LIST

- C1—195- μ f. and 87- μ f. two-gang midget variable capacitor (Lafayette MS-270 or equivalent)
- C2—140- μ f. miniature variable capacitor (Hammarlund APC-140 or equivalent)
- C3—30- μ f. trimmer capacitor
- C4, C5—0.02- μ f., 600-volt ceramic disc capacitor
- C6—270- μ f. silvered-mica capacitor
- C7—0.001- μ f. silvered-mica capacitor
- C8—20/20- μ f., 150-volt electrolytic capacitor
- D1—Silicon diode, at least 25 ma., 350 P.I.V. r.m.s. (Lafayette SP-196 or equivalent)
- J1, J2—Phono jack, RCA-type
- L1—4 turns of B&W 3011 Miniductor coil stock, or equivalent ($\frac{3}{4}$ "-diameter, 16 turns per inch)
- L2—28 turns of B&W 3015 Miniductor coil stock, or equivalent (1"-diameter, 16 turns per inch) lapped at 10 turns from "cold" end
- L3, L4—1-mh. r.f. choke
- R1, R3—100,000-ohm, $\frac{1}{2}$ -watt resistor
- R2, R4—68-ohm, $\frac{1}{2}$ -watt resistor
- R5—1000-ohm, 2-watt resistor
- R6—39-ohm, 1-watt resistor
- S1—D.p.d.t. slide switch
- S2—S.p.s.t. slide switch
- T1—Power transformer; primary, 117 volts; secondaries, 125 volts @ 15 ma., 6.3 volts @ 0.6 amp. (Stancor PS-8415 or equivalent)
- V1—6CG7 tube
- 1—7" x 5" x 3" chassis box (LMB 145 or equivalent)
- 1—2" x 4 $\frac{1}{2}$ " Bakelite board, copper-clad on one side (Lafayette MS-513 or equivalent)
- 1—2"-diameter vernier dial (Lafayette F-347 or equivalent)
- Misc.—Knobs, shaft bushing, shaft couplings, tube socket, wire, hardware, line cord and plug, tie points, RG-58/U coax, etc.

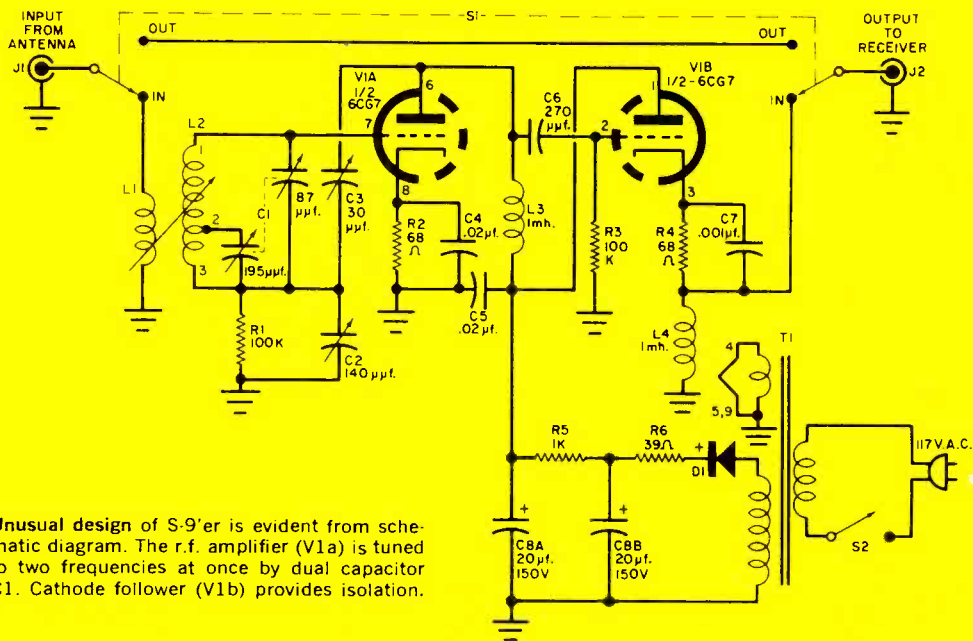
responding numbers on the pictorial diagram and photo of the r.f. section) mounted on the end of the board nearest C1. Each terminal consists of a 4-40 x $\frac{1}{4}$ " screw and nut insulated from ground by means of shoulder washers. The screw heads should be located on the unclad side of the board. Install terminals 1 and 3 at the corners of the board as shown in the pictorial. Terminal 2 is mounted about $\frac{3}{4}$ " from terminal 3; place two solder lugs under its screw and do not tighten it.

Now cut coil L2 from the B&W Miniductor stock, leaving the leads extra long. The coil is then placed against the end of the board on which the terminals are mounted; one lead is soldered into the screw-slot of terminal 1, the other into that of terminal 3. Use the excess lead lengths to make connections to capacitor C1. One of the lugs on terminal 2 is soldered to L2 at a point 10 turns up from the terminal 3 end of the coil, the other is soldered to the appropriate lug on C2. Terminal 2 may now be tightened and, to insure good electrical continuity, the two lugs should be soldered to the screw.

The two tie points are mounted on the copper-clad side of the board as shown on the pictorial diagram. Fasten the tie point nearest V1 under one of the tube-socket mounting screws. The other tie point may be soldered directly to the copper. This all but completes the mechanical work on the r.f. section, but before beginning the wiring you should drill a small hole in the chassis, near the terminals of C2, to accommodate the leads to that component.

All wiring is point-to-point, and the grounds can be soldered directly to the copper. To make some of the ground connections, the author used a semi-circular ground-lug strip which was supplied with the tube socket; it's not necessary to employ such a strip, however. All further connections to L2 and C1, incidentally, are made via leads soldered directly to the nuts of terminals 1 and 3. Leads A, B, C, and D are connected to the main chassis as shown in the two pictorials. Make leads A, B, and D 8" long; lead C should be about 3" long.

The r.f. section is mounted on the front panel of the main chassis by means of two studs spaced 1 $\frac{1}{2}$ " from the panel;



Unusual design of S-9'er is evident from schematic diagram. The r.f. amplifier (V1a) is tuned to two frequencies at once by dual capacitor C1. Cathode follower (V1b) provides isolation.

additional support is given by the insulated coupling between the shaft of *C1* and the tuning dial. After the r.f. section is mounted, connect the free ends of leads *A, B, C*, and *D*. Then drill a hole in the front panel to line up with *C2*'s shaft (use a piece of paper to catch any metal shavings which might fall onto the sub-chassis). Attach an extension to the shaft to bring it out through the front panel, and install a pointer knob.

The last item to be put together is the variable antenna coupling. Drill a $\frac{3}{8}$ " hole, positioned symmetrically with respect to the hole for *C2*'s shaft, on the other side of the tuning dial. Install a $\frac{1}{4}$ " shaft bushing in the hole, then cut a $2\frac{1}{2}$ " length of $\frac{1}{4}$ " Bakelite rod. Three holes for #4 screws should be drilled in the rod—the first is located $\frac{1}{8}$ " from an end; the second, $\frac{1}{2}$ " further in; and the third, 1" in from the other end. Cut coil *L1* from B&W Miniductor stock, making the leads about $1\frac{3}{4}$ " long, and slide a $\frac{3}{4}$ " length of spaghetti over each lead. The lead ends are secured under #4 sheet-metal screws installed in the first two holes; about $\frac{3}{8}$ " of each lead is left protruding for use in making connections to the coil.

Run a $\frac{1}{4}$ -40 nut up to the head of a $\frac{1}{4}$ -40 x $\frac{1}{2}$ " screw and insert the screw through the remaining hole. This screw is secured in place with another $\frac{1}{4}$ -40 nut, and a $\frac{3}{8}$ " grommet is slipped over the undrilled end of the shaft. Slide the same shaft-end through the bushing in the panel; push it in so that the grommet is slightly compressed between the screw and the bushing, and install a pointer knob on the shaft.

The leads of coil *L1* are bent so that the coil penetrates a turn or two into *L2* at the maximum coupling position; the plastic structural bars of both *L1* and *L2* may have to be filed down a bit in order to make this possible. Be sure that the coils do not short together at any point in the adjustment range. Solder leads to each of the coil wires, running one to *SI* and the other to a ground lug secured under one of the tuning dial nuts. Make a final check of all the connections, and you're ready to try out the S-9'er.


Adjustment and Operation. Attach your antenna, receiver antenna terminal, and ground to the input and output jacks of the S-9'er (see schematic); be sure to
(Continued on page 100)

Introducing **AUNT MINNIE &**



*... an electronic genie
devised by an audiophile
to simplify switching in
a component hi-fi system*

By **BASIL BARBEE**, W5FPJ



Switchless control unit contains minimum of parts.

EVERYONE who assembles a "music wall" runs into the problem of too many switches—often, as many as three power switches must be turned on to place the system in operation. And the more switches, the more confusion there is for other members of the household, sometimes even for the owner himself.

Besides being a nuisance, this multiple switching chore has a couple of other drawbacks. Suppose your Aunt Minnie (or whoever) comes along and wants to play the "radio." Being accustomed to a table-model set with two knobs, she turns on the tuner and waits; turns the volume or loudness control wide open; discovers the amplifier's power switch; if the pre-amp has a separate switch, she presently locates that and turns it on; fiddles with the function switch, and eventually finds the right position. But (you guessed it!) before she can "rediscover" the volume control, a speaker or two and some glassware have been damaged!

Another serious drawback of most stereo/hi-fi setups is the necessity of remembering to turn off the amplifier after the automatic record changer has shut off. The wiring can be arranged so that the changer automatically turns the amplifier on and off, of course. But this makes an "override" switch necessary in

order to use the amplifier with the tape deck or tuners, so the situation is hardly any better than before.

Switchless Control. The "Aunt Minnie" switchless control unit pictured here overcomes all these difficulties in a unique, simple, and inexpensive fashion. As you can see from the photos, the device looks like little more than a series of receptacles mounted on a chassis, which, in a sense, is what it is.

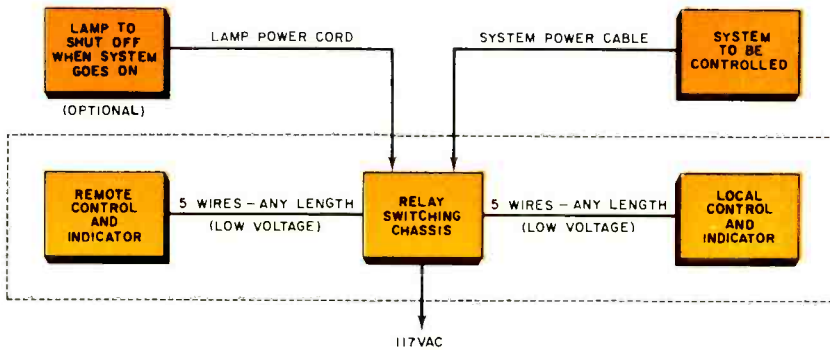

Here's how it works. As shown in the schematic diagram, we have a saturable

(Continued on page 54)

UNCLE TIM

... a remote control device that enables you to turn your hi-fi/stereo system on and off almost anywhere

By ALEXANDER ROSNER



Block diagram of typical installation employing the "Uncle Tim" remote control device.

IN A GOOD MANY home hi-fi installations, it's often desirable to be able to turn the system on and off from several remote locations. For example, if extension speakers already exist in the bedroom, you may want to control the system from there. Again, if your hi-fi system is located in a basement rec room, a control switch in the living room might come in handy.

With this type of arrangement, means could be provided to turn the system on downstairs, turn it off on the main floor, turn it back on upstairs, and so forth. As you might suspect, this setup isn't limited to controlling a hi-fi or stereo system, since it can be used to switch any system or appliance on and off. In addition, a suitable pilot light can be installed at any or all control locations

to indicate when the system is on.

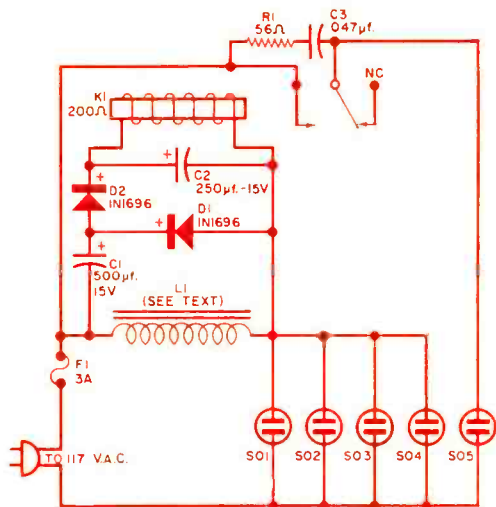
Because 117-volt line cords strung all over the house are dangerous, a two-station setup using low-voltage wiring and costing under \$20.00 was devised—see photo above. The "active" components are a latching relay which does the switching, a step-down transformer which supplies the necessary voltage, two toggle switches to facilitate control, and two pilot light indicators.

Almost any latching relay will be suitable, and the necessary relay control voltage can be obtained from a 6.3- or 25.2-volt filament transformer, depending on whether a 6- or 24-volt relay is used. Since the contact rating of the relay limits the current that can be switched, spare poles and associated contacts

(Continued on page 55)

AUNT MINNIE

CONTINUED



PARTS LIST

- C1—500- μ f., 15-volt electrolytic capacitor
- C2—250- μ f., 15-volt electrolytic capacitor
- D1, D2—1N1696 silicon rectifier
- F1—3-amp., "Slo-Blo" fuse (Littlefuse 313000, 3AG series or equivalent)
- K1—200-ohm, 10-ma., s.p.d.t., d.c. relay (Sigma 4F-200-S/SIL or equivalent)
- L1—90 turns of No. 20 enameled wire, close-wound on old 4-watt output transformer core, gap removed
- SO1, SO2, SO3, SO4, SO5—2-pole female a.c. socket (Amphenol 61F or equivalent)
- 1—2" x 9" x 7" aluminum chassis (Bud AC-406 or equivalent)

Additional Parts for "Heavy-Drain" Version

- F1—5-amp. "Slo-Blo" fuse (Littlefuse 313000, 3AG series or equivalent)
- L1—22 turns of No. 18 enameled wire (terminals 1 and 2); 53 turns of No. 22 enameled wire (terminals 2 and 3); 82 turns of No. 24 enameled wire (terminals 3 and 4); same core as for standard version

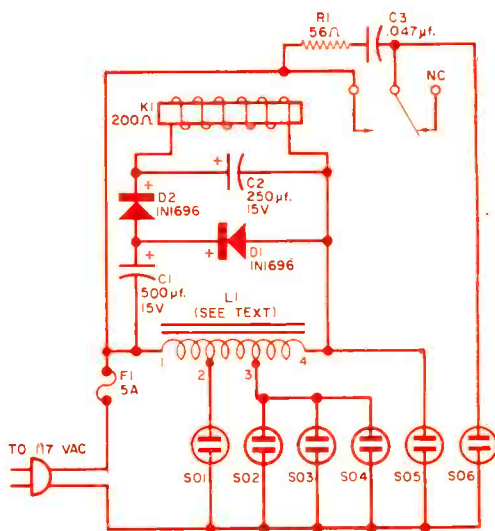
reactor, *L1*, which is connected in series with the power line to a group of receptacles, *SO1* through *SO4*. All "components"—record players, tape decks, tuners, and so on—are plugged into these receptacles. If required, additional receptacles can be connected in parallel without limit, since only one unit will normally be turned on at a time.

When any player or tuner is turned on with its own switch, the current it draws

will produce a slight a.c. voltage drop across *L1*. This voltage is rectified and doubled by the half-wave voltage-doubler/rectifier *C1/D1* and *C2/D2* to actuate d.c. relay *K1*. The relay, in turn, applies power from the line to receptacle *SO5*, into which the power amplifier and preamplifier (if any) are plugged. An arc suppressor, consisting of *R1* and *C3*, prevents a loud "pop" from occurring when the system is turned off.

Motors to Tuners. The smallest load required to actuate the relay is likely to be a 15-watt phono motor; the largest that can be handled safely is usually an AM/FM tuner rated at about 75 watts power consumption. A 15-watt phono motor, due to its low power-factor, actually draws about 40 volt-amperes, so that at 120 volts its current drain is 0.3 ampere; this current through *L1* produces

Standard "Aunt Minnie" (left) is easiest to build. "Heavy-drain" version (below) uses tapped inductor, wound on same type of core as in standard version.



a d.c. voltage at the relay coil of 5.3 volts. Since the relay will pull in at 3.5 volts, there is an adequate margin of dependability.

A 75-watt tuner, on the other hand, has a power-factor near unity. This means that its current will be about 0.63 ampere, causing a voltage of 7.2 volts d.c. to appear across the relay coil.

Thus, it can be seen that the voltage
(Continued on page 98)

UNCLE TIM

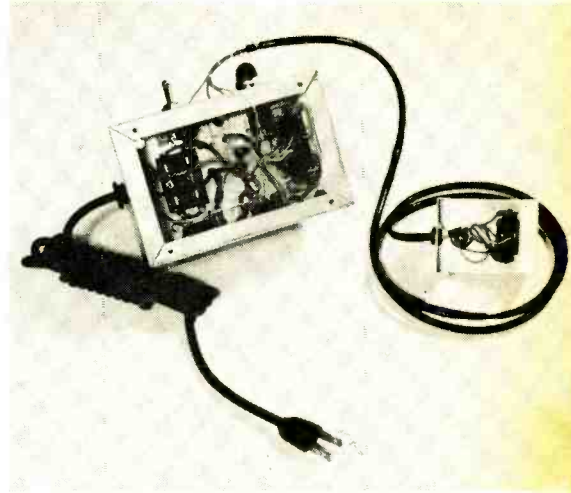
CONTINUED

should be ganged to provide a larger path. For instance, if contacts are rated at 3 amperes, then three ganged poles and contacts should permit 9-amp. switching. A fuse limits the current that can be drawn through the device and protects the relay contacts.

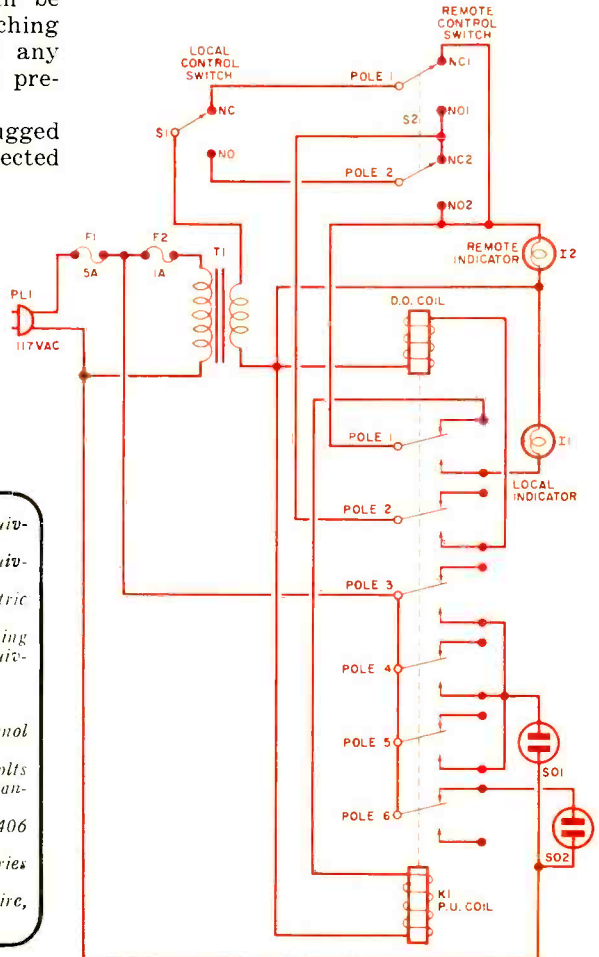
The unit is wired following the schematic and block diagrams. Placement of the components isn't critical, but a reasonable distance should be maintained between them for easy access during wiring. The remote control switch and indicator light can be mounted on any convenient panel or even in a wall. Similarly, the local control switch can be built right into the relay switching chassis or it can be mounted at any other convenient location—on the pre-amplifier, for instance.

The system to be switched is plugged into receptacle *SO1* which is connected to three of the *NO* (normally open) contacts of relay *K1* (poles 3, 4, and 5 are tied together to allow greater current flow). With the relay in the position shown, receptacle *SO1* remains de-activated. When the relay closes, current will flow from the source through fuse *F1* and relay poles

(Continued on page 100)




Bottom view of "Uncle Tim" remote control unit (above) and schematic diagram (below).



PARTS LIST

- F1—5-amp. fuse (Littelfuse 3AG series or equivalent)
- F2—1-amp. fuse (Littelfuse 3AG series or equivalent)
- I1, I2—28-volt miniature lamp (General Electric 313, 1820, 1829, or equivalent)
- K1—6-pole, double-throw, 24-volt a.c. latching relay (Potter & Brumfield KB23AY or equivalent)
- S1—S.p.d.t. toggle switch
- S2—D.p.d.t. toggle switch
- SO1, SO2—2-pole female a.c. socket (Amphenol 61F or equivalent)
- T1—Filament transformer: primary, 117 volts a.c.; secondary, 25.2 volts @ 1.0 amp. (Stancor P6469 or equivalent)
- 1—2" x 9" x 7" aluminum chassis (Bud AC-406 or equivalent)
- 2—Pilot-light assemblies (Dialco 81-10X series or equivalent)
- Misc.—Terminal strips, line cord and plug, wire, solder, etc.



Milliwatt on 6

Tunnel diode transmitter affords opportunity to study and experiment with new techniques

AS A CIRCUIT ELEMENT, the tunnel diode opens up an entirely new approach to the design of amplifiers, oscillators, and other devices. Tunnel-diode circuits are very simple, and the many novel applications for tunnel diodes should be enticement enough for most experimenters. One such application—which should have special appeal to the ham experimenter—is in a crystal-controlled, 6-meter transmitter, complete with modulator.

The unit presented here consists of a handful of parts, delivers approximately 1 milliwatt, and should take about an hour to build. The only equipment required to put the transmitter into operation is a VOM and a receiver capable of tuning six meters—items which almost any ham is certain to have around the shack. Naturally, since this is a transmitter (albeit a very low powered one), only a duly licensed radio amateur can legally put it on the air.

Understanding Tunnel Diodes. Before we begin construction, let's review what makes a tunnel diode "tick."* Figure 1 illustrates the behavior of current as a function of applied voltage through an ordinary resistor and through a tunnel


diode. As the applied voltage across the resistor is increased, the current through it increases proportionately. Since this voltage/current curve is a straight line, we say that it is a *linear* function.

The tunnel diode, however, behaves in a peculiar fashion. Current through the diode increases as the applied voltage is increased, but only to the point I_p (peak current) on the curve. As the applied voltage continues to increase beyond this point, the current decreases and continues to do so until point I_v (valley current) is reached. A further increase past the I_v point reverses the process, and the current once again increases in proportion to the applied voltage.

The region between the peak current and the valley current is known as the *negative-resistance* region, and it is this negative-resistance phenomenon which gives rise to the application of the tunnel diode as an active circuit element. By applying the proper amount of bias voltage to a tunnel diode, it can be operated in the negative-resistance region and thereby made to function either as an oscillator or an amplifier.

The Transmitter Circuit. The circuit diagram of the 6-meter transmitter is shown in Fig. 2. Power for the circuit is provided by a 1.35-volt mercury battery, $B1$, and resistors $R2$ and $R3$ form a sim-

*The tunnel diode was first introduced to readers of POPULAR ELECTRONICS in an article by Donald L. Stoner, W6TNS, in September, 1960 (p. 52).



By **CHARLES CARINGELLA**
W6NJV

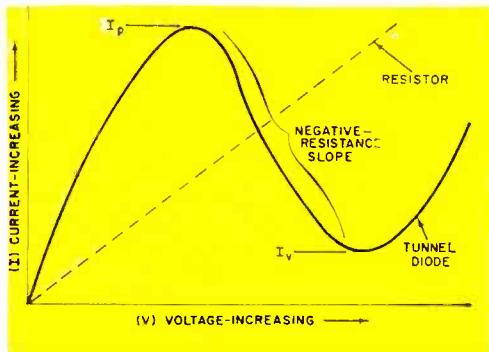
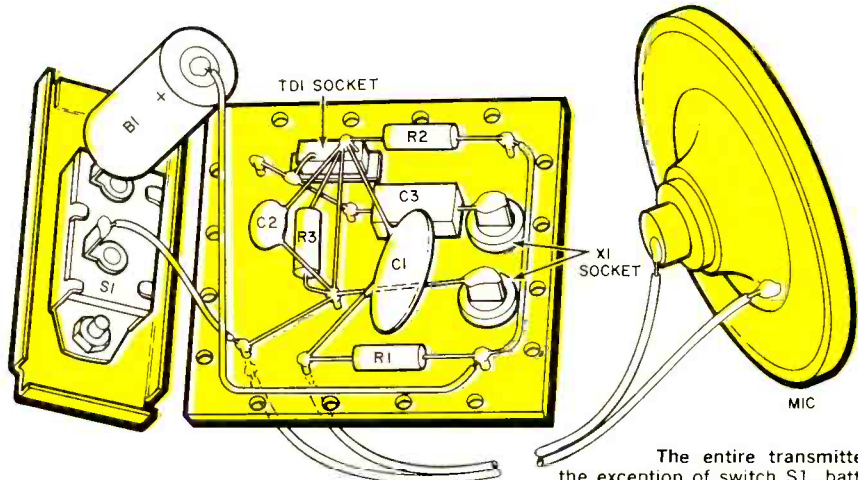


Fig. 1. Typical voltage-vs.-current curves for a resistor and for a tunnel diode. Negative resistance slope of tunnel-diode curve falls between points I_p (peak current) and I_v (valley current).



The entire transmitter, with the exception of switch S_1 , battery B_1 , and the mike is mounted on a 2" x 2" Vectorboard. For simplicity, only one end of chassis is shown.

PARTS LIST

- B_1 —1.35-volt mercury battery (Mallory RM-401R or equivalent)
- C_1 —2.2- μ f., 3-volt miniature ceramic disc capacitor (Sprague HV-150 or equivalent)
- C_2 —0.001- μ f. ceramic disc capacitor
- C_3 —33- μ f. silver mica or ceramic disc capacitor
- C_4 —7-45 μ f. ceramic trimmer capacitor (Eric TS-E or equivalent)
- L_1 —4 turns of #16 copper wire, 5/8" in diameter, 5/8" long
- L_2 —1 or 2 turns of hookup wire, 5/8" in diameter
- MIC—Carbon microphone, or element from telephone handset (available from most electronic surplus stores)
- R_1 —100-ohm, 1/2-watt resistor
- R_2 —1/2-watt resistor—see text
- R_3 —10-ohm, 1/2-watt resistor
- S_1 —S.p.s.t. slide switch
- TD1—1N653 or XA653 gallium arsenide tunnel diode (Texas Instruments or equivalent)
- X_1 —26-mc. or 52-mc. third-overtone crystal—see text
- Misc.—Crystal socket, transistor socket (for tunnel diode), small chassis and 2" x 2" section of perforated board (Vectorboard or equivalent), wire, solder, etc.

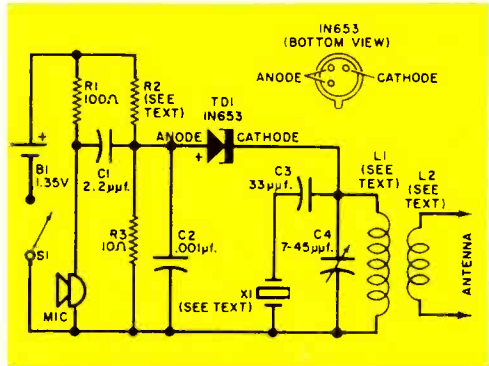



Fig. 2. Schematic diagram of tunnel-diode transmitter. Value of resistor R_2 is critical and must be determined experimentally, as explained in text.



Top view of completed transmitter. Although not shown here, coil L2 consists of one or two turns of ordinary hookup wire and couples the output of the transmitter to a suitable antenna.

ple voltage divider which sets the operating point of the tunnel diode in the negative-resistance region. Coil *L1* and capacitor *C4* form the tank circuit and resonate at the operating frequency. These components, along with the tunnel diode (*TD1*), constitute the basic oscillator circuit.

The addition of the crystal to the tank circuit stabilizes it in frequency and keeps the frequency-modulation component to a minimum when the oscillator is modulated; capacitor *C3* couples the crystal to the tank circuit. The modulator consists of resistor *R1* and a carbon microphone. Again, this combination is a simple voltage divider, since the carbon microphone is effectively a variable resistor (its resistance varies in accordance with the speech input).

The modulation voltage is impressed upon the d.c. bias by means of capacitor *C1*. Since the varying modulation voltage shifts the operating point of the tunnel diode accordingly, the power output is varied. The transmitter, then, is effectively amplitude-modulated.

Building the Transmitter. As shown in the photos, the transmitter is constructed on a 2" x 2" Vectorboard chassis. The tunnel diode is a three-lead device and will fit a standard transistor socket. Layout of the components isn't critical, but all leads should be kept as

short as possible. Needless to say, care should be taken to avoid overheating any of the components when soldering.

A 1N653 gallium arsenide tunnel diode, manufactured by Texas Instruments, was employed by the author, mainly because of its low cost. It is interchangeable with the XA653, which is a later designation for the 1N653. (The "XA" prefix denotes that the unit is for experimental purposes only.)

The crystal used in the author's model was a 26-mc. third-overtone type. The transmitter locked in very nicely on its second harmonic, which lies in the 6-meter amateur band. A third-overtone 52-mc. crystal was also tried on its fundamental operating frequency with equal success.

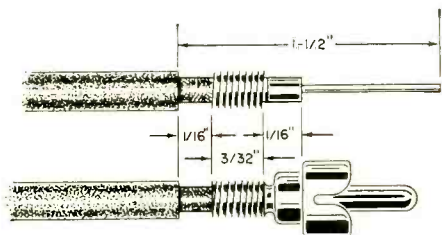
Setting It Up. The value of resistor *R2*, which sets the operating point for the tunnel diode, can be readily determined with a little experimentation. First, substitute a 100-ohm potentiometer for the fixed resistor, *R2*. Connect a VOM across resistor *R3*, and tune your receiver to the operating frequency in the 6-meter band. Make sure that the potentiometer is set for maximum resistance before proceeding with the test.

Next, apply power to the oscillator, and slowly turn the potentiometer while observing the voltage across *R3*. The operating point will be at approximately 0.2 volt, although this value will vary from diode to diode.

At a bias voltage of about 0.17 volt, a slight upward "kick" in voltage will be noticed. This indicates that the tunnel diode has gone into oscillation, and the signal should be audible in the receiver. Incidentally, you'll find the receiver extremely helpful in determining the most stable operating point, since the transmitter will break in and out of

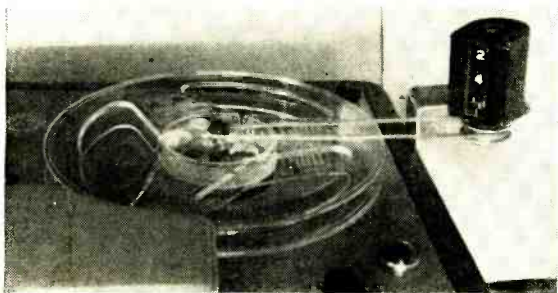
(Continued on page 106)

hi-fi HINTS



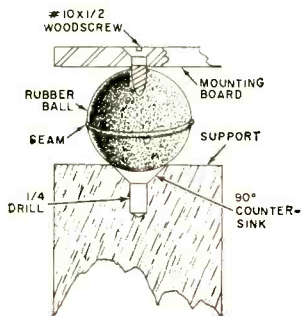
RELIABLE PHONO PLUGS

Coax antenna cable makes better phono cables than most of the flimsy stuff on the market. Try making your next set out of Amphenol Type RG-58A/U cable. First prepare the cable by stripping back the outer insulation $1\frac{1}{2}$ ". Clip off about $1\frac{1}{8}$ " of the braid and $1\frac{1}{16}$ " of the center insulation, and wrap five or six turns of #20 wire around the braid to prevent fraying. Then slip on the phono plug and solder the center conductor. Point the phono plug toward the floor and allow solder to flow around the wire wrapping so that it will be securely attached to the phono plug. Finally, cut off the excess solder from the center conductor and clean the soldered connections with solvent. —Paul Galluzzi




TAPE COUNTER

If your tape recorder lacks a counter, you can easily attach one without tearing up the insides of the recorder. Check the Radio Shack catalog for three- or five-digit counters (a three-digit counter, #H97L839, was listed in their catalog for 69 cents). Fabricate a simple bracket to mount the counter to the side of the recorder near the takeup reel. Then attach the counter to the hub of the takeup reel with a rubber band, and away you go. —Fred Blechman



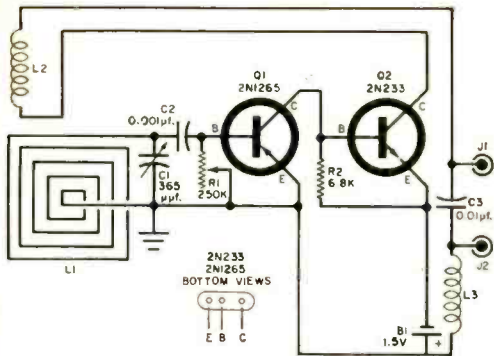
TURNTABLE MOUNTING

You can make your own shockproof turntable mounting with four dime-store rubber balls—look for very soft rubber balls with a diameter of about $1\frac{1}{4}$ ". Pierce the top of each ball with a sharp instrument and hold the ball in place by filling the screw threads with glue. Countersink small recesses in the turntable support— $\frac{3}{8}$ " deep will do nicely—being sure that they line up with the balls attached to the turntable board. Let the four balls rest in the countersunk holes, and your turntable will be vibration-proof. —Rudolf Bohm



PROTECTIVE COVERING

Your local hardware, building or lumber supply dealer can sell you Visqueen plastic film for protective storage of hi-fi, CB, or ham gear. This flexible plastic sheeting is only two or three cents per square foot and comes in various thicknesses (.004" being the most popular). It will also be useful as a transparent dust cover in many spots around the home. —George Cunningham



Schematic diagram of Junior's Portable. If set should fail to regenerate, reverse connections to L1.


Battery *B1* is wired into the circuit without a holder and is supported by its own leads. In the absence of a metal chassis, the frame of *C1* serves as a common ground point—a solder lug for this purpose is held in place by the same nut which secures *L2*'s angle bracket. The remainder of the wiring is quite straightforward and needs no further comment.

Operation. To use the receiver, first plug in the phones. Set capacitor *C1* about halfway out of mesh, adjust potentiometer *R1* until regeneration begins, and tune in a station. Then readjust *R1* for best results. If the circuit should fail to regenerate, reverse the connections to *L1*.

—30—

bracket. Attach the bracket to *C1* with a machine screw and nut, positioning it so that *L2* is as close as possible to loop antenna *L1*. The sockets for transistors *Q1* and *Q2* are installed on $\frac{3}{8}$ " x $\frac{3}{4}$ " strips of Lucite which are bolted to the panel through $\frac{1}{4}$ " spacers.

WORKSHOP TIPS



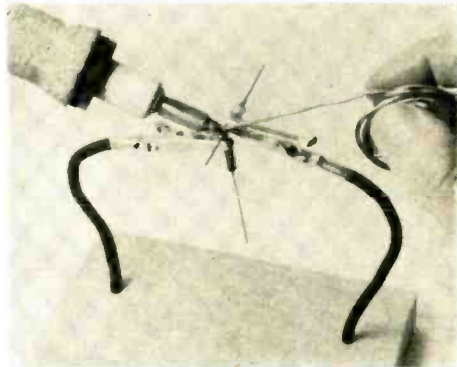
EASILY MADE FOOTSWITCH

It only takes a few minutes to make this economical and serviceable footswitch which has a variety of uses in the radio lab or workshop. The rubber housing makes it unbreakable and skidproof.

Drill or punch a hole in the beveled side of the doorstep to accept a push-button switch (Leviton, 3-amp., available at all electrical supply houses for about 25 cents). Use POSJ lamp cord to connect the switch to the device to be operated. Drill or punch a second hole in the back of the doorstep for the line cord exit.

Check your supplier for heavy-duty, momentary, or push-on/push-off switches. If you use a switch with exposed leads, cement a piece of "Non-Skid" to the bottom of the doorstep.

—Art Trauffer



UNIVERSAL HOLDER AND HEAT SINK

This simple gadget holds small radio parts together and leaves both hands free for soldering. The alligator clips serve as heat sinks when soldering transistors and diodes.


You'll need a 6" x 3" x $\frac{3}{4}$ " block of wood and two 5" lengths of plastic-covered #14 or #12 copper wire. To mount the wires in the base, bare their ends, drill a pair of holes, and push the wire ends firmly into the base. Then insert the free ends into the sleeves on the clips and clamp the sleeves shut.

—Carl Dunant

Cover Story

Think you'd like

- an inexpensive Burglar Alarm
- an invisible Mystery Switch
- a Doorbell that thinks



Then build the **SENSOR-MATIC**
—a one-tube capacity-operated relay

By HARTWELL M. HUGHES

HERE'S a neat little capacity-operated relay that operates from any 117-volt a.c. line. Easy as well as inexpensive to build, the "Sensor-Matic" may well make use of a few of the parts which have been "gathering dust" in your spare-parts box. In addition to operating the usual low-current devices, it will handle small motors and appliances drawing up to 5 amperes. And by substituting a heavy-duty relay for *K2*, even larger currents can be handled.

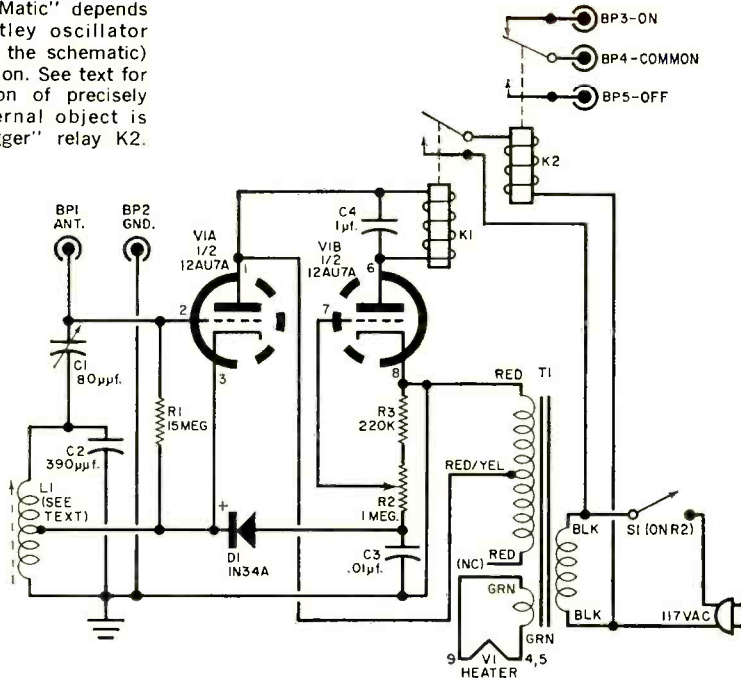
Parts placement and wiring aren't at all critical, and changes in layout will have little if any effect on operation. While the unit is relatively insensitive—the "intruder" must actually touch the door knob, window frame, floor mat, etc., to "trigger" the relay, this is not a serious drawback.

The "Sensor-Matic" is built on a 2" x 7" x 5" aluminum chassis, with tube *V1*, transformer *T1*, and binding posts *BP1* and *BP2* mounted on top. The 1-megohm potentiometer *R2* (the sensitivity control) and its associated switch (*S1*) are mounted on one side, and binding posts *BP3*, *BP4*, and *BP5* on one end. Oscillator coil *L1* consists of 60 turns of No. 26 enameled wire, wound on a CTC form (Cambridge Thermionic PLST-2C4L/H) and tapped at the 30th turn.

Setting It Up. To place the "Sensor-Matic" in operation, connect a length of wire or an aluminum or copper plate to *BP1*, and turn sensitivity control *R2* fully counterclockwise (this will put maximum resistance between the grid and cathode of *V1Lb*.)

Next, check to see if the oscillator is

The "Sensor-Matic" depends upon a Hartley oscillator (tube V1a in the schematic) for its operation. See text for an explanation of precisely how an external object is able to "trigger" relay K2.



PARTS LIST

BP1, BP2, BP3, BP4, BP5—Insulated binding post
 C1—5 - 80 μ f. trimmer capacitor (Allied Radio 60 H 341 or equivalent)
 C2—390- μ f. ceramic disc capacitor
 C3—0.01- μ f., 200-volt paper capacitor
 C4—1- μ f., 200-volt paper capacitor (see text)
 D1—1N34A diode
 K1—Plate relay; s.p.s.t., normally-open contacts; 4000-ohm coil (Advance SO/1C/4000D or SV/1C/3500D with normally closed contacts unused, or equivalent)
 K2—General-purpose relay; s.p.d.t. contacts, 117-volt a.c. coil (Guardian Series 200 or equivalent)
 L1—Oscillator coil (60 turns of #26 enameled

wire, tapped at 30th turn, close-wound on CTC form PLST-2C4L/H—Newark Electronics 40F3202 or equivalent)
 R1—15-megohm, $\frac{1}{2}$ -watt resistor
 R2—1-megohm potentiometer, linear taper
 R3—220,000-ohm, $\frac{1}{2}$ -watt resistor
 S1—S.p.s.t. rotary switch (on R2)
 T1—Power transformer; primary, 117 volts a.c.; secondaries, 6.3 volts @ 1.0 ampere, 250 volts CT @ 25 ma. (Stancor PS-8416 or equivalent)
 V1—12AU7-A tube
 1—2" x 7" x 5" aluminum chassis (Bud AC-402 or equivalent)
 Misc.—Knob for R2, line cord and plug, terminal strip, socket for V1, rubber grommets, wire, solder, hardware, etc.

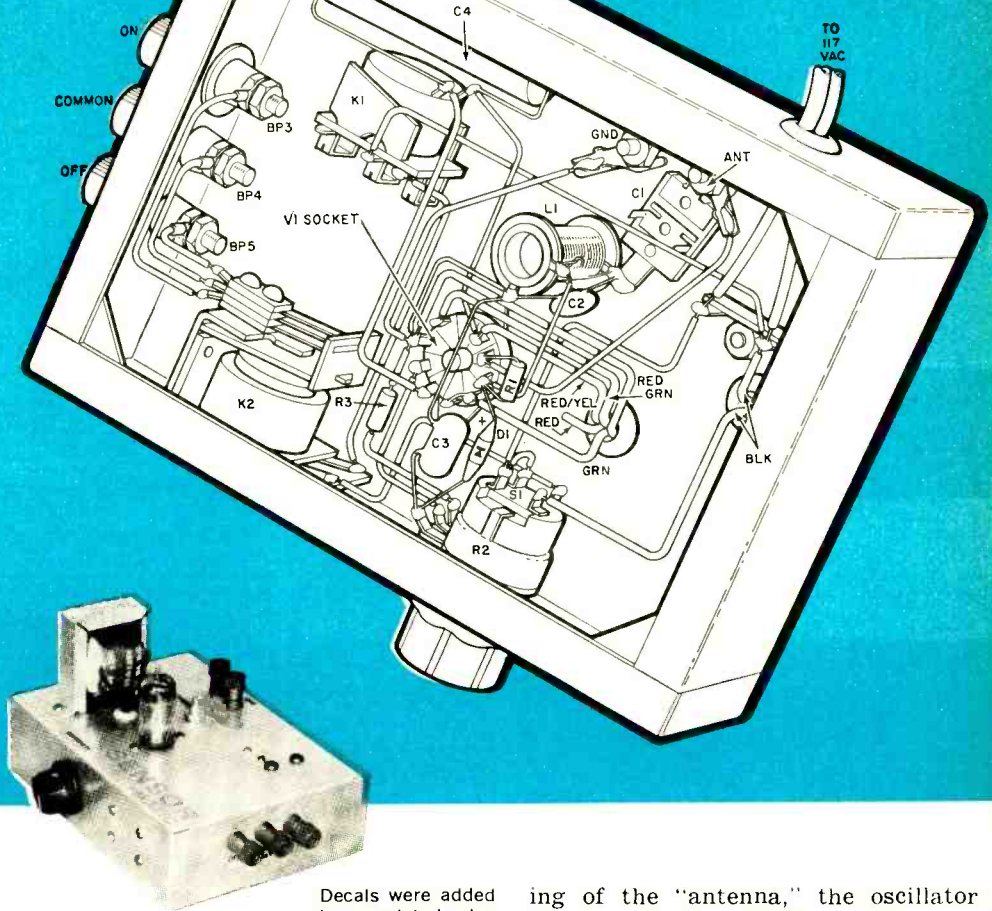
working by bringing a portable radio or the antenna lead from an ordinary broadcast set close to L1. You should pick up a "squeal" at about 1500 kc. with the slug turned approximately halfway into the form. If no "squeal" is heard, try adjusting capacitor C1. Actually, the setting of C1 is quite critical and optimum adjustment can only be reached by trial and error.

Once the oscillator is working properly, connect BP4 and BP5 in series with a

light bulb and the a.c. line, and bring your hand close to the antenna wire or plate. The bulb should light when your hand is near the "antenna" and go out when your hand is removed. Some further adjustment of C1 as well as R2 may be required: turning R2 clockwise increases the unit's sensitivity, while turning it counterclockwise decreases it.

About the Circuit. The capacity-operated relay incorporates a Hartley oscillator which is adjusted so that it just

Unit should be easy to wire with the aid of the pictorial diagram below. Note that only half the secondary of transformer T1 is used.



Decals were added to completed relay to identify binding posts and controls.

barely oscillates. The voltage appearing on the cathode of *V1a* is rectified by diode *D1*, filtered by capacitor *C3*, and applied to the grid of *V1b* through potentiometer *R2*. With the proper setting of *R2*, no plate current flows in *V1b*, there is no current through *K1*, the relay contacts are open, and no current can flow through *K2*. This results in an open circuit between *BP4* and *BP5*.

When an external object such as a human being changes the effective load-

ing of the "antenna," the oscillator is thrown out of oscillation. This removes the cutoff bias and causes the plate current to flow in *V1b*, which, in turn, closes the relay contacts and allows current to flow through *K2*. As a result, *BP4* and *BP5* will now constitute a closed circuit, and any device connected between them will be energized.

Capacitor *C4*, incidentally, prevents *K1* from "chattering." Since *K1* is a d.c. relay and its coil is in the plate circuit of *V1b* which operates from an a.c. rather than a d.c. supply, some smoothing is necessary. The optimum value for *C4* may vary from the 1 μ f. specified: if relay chatter is troublesome, other values should be substituted for *C4* until it is eliminated.

TRANSISTORIZED

This transistor-triggered B-C pack

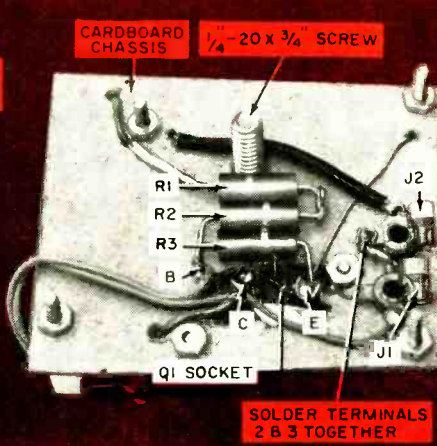



HAVE YOU EVER had a flash bulb misfire when shooting a "once-in-a-lifetime" picture? Flash-bulb failures are all too common, but you can stop them from happening by investing a few hours of your time and about five dollars of your cash in this simple transistorized "Power Flash" unit.

Why Flash Bulbs Don't Fire. By far the most common cause of misfiring is lack of current. Most of the older flash guns (and some of the inexpensive modern ones) were designed to fire bulbs by placing them in series, through the camera shutter contacts, with a pair of flashlight batteries. After batteries of this type have been used for a while, however, their internal resistance becomes high enough to make them undependable for delivering the large amounts of current needed to fire a flash bulb.

To overcome this problem, the battery-capacitor ("B-C") flash gun was developed. In these units, a capacitor is slowly charged to about 22 volts, then sud-

Top view of completed Power Flash is shown below, left. Underside, with protective cover removed, is shown below, right. The four small screws near the edges of the cardboard (see underside) hold the cover in place. Construction is extremely simple, but be sure to observe polarities of B1 and C1.



POWER FLASH

By **JIM KYLE**, K5JKX/6

makes flash bulbs fire every time

denly discharged through the flash bulb when the camera shutter is tripped. Plenty of firing current is assured, even with weak batteries. Just as in the straight battery system, however, all of this current must pass through the delicate shutter contacts. These contacts frequently become pitted after a little use, develop a high resistance, and operate erratically.

The Power Flash described here com-

bins a "B-C" unit with a transistorized electronic switch. All of the firing current passes through the transistor, and only about 1/100 of an ampere of control current passes through the shutter contacts. With this device, you can fire up to five flash bulbs at once through 100 feet of extension cord. The author tested it with a shutter which refused to fire a conventional flash gun at even the slowest speeds and was able to obtain perfect synchronization at 1/500 of a second.

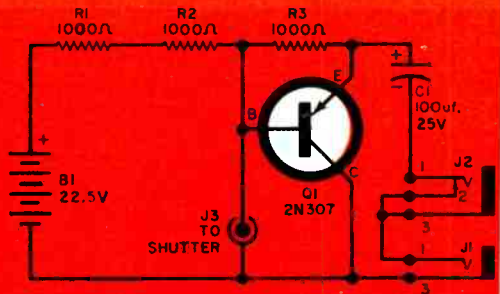
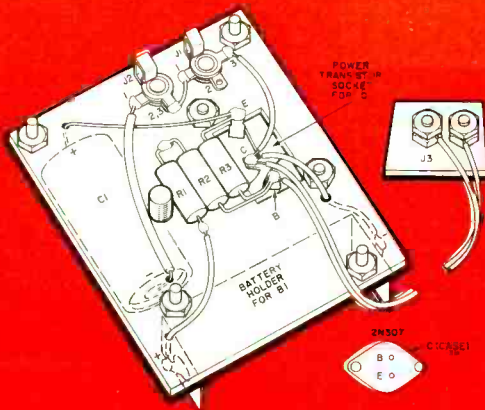
About the Circuit. The shutter's synchronizing mechanism is connected to the Power Flash unit via jack *J3*. When the shutter contacts are open, the base of transistor *Q1* receives a positive bias through resistors *R1* and *R2*. The bias prevents current flow between the emitter and collector of the transistor. In this case, *Q1* is essentially out of the circuit and capacitor *C1* receives a charge through resistors *R1*, *R2*, and *R3*, and the flash bulb connected at jack *J1*. An additional bulb can be connected, if de-

PARTS LIST

- B1*—Miniature 22½-volt battery (Burgess *U15* or equivalent)
- C1*—100-μf., 25-volt electrolytic capacitor
- J1*—Open-circuit phone jack, subminiature type (Switchcraft 41 or equivalent)
- J2*—Closed-circuit phone jack, subminiature type (Switchcraft 42A or equivalent)
- J3*—Accessory shoe contact (see text)
- Q1*—2N307 transistor
- R1*, *R2*, *R3*—1000-ohm, ½-watt resistor
- I*—Battery holder (Keystone 177, or equivalent)
- Misc.—Perforated board or drafting cardboard, transistor socket—if used, plugs for *J1* and *J2*, hardware, etc.

It's not too much work to wire the Power Flash, as you can see from the pictorial diagram. Extra flash-gun jack can be added, if desired, to left of *J2*.

Schematic diagram of transistorized Power Flash. Transistor *Q1* is wired as electronic switch, controlling discharge of *C1* through flash-bulb circuit.



sired, at jack *J2*—but if only one bulb is used, *J2*'s self-shorting contacts remain closed to complete the circuit.

During the charging, not enough current passes through the bulb, or bulbs, to cause firing. When the shutter contacts close, however, *Q1*'s base is placed at collector potential, reducing the resistance between the emitter and collector to less than an ohm. Capacitor *C1* then discharges through the transistor, firing the bulb, or bulbs. The current through the shutter contacts, though, is never more than about 11 ma.

No *on-off* switch is included since, with no flash bulb connected, the only drain on battery *B1* is *Q1*'s base bias current—something less than 10 microamperes. It's possible, incidentally, to connect one more flash-bulb jack in series with *J1* and *J2*. Make sure that this jack, like *J2*, is of the closed-circuit type so that, if it isn't being used, the circuit will be complete. If only one flash bulb is employed, of course, it should be connected at *J1*.

Construction. To keep down both weight and cost, the author built the unit on a chassis made by sandwiching together two 2½" x 3" pieces of heavy drafting cardboard. You might, if you prefer, use sections of perforated phenolic board instead.

Capacitor *C1*, the battery holder, jacks *J1* and *J2*, and transistor *Q1* are mounted on one side of one of the cardboard pieces. Though a transistor socket was used by the author, it's not really necessary. Resistors *R1*, *R2*, and *R3* are installed on the other side, where all of the wiring is carried out.

The second cardboard piece, fastened to the first with four sets of 4-40 screws

and nuts, serves to cover the wiring. A small section is cut out of it to allow clearance for the two jacks; and extra nuts on the fastening screws, located between the two pieces, act as spacers.

A short length of zip cord serves to connect the Power Flash to the camera. On the author's camera, the shutter terminals were located inside the accessory shoe. A small square of cardboard, of the proper dimensions to slide into the shoe, was cut out and two ¼-40 screws were mounted on it. The screws were spaced so that their heads would contact the terminals, and the two leads from the zip cord were attached under the nuts on the other side of the cardboard. Your camera may be fitted with a small coaxial jack instead of accessory shoe terminals; if so, pick up a plug to match it at your local camera store.

If you're not planning to mount your camera on a tripod while taking flash pictures, you can fasten the Power Flash to the camera's tripod socket with a ¼"-20 x ¾" screw as the author did. If you prefer not to tie up the tripod socket, an alternate mounting method can easily be worked out.

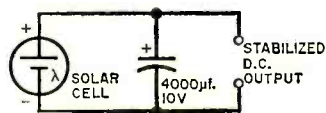
Operation. Just connect the Power Flash unit to your camera, install the battery (being careful to observe the proper polarity), and plug your flash gun into *J1*. The flash gun, of course, should be of the extension type—such as the "Accura Extension Flash" or the "B-C Pocket Flash Extension." It should have no batteries or circuitry of its own.

After a bulb is inserted in the flash-gun socket, capacitor *C1* charges within half a second and the unit is ready for use. —30—

CAPACITOR STABILIZES SOLAR CELL

If you're using energy from the sun to power a piece of apparatus, here's a way to keep your solar cell's voltage output more constant. Just connect, in parallel with the cell, a 4000- μ f., 10-volt electrolytic capacitor (Mallory 1040A or equivalent). During periods of illumination, the large capacitor charges to the cell's output voltage. Then, if the light is dimmed (by a cloud passing in front of the sun, for instance), the capacitor slowly discharges through the circuit, maintaining the output voltage near the original level. Don't try

to use this idea with miniaturized equipment, though: the Mallory capacitor specified measures 1 7/16" x 3 3/8", and the dimensions of equivalent capacitors will be about the same. When connecting the capacitor, be sure to observe the proper polarity. —Rufus P. Turner



DX'ing the Broadcast Band

By C. M. STANBURY II

Tips for tuning in on distant stations
in the exciting land of BCB DX

TUNE SHORT WAVE and listen in on the world," runs the decades-old slogan of the SWL. And while there's much truth in this slogan (thousands of avid DX'ers and SWL's find the short-wave bands a source of endless pleasure), keep this fact in mind: regional politics, local emergencies, even the really intensive propaganda campaigns make use of the *broadcast band* as their primary media.

It is, in fact, the local stations operating on the broadcast band which play the leading role in reporting much that is going on in the world. And for the DX'er, these stations represent an even better source of first-hand news than the short-wave bands—provided, of course, that you can hear them.

Ringside Seats. For any skeptical SWL's we may have on hand, let's take a specific example—the article "Castro's Radio Voice" which was in the March, 1961 issue of *POPULAR ELECTRONICS* and described Cuban Station CMBN. Before press time, the general public outside Cuba hardly knew that *La Voz del INRA* was on the air. But broadcast-band DX'ers—BCB'ers, as they are popularly called—knew it was on with power to spare. In fact, CMBN had "bossed" the 1160-kc. spot in the Eastern U.S. for months.

Then there was Earl Long, fabulous or notorious (take your pick) Louisiana politician, descendant of Huey Long. During Earl's last and wildest campaign,

his voice could be heard first-hand throughout North America via "clear-channel" Station WWL in New Orleans.

That summer, many a BCB DX'er stopped dial-twisting to listen spell-bound on the 870-kc. spot. Governor Long had won a lunacy court fight and was running in the Democratic primary for Lieutenant Governor, since the



Disc jockey Jack Lazare holds down the midnight to 6 a.m. spot on New York's WINS. Although not a clear-channel station, WINS is heard widely throughout the U.S. on 1010 kc.



Another nighttime disc jockey BCB DX'ers often pick up is WCBS's Bob Hall of the "Music 'Til Dawn" show. Bob is on hand during the "wee hours" every morning except Sunday on 880 kc.

Louisiana constitution prevents a governor from succeeding himself. As it happened, Long lost this one, but in 1960 he was nominated for the U. S. House of Representatives just before his sudden death. Needless to say, BCB DX'ers enjoyed a ringside seat.

"Border" Stations. Current and even more "fascinating" listening are the Mexican "border" stations. Granddaddy of these was XER, founded in 1930 by John R. "Doc" Brinkley of the infamous "goat-gland" fraud. Located at Villa Acuna just across the Rio Grande from Del Rio, Texas, XER broadcasted almost entirely in English and for a United States audience—yet it was beyond the jurisdiction of the Federal Communications Commission.

Station XER subsequently became XERA, only to be torn down by the Mexican army in 1941—partly because of its Nazi sympathies. But on February 4, 1947, it went back on the air again

as XERF, operated by former Brinkley associates.

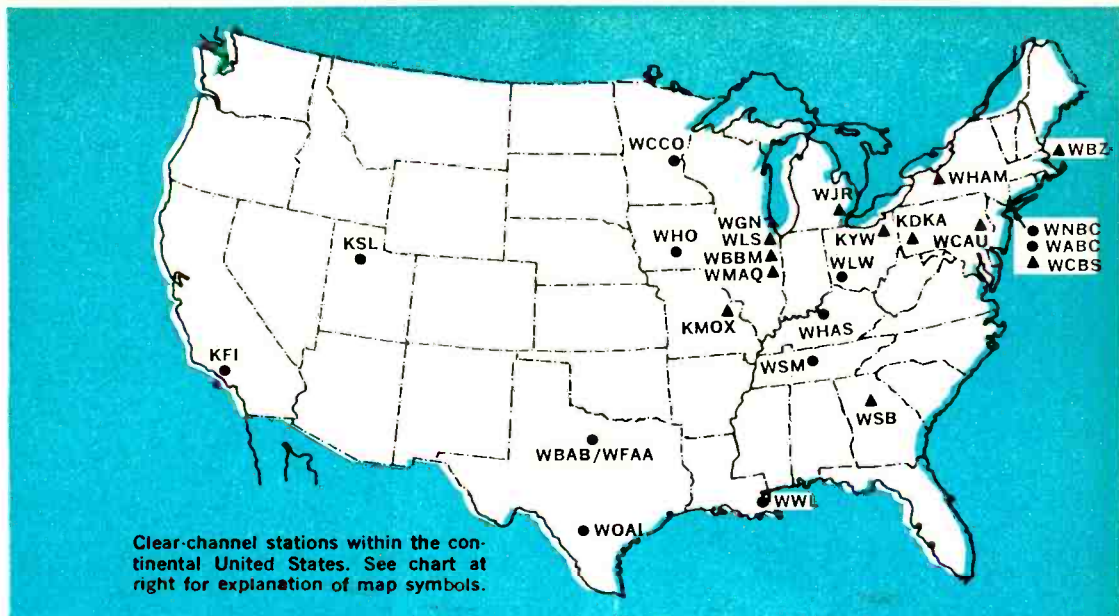
In addition to XERF (1570 kc.), the major "border" stations on the air now are XEG, Monterrey, on 1050 kc.—the old XER spot, and XERB (1090 kc.) at Rosarito Beach, Lower California. Bread and butter for these stations are blood-and-thunder evangelists and faith healers—one of the most "colorful" faith healers being J. C. Bishop, who began his radio career as the Lonesome Cowboy singer on Brinkley's XER. While some of the programs on these stations are entirely "religious" in purpose, others reflect various hidden "political" influences—with the notable exception of communism. All make for exciting listening!

Tricks of the Trade. Before you can explore America's hidden corners via the broadcast band, you'll have to know what makes BCB DX tick. First, you'll probably have to change your DX'ing methods.

Most DX'ers log as many stations as possible in order to build up an impressive QSL collection. While fascinating and rewarding, this form of DX'ing doesn't yield much insight into distant areas. The most interesting DX listening requires extensive monitoring of only a few stations at a time. (For example, in gathering data on Castro's propaganda machine, the author spent many hours listening to CMBN while constantly bucking QRM from *Radio Swan*. Later, he began a painstaking track-down of other Cuban channels.)

Obviously, such an approach will require all your DX'ing skill. For a QSL, a distant station need only be heard for a few minutes. But to "DX'plore" will take *at least* an evening or maybe a session in the early a.m., say from 2:00 a.m. until 5:00 a.m. or so when the stations in your locality begin to sign on. Where there is QRM, you will have to patch bits and pieces into a whole picture.

During the day, it's seldom possible to hear more than semi-local stations. But as soon as the sun sets, the broadcast band comes alive, and many stations throughout the country appear on your dial. In fact, if you were to leave your receiver at one frequency, you might well hear stations come and go



all evening! When one station fades out, another one, perhaps a thousand miles away, often takes its place.

For the beginning BCB DX'er, a list of clear-channel stations has been included. These are the "giants" of the broadcast band, and have been given nighttime control of a group of frequencies in order to provide radio service for rural areas having no local stations. Among this group are such well-known stations as WLW (Cincinnati), WWL (New Orleans and KSL (Salt Lake City). Because of their clear channels and the fact that these stations operate at maximum power (50,000 watts), they are usually easy DX catches.

Your Receiver. Almost any AM receiver you might have around the house will be suitable for BCB DX'ing and is capable of picking up many of the clear-channel stations, including powerful "border" stations. After you've gained a little BCB experience, you'll no doubt pick up other, lower-powered stations in many less populous areas, especially in the early a.m. hours.

However, you'll soon discover major defects in ordinary BCB receivers. Not only is the sensitivity often poor, but the selectivity and signal-to-noise ratio leave much to be desired. The remedy, of course, is to use a communications

U.S. CLEAR-CHANNEL STATIONS

Key ●

Call-Sign	Location	Frequency (kc.)
KFI	Los Angeles, Calif.	640
WSM	Nashville, Tenn.	650
WNBC	New York, N.Y.	660
WLW	Cincinnati, Ohio	700
WABC	New York, N.Y.	770
WBAB/WFAA	Fort Worth/Dallas, Tex.	820
WCCO	Minneapolis, Minn.	830
WHAS	Louisville, Ky.	840
WWL	New Orleans, La.	870
WHO	Des Moines, Iowa	1040
KSL	Salt Lake City, Utah	1160
WOAI	San Antonio, Tex.	1200

Stations Subject To Shared Operation

Key ▲

Call-Sign	Location	Frequency (kc.)
WMAQ	Chicago, Ill.	670
WGN	Chicago, Ill.	720
WSB	Atlanta, Ga.	750
WJR	Detroit, Mich.	760
WBBM	Chicago, Ill.	780
WCBS	New York, N.Y.	880
WLS	Chicago, Ill.	890
KDKA	Pittsburgh, Pa.	1020
WBZ	Boston, Mass.	1030
KYW	Cleveland, Ohio	1100
KMOX	St. Louis, Mo.	1120
WHAM	Rochester, N.Y.	1180
WCAU	Philadelphia, Pa.	1210


receiver or one approaching communications standards.

To boost overall sensitivity, the important thing is to have a good outdoor
(Continued on page 93)

Magnetic Phenomena Quiz


Neither magnets nor magnetism are mysteries to the experimenter. But this quiz will test your knowledge of the basic principles of magnetic phenomena. Mark each statement "True" or "False" and check your answers with those on page 97.

By ROBERT P. BALIN



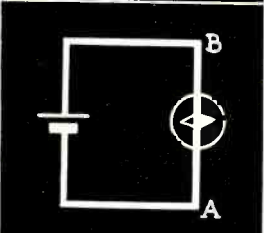
1 The north pole of a compass points to the earth's north magnetic pole.

TRUE FALSE




2 If the separation between two unlike magnetic poles is reduced by half, the attraction between them will become four times as great.

TRUE FALSE




3 If a compass is placed beneath a wire passing electrons from A to B, its north pole will point to the right.

TRUE FALSE




4 Bar magnets should be stored by placing them so that like poles are side by side.

TRUE FALSE



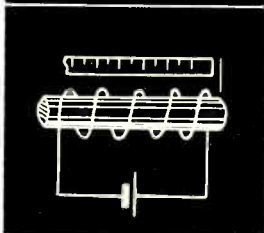
5 There is no insulator for magnetic fields. Some metals simply offer more resistance to magnetism than others.

TRUE FALSE



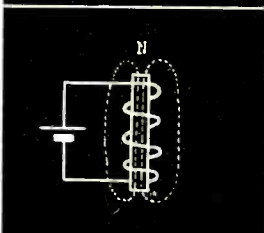
6 A "D-ring" is usually found on d.c. electromagnetic relay coils.

TRUE FALSE



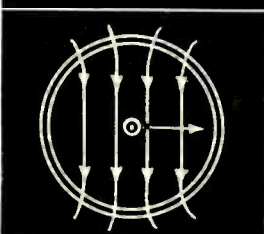
7 When a nickel-iron rod is magnetized, it will grow shorter in length.

TRUE FALSE




8 The electromagnet shown here will have its north pole located at the top of the coil.

TRUE FALSE



9 An electron passing through the deflection yoke magnetic field and out of the page will be deflected to the right.

TRUE FALSE



10 A "keeper" is placed across the poles of a horseshoe magnet to prevent the magnet's field from passing through nearby ferrous objects.

TRUE FALSE

On the Citizens Band



with **DICK STRIPPEL**, 2W1452
CB Editor

YOUR CB Editor recently had the pleasure of receiving an honorary membership in the Confederate Citizens Band Corps, as you can see from the handsome certificate at right. Located in Shelby, North Carolina, this new Corps already has members in most of the 50 states, and is dedicated to the betterment of the Citizens Radio Service. The Corps' emblem, shown in black and white directly at right, is actually a striking blue, red and gold combination.



The specific aims of this organization are to help promote Citizens Band clubs in every city; to foster a national calling channel, emergency channels, and other needed services; and to work out a Citizens Band annex to the National Civil Defense communications plan. Honorary memberships have also been presented by the Corps to both the publisher and editor of **POPULAR ELECTRONICS**, Messrs. Phillip T. Heffernan and Oliver P. Ferrell, respectively, and are very much appreciated.

Conelrad Compliance. On a recent visit to the 11-20 of a CB'er who shall remain nameless, for reasons which will become obvious, we casually asked how he complied with Conelrad regulations. His answer was a blunt, "Conelrad? What's that?"

Fortunately for this particular CB'er, he did know that he was supposed to cease transmissions immediately when an alert was announced over the radio. He was also fortunate in having a teenage daughter who, while at home, continuously "monitored" the local radio station. At least he would be aware of a Conelrad alert if one took place—but his

THE CONFEDERATE CITIZENS BAND CORPS



To all who shall see these presents, greeting:

Be it known that in recognition of his having manifested an unusually high regard for improved citizen band communication and help to his fellow man.

DICK STRIPPEL

is, as of this date, hereby appointed member in the
Confederate Citizens Band Corps

This member will, by virtue of this appointment, therefore, be obliged to carefully and diligently discharge the duties of the office to which appointed by doing and performing in accordance with all FCC rules and supporting our National Goals to make Citizens Band a pleasure for everyone to use.

As evidence of his good faith in accepting this appointment the member named herein will continue to observe our national calling channel, our emergency channel, our business channels for business, cooperate with all citizen band users, cooperate with and support local and other national clubs and work to the general overall betterment of citizen band users.

As president of this corps I strictly charge all members of the corps to under such conditions as are also a member of this distinguished organization.

Done at the City of Shelby, North Carolina in the heart of
Dine this 17th day of November in the year

Our Thousand Nine Hundred and Sixty One

Charter Member

J. H. Child
President



method is definitely not what the FCC has in mind.

The rules and regulations governing CB are quite clear in stating that each CB licensee shall comply fully with Conelrad regulations, and the CB rules include the necessary references to the Conelrad regulations.

The word "Conelrad" stands for *Control of Electromagnetic Radiation*. It is a plan whereby, in the event of a regional or national emergency, all stations—AM, FM, TV, commercial, amateur and CB—are required to cease transmitting immediately. Then certain selected stations, operating at low power

on the AM frequencies of 640 and 1240 kc., will broadcast official messages in a "round robin" technique designed to confuse any radio direction-finding gear.

There are numerous ways in which you, as a CB licensee, can tell when a Conelrad alert is in force. The simplest way is to tune in any AM, FM or TV station to determine whether it is operating normally. Then, while operating your CB rig, you continue monitoring the radio or TV station to make certain its broadcasts are not interrupted by Conelrad.

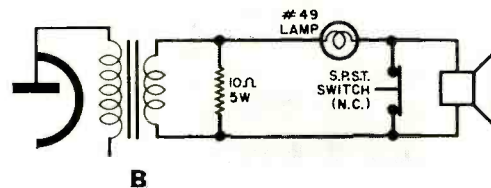
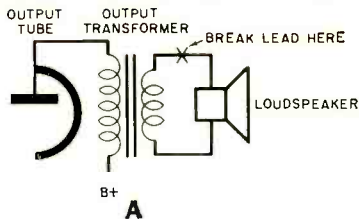
This method poses some restrictions, since the FCC takes a very dim view of any station "re-broadcasting" the program material of another station—which would be the case if your "monitor" receiver were located within earshot (or should we say mikeshot?) of your CB rig. A good way to avoid such "re-broadcasting" is to have someone in an adjoining room listening to the radio or watching TV while you operate—someone who is under instructions to inform you when a Conelrad alert begins.

Other, more electronic, means have been devised too. A number of manufacturers have units that attach to ordinary a.c.-d.c. radios and will light a lamp, ring a bell, or automatically cut off transmitter power when a local station stops broadcasting. Prior to actually stopping broadcasts, certain "key" stations transmit a series of tones to warn other stations, and some Conelrad "detection" devices will respond only to these tones.

The FCC does not prescribe how a CB licensee should determine when a Conelrad alert is in progress, but it is quite specific in stating that some fail-proof method must be used.

Tech Notes. While we're on the topic of Conelrad regulation compliance, here's a simple monitor you can build into a standard a.c.-d.c. broadcast receiver. If you do not already have an extra receiver in the vicinity of your 11-20, you can buy one—any four- or five-tube superhet will be suitable. If you do a little shopping around, you should be able to pick one up for less than \$15.00.

After you have determined that the set is capable of ear-splitting volume on a local station, obtain the following parts from your regular distributor: a 10-ohm, 5-watt resistor; a s.p.s.t., normally-closed



push-button switch; a #49 panel lamp and a suitable lamp mount with a lens-type glass jewel, preferably green.

For a really professional job, mount the lamp and switch on the front panel of the broadcast set, wiring them—together with the resistor—to the loudspeaker of the radio.

In the diagram above, a typical a.c.-d.c. broadcast receiver output stage is shown in *A*, and *x* marks the spot where the original wiring should be broken. The added components appear in *B* in the gray area.

To operate your Conelrad monitor, first plug the set into a power outlet and turn it on. Depress the push-button switch and tune in a powerful local station (which is not on 640 or 1240 kc.). Then release the switch and turn up the volume control to the point where the lamp flickers and glows brightly. The audio voltage from the set causes the lamp to light; at full brightness, it represents about .12 watt of audio power—easily obtained from any standard type set.

To provide a "fail-safe" feature for your monitor, simply consult the pilot lamp already in the set. If it's on, but the green lamp isn't flickering or glowing, you know that either the station is off the air or the green lamp is defective. (If your set doesn't have a pilot lamp, you can install one by wiring in a #47 lamp, using long insulated leads, across pins 4 and 6 of a 35W4 rectifier or pins 2 and 3 of a 35Z5, and mounting the lamp behind a red lens.)

If both lamps fail to light, your moni-

(Continued on page 107)



Across the Ham Bands

By
HERB S. BRIER

W9EGQ

HOW TO GET MORE QSO'S PER CQ

DO YOU EVER have days when you can't make a contact no matter what you do, while the other hams on the band seem to be working everything under the sun? You call and call, you retune your transmitter, you check to make sure your antenna hasn't fallen down, and you call some more, still with no reply. At long last, you do make a contact and get an extra-fine signal report! This kind of thing probably happens to all of us, whether we are Novices operating in the low-frequency c.w. bands, Technicians operating in the v.h.f. bands, or General Class high-power DX chasers. The big question is . . . why?

A plausible-sounding explanation advanced by some hams is that, in some mysterious manner, the ionosphere allows distant signals to reach a particular antenna but prevents a signal from making the return trip. Actually, except in

cases of temporary fading, this so-called "one-way skip" is extremely rare. At times, though, signals between your location and another area might be good, but signals between that area and another section of the country could be even better. When that is the case, every station you call answers a station from the other part of the country. (Ask any midwestern, 15-meter DX chaser about the east-coast "iron curtain" between him and Europe!) At other times, conditions are just the reverse.

If we got an answer every time we pressed our transmitting keys or spoke into our microphones, ham radio would become about as exciting as picking up the telephone to call the butcher. On the other hand, it's no fun to have trouble making contacts for a long period. If this is your problem, the chances are good that you can overcome it regardless

Novice Station of the Month


The winning photo in this month's contest came from Fred Erickson, KNØEEH, 1156 Fifth Ave., Anoka, Minn. Fred, shown operating his Heathkit DX-60 transmitter, covers the three low-frequency Novice bands. He uses a Knight-Kit R-100 receiver, and his antennas include 40- and 80-meter dipoles and a home-built, 2-element beam for 15 meters. Fred has worked 35 states and Canada, and has received QSL cards from 31 states.

Fred will be awarded a 1-year free subscription to POPULAR ELECTRONICS for his photo. If you would like to try for a similar award, send us a picture of your station—preferably with you at the controls, and be sure to include some information about yourself, your equipment and your activities. Maybe you'll be one of the lucky winners. And even if your picture is not chosen as "Novice Station of the month," it will be published if space permits. Send all entries to Herb S. Brier, c/o POPULAR ELECTRONICS, P.O. Box 678, Gary, Indiana.



of the cause. The following paragraphs contain some helpful suggestions.

Improving Your Results. The first step is to evaluate your equipment realistically, then change your operating habits to take full advantage of its capabilities. For example, suppose your station consists of an inexpensive receiver, a 40-watt transmitter, and an antenna strung between your shack window and the garage—a common set-up. Naturally, you can't expect it to be as effective as a station equipped with a super-sensitive, super-selective receiver, a de luxe transmitter, and an antenna 50 feet high. But, by using your equipment intelligently, you can get good results.



De luxe transmitter, the Viking Ranger II, covers ham bands between 1.8 and 54 mc. It runs 75 watts input on c.w., 65 watts on phone.

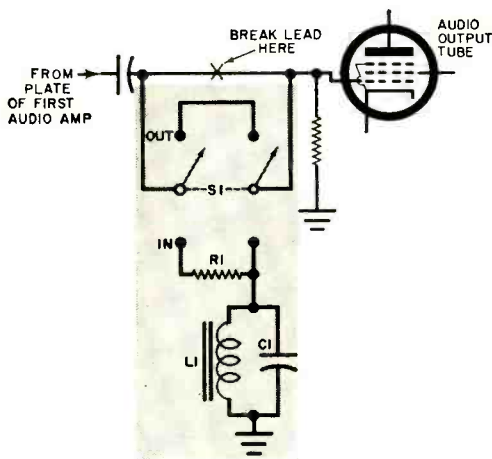
You'll probably decide, to continue the example, that your inexpensive receiver and poor antenna will make contacts on 15 meters come few and far between. On 40 and 80 meters, however, both the antenna and receiver will do well when interference is not too heavy. Since these bands are always crowded during the evening hours, you can avoid interference by doing most of your operating after midnight and in the daytime. Some hams say that 5:00 to 8:00 a.m. is the very best time to operate on 40 and 80 meters; signals are usually strong and QRM is light.

Another thing to watch is your c.w. sending. Obviously, no ham sends poorly on purpose. Nevertheless many calls—

especially CQ's—go unanswered because call letters are difficult or impossible to decipher. Calling CQ in the Novice bands at speeds faster than most Novices can copy is another good way to cut down on the number of replies received; it's a temptation to call CQ at top speed, but you'll be better off if you take it easy.

De Luxe Transmitter/Exciter. If you're interested in obtaining some de luxe ham equipment and improving your results that way, we suggest that you look over the new Viking Ranger II transmitter/exciter recently announced by the E. F. Johnson Company, 116 Second Ave., Waseca, Minnesota. Rated at an input of 75 watts on c.w. and 65 watts on AM

Schematic of audio filter which will improve c.w. selectivity of your receiver is shown in shaded area. See text for parts values.



phone, the Ranger II covers the seven ham bands between 1.8 and 54 mc. using either crystal control or a highly stable, built-in VFO. On c.w., keying is clickless and chirpless, and time sequenced for full "break-in" operation; on phone, 100% plate modulation is easily obtained from any standard high-impedance "communications" microphone. Careful shielding and extensive lead filtering reduce possible TVI to a minimum.

Either as a high-quality, low-power c.w./phone transmitter or as a driver for a high-power modulator and/or r.f.

amplifier, the Ranger II should appeal to the serious Novice, Technician, and General Class amateur. It is available factory-wired at \$359.50 and in kit form at \$249.50.

IMPROVING C. W. SELECTIVITY

Hams who operate on the low-frequency short-wave bands realize that anything which improves the usable selectivity of a receiver will increase the percentage of successful QSO's. This little audio filter will do just that. Using just four components, it can be added to your receiver in about an hour and will do a good job of separating interfering code signals. As shown in the schematic

cycle signals are passed on to the grid while higher and lower frequencies are bypassed to ground.

Resistor *R1* isolates the plate of the first audio amplifier from the shunting effect of the L/C circuit. If the resistance of *R1* is too high, though, the audio output of the receiver will be unduly decreased. Start with a value of about 10,000 ohms, then experiment with different values to determine the optimum one for your receiver.

D.p.d.t. switch *S1* cuts the filter in and out of the receiver's audio circuit. To use the filter, switch *S1* to the *In* position and slowly vary your BFO or Main Tuning controls. You should be

Two brothers, Jim (left) and Joe Fergeson, KNØIBX and KNØIKC, respectively. Sioux Falls, S. D., work 80, 40, and 15 meters. Using a 75-watt, home-brew transmitter, a "trap" dipole antenna, and a National NC-125 receiver, they've totaled 37 states-worked with 31 confirmed.




Orlando Oliva, CE3OE, is shown at the controls of his ham station in Santiago, Chile. Although his screen-modulated Globe Chief emits only about 30 watts on phone, Orlando works the United States regularly on 15-meter phone, receiving signal reports up to 20 db over 9.



diagram (see opposite page), a 1000-cycle resonant circuit consisting of *L1*, a 3.5-henry filter choke (Stancor C1080 or equivalent), and *C1*, a 0.0068- μ f. fixed capacitor, is employed. The circuit is connected between the grid of the audio output tube and ground, so that 1000-

able to eliminate, or greatly attenuate, the offending station—without affecting the station you're trying to copy. There is some volume loss when the filter is used, but this can be compensated for with the receiver's gain control.

(Continued on page 114)



Transistor Topics

By LOU GARNER

WHEN the transistor was first introduced, it was a very expensive component. Prices of \$75 and \$100 or more were common for single units at a time when the purchasing power of the dollar was greater than it is today! When an "under \$50" unit was announced, it represented an important price break. Then Raytheon rocked the industry back on its heels with the introduction of a low-cost "experimenter's" transistor at *only* \$7.50—the now-famous CK722, which currently sells for less than a dollar.

This downward zoom in prices is hardly surprising if you keep in mind that most really new components carry a substantial initial price. (Think of the early console radios!) This state of affairs is due to a number of factors, including

(a) high engineering and development costs, (b) the use of production techniques which involve considerable hand labor and testing, (c) limited production—since there is no immediate mass-market, and (d) the high cost of initial advertising and merchandising. As a general rule, prices drop gradually as production techniques are refined and as the manufacturer starts to receive fair-sized orders, with major "price-breaks" occurring when new production methods are developed or when large-quantity orders are received.

Today, we can observe a similar pattern in the pricing of multiple semiconductor circuit assemblies. When we discussed these devices a few months ago (see *Transistor Topics*, July, 1961), unit prices ranged from \$125.00 up. Recently, however, a major manufacturer, Fairchild Semiconductor (545 Whisman Rd., Mountain View, Calif.), announced a two-transistor differential amplifier assembly at less than half the earlier prices. . . . \$60.00 each in 1-99 lots, and \$40.00 in 100-999 quantities.

An interior view of the new assembly, designated as Type 2N2060, appears in Fig. 1, while its schematic symbol and


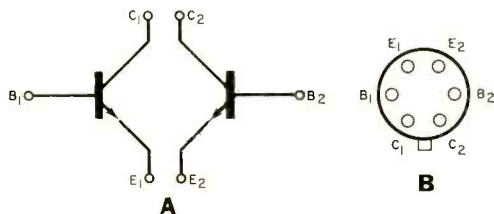


Fig. 1. Interior view of Fairchild's new Type 2N2060 differential amplifier, containing two transistors in a single enclosure.

Fig. 2. Schematic diagram (A) and lead connections (B) for 2N2060 differential amplifier.



lead connections are illustrated in Figs. 2(A) and 2(B), respectively. The unit is made up of two low-noise, closely matched, and highly stable silicon Planar transistors assembled in a single six-lead TO-5 enclosure. The pair's *betas* are matched to within 10% at 0.1 ma. and 1.0 ma. collector currents, with the maximum base-emitter voltage differential kept to within 5 millivolts at these points.

The two elements making up the 2N2060 are *npn* units, with a maximum collector-to-base voltage of 100 volts, a maximum operating junction temperature of 200°C, and a maximum power

signed for use as an output device in high-frequency transmitters. Any or all of these assemblies may one day be manufactured as "stock" items, just like the new 2N2060.

Looking to the future, industry officials predict that circuit assembly prices will continue to drop, and that prices in the "under \$10.00" range may be feasible within two or three years. If and when this happens, these interesting and versatile units will fall well within reach of the average experimenter and hobbyist.

Reader's Circuit. With transistor prices at an all-time low, the serious hobbyist needn't confine himself to one- and two-

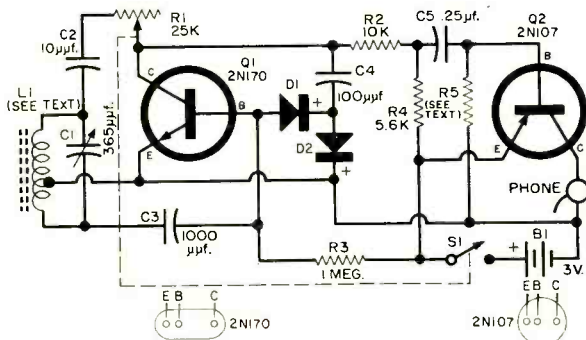


Fig. 3. Reader S. A. Sullivan's novel two-transistor receiver. Resistor R5 may or may not be needed, depending on the particular transistor selected for Q2.

transistor projects for economic reasons. However, there are many experimenters who derive considerable satisfaction from obtaining maximum performance out of a minimum of components. For these, reader S. A. Sullivan, W6WXU (20565 Fifth East, Sonoma, Calif.), suggests the receiver circuit shown in Fig. 3.

dissipation of 1.5 watts (per side) at 25°C. Minimum *betas* range from 50 at 1 kc. to 3.0 at 20 mc., while a noise figure of 8 db maximum is specified for both narrow- and wide-band applications.

The 2N2060 can be used in any application requiring a pair of closely matched, medium-power *npn* transistors. But it finds its major use as a differential amplifier, since it is capable of amplifying extremely small signals under conditions where it was previously necessary to use feedback amplifiers with mechanical choppers.

A few of the dozens of circuit assemblies that Fairchild Semiconductor has produced on special order during the past few years include such relatively diverse items as a two-transistor chopper; a high-gain, three-stage Darlingon amplifier; and a four-transistor r.f. amplifier. The latter unit is made up of four r.f. transistors in parallel and is de-

Tuning the AM broadcast band, Mr. Sullivan's circuit employs two transistors and two diodes and is designed for operation on a pair of penlight cells connected in series to supply 3 volts. W6WXU claims that it provides the performance of a four-stage set and has a sensitivity and selectivity adequate for the reception of local stations without an external antenna.

Referring to the schematic diagram, Q1 is an *npn* unit serving as a combination regenerative r.f. stage and reflex audio amplifier. A *pnp* transistor, Q2, is used as the audio output. The common-emitter arrangement is used throughout.

According to W6WXU, circuit operation is as follows. Signals are picked up and selected by tuned circuit L1/C1 and coupled to Q1's base-emitter circuit through C3, with an amplified r.f. output signal developed across load resistor R2. A portion of this signal is coupled



Fig. 4. The "Big 9" transistor "kit" put out by Sylvania contains nine transistors and sells for \$20.60 list.

back to the tuned circuit through $R1$ and d.c. blocking capacitor $C2$ to provide the feedback necessary for regenerative operation. The remaining part of the signal is coupled through $C4$ to the dual-diode detector, $D1-D2$.

The resulting audio signal is applied to $Q1$, with an amplified output signal (audio) developed across $R4$. From this point, the detected and amplified audio signal is coupled through $C5$ to the output amplifier, $Q2$, and, after further amplification, is applied to the earphone. Transistor $Q1$'s base bias is supplied by $R3$, $Q2$'s by $R5$; the latter resistor may not be required in all cases.

Standard, readily available components are used throughout. Coil $L1$ is a ferrite core antenna coil (Lafayette MS-166 or equivalent); $C1$ is a 10-365 $\mu\text{mf.}$ miniature variable capacitor (Lafayette MS-274 or equivalent). Capacitors $C2$, $C3$ and $C4$ are small mica or disc ceramic units; their working voltage is not critical. A 0.25- $\mu\text{f.}$ miniature tubular capacitor is used for $C5$. Resistor $R1$ is a small 25,000-ohm potentiometer, but W6WXU indicates that values from 10,000 to 100,000 ohms can be used here. Resistors $R2$, $R3$, $R4$, and $R5$ (if used) are $\frac{1}{2}$ -watt units; $D1$ and $D2$ are 1N60 crystal diodes. The s.p.s.t. "power" switch, $S1$, is ganged to the regeneration control, $R1$, and the earphone is an 7000-ohm dynamic unit (Lafayette MS-260 or equivalent).

Reader Sullivan suggests that the circuit be "breadboarded" for experimental tests before final assembly. He indicates that maximum performance is obtained

when the transistors and bias resistors ($R3$ and $R5$) are chosen experimentally on the basis of actual performance. For example, he found that two out of five different 2N170 transistors gave far superior performance. Similarly, he found that $R5$ was required with some 2N107's and not with others; where needed, $R5$'s value can be between 100,000 ohms and 1 megohm.

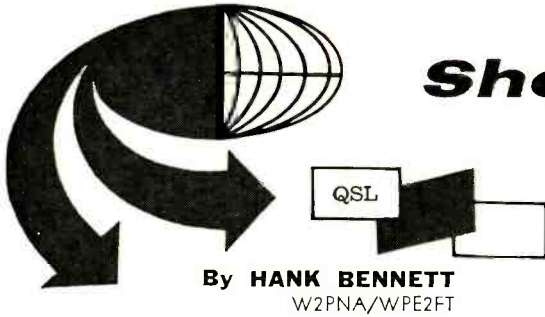
Once the circuit has been checked and final components determined, the receiver can be assembled in a small plastic box. Neither layout nor lead dress should be overly critical, but good wiring practice should be followed, with special care taken to observe battery and diode polarities. A pair of long-nose pliers should be used as a "heat sink" when soldering the diode and transistor leads to prevent damage.

"Transistor Kits." Sylvania Electric Products, Inc. (Woburn, Mass.) has announced two interesting "transistor kits." Both contain an assortment of transistors at a price well below the cost of the individual units if purchased separately. Both are available through regular distributors.

One of the kits, known as the "Big 9," includes nine $n\text{-p-n}$ and $p\text{-n-p}$ transistors, a replacement guide, and a coupon worth \$12.50 towards enrollment in a correspondence course on transistor servicing. The transistors included in this kit were chosen to meet the needs of the serviceman and the experimenter, and are capable of replacing more than 300 popular types. (See Fig. 4.)

The second kit was designed for the practical design engineer and more advanced experimenter. Known as an "Epitaxial Transistor Evaluation Kit," it includes six 2N782 transistors, 12 application circuits, and a book-style reference folder with detailed electrical and mechanical data. The selling price is the same as that of three 2N782's, purchased individually.

Product News. Allied Radio Corp. (100 N. Western Ave., Chicago 80, Ill.) has announced a fully transistorized
(Continued on page 101)



Short-Wave Report

By **HANK BENNETT**
W2PNA/WPE2FT

WHAT KIND OF DX'ER ARE YOU?

THE TERM DX'er has been popularly adapted to fit just about anyone who tunes a radio to any wavelength, long or short. In reality, "DX'er" cannot be properly applied to those who listen to the short waves for the sheer enjoyment of various programs or to those, for instance, who live behind the Iron Curtain and want to hear newscasts from the Free World. So, your Short-Wave Editor hopes to remove some of the confusion regarding this term by defining the various species of DX'ers.

True DX'er—one who will spend countless hours at the dials searching for that elusive and very rarely heard station. This DX'er is one of the most valuable to the hobby because of his diligence in obtaining information on hard-to-pick-up stations.

Active DX'er—one who will tune one or more of the short-wave bands regularly, keeping abreast of current schedule and/or frequency changes. His efforts are equally as valuable as those of the true DX'er because his alertness enables

the editors of radio club bulletins and DX programs to keep their schedule listings up to date.

Average DX'er—one who tunes many, if not all, of the short-wave bands and reports on general activities. This DX'er is indispensable because his findings provide us with data on almost 100 per cent of the scheduled stations. His routine reports also let us know whether the stations are maintaining or changing their current schedules and frequencies.

Novice DX'er—one who, new to the thrills of DX'ing, is apt to tune hastily through frequencies, pausing at points where only the strongest signals are heard. With time and patience, this fellow will move up into the higher DX ratings. The novice DX'er may often become discouraged at the QRM in the regular short-wave bands and turn to the off-beat frequencies where he will be lucky enough to find a clandestine station or an unreported one.

Utility DX'er or Specialist—one who
(Continued on page 108)

Alan Schneider, WPE2FLL, Bronx, N. Y., listens on a National NC-98. His antennas include a homemade 300-ohm dipole, a CB and an Army surplus whip. He also uses a transistorized tape recorder.



Gene C. Kitamata, WPE6BOS, Richmond, Calif., DX'es with a Hallicrafters SX-110. A 20-meter folded dipole antenna and a Heath QF-1 Q-multiplier helped him get 39 verifications from 23 countries.



By
JOHN T. FRYE
W9EGV



Carl and Jerry

Wrecked by a Wagon Train

CARL AND JERRY were sitting in the office of the Psi Kappa Psi fraternity house on the campus of Parvoo University listening to short, wiry Police Captain Dirkson seated behind the desk.


"Last week at an FBI school I was talking over a problem of mine with Police Chief Morton of your home town," the captain explained, "and he suggested that you two might be able to help me. Here's the deal.

"In the past few weeks the campus has been hit by a series of fraternity house thefts. Last weekend it was the Sigma Chi house; the week before it was the Sigma Phi Epsilon. All the thefts apparently are the work of one man young enough to pass for a college student and with plenty of savvy of fraternity house living. He only works on weekends when there are likely to be guests in the house and the presence of a strange face isn't noticed. He simply walks in, saunters around, and takes whatever cash he can find. Fraternity

brothers trusting each other the way they do, that's likely to be plenty. He never takes watches, jewelry, billfolds, or anything else that can be identified.

"Obviously we can't keep a constant watch on all the fraternities; so I've decided to do the next best thing and set a trap in a likely place. Sooner or later I figure he'll try it here at Psi Kappa Psi, and when he does I want to be ready for him. This house has been picked for a reason. I have a nephew here, and he has two buddies we can trust. They use this desk, and one of the three is in the house practically all the time.

"Now here's where you fellows come in. My men can't work here without arousing suspicion and talk, but you boys can. I want an alarm of some sort fixed up on this desk so that when an unau-





thorized person starts going through the drawers the alarm will be heard all over the house; yet it will have no significance except to those in the know. I want this done quickly, before this coming weekend. Also, keep in mind that we can't put too much money into such a long shot. I realize that's a tall order, but what do you say?"

Before answering, Jerry pulled out a desk drawer and peered into the opening. Then he looked closely at the intercom unit resting on one corner of the desk. Finally he and Carl had a whispered colloquy in a corner of the room while Jerry did some sketching and figuring on the back of an envelope.

"Well," Jerry finally said, "if we can borrow that intercom unit for a few hours, if we can use your shop tonight, and if you will hold still for a cost of about twenty dollars, I think we can do it."

"The answer is 'yes' on all three counts; you have yourselves a deal!" Captain Dirkson said promptly.

"Okay. Suppose you have your nephew and his friends here tomorrow afternoon about this time so we can show them how the alarm works," Jerry suggested as he and Carl disconnected the transistorized paging unit and started for the door with it.

THE TWO electronics enthusiasts went straight to a radio store and bought several items which they took with them to the police station workshop. They spent a couple of busy hours at the bench and then dashed back to their room in the residence hall and, before turning out the lights, put in four more hours at their number one job: studying.

The next afternoon they got to the Psi Kappa Psi house an hour before their appointment with the captain, and by the time he showed up with his nephew and the other two youths everything was ready. The desk looked just as it had the day before.

"Behind each drawer is a leaf-type Micro Switch held open by the closed drawer," Jerry began, as soon as the introductions were over. "When the drawer is pulled out, the switch closes. All drawer switches are in parallel and are in one side of a line running from a low-voltage power supply to a pair of war-surplus relays inside the case of the intercom unit. The power supply, fastened beneath the desk top, consists of a bell transformer, a silicon rectifier, and an electrolytic capacitor. It delivers about 25 volts filtered d.c. from the half-wave rectifier circuit. A switch just under the edge of the desk turns this power supply on and off.

"When a drawer is opened with the power on, it actuates a multi-pole relay in the intercom that takes over all functions of the push-to-talk switch and at the same time transfers the input circuit from the regular microphone to a tiny hearing-aid microphone also inside the case. Still another pair of contacts actuates a second relay. A heavy springy wire soldered to the armature of this relay strikes a little bell mounted beside the hearing-aid mike. The sound goes out over the paging system to any speakers connected to the output.

"When no one is at the desk, the power supply should be switched on and the intercom left in the 'Call All Stations' position. When anyone is using the

(Continued on page 88)

Free

ALLIED

444-PAGE ELECTRONICS CATALOG

WORLD'S BIGGEST • MOST COMPLETE

*best buys
for 1962*

**EVERYTHING IN
ELECTRONICS**
including exclusive
products & special
values available
only from
ALLIED

**Send
for it
today!**

**SAVE MOST ON
EVERYTHING IN ELECTRONICS**
world's largest selection of famous-name brands

- New Stereo Hi-Fi Systems—Everything in Hi-Fi Components
- New Multiplex Stereo FM • All-Transistor Stereo Hi-Fi
- Money-Saving Build-Your-Own KNIGHT-KITS® for Every Need
- Best Buys in Tape Recorders, Tape, and Supplies
- Citizens Band 2-Way Radios • Short-Wave Receivers
- Amateur Receivers, Transmitters, and Station Gear
- Latest Public Address Systems, Paging and Intercom Equipment
- TV Tubes, Antennas, Accessories • Batteries, Wire and Cable
- Test and Laboratory Instruments • Tools, Hardware
- Huge Listings of Parts, Tubes, Transistors, Technical Books

**NEW Multiplex Stereo FM
All-Transistor Stereo Hi-Fi**

exclusive money-saving KNIGHT® products
SAVE MOST on famous KNIGHT Stereo Hi-Fi—comparable to the best in quality, styling and performance, yet priced far lower. Select super-value KNIGHT components or complete systems (including latest Multiplex Stereo and All-Transistor hi-fi) and save most. KNIGHT products are acclaimed by all those who recognize integrity in design and manufacture and who appreciate value.

NO MONEY DOWN
on Allied's new **Credit Fund Plan**
Now—enjoy 50% more buying power—up to 24 months to pay—see our 1962 Catalog for simple details.

SEND FOR 444-PAGE CATALOG TODAY!

Satisfaction Guaranteed or Your Money Back

ALLIED

Always say you saw it in—POPULAR ELECTRONICS

BIG PLUS!

in your 1962

**ALLIED
CATALOG**

includes complete catalog featuring over 90 exciting,


knight-kits 
A PRODUCT OF ALLIED RADIO

NEW for '62 and simply great!

available only from **ALLIED**

including the
complete 1962
knight-kit
CATALOG
PART
305-410

new
HI-FI KITS



All-In-One FM-AM Tuner-Amplifier Kit with latest built-in MULTIPLEX Stereo FM, less case \$129.95



MULTIPLEX Self Powered Adapter Kit, for Stereo FM reception..... \$19.95



Deluxe Stereo FM-AM Tuner Kit with latest built-in MULTIPLEX Stereo FM..... \$99.95



ALL-TRANSISTOR 50-Watt Stereo Amplifier Kit, less case..... \$79.95

new
HOBBYIST KITS



ALL-TRANSISTOR Wireless Intercom System Kit (2 units)..... \$45.90



TRANSISTORIZED Electronic Tactometer Kit. \$24.95



Amazing 100-In-1 Electronic Science Lab Kit..... \$29.95



ALL-TRANSISTOR 2-Band AM-Shortwave DX'er Radio Receiver Kit..... \$19.95

Knight-Kits offer the most satisfying build-your-own experience in the world!

5 BIG REASONS WHY:

- **Convenience Designed**—makes you a kit-building expert—even the very first time!
- **Wonderful to Build**—you'll marvel at the sheer ease of assembly with the exclusive "show-how" manual guiding you like a good instructor.
- **You Own the Best**—you'll enjoy with pride a true custom-built product, professional in its engineering and performance.
- **You Save So Much**—because you buy direct from Allied at our money-saving volume prices—and because you do the easy assembly yourself.
- **Easiest to Buy**—NO MONEY DOWN on Allied's new Credit Fund Plan—easiest terms ever!

MONEY BACK GUARANTEE: Buy any Knight-Kit. Build it! Use it! You must be satisfied or you get your money back!

see more than 90 KNIGHT-KITS

- 21 HIGH-FIDELITY KITS
- 25 HOBBYIST KITS
- 31 INSTRUMENT KITS
- 14 AMATEUR & CITIZENS BAND KITS

KNIGHT-KITS are also available in Canada

World's Largest
Electronic
Supply House

RADIO

February, 1962


new



Phone and CW 60-Watt Ham Transmitter Kit..... \$49.95



Mutual Conductance Tube Tester Kit..... \$99.50



- World's Largest Stocks • Lowest Money-Saving Prices
 - Fastest Shipment • Expert Help • Easiest-Pay Terms
 - Satisfaction Guaranteed or Your Money Back
- send for the world's biggest electronics catalog!

Free

ALLIED RADIO, Dept. 201-82
100 N. Western Ave., Chicago 80, Ill.

Send FREE 1962 ALLIED 444-page Catalog

Name _____
PLEASE PRINT

Address _____

City _____ Zone _____ State _____

Send for it today!

Carl and Jerry

(Continued from page 83)

desk, the power supply is switched off and the intercom is used normally. That's all there is to it. If you fellows will kind of scatter around over the building, Captain Dirkson can try it out."

After giving the three youths a couple of minutes to take up positions, Captain Dirkson walked over to the desk and gently eased open the long top drawer. Instantly a single musical note echoed throughout the building. He closed the drawer, reached under the edge of the desk and switched off the little power supply, and opened the drawer again. Nothing happened.

"Looks good to me, boys," he approved. "All we can do now is wait for our rat to take the bait. This is Wednesday; so we'll probably see no action at least until the weekend, but I'll keep in touch."

CARL AND JERRY were sitting in their room after supper that evening preparing for a chemistry quiz the next day when the telephone buzzer sounded for Jerry. He went to the telephone booth in the hall and picked up the receiver.

"Get over to the fraternity house right away!" Captain Dirkson's voice urged. "The thief crossed us up and tried it this evening. I'll meet you there."

The boys ran all the way to the fraternity house and arrived just as Captain Dirkson's car, its red light flashing, stopped at the curb. His nephew came running out the door and down the steps.

"I was up in my room studying when that bell sounded off like Big Ben," he explained excitedly. "I made a dash for the stairs and was just in time to see this guy running out the door. He must have gotten suspicious when he heard that bell. I didn't get a good enough look to be able to recognize him, but when I ran outside I saw him take off in a green Chevy coupe. As he went under the street light, I got his license number. It was SS7351. I was so rattled I forgot to tell you that when I called."

"How long after you saw him drive off did you call me?" the captain snapped.

"Just as long as it took me to run back

inside and dial your number. I guess it couldn't have been more than a minute."

"Your call was logged in at 7:46; so he must have driven away at 7:45, give or take thirty seconds. It's straight up eight now; so he's had fifteen minutes." The captain picked up the mike of his car transmitter and ordered an all-points bulletin on the car. Then they all went inside to see if they could pick up any clues.

The detectives who had come with Captain Dirkson were still dusting the desk for fingerprints when the telephone rang. It was for the captain.

"Come on you two," he called over his shoulder to Carl and Jerry. "A cruiser has just found the car at a restaurant near here, and they are holding the owner of the car there. He denies having anything to do with the robbery attempt."

IT TOOK less than ten minutes of driving to reach the restaurant. Two uniformed officers were sitting in a booth with an angry-looking young man.

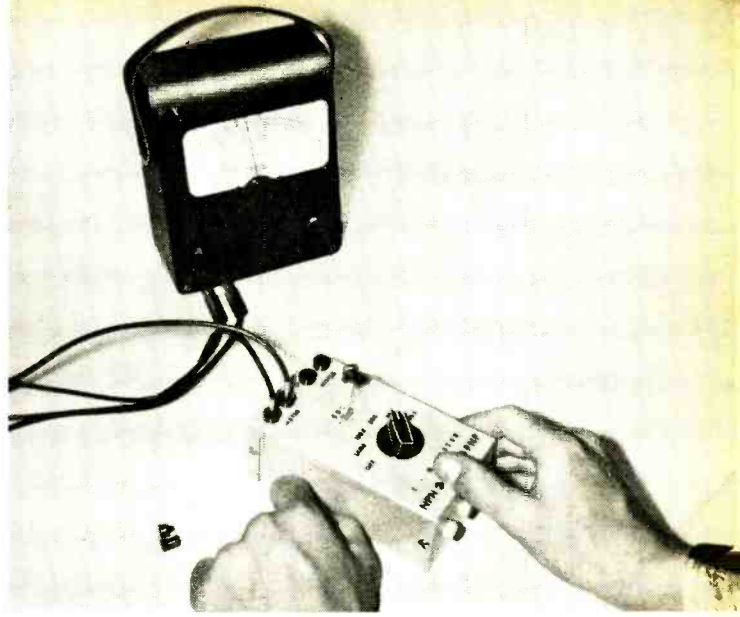
"If you're the big wheel of this outfit, I wish you'd tell me what this is all about," he demanded of the captain. "Your Little Boy Blues have been asking a lot of pretty personal questions. What am I supposed to have done, let the air out of the dean's tires or painted a mustache on the statue of John Parvoo?"

"I suppose you weren't anywhere near the Psi Kappa Psi house at 7:45, now were you, Buster?" one of the detectives who had come with the captain said sarcastically.

If looks were lethal, the one Captain Dirkson gave this detective would have dropped him in his tracks. The young suspect instantly gave an exaggerated sigh of relief and said, "I most certainly was not. I've been right here since 7:40. I had a date at 8:15—which you've made me late for—and I remember glancing at my watch and noticing I had about 25 minutes to kill as I was driving by the restaurant; so I came in for a cup of coffee. The counterman may remember when I came in."

The captain glanced at the chubby man behind the counter. He shook a close-cropped head that looked as round as a bowling ball.

(Continued on page 96)



THE Q-D TESTER

A welcome addition to the workshop of any experimenter, this instrument checks most transistors and diodes for gain and/or noise and leakage

By RONALD K. BUREK

DESIGNED for maximum versatility, this low-cost "Q-D" (transistor and diode) tester will accommodate almost any semiconductor. With it, you can test and compare transistors for leakage and gain. Diodes can also be checked for leakage, and the built-in "noise amplifier" enables you to quickly select a "quiet" transistor or diode. Since the tester is used in conjunction with an existing VOM or VTVM, it's inexpensive to build and quite compact.

About the Circuit. The transistor under test is connected into the test circuit as shown in the schematic diagram. With selector switch *S1* set for "Leakage" (position 2), the base of the transistor is open and a milliammeter connected across jacks *J4* and *J5* reads the leakage current in the emitter-collector circuit. When *S1* is set at one of the gain positions (3 - 6), the base of the transistor being tested is biased (through one or through a combination of resistors *R1 - R4*) with a known current. Biasing the transistor causes a change in the collector current (as read on the milliammeter across *J4* and *J5*) which is directly proportional to the gain of the transistor. From these readings and the known base bias current, it is possible to compute the *beta*, or d.c. current gain, of the transistor (see "Operation" section).

The tester has a built-in socket which accepts most transistors. Diodes or transistors without wire leads, however, can be checked

via test leads plugged into jacks *J1*, *J3*, and/or *J2*. Power for the test circuit is supplied by battery *B1* through switch *S2*. This switch changes the polarity of the applied voltage to accommodate either *pnp* or *nnp* transistors.

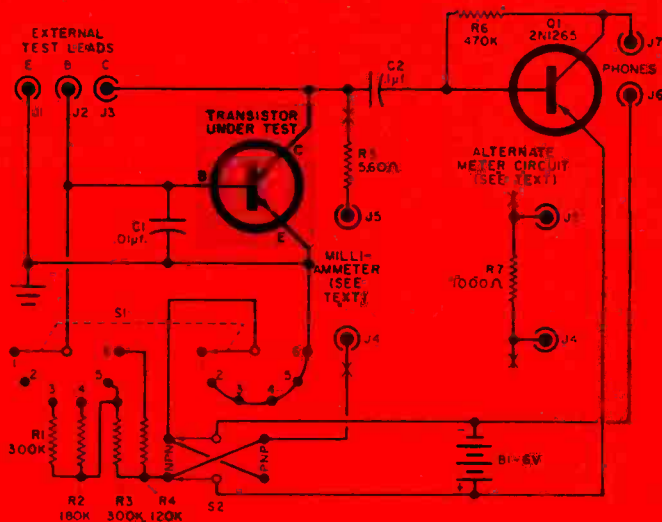
A high-resistance voltmeter can be used instead of the milliammeter discussed above. In this case, the portion of the circuit between the points marked

is wired as an amplifier. The amplified noise can be heard through a set of high-impedance headphones connected across jacks *J6* and *J7*. Plugging in the headphones, which also serve as a collector load for *Q1*, automatically applies power to the amplifier circuit.

Construction. The unit is housed in a 5¼" x 3" x 2⅛" aluminum utility box. All components (see pictorial diagram)

Transistor under test is shown in shaded area of schematic diagram. In practice, connections to it are made via a test socket.

SI POSITION	FUNCTION
1	OFF
2	LEAKAGE
3	GAIN 100X
4	GAIN 80X
5	GAIN 50X
6	GAIN 20X



PARTS LIST

B1—6-volt battery (4 Burgess Type Z penlight cells or equivalent)
 C1—0.01- μ f., 50-volt ceramic capacitor
 C2—0.01- μ f., 50-volt ceramic capacitor
 J1—Uninsulated tip jack
 J2, J3, J4, J5, J6, J7—Insulated tip jack
 Q1—2N1265 transistor
 R1, R3—300,000 ohms
 R2—180,000 ohms
 R4—120,000 ohms

All resistors are ½ watt, 5% unless otherwise specified

R5—560 ohms, 10%
 R6—470,000 ohms, 10%
 R7—1,000 ohms
 S1—2-pole, 6-position rotary switch
 S2—D.p.d.t. switch
 1—5¼" x 3" x 2⅛" aluminum box (Bud CU-3006-A or equivalent)
 Misc.—Earphones, battery holder, transistor sockets, etc.

"X" on the schematic should be rewired according to the alternate meter circuit (also shown on the schematic), with resistor *R7* used instead of *R5*. The voltmeter connected to the alternate meter circuit will read directly in milliamperes—if one volt is indicated on the meter, for example, one milliamperere is flowing in the circuit.

Any noise from the transistor being tested is coupled to transistor *Q1*, which

are mounted on the front panel with the exception of the battery clip and jacks *J1*, *J2*, and *J3*. Although this parts arrangement was found by the author to be a workable one, parts layout is not critical, and any other convenient arrangement may be followed.

Make a small aluminum bracket to hold the socket for transistor *Q1*. This bracket is mounted under the retaining nut for jack *J6*. All of the jacks except

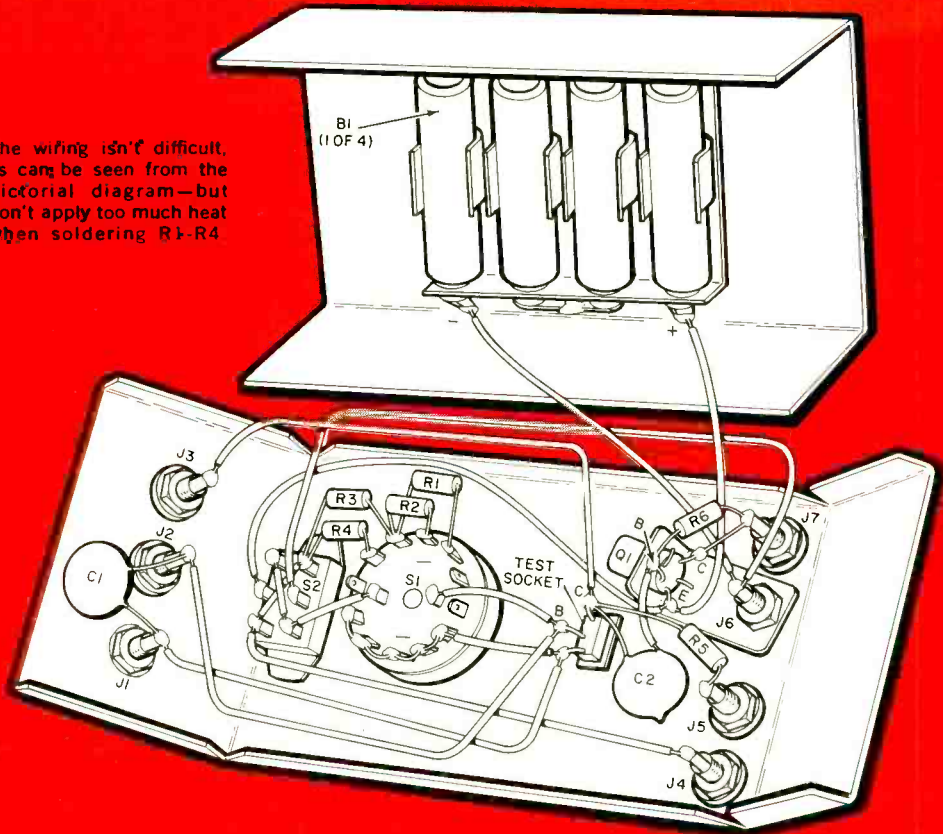
J1 should be insulated from the chassis; jack *J1* must be grounded, so its insulating washer is removed. And it's a good idea to use a heat sink while soldering in resistors *R1-R4* and resistor *R7*—the values of these resistors are critical and may be changed by the application of too much heat.

Operation. If you've wired the tester for use with a milliammeter, set your

ceed with the testing, reverse the meter leads. The polarity of the meter jacks will change according to whether a *pnp* or an *npn* transistor is being tested.

Before testing a transistor, make certain that switch *S2* is set at the proper position ("pnp" or "nnp"). Next, plug the transistor into the test socket, or connect it to jacks *J1* (emitter), *J2* (base), and *J3* (collector) with a set

The wiring isn't difficult, as can be seen from the pictorial diagram—but don't apply too much heat when soldering *R1-R4*.



VOM for at least 10 ma. and plug it into jacks *J4* and *J5*. If you've used the alternate voltmeter circuit, set a VTVM or high-resistance (at least 20,000 ohms/volt) VOM for at least 10 volts and plug it into the same jacks. The high initial settings will safeguard the VOM or VTVM against burn-out but, once the tester is in operation, they may be reduced to a more appropriate value. Should you get a down-scale deflection as you pro-

of test leads. Throw *S1* to the "Leakage" position and note the meter reading, then move the switch to a gain position which gives a good meter deflection and again note the reading. When checking gain, it's best to start with the "100X" range and work towards the "20X" range, making sure the meter reading never exceeds the maximum recommended collector current for the transistor you are testing. Should you

get no deflection at all, the transistor is probably open; if the deflection is very large, it's probably shorted.

Assuming that the transistor is neither open nor shorted, you're now ready to calculate its d.c. current gain, or *beta*. The *beta* of the transistor is the difference between its "gain current" and its "leakage current," divided by the base bias current which was applied during the gain test. On position 3 of *S1*, 1/100 of a milliampere is applied to the base of the transistor under test; on position 4, the current is 1/80th of a milliampere; on positions 5 and 6, the currents are 1/50th and 1/20th of a milliampere, respectively.

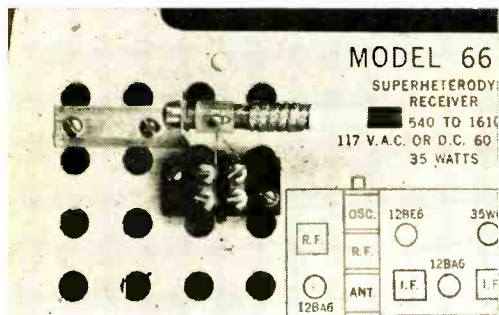
To take a concrete example, assume that the current reading of a transistor increases by 1 milliampere when *S1* is switched from position 2 ("Leakage") to position 6 ("Gain 20X"). The *beta* is then 1 divided by 1/20, which is the same as 1 multiplied by 20—or 20. Using the same reasoning, if position 5 had been used to take the gain reading, the current increase would have been multiplied by 50 to get the *beta*. The multi-

pliers for positions 3 and 2 are 80 and 100, respectively.

To check a diode, set switch *S2* at either position and *S1* at any position except "Off." Then connect the diode between the emitter and collector terminals (jacks *J1* and *J3*) and note the meter reading. If the meter should read backwards, reverse its leads or switch *S2* to the other position. Next, reverse the connections to the diode and again note the reading. The higher of the two readings is the forward current of the diode; it should be close to 10 milliamperes if you're using the milliammeter circuit—6 milliamperes if you're using the voltmeter circuit. The lower reading is the reverse current and should be close to zero with either indicating circuit.

The "noise amplifier" is automatically turned on, as mentioned earlier, when a set of headphones is plugged into jacks *J6* and *J7*. Make the noise test on a transistor at the same time you're checking its "gain current." Diodes should be checked for noise while both the forward and reverse current measurements are being made. —30—

Souping Up AM Receivers



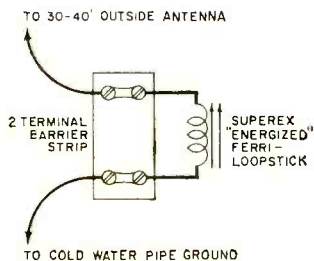
Does your *All-American Five* broadcast receiver lack sensitivity? Sure, it pulls in stations 10 - 15 miles away, but what about stations 30 - 50 miles away? You could probably triple the sensitivity if you had an outside antenna.

To avoid a possible shock hazard when working with such a.c./d.c. sets and still whoop up the sensitivity, try resonating a ferrite rod antenna near the built-in loop or rod antenna within the AM receiver. A Superex "Energized" Ferrite Loopstick (about 90 cents) is ideal.

Mount the loopstick to the back of the receiver using the bracket supplied. Don't let the screws contact the receiver chassis or wiring. Also, mount a Jones barrier strip to provide easy connection to the external antenna and ground.

Slide the core in and out of the loopstick for peak response at any spot in the BC band. If you can only peak it with the core all the way in, the antenna is too short. If the core must be removed for peaking, the antenna is too long. A length of 30-40 feet is generally sufficient.

—Hartland B. Smith



DX'ing the Broadcast Band

(Continued from page 71)

antenna. In its simplest form, such an antenna need be nothing more than a single, well-insulated wire, strung as long and as high as possible. It's true, of course, that communications receivers are blessed with powerful circuits and are extremely sensitive, but without a good antenna they won't do the DX'er much good.

One other advantage of a communications set is its calibration, which makes it easy to know which channel is which. With such a set you'll be able to monitor many Latin American stations—areas which are just as much a part of "America" as the United States.

Station Listings. Whether you choose to DX domestic stations, the more difficult Latin American targets, or (preferably) both, good reference logs are indispensable. For one thing, they will help you complete numerous identifications (Latin American stations frequently announce call-signs without locations, sometimes give a slogan without call-sign or location). Even more important, when there is a "hot spot" you want to monitor, such logs will tell you which frequencies to try.

Three publications you should find valuable are:

● *Broadcasting Stations of the World*, listing all foreign stations, and available from the Superintendent of Documents, General Post Office, Washington 25, D. C. In Part I (\$2.00), stations are arranged by country and city, most useful when you want to pick targets in advance. Part II (also \$2.00) lists the stations by frequency, and Part III (\$2.00) by call-sign and slogan.

● *Broadcasting Yearbook*, giving complete information on all U. S. stations, and available for \$4.00 from Circulation Department, Broadcasting Magazine, 1735 DeSales St., N. W., Washington 6, D. C. (They prefer that you mention your occupation when ordering.)

● *Jones Listing*, which lists all AM, FM, and TV stations in both the U. S. and Canada. It's available for \$1.00, postpaid, from the Vane A. Jones Co., 3749 N. Keystone Ave., Indianapolis 18, Ind.

-30-

ONLY COURSE OF ITS KIND!

COMPUTER BASICS



This great 5-volume Set on Computer theory, design, operation, testing and maintenance, provides all you need to know for a successful career in today's vital electronic data processing field. There's nothing like it!

This is the most comprehensive work ever published on computers—past, present and future. Developed for use by the U. S. Navy at a cost of over \$250,000—field-tested at the U.S.N. Training Center (Great Lakes, Ill.). Written for easy understanding by anyone with a background in basic electronics theory. Profusely illustrated. Hundreds of practice exercises to help reinforce your learning. Available singly or in 5-volume set.

- Vol. 1. Introduction to Analog Computers (CSS-1)
- Vol. 2. Analog Computers—Math & Circuitry (CSS-2)
- Vol. 3. Digital Computers—Math & Circuitry (CSS-3)
- Vol. 4. Digital Computers—Storage & Logic Circ. (CSS-4)
- Vol. 5. Organization, Programming, Maintenance (CSS-5)

Single volumes above, each only \$4.95


- 5-Volume Computer Basics Set (CSS), only \$22.50

(Complete Set contains over 1200 pages; 955 illustrations; 42 chapters; over 200 practice exercises; in sturdy slip case)

HOWARD W. SAMS

- Modern Dictionary of Electronics.**

This authoritative new reference volume is the most comprehensive dictionary now available on electronics. Defines over 10,000 words and terms; includes more than 350 illustrations. 6 x 9" hardbound. Order **DIC-1**, only \$6.95



- Handbook of Electronic Tables & Formulas.** Newly revised edition, enlarged almost 50%—the one-source reference for all electronics charts, tables, formulas, laws, symbols, constants, standards, codes, service, installation and design data; 6-page full-color FCC-assigned frequency spectrum charts. Nothing else like it. Hardbound, 5 1/2 x 8 1/2". Order **HTF-2**, only . . . \$3.95

- Transistor Circuit Manual.** Presents hundreds of typical transistor circuits—makes their design and operation easily understandable. Schematics and parts values are shown for each circuit; text describes function and characteristics. 256 pages. Order **TCM-1**, only \$4.95

HOWARD W. SAMS & CO., INC.

Order from any Electronic Parts Distributor, or mail to Howard W. Sams & Co., Inc., Dept. 9-B2, 1720 E. 38th St., Indianapolis 6, Ind.

Send books checked above. \$_____ enclosed

- Send Free Sams Index Send FREE Book List

Name _____

Address _____

City _____ Zone _____ State _____

IN CANADA: A. C. Simmonds & Sons, Ltd., Toronto 7 (outside U.S.A. priced slightly higher)



FM STEREO AT LOW COST


A "value packed" combination for exciting stereo FM entertainment! Tuner has pre-assembled, prealigned FM tuning unit for fast, easy assembly. Features flywheel tuning, automatic frequency control, handsome modern styling. Stereo converter has self-contained power supply, cathode follower outputs for A & B channels. 12 lbs.

Kit AJ-31S (includes AJ-31 tuner and converter) . . . no money down, \$7 mo. . . .
Saves \$2.50 only **\$69.95**

SPACE-SAVING AS-81 SERIES MINIATURE HI-FI SPEAKER SYSTEM KITS

Measures only 10 3/4" x 6 1/2" x 6 3/8". 70-14,000 cps response. 6" woofer, 3" tweeter, 8 ohm imp. 6 watt power rating. Factory assembled cabinet. 10 lbs.

Kit AS-81 . . . Unfinished **\$17.50**
Mahogany or Walnut **\$19.95**



SAVE TIME & STEPS WITH A HEATHKIT INTERCOM SYSTEM

Complete indoor & outdoor communications facilities in easy to build kit form. All-transistor master handles up to five indoor or outdoor remotes. Powerful 1 watt output and specially designed frequency response assure crisp, clear communications. Costs only 5¢ a month to operate!

Kit GD-121 Master Station . . . 5 lbs. . . . no money down, \$5 mo. **\$29.95**
Kit GD-131 Indoor Remote . . . 3 lbs. **\$8.95**
Kit GD-141 Outdoor Remote . . . 2 lbs. **\$5.95**

"CORDLESS" AM RADIO

Battery powered. 4" x 6" PM speaker; transistor circuit; ivory & green. 3 lbs.

Kit GR-131 Radio (less battery) **\$19.95**
GRA-131-1: Battery pack 2 lbs. **\$1.10**

HEATHKIT® offers MORE—more new

Whatever your interest, there's a Heathkit for you. Over 250 kits—each priced to save you money. Guaranteed to be easy to build and to provide years of enjoyment and superior performance.

Why take chances in kit buying—Heathkit's broad guarantee assures satisfaction every time.

Compare this guarantee with any competitive electronic kit manufacturer. See why Heathkit gives you more. Our pride in our quality, in our reputation and goodwill, in our painstakingly engineered "check-by-step" instructions is reflected in the unconditional guarantee that you, regardless of technical knowledge or experience, can build any Heathkit.

MONEY BACK GUARANTEE

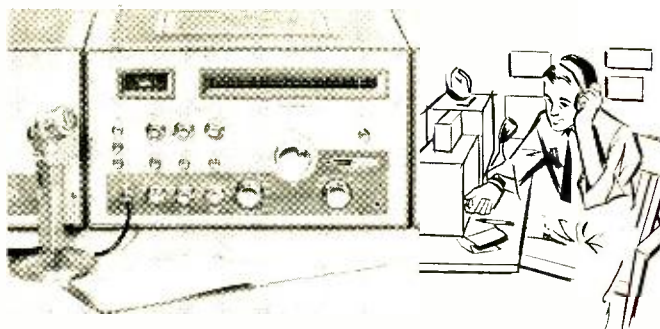
The Heath Company unconditionally guarantees that you can build any Heathkit product and that it will perform in accordance with our published specifications, by simply following and completing our check-by-step instructions, or your purchase price will be cheerfully refunded.



**WORLD-WIDE REACH!
SHORT WAVE RECEIVER**

Covers 550 kc to 30 mc in four bands. Illuminated 7" slide-rule dial & meter. Versatile controls for top reception. "Velvet touch" tuning. Easy circuit board assembly. Beige & aqua color. 9 lbs.

Kit GR-91... no money down, \$5 mo. **\$39.95**



**NEW! FIRST COMPLETE FILTER-TYPE
SSB TRANSMITTER IN KIT FORM!**

Another Heathkit first! Every desired SSB feature at half price. Send for full specifications and compare for yourself! Operates 80 through 10 meters with out-of-band coverage for MARS operation. 180 watts PEP—SSB & CW, 75 watts AM. Parallel 6146's in final. All power supplies built-in. Unique simplified alignment procedure!

Kit HX-10 SSB TRANSMITTER... 92 lbs. ... no money down, as low as \$22 mo. **\$334.95**



NEW CITIZEN'S BAND TRANSCEIVERS

New high-efficiency transmitter. 3-crystal controlled transmitting channels; single crystal or variable receiver tuning. Adjustable squelch, automatic noise limiter. Press-to-talk mic. Signal meter. 13 lbs.

Kit GW-11... specify AC or DC...
no money down, \$7 mo. ea. **\$69.95**



**POCKET SIZE
"WALKIE TALKIE"**

4-transistor; crystal-controlled. Range 1 mile. Easy circuit board assembly. 2 lbs.

Kit GW-31 ea. **\$24.95**

RESISTANCE & CAPACITOR DECADES

Provide precision resistor values from 1 ohm to 999,999 ohms in one ohm steps, at 1/2 of 1% accuracy... capacitor values from 100 mfd to 0.111 mfd in 100 minf steps.

Kit IN-11... 6 decade resistance kit 4 lbs. ...
no money down, \$5 mo. **\$24.95**

Kit IN-21... 3 decade capacitor kit... 3 lbs. **\$17.95**

kits, better guarantee, easier terms

*Don't wait to buy the kit you need!
Heathkit's easy terms let you
enjoy it while you pay!*

No need for cash. Beginners, enthusiastic amateurs and dedicated professionals will find kits to meet their needs... and pocketbooks. Here is tremendous quality at the lowest possible cost PLUS new relaxed credit terms. You can purchase any kit from \$25 to \$600 with no down payment and take up to 18 months to pay. What's more, when you purchase the kit of your choice, you purchase with confidence, with the sure knowledge that it will outperform any competitively priced product. Enjoy it today... pay for it tomorrow. Remember, no money down and up to 18 months to pay. With a Heathkit every dollar invested gives double enjoyment, double value!

HEATH COMPANY
Benton Harbor 10, Michigan

Yes, send me my free 1962 Heathkit catalog

NAME _____

ADDRESS _____

CITY _____ ZONE _____ STATE _____

Order direct by mail or see your Heathkit dealer.

Ship Parcel Post Express C.O.D. Best Way

Ordering instructions: Fill out this order blank, include 10¢ postage stamp (attach to an envelope), enclose check or money order, or add up to \$100.00 to your bill. Mich. A 211. Ship to: Heathkit, Inc., P.O. Box 10, Benton Harbor, Mich. 49810. Ship to: Heathkit, Inc., P.O. Box 10, Benton Harbor, Mich. 49810. Ship to: Heathkit, Inc., P.O. Box 10, Benton Harbor, Mich. 49810.

ITEM	MODEL NO	PRICE

HEATHKIT
By Design

Free Catalog!



Send in 10¢ postage stamp for free catalog. Also, send \$1.00 for the 1962 Heathkit catalog. Catalog is available to all Heathkit customers and is a valuable reference for all Heathkit enthusiasts.

This Christmas Give a Heathkit! ... from the World's Shopping Center for Electronic Kits.

Carl and Jerry

(Continued from page 88)

"Afraid not," he said. "I was interested in the 'Wagon Train' story on the TV here in back of the counter, and it was getting real exciting when this fellow came in the door. A runaway wagon smashed into a boulder and upset at the very instant I heard the door close behind that guy. I remember because at first I thought the sound of the slam-



ming door was the sound of the wagon wheel hitting the rock. Right after that a couple of out-of-towners stopped in to ask for directions on how to get out of here for Chicago. They were the stupid type, and it took me quite a while to straighten them out. I honestly couldn't tell you if that bird came in at 7:40 or eight o'clock. Sorry."

A dejected look started to spread over the captain's face, but when Carl leaned over and whispered in his ear he brightened up considerably.

"Take him down to the station and book him on suspicion of entry to commit a felony," he ordered the two officers who had located the car. "I'll be down as soon as I drop these boys off at their residence hall."

On the way Carl told Jerry what he had whispered to the captain: "You remember the counterman said the guy came in the door just as the wagon on the TV crashed into a rock. I suggested to the captain here that he call the TV station at Center City and ask them to hold a stopwatch on the *Wagon Train* tape as it ran through their monitor. Their log will show the exact second when the show started, and the timing of the tape is very precise. I'm confident they can fix the time that fellow entered the restaurant very closely."

"It's surely worth a try, anyway," Captain Dirkson said as he let them out in front of the H-3 building. "I'll put through a call to Center City as soon as I get back to the station, and I'll let you know if anything develops."

THE BOYS went up to their room and started again on the chemistry. After all the excitement, it was a little hard to settle down to studying, but they had learned you had to keep beating the books no matter what happened if you expected to stay in school; so soon they were concentrating on the job at hand. It was almost midnight when the buzzer sounded for Carl.

"Just thought you'd like to know your idea did the trick," Captain Dirkson's voice reported on the telephone. "The TV station established that the wagon-upsetting incident was aired at precisely 7:54 and eleven seconds. That knocked the restaurant alibi for a loop. When we laid it on the line for the guy, he cracked and confessed to all the robberies, some of which hadn't even been reported.

"Actually the fellow was in school last year at the university down state, and he lived in a fraternity house there. That's why he was so familiar with fraternity life. He pulled some jobs at *that* school and got away with them, then decided to favor *us* with his talents. If it hadn't been for you two, he'd probably still be running loose. I'll certainly tell Chief Morton what a help you've been, and I want you to know we appreciate it. Now you'd better go to bed. That's where I'm heading."

It was a good suggestion, and the boys took it. For a few minutes after the light was turned off, they lay there silent in their beds thinking about the other young man their own age lying in a jail cell. Finally, Jerry said slowly:

"You know, electronics was a nemesis for that poor guy. Electronics put the finger on him in the first place, and then a TV wagon train wrecked his alibi. His *second* mistake was transferring his operations from a liberal arts university to one with a strong accent on electronics."

"Well, you wouldn't expect a guy dumb enough to make the first mistake of starting to steal to be very bright," Carl muttered sleepily.

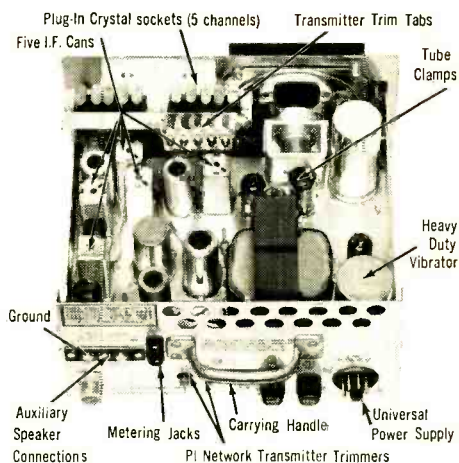
-50-

Magnetic Quiz Answers

(Questions on page 72)

- 1 TRUE. The north pole of a compass points to the earth's north magnetic pole which is actually the south pole of a large magnet inside the earth.
- 2 TRUE. The force of attraction between unlike magnetic poles varies inversely as the square of the distance between them.
- 3 TRUE. The north pole of a compass always indicates the direction of the magnetic field in which it lies. To determine the direction of the magnetic field, grasp the wire with your left hand with the thumb in the direction of electron flow, from A to B. Your fingertips will point in the direction of the magnetic field.
- 4 FALSE. Bar magnets should be stored so that opposite poles lie adjacent to each other. The magnetic field from each bar will then have a closed magnetic circuit lying entirely within the bars themselves. Hence, the magnetic fields are least likely to go into nearby metallic objects.
- 5 TRUE. There are no materials which resist magnetic fields. However, magnetic shields made of high-permeability materials such as mu-metal are used to bypass magnetic fields around the devices to be isolated from the effects of the magnetic fields.
- 6 FALSE. The D-ring is a shorted turn of copper used on a.c. relay coils to prevent armature chattering. When the magnetic field set up by the coil starts to collapse on alternate half cycles, a circulating current in the D-ring builds up a magnetic field which holds the contacts closed.
- 7 TRUE. This is the principle of "magnetostriction" used in ultrasonic transducers for sonar and in ultrasonic cleaning devices.
- 8 TRUE. Electrons will enter the coil from the bottom and exit at the top of the coil. Grasp the coil with your left hand with the fingers wrapped in the direction of the electron flow. Your thumb will point to the north pole.
- 9 FALSE. Use your left hand to determine the magnetic field around a moving electron. The thumb points in the direction of electron flow and the curled fingers point in the direction of its magnetic field. Hence, the electron coming out of the page will have a clockwise field around it. The magnetic field to the right of the electron will have the same direction as the field of the deflection coil. Since magnetic lines which have the same direction repel each other, the electron experiences a force to the left.
- 10 TRUE. Almost all of the magnet's magnetic lines of force will pass through the soft iron bar. The "keeper" is usually employed when storing permanent magnets in order to preserve the magnetic strength.

RELIABLE products from **RAYTHEON**



**POWERFUL
TALK . . .**

ONLY
RAY-TEL TWR 2 \$189.95

Outstanding design features and a precision-engineered chassis give the TWR 2 clearer transmission and more stable reception. A nominal power output of 2.9 watts into 20 to 100 ohm resistive antenna loads is typical of Ray-Tel's exceptional performance.

Raytheon's 35-year-experience in electronics, makes the Ray-Tel TWR 2 the finest Citizens Band two-way radio you can purchase today. See your Raytheon dealer or mail this coupon for more information. Dealer inquiries are invited.

RAYTHEON COMPANY

Distributor Products Division

RAYTHEON

411 Providence Highway
Westwood, Mass.

Please send me FREE information about the Ray-Tel.

Name _____

Address _____

City _____ Zone _____ State _____

COYNE
TRAINS YOU
IN SPARETIME
AT HOME

COYNE
QUALITY
TRAINING
AT LOWEST
COST

TELEVISION
RADIO - COLOR TV

Only from famous COYNE do you get this modern up-to-the minute TV Home Training. Easy to follow instructions—fully illustrated with 2150 photos and diagrams. Not an old Radio Course with Television tacked on. Includes UHF and COLOR TV. Personal guidance by Coyne Staff. *Practical Job Guides* to help you **EARN MONEY QUICKLY IN A TV-RADIO SALES AND SERVICE BUSINESS—part time or full time. COSTS MUCH LESS—pay only for training—no costly “put together kits.”**

SEND TODAY FOR FREE BOOK

SEND COUPON or write to address below for *Free Book* and full details including EASY PAYMENT PLAN. NO COST OR OBLIGATION—NO SALESMAN WILL CALL.



B. W. COOKE, Jr.,
 Pres.

COYNE
ELECTRICAL SCHOOL

FOUNDED 1899

CHARTERED AS AN EDUCATIONAL INSTITUTION NOT FOR PROFIT
 1501 W. Congress Pkwy. Dept. 22-H2, Chicago 7, Ill.

COYNE Television Home Training Div.
 New Coyne Building, Dept. 22-H2
 1501 W. Congress Pkwy., Chicago 7, Ill.

Send FREE BOOK and details of your Television Home Training offer.

Name _____

Address _____

City _____ State _____

LEARN WHILE YOU SLEEP!

Experiment in this fascinating, educational new field. Use your phono, recorder or amazing new “Electronic Educator” endless tape recorder. Free catalog lists over 200 unusual tapes, records, equipment for sleep-learning & hypnosis experimenters. Sleep-Learning Research Ass’n., Box 24-PE, Olympia, Wash.

engineering degree in 27 months

Enjoy better income . . . sure advancement. Major corporations visit us regularly to interview and employ seniors. **BACHELOR OF SCIENCE IN 27 MONTHS** in Electrical, Mechanical, Aeronautical, Chemical, Civil Engineering. **IN 36 MONTHS** in Business Administration. Small classes. More professional class hours. Well-equipped labs. Campus. New Dorms. *Low costs.* Founded 1884. Enter Mar., June, Sept., Jan. Write J. D. Murphy for Catalog and “Your Career in Engineering and Commerce” Book.

TRI-STATE COLLEGE

3622 College Avenue
 Angola, Indiana

Introducing Aunt Minnie

(Continued from page 54)

across the relay coil doesn't increase linearly in proportion to the current through $L1$, due to saturation of the core by the combined a.c. current drawn by the load and the d.c. current drawn by the rectifier and relay. If a curve of d.c. relay coil voltage vs. a.c. load current were plotted, we would find that complete saturation occurs at somewhere around 12 volts d.c., a safe value for both the relay and the electrolytic capacitors.

At this point, the a.c. load current is about 3 amperes, a trifle heavy for continuous operation in view of the No. 20 wire with which $L1$ is wound. Assuming a maximum safe load current of 2 amperes, many black-and-white TV tuners could also be operated in conjunction with the system. With the TV tuner drawing 2 amperes, 11.4 volts would appear across the relay coil, resulting from an a.c. drop of about 4.05 volts across $L1$. This small loss will not as a rule affect the operation of a device designed for a 105-125 volt or even a 110-120 volt supply.

Alternate Circuit. If it is necessary to include a heavy-drain device such as a color-TV tuner in the system, it is still possible to use the “Aunt Minnie” principle by modifying $L1$ to an autotransformer having two taps; see the schematic diagram of this version of the circuit. Reactor $L1$ now consists of three sections: one of 22 turns of No. 18 wire for the heavy-current receptacle $SO1$; an additional one of 53 turns of No. 22 wire, giving a total of 75 turns for the medium-current receptacles $SO2$, $SO3$, and $SO4$; and 82 more turns of No. 24 wire. This makes a total of 157 turns through which current to $SO5$ must flow.

Since the rectifier and relay are connected across the entire winding, $SO1$ handles loads of 50 to 360 watts; $SO2$, $SO3$, and $SO4$ loads from 15 to 100 watts; and $SO5$ loads from 7.5 to 40 watts. The result is an arrangement which takes care of almost any assortment of components that are likely to be encountered in a music wall. And the music wall, complicated and intricate as it may look, is so simple to operate that even Aunt Minnie can do it!

—50—



Send
**POPULAR
 ELECTRONICS**
 Every Month

NAME.....

ADDRESS.....

CITY..... ZONE..... STATE.....

3 years for \$10

Check one: 2 years for \$7

1 year for \$4

in the U. S., and possessions.

Payment Enclosed Bill Me

Foreign rates: Canada and Pan American Union countries, add .50 per year; all other foreign countries, add \$1 per year.

Mail to:

POPULAR ELECTRONICS

Dept. PE-262H, 434 S. Wabash Ave.,

CHICAGO 5, ILL.



**11 OLSON STORES
 PLUS MAIL ORDER**

Olson Stores In:

AKRON, OHIO
 69 W. State Street

ATLANTA, GA.
 485 Peachtree St., N.E.

BUFFALO, N.Y.
 711 Main Street

CHICAGO, ILL.
 4101 N. Milwaukee Ave.

CHICAGO, ILL.
 123 N. Western Ave.

CLEVELAND, OHIO
 2020 Euclid Ave.

CLEVELAND, OHIO
 6813 Pearl Road

COLUMBUS, OHIO
 142 N. High Street

INGLEWOOD, CALIF.
 4642 W. Century Blvd.

MILWAUKEE, WISC.
 423 W. Michigan

PITTSBURGH, PENN.
 5918 Penn Ave.



FREE



FREE



FREE



FREE



FREE



FREE

Fill in coupon for a FREE One Year Subscription to OLSON'S Fantastic Bargain Packed Catalog — Unheard of LOW, LOW, WHOLESALE PRICES on Brand Name Speakers, Changers, Tubes, Tools, Hi-Fi's, Stereo Amps, Tuners and other Bargains.

MAIL TO: ■ ■ ■ ■ ■



OLSON ELECTRONICS
 829 S. Forge Street
 Akron 8, Ohio

NAME.....

ADDRESS.....

CITY..... ZONE..... STATE.....

SAVE OVER 40% ON HI-FI

USE OUR EASY-PAY-PLAN Up to 24 months to pay

24LJ—Grommes—24 W. Stereo Amp. w/cover.....\$89.95
 101GTA—Grommes—FM/AM Stereo Tuner w/cover.... 89.95
 1—Collaro—4-speed Stereo Changer..... 59.50
 Audio Empire #108 Stereo Diam. Cart..... 34.95
 2-UV-30 Universal Walnut Bookshelf Spkr. Systems..159.90
 All interconn tables and inst. no charge.

Send for **FREE** Quotations on Your Package or Single Component

Catalog Price\$434.25
 YOUR COST 259.25
 You Save
 Over 40%\$175.00

BEFORE YOU BUY HI-FI—write for no obligation quotation on your Hi-Fi requirements. We guarantee "We Will Not Be Undersold." **FREE WHOLESALE CATALOG.**

ELECTRONIC WORLD HI-FI RECORDING TAPE

7" Spools Splice Free Freq. Resp. 30 15KC

	3-11	12-23	24-100
12A 1200' Acetate	\$1.29	\$1.17	\$.99
18A 1800' Acetate	1.79	1.59	1.45
18M 1800' Mylar	2.09	1.99	1.85
24M 2400' Mylar	2.69	2.59	2.49

Any assortment permitted for quantity discount. Add 15c per spool postage. 10c 24 or more.

All mdse. sold on 15-day money-back guarantee.

HI-FIDELITY

CENTER

"The House Of Low Low Prices"

220-PE East 23rd Str., New York 10, N. Y.



SELL YOUR USED EQUIPMENT Through POPULAR ELECTRONICS' Classified Columns!

The 400,000 purchasers of **POPULAR ELECTRONICS** are always interested in good used equipment or components. So, if you have something to sell, let PE readers know about it through our classified columns. It costs very little: **just 60¢ a word**, including name and address. Minimum message: 10 words.

For further information write:

Martin Lincoln
POPULAR ELECTRONICS
 One Park Avenue
 New York 16, N. Y.

Introducing Uncle Tim

(Continued from page 55)

3, 4, and 5 to *NO* contacts 3, 4, and 5, thus activating *SO1*.

Socket *SO2*, incidentally, is an optional receptacle that is wired to an unused relay pole in such a way that it is deactivated when *SO1* is activated. In the author's case, it is used to extinguish a lamp (2.5 amperes maximum) as the system goes on.

About the Circuit. Assume that relay *K1* and switch *S2* are in the position shown in the schematic diagram, but that *S1* is down (*NO*). Under these conditions, voltage from the power plug (*PL1*) is stepped down in the secondary of transformer *T1*; because the secondary circuit is open (at *NC2* of *S2*), no current will flow.

Now suppose that switch *S1* is thrown to the position shown. Control current will then flow through *NC* of *S1* to pole 1 and *NC1* of *S2*, and then to the pickup coil of *K1*, energizing it and lighting both indicators (*I1* and *I2*). As soon as *K1* closes, the control current flow to the pickup coil is broken, but the relay will remain in this position until the drop-out coil is pulsed. Instead of switch *S1*, switch *S2* (remote) could have been thrown to apply control voltage to pole 1 of *K1* via pole 2 to *NO2* of switch *S2*.

When either of the two switches is thrown again, a control current path through pole 2 to *NO2* of *S1* and to the drop-out coil exists, causing the relay to drop out and break the control current at pole 2.

-30-

The S-9'er

(Continued from page 51)

use coaxial cable between the output jack and the receiver. The chassis cover should be left off temporarily. Switch both the receiver and the *S-9'er* on and set the coupling for maximum, the regeneration control (*C2*) for maximum capacity, and switch *S1* to *Out*.

Tune in a signal on the receiver at about 6 mc. and set *S1* to *In*. Adjust capacitor *C1* (main tuning) for maximum signal volume, then slowly decouple coils *L1* and *L2* (keeping capacitor *C1*

Always say you saw it in—POPULAR ELECTRONICS

peaked up) until, once again, you've reached the point of maximum volume. If regeneration occurs while you're adjusting the coupling, slowly vary the capacity of $C3$ until it stops. Now decrease the capacity of $C2$ until regeneration occurs, then back off slowly, keeping the coupling and main tuning peaked up, until the signal is loudest. This optimum point, ideally, should not be far from the minimum-capacity setting of $C2$; if $C2$'s setting is much higher, it will be necessary to increase the capacity of $C3$.

Check the operation of the unit over several other frequencies within its range, making sure that all controls operate smoothly and that regeneration can be stopped, even with the coupling at minimum. Then install the cover—and your *S-9'er* is all set to go.

You'll find, incidentally, that it's best not to set the regeneration too high—or settings will require frequent changing as you tune a band. Though the controls do interact to some extent, a little practice will soon enable you to make adjustments quickly. —30—

Transistor Topics

(Continued from page 80)


stereo amplifier in kit form. Designated as the Knight-Kit KX-60, the unit employs a high-efficiency circuit utilizing 20 transistors and 4 diodes, and can deliver up to 25 watts per channel. Frequency response is ± 1 db, 20-20,000 cycles; harmonic distortion is less than 1.0% at full output. Measuring $2\frac{3}{4}$ " high by 11" wide and $9\frac{1}{4}$ " deep, the KX-60 weighs only 8 pounds. Catalogued as No. 83 YU 994, it sells for \$79.95, less case and postage.

A transistorized field strength meter, ideal for CB use, is now available from Lafayette Radio Electronics Corp. (165-08 Liberty Ave., Jamaica 33, N. Y.). Known as the Model TM-16, the instrument is powered by an inexpensive flashlight battery and equipped with an ear-phone jack for monitoring purposes. It sells for \$14.95, plus postage.

Looks like "thirty" for now, fellows. Have you started planning your Spring projects yet?

—Lou

FREE CAREER BOOKLET



To guide you to a successful future in

ELECTRONICS RADIO-TV COMPUTERS ELECTRICAL ENGINEERING

This interesting pictorial booklet tells you how you can prepare for a dynamic career as an Electrical Engineer or Engineering Technician in many exciting, growing fields:

**MISSILES • AVIONICS • AUTOMATION
SALES • DEVELOPMENT
ELECTRICAL POWER • ROCKETRY
RADAR • RESEARCH**

Get all the facts about job opportunities, length of study, courses offered, degrees you can earn, scholarships, part-time work — as well as pictures of the Milwaukee School of Engineering's educational and recreational facilities. No obligation — it's yours free.

MILWAUKEE SCHOOL OF ENGINEERING

MAIL COUPON TODAY!

Milwaukee School of Engineering
Dept. PE-262, 1025 N. Milwaukee St., Milwaukee, Wis.
Please send FREE "Your Career" booklet
I'm interested in
 Electronics Radio-TV Computers
 Electrical Engineering Mechanical Engineering


Name..... Age.....
PLEASE PRINT
Address.....
City..... Zone..... State.....
 I'm eligible for veterans education benefits.
Discharge date..... MS-117

EXAMINE ANY OF THESE TESTERS BEFORE YOU BUY!!

Yes, we offer to ship at our risk one or more of the testers described on these pages.

SUPERIOR'S NEW MODEL 85 TRANS-CONDUCTANCE TYPE

TUBE TESTER



Model 85—Trans-Conductance Tube Tester. Total Price \$52.50 Terms: \$12.50 after 10 day trial, then \$8.00 monthly for 5 months if satisfactory. Otherwise return, no explanation necessary.

• FREE FIVE (5) YEAR CHART DATA SERVICE. Revised up-to-date subsequent charts will be mailed to all Model 85 purchasers at no charge for a period of five years after date of purchase.

Model 85 comes complete, housed in a handsome portable cabinet with slip-on cover. Only

\$52.50

• Employs latest improved TRANS-CONDUCTANCE circuit. Test tubes under "dynamic" (simulated) operating conditions. An in-phase signal is impressed on the input section of a tube and the resultant plate current change is measured as a function of tube quality. This provides the most suitable method of simulating the manner in which tubes actually operate in radio, TV receivers, amplifiers and other circuits. Amplification factor, plate resistance and cathode emission are all correlated in one meter reading.

• SYMBOL REFERENCES: Model 85 employs time-saving symbols (♦, ▲, ■) in place of difficult-to-remember letters previously used. Repeated time-studies proved to us that use of these scientifically selected symbols speeded up the element switching step. As the tube manufacturers increase the release of new tube types, this time-saving feature becomes necessary and advantageous.

• "FIVE-POINT" LEVER TYPE ELEMENT SWITCH ASSEMBLY marked according to RETMA basing, permits application of test voltages to any of the elements of a tube.

SUPERIOR'S NEW MODEL 83A

C.R.T. TESTER

Tests — Rejuvenates ALL PICTURE TUBES



ALL BLACK AND WHITE TUBES From 50 degree to 110 degree types — from 8" to 30" types.

ALL COLOR TUBES

Test ALL picture tubes—in the carton—out of the carton—in the set!

Model 83A provides separate filament operating voltages for the older 6.3 types and the newer 8.4 types.

Model 83A properly tests the red, green and blue sections of color tubes individually — for each section of a color tube contains its own filament, plate, grid and cathode. Model 83A will detect tubes which are apparently good but require rejuvenation. Such tubes will provide a picture seemingly good but lacking in proper definition, contrast and focus.

Model 83A — C. R. Tube Tester. Total Price \$38.50 Terms: \$8.50 after 10 day trial, then \$6.00 monthly for 5 months if satisfactory. Otherwise return, no explanation necessary.

Rejuvenation of picture tubes is not simply a matter of applying a high voltage to the filament. Such voltages improperly applied can strike the cathode of the oxide coating essential for proper emission. The Model 83A applies a selective low voltage uniformly to assure increased life with no danger of cathode damage.

Comes housed in handsome portable Saddle Stitched Texon case—complete with sockets for all black and white tubes and all color tubes. Only

\$38.50

SUPERIOR'S NEW MODEL 79

SUPER-METER

WITH NEW 6" FULL VIEW METER



Model 79—Super-Meter Total Price \$38.50 Terms: \$8.50 after 10 day trial, then \$6.00 per month for 5 months, if satisfactory. Otherwise return, no explanation necessary.

Model 79 comes complete with operating instructions and test leads. Only

\$38.50


SPECIFICATIONS: D.C. VOLTS: 0 to 15 15/75/150/750/1,500 • A.C. VOLTS: 0 to 15/30/150/300/71,500/2,000 • D.C. CURRENT: 0 to 1.5/15/150 Ma. • 0 to 15/15 Amperes • RESISTANCE: 0 to 1,000/100,000 Ohms • 0 to 10 Meg-ohms • CAPACITY: .001 to 1 Mid. 1 to 50 Mid • REACTANCE: 50 to 2,500 Ohms 2,500 Ohms to 2.5 Megohms • INDUCTANCE: .15 to 7 Henries, 7 to 7,000 Henries • DECIBELS: —6 to +18, +14 to —38, —34 to —58

The following components are all tested for QUALITY at appropriate test potentials. Two separate BAD-GOOD scales on the meter are used for direct readings. All Electrolytic Condensers from MFD to 1000 MFD • All Selenium Rectifiers • All Germanium Diodes • All Silicon Rectifiers • All Silicon Diodes

SUPERIOR'S NEW MODEL TV-50A

GENOMETER

7 Signal Generators in One!



Model TV50-A—Genometer Total Price \$47.50 Terms: \$11.50 after 10 day trial, then \$6.00 monthly for 6 months if satisfactory. Otherwise return, no explanation necessary.

- ✓ R.F. Signal Generator for A.M.
- ✓ R.F. Signal Generator for F.M.
- ✓ Audio Frequency Generator
- ✓ Bar Generator
- ✓ Marker Generator
- ✓ Color Dot Pattern Generator
- ✓ Cross Hatch Generator

A versatile all-inclusive GENERATOR which provides ALL the outputs for servicing;

A.M. Radio • F.M. Radio • Amplifiers • Black and White TV • Color TV

The Model TV-50A comes complete with shielded leads and operating instructions.

\$47.50
Only

DID YOU EVER?

- ▶ Order merchandise by mail, including deposit or payment in full, then wait and write... wait and write?
- ▶ Purchase anything on time and sign a lengthy complex contract written in small difficult-to-read type?
- ▶ Purchase an item by mail or in a retail store then experience frustrating delay and red tape when you applied for a refund?

Obviously prompt shipment and attention to orders is an essential requirement in our business. . . We ship at our risk!

NO

**CONTRACT TO SIGN
CO-MAKERS
EMPLOYER
NOTIFICATION**

The simple order authorization included in this offer is all you sign. We ask only that you promise to pay for or return the goods we ship in good faith.


**EXAMINE ANY ITEM YOU SELECT
IN THE PRIVACY OF YOUR OWN HOME**

Then if completely satisfied pay on the interest-free terms plainly specified. When we say interest-free we mean not one penny added for "interest" for "finance" for "credit-checking" or for "carrying charges." The net price at each tester is plainly marked in our ads—that is all you pay except for parcel post or other transportation charges we may prepay.

SUPERIOR'S NEW MODEL 82A

Multi-Socket Type

TUBE TESTER



**TEST ANY TUBE IN
10 SECONDS FLAT!**

- 1 Turn the filament selector switch to position specified.
- 2 Insert it into a numbered socket as designated on our chart (over 600 types included.)
- 3 Press down the quality button—

THAT'S ALL! Read emission quality direct on bad-good meter scale.

SPECIFICATIONS

- Tests over 600 tube types
- Tests 024 and other gas-filled tubes
- Employs new 4" meter with sealed air-damping chamber resulting in accurate vibrationless readings
- Use of 22 sockets permits testing all popular tube types
- Dual Scale meter permits testing of low current tubes
- 7 and 9 pin straighteners mounted on panel
- All sections of multi-element tubes tested simultaneously
- Ultra-sensitive leakage test circuit will indicate leakage up to 5 megohms

Model 82-A—TUBE TESTER
Total Price \$36.50
Terms: \$6.50 after 10 day trial, then \$6.00 per month for 5 months if satisfactory. Otherwise return, no explanation necessary.

Don't let the low price mislead you! We claim Model 82A will outperform similar looking units which sell for much more — and as proof, we offer to ship it on our examine before you buy policy.

Model 82A comes housed in handsome, portable case **\$36.50** Only

SUPERIOR'S NEW MODEL TW-11

STANDARD PROFESSIONAL

TUBE TESTER



Model TW-11—TUBE TESTER
Total Price \$47.50
Terms: \$11.50 after 10 day trial, then \$6.00 per month for 6 months if satisfactory. Otherwise return, no explanation necessary.

• Uses the new self-cleaning Lever Action Switches for individual element testing. Because all elements are numbered according to pin-number in the RMA base numbering system, the user can instantly identify which element is under test.

• Free-moving built-in roll chart provides complete data for all tubes. All tube listings printed in large-easy-to-read type.


• **NOISE TEST:** Phono-lack on front panel for plugging in cities, phones or external amplifier will detect microphonic tubes or noise due to faulty elements and loose internal connections.

• **SEPARATE SCALE FOR LOW-CURRENT TUBES**—Previously, on emission type tube testers, it has been standard practice to use one scale for all tubes. As a result, the calibration for low-current types has been restricted to a small portion of the scale. The extra scale used here greatly simplifies testing of low-current types.

The Model TW-11 comes housed in a handsome, portable, saddle-stitched Texon case. **\$47.50**

SUPERIOR'S NEW MODEL 77

VACUUM TUBE VOLTMETER WITH NEW 6" FULL-VIEW METER



Compare it to any peak-to-peak V. T. V. M. made by any other manufacturer at any price!

SPECIFICATIONS:


- DC VOLTS—0 to 3/15/75/150/300/750/1500 volts at 11 megohms input resistance
- AC VOLTS (RMS)—0 to 3/15/75/150/300/750/1500 volts
- AC VOLTS (Peak to Peak)—0 to 8/40/200/400/800/2000 volts
- **ELECTRONIC OHMMETER**—0 to 1000 ohms/10,000 ohms/100,000 ohms/1 megohm/10 megohms/100 megohms/1,000 megohms.
- **DECIBELS**—10 db to +18 db, +10 db to +38 db, +30 db to +58 db. All based on 0 db = .006 watts (6 mw) into a 500 ohm line (1.73v).
- **ZERO CENTER METER**—For discriminator alignment with full scale range of 0 to 1.5/7.5/37.5/75/150/375/750 volts at 11 megohms input resistance.

Model 77—Vacuum Tube Voltmeter
Total Price \$42.50
Terms: \$12.50 after 10 day trial, then \$6.00 monthly for 5 months if satisfactory. Otherwise return, no explanation necessary.

Complete with operating instructions, Probe, leads and case. 110-120 volt 60 cycle. Only **\$42.50**

SUPERIOR'S NEW MODEL 88

TESTS ALL TRANSISTORS AND TRANSISTOR RADIOS



Model 88—Transistor Radio Tester and Dynamic Transistor Tester. Total Price \$38.50
Terms: \$8.50 after 10 days trial, then \$6.00 monthly for 5 months if satisfactory. Otherwise return, no explanation necessary.

AS A TRANSISTOR RADIO TESTER
An R.F. Signal source, modulated by an audio tone is injected into the transistor receiver from the antenna through the R.F. stage, past the mixer into the I.F. Amplifier and detector stages and on to the audio amplifier. This injected signal is then followed and traced through the receiver by means of a built-in High Gain Transistorized Signal Tracer until the cause of trouble is located and pinpointed.

AS A TRANSISTOR TESTER

The Model 88 will test all transistors including NFN and PNP, silicon, germanium and the new gallium arsilide types, without referring to characteristic data sheets. The time-saving advantage of this technique is self-evident. A further benefit of this service is that it will enable you to test new transistors as they are released!

Comes housed in a handsome portable case. Complete with a set of Clip-On Cables for Transistor Testing, an R.F. Diode Probe for R.F. and I.F. Tracing, an Audio Probe for Amplifier Tracing and a Signal Injector Cable—Only **\$38.50**

SEND POSTCARD TODAY (NO POSTAGE NECESSARY)

Try any of the instruments on this or the facing page for 10 days before you buy. If completely satisfied then send down payment and pay balance as indicated on coupon. No interest or Finance Charges Added! If not completely satisfied return unit to us, no explanation necessary.

MOSS ELECTRONIC, INC., DEPT D-919 3849 TENTH AVENUE, NEW YORK 34, N.Y.

NEW 4-WAY POCKET TOOL

a real "working partner" for removing backs of TV sets and installing antennas



1 It's a 1/4" nut driver!
Fits Parker-Kalon screws.

Genuine Xcelite plastic handle.
Equipped with pocket clip.

2 It's a 7/16" nut driver!
Ideal for antenna installations.

3 It's a No. 1 Phillips screwdriver!

Double-end blade inserts in 7/16" hex opening.

4 It's a 3/16" slotted screwdriver!

XCELITE

XCELITE, INC. • ORCHARD PARK, N. Y.
Canada, Charles W. Pointon, Ltd., Toronto, Ont.

See "No. 600" next time you pick up parts.



If you've recently changed your address, or plan to in the near future, be sure to notify us at once. We'll make the necessary changes on your mailing plate, and see to it that your subscription continues without interruption. Right now—print the information requested in the spaces below and mail it to: POPULAR ELECTRONICS, 434 So. Wabash Ave., Chicago 5, Illinois.

Name *Please PRINT!*

*Account No.

Old Address

City State

New Address

City Zone State

Mail copies to new address starting with _____ issue.

*(Your Account Number appears directly above your name on the mailing label.)

Milliwatt on 6

(Continued from page 58)

oscillation if it isn't properly adjusted.

Once the correct resistance for R_2 has been determined, the potentiometer can be removed and a fixed resistor substituted in its place—its value will likely turn out to be "oddball." The author picked a standard value just below the required value and carefully filed away at the resistor body to achieve the value needed. (A carbon resistor has a hard case around an inner carbon composition element; its effective resistance increases as this inner element is carefully filed away.)

Operating Hints. The transmitter can be coupled to an antenna with a one- or two-turn link (L_2), and tank capacitor C_4 adjusted for maximum output. This capacitor may also have to be adjusted when determining the operating point in the above tests.

Over-modulation can be prevented by speaking at the proper distance from the microphone. The optimum distance can be determined by monitoring the signal on a receiver—the correct microphone placement is evident when the "cleanest" modulation is heard.

-30-

the BREADBOARD by Sinclair



OH, HELLO THERE! JUST GETTING IN FROM A HOUSE CALL. SAY, LET ME TELL YOU ABOUT THIS ONE, A REAL **DOG!**



NO HIGH VOLTAGE. I FINALLY TRACED THE TROUBLE TO SHORTED TURNS IN ONE OF THE DEFLECTION COILS.



IN A MOMENT OF MIRTH I ASKED THE LADY OF THE HOUSE IF SHE HAD ANY FRESH **EGGS** HANDY.



THAT'S A **YOKE, SON!**

On the Citizens Band

(Continued from page 74)

tor is defective. If the green lamp goes out for more than a second or so, stop operating and push the switch on the monitor. If a broadcast stoppage is due to a station break or malfunction at the station, you'll know about it after listening for a few seconds. If you think it may be due to a Conelrad alert, try other stations, but avoid transmitting with your CB set until you have determined what caused the silence.

Don't worry about the monitor "blasting" when you push the switch—the #49 lamp in series with the loudspeaker makes a very effective output limiter, keeping the audio at a reasonable level. And be sure to operate your CB rig *only* when the green lamp is lit.

Club Notes. The CB Pioneers (Elkhart, Ind.) recently filed papers to incorporate their club. Any club will find such a move worth contemplating, because it can afford many legal advantages. If your club is firmly established and not

already incorporated, you might want to check on this matter with an attorney. . . . The Kenosha (Wis.) Citizens Band Club has designated channel 7 as the "calling" channel for the area it serves. If you're traveling in that region and need assistance, the members of this club will be glad to help you. . . . The Citizens Radio League (Chicago, Ill.) provided communications for sports car races at Meadowdale International Raceway in Carpentersville, Ill., not too long ago. Fourteen members in ten mobiles operated the system. . . . When a 45-foot Canadian sailing schooner broke up on the rocks near Ocean City, Md., recently, a mobile unit of the Eastern Shore Marine Radio Club (CB) was on the scene, calling its base station in an effort to obtain the necessary emergency and rescue equipment from the local authorities. . . . Back last fall, the Racine (Wis.) CB Club sponsored Red Cross First Aid Courses to prepare its members for emergencies. . . . The Midwest DX-Shortwave Radio Club (2100 W. William St., Decatur, Ill.) has added a CB section. Although originally an SWL club, the or-

TV-RADIO Servicemen or Beginners . . .

Send for *Coyne's*
7-Volume Job-Training Set
on 7-Day **FREE TRIAL!**



The First
Practical
ELECTRONICS
Shop
Library!

**Answers ALL Servicing Problems QUICKLY . . .
Makes You Worth More On The Job!**

Put money-making, time-saving TV-RADIO-ELECTRONICS know-how at your fingertips—examine Coyne's all-new 7-Volume TV-RADIO-ELECTRONICS Reference Set for 7 days at our expense! Shows you the way to easier TV-Radio repair—time saving, practical working knowledge that helps you get the BIG money. How to install, service and align ALL radio and TV sets, even color TV, UHF, FM and transistorized equipment. New photo-instruction shows you what makes equipment "click". No complicated math or theory—just practical facts you can put to use immediately right in the shop, or for ready reference at home. Over 3000 pages; 1200 diagrams; 10,000 facts!

SEND NO MONEY! Just mail coupon for 7-Volume TV-Radio Set on 7-Day FREE TRIAL! We'll include the FREE BOOK below. If you keep the set, pay only \$5 in 7 days and \$7 per month until \$27.25 plus postage is paid. Cash price only \$24.95. Or return set at our expense in 7 days and owe nothing. Either way, the FREE BOOK is yours to keep. Offer limited, so act NOW!

FREE DIAGRAM BOOK!

We'll send you this big book, "150 Radio-Television Picture Patterns and Diagrams Explained," ABSOLUTELY FREE just for examining Coyne's 7-Volume Shop Library on 7-Day FREE TRIAL! Shows how to cut servicing time by reading picture-patterns, plus schematic diagrams for many TV and radio sets. Yours FREE whether you keep the 7-Volume Set or not! Mail coupon TODAY!



"LEARNED MORE FROM THEM THAN FROM 5 YEARS WORK!"

"Learned more from your first two volumes than from 5 years work."
—Guy Bliss, New York

"Swell set for either the serviceman or the beginner. Every serviceman should have one."
—Melvin Masbruch, Iowa.

**Educational Book Publishing Division
COYNE ELECTRICAL SCHOOL**
1455 W. Congress Parkway Dept. 22-PE, Chicago 7, Illinois

Like Having An Electronics Expert Right At Your Side!

VOL. 1—EVERYTHING ON TV-RADIO PRINCIPLES! 300 pages of practical explanations; hundreds of illustrations.

VOL. 2—EVERYTHING ON TV-RADIO-FM RECEIVERS! 403 pages; fully illustrated.

VOL. 3—EVERYTHING ON TV-RADIO CIRCUITS! 336 pages; hundreds of illustrations, circuit diagrams.

VOL. 4—EVERYTHING ON SERVICING INSTRUMENTS! How they work, how to use them. 368 pages; illustrated.

VOL. 5—EVERYTHING ON TV TROUBLESHOOTING! Covers all types of sets. 437 pages; illustrations, diagrams.

VOL. 6—TV CYCLOPEDIA! Quick and concise answers to TV problems in alphabetical order, including UHF, Color TV and Transistors; 868 pages.

VOL. 7—TRANSISTOR CIRCUIT HANDBOOK! Practical Reference covering Transistor Applications; over 200 Circuit Diagrams; 410 pages.

BOOKS HAVE BRIGHT, VINYL CLOTH WASHABLE COVERS

FREE BOOK—FREE TRIAL COUPON!

Educational Book Publishing Division
COYNE ELECTRICAL SCHOOL
1455 W. Congress Parkway, Dept. 22-PE, Chicago 7, Ill.
Yes! Send me COYNE'S 7-Volume Applied Practical TV-RADIO-ELECTRONICS Set for 7-Days, FREE TRIAL per offer. Include "Patterns & Diagrams" book FREE!

Name Age

Address

City Zone State

Check here if you want Set sent C.O.D. Coyne pays postage on C.O.D. and cash orders. 7-Day Money-Back Guarantee.

KUHN

...LEADERS IN SPECIALIZED RECEIVING EQUIPMENT"

**MOBILE
FIXED
CONVERTERS**

- POLICE
- FIRE
- COMMERCIAL
- CITIZEN'S BAND

**345A
Complete
\$29.95**



A new high gain crystal controlled converter. Excellent sensitivity. Rugged construction. Easy to install. Designed for standard transistor car radios. Requires no high voltage supply. 2-54 MC or 150-102 MC.

KUHN CONVERTERS . . . the most advanced line . . . designed for optimum performance.



**348A
Complete
\$34.95**

Transistorized, directly tunable Converter. Powered with self-contained mercury cell. Excellent sensitivity and stability. Designed for car, home or portable receivers. Two types available: Aircraft VHF 115-130 MC or 150-102 MC.



**344A
Complete
\$23.95**

A new low cost Crystal Controlled Converter designed for use with standard transistor car radios. Operates directly from 12V DC. Rugged construction. Good sensitivity. Range 2-54 MC.

ORDER TODAY or SEND FOR FREE CATALOG . . . containing complete information on a full line of CONVERTERS AND RECEIVERS FOR EVERY APPLICATION



315A Complete \$14.95

A low cost Tunable Converter for any 10 MC area of: 26-54 MC, Aircraft VHF, or 150-102 MC. Easily installed. For use with home or auto sets. 315A Directly Tunable Converter. Available in four ranges: 26-30 MC, 30-30 MC, 115-130 MC, or 150-102 MC. Complete \$21.95



20 GLENWOOD CINCINNATI 17, OHIO

PORT ARTHUR COLLEGE ELECTRONICS COMMUNICATIONS

**AM FM Television Broadcast Engineering
Industrial Electronics—Automation**

CHECK THESE FEATURES: Tuition \$10 per mo., room & board \$60 per mo. in dorm on campus. College operates 5 KW broadcast station. Students get on-the-job training at studios on campus. FCC license training with all courses. Well equipped classrooms & lab., am fm transmitters, radar & marine eqmt., television camera chain, experiment lab test eqmt., & other training aids. Our graduates in demand at good salaries. Free placement service. Have trained men from all 50 states. Approved for GI. Write to Dept. P-262 for Free Booklet.

PORT ARTHUR COLLEGE Port Arthur Texas
Established in 1909

McGEE 1962 CATALOG 176 Pages - Mailing Now

SENT FREE—WRITE FOR YOUR COPY TODAY!
Latest Nationally known Hi-Fi at Bargain Prices.

P.A. Equipment—Speakers—Microphones—Repair
Parts—Books—Test Equipment—Radiation Counters
DAYSTRON HI-FI—AMPEX AND SONY TAPE RECORDERS

McGEE RADIO COMPANY
1901 McGee Street Kansas City 8, Missouri

GET INTO ELECTRONICS

V.T.I. training leads to success as technicians, field engineers, specialists in communications, guided missiles, computers, radar, automation, basic & advanced courses. Electronic Engineering Technology an EITP accredited Technical Institute curriculum. Assoc. degree in 29 mos. B.S. obtainable. G.I. approved. Start Feb., Sept. Dorms, campus. H.S. graduate or equivalent. Catalog.

VALPARAISO TECHNICAL INSTITUTE
Dept. PE VALPARAISO, INDIANA

ganization now considers CB an important part of its operations. Write Dave Gants (WPE9ABA) at the above address for full details. . . . The Tri-State Flea-Watters, Inc. (Sioux City, Iowa) proved to be a pain for youngsters with malice in mind on Halloween. The club's mobile units, cooperating with local police, patrolled the streets of Sioux City, noting and reporting all suspicious activities. As a result, only a fraction of the usual disturbances took place.

Ignition Interference? Looking for a good reference work on eliminating mobile unit ignition interference? The Champion Spark Plug Company has recently published a 16-page booklet, written in "low-voltage" language and titled, "Giving Two-Way Radio Its Voice." The booklet is profusely illustrated and contains a special spread on outboard motor noise suppression. Address your request for a copy to Mr. R. J. Gail, Service Editor, Technical Services Department, Champion Spark Plug Co., Toledo, Ohio.

-30-

Short-Wave Report

(Continued from page 81)

will tune only certain *classes* of stations (aero, amateur, coastal, or c.w.). He may also confine his listening to stations in certain areas of the world. The specialists, especially those with working knowledge of foreign languages, are particularly valuable in reporting non-English stations.

Listener—one who tunes strictly for pleasure. He cannot be called a DX'er as such. But he, too, may be found tuning deeply for words and music from foreign lands.

How would you classify yourself? Regardless of your category, you are partially responsible for the continuing growth and success of your favorite radio club column or bulletin. As we have pointed out, each of the various categories contains DX'ers who, in their own way, contribute needed information.

The following item originally appeared in the February, 1952, issue of the "United 49'ers" club bulletin, and was recently passed on to us by Anson Boice, WPE1BD, New Britain, Conn., former editor for the club:

"Keep digging! Keep digging for your DX the way this old hen does. Ill fortune means nothing to a hen. She keeps digging worms and laying eggs regardless of what the papers say or what the present threat appears to be. If the ground is hard, she scratches harder. If it is dry, she digs deeper. If she strikes a rock, she works around it. But she always digs worms and turns them into hard-shelled profits. She does not starve to death waiting for worms to come to the surface nor does she cackle because of hard luck. She saves her breath for digging and her cackles for results."

Did you get the message?

Current Station Reports

The following is a resume of current reports. All times shown are Eastern Standard and the 24-hour system is used. At time of compilation all reports are as accurate as possible, but stations may change frequency and/or schedule with little or no advance notice. Please mail reports to your Short-Wave Editor, P. O. Box 254, Haddonfield, N.J., in time to be in our hands by the eighth of each month. This month we are featuring many items on new stations and schedule

changes as well as the usual assortment of both easy and difficult stations to log.

Algeria—A station on 4840 kc. was noted in Europe at 1320-1335 announcing in Eng. as "This is a test xmsn from Algiers," followed by a BBC newscast. (SCDX)

Angola—The latest schedule from *Emisora Angola*, Luanda, reads: daily (exc. Sundays) at 1900-2230 on 4955 kc.; at 0000-0230 (Sundays to 0600) on 9765 and 4955 kc.; at 0630-1200 on 6025 and 4955 kc.; and at 1000-1200 on 17,547 kc. (WPE9DN)

Australia—As many DX'ers may already be aware, *R. Australia* has discontinued the use of its well-known VL call-signs. However, the interests of the SWL will not be overlooked and other widely known forms of identification will be retained. These include, among others, the IS "Waltzing Matilda," the laugh of the Kookaburra, and the chimes of the Melbourne Post Office clock. (DWDX)


Austria—Vienna has been heard well at 1900-2300 with music on 9525 kc., dual to 6155 and 9770 kc. The 7200-kc. outlet is scheduled for 0300-0600 and has been heard as late as 0400, though the signal was on the way out at that time. (WPE2DKP, WPE3NF, WPE4BHG, WPE4CBV, WPE4FI, WPE6CMS, WPE8BQH, WPE8DN, VE3PE1LA)

Belgium—Brussels is operating on a new frequency of 6140 kc. at 1615-1800 and 1815-2000 to N.A., replacing 9725 and 9705 kc. (WPE1CQG, WPE4FI, WPE6CMS)

Bolivia—*R. Pio XII*, Potosi, was noted on 5949 kc. at 2130 with Spanish ID. The signal

BUILD THE FINEST *Professional Quality* CUSTOMIZED TV KIT

The "PROFESSIONAL" Series—designed for the perfectionist seeking the finest in TV performance. Easy to assemble. No technical knowledge required. An ideal "Learning" Kit with a Complete Course of Study is available.



Also available: WIRED CHASSIS for custom installations with a choice



of vertical or horizontal controls and the newest 19", 23" or 27" Picture Tube.

On Easy "Pay As You Wire" Terms. Only \$15 for the Starting Package!

A few of the *Professional Quality* Features: Choice of push-pull 10-watt audio or output to your Hi-Fi system . . . D.C. restoration . . . Ultra-linear sweep circuits . . . New Standard Coil Model PKO Automatic Tuner . . . Super-sensitivity for fringe areas . . . Complete line of Accessories for Custom Installations.

Choice of 19", 23" or 27" CRT. Prices range from \$119 to \$199.

U.S. Armed Services and over 4000 schools and colleges have selected *Transvision* Receivers for educational television.

Interested in Electronics?

Learn the basic principles of electronics from the Course available with the Kit.

TRANSVISION New Rochelle, N.Y. NE 6-6000


START NOW — MAIL THIS COUPON —

TRANSVISION Electronics, Inc., New Rochelle, N.Y.

Dept. PE

- Send Free 8-page Catalog Enclosed is \$2. for Assembly Instructions so that I might see how easy it is to assemble the Transvision Kit. I understand that this will be refunded if I purchase a kit.
- Enclosed is \$15 for the Starting Package. I understand that I can buy packages one at a time as I wire. (Models range from \$119 to \$199.)

Name..... Address.....
City..... Zone..... State.....



Beautiful Cabinets designed to enhance sound quality and blend with modern decor. For TV or combination TV and Hi-Fi.

ASSEMBLY MANUAL - \$2

See how easy it is to assemble the Transvision Kit. Cost of Manual refunded on purchase of Kit.

Television RADIO-ELECTRONICS Electricity ELECTRONICS IN NEW SHOP-LABS OF **COYNE**

**TRAIN QUICKLY! OLDEST, BEST
EQUIPPED SCHOOL of ITS KIND in U.S.**

Get practical training in New Shop-Labs of Coyne. Prepare for a better job and a successful future in a top opportunity field. Advanced education or previous experience not needed. Employment service to graduates.

Enroll NOW—Pay Later

Finance Plan and Easy Payment Plan. Also Part Time Employment help for students.

FREE BOOK Clip coupon or write to address below for Free Illustrated Book, "Guide to Careers"—Describes all training offered. No obligation and No Salesman Will Call. Act NOW.

B. W. Cooke, Jr., President

CHARTERED
NOT FOR PROFIT
Established 1899

COYNE
ELECTRICAL SCHOOL 1501 W. Congress Pkwy.
Chicago, Dept. 22-2C

COYNE Electrical School
1501 W. Congress Pkwy., Chicago 7, Ill.
Dept. 22-2C

Send FREE book "Guide to Careers" and details of all training you offer. However, I am especially interested in:

ELECTRICITY TELEVISION BOTH FIELDS

NAME.....

ADDRESS.....

CITY..... STATE.....

EXPERIMENTERS • HOBBYISTS

Don't miss it; it's free! A postcard now will bring you our 70 page illustrated catalog full of brand new government surplus electronic components and assemblies.

JOE PALMER
ELECTRONICS

P.O. BOX 6188 CCC
SACRAMENTO, CALIFORNIA

B. S. DEGREE IN 36 MOS.

INDUSTRY AND GOVERNMENT NEED 50,000 NEW ENGINEERS EACH YEAR!

Accelerated year-round program puts you in the job-market a whole year early! Also B.S. degree in 27 mos. Aeronautical, Chemical, Civil, Electrical, Mechanical, Electronics, Math, Chemistry, Physics. Quality instruction widely recognized. Graduates employed from coast to coast. Self-help program. Modest rate. Start March, June, July, September, January. Catalogs 3222 E. Washington Blvd., Fort Wayne 2, Indiana.

INDIANA TECHNICAL COLLEGE

was fair but there was bad c.w. QRM. (WPE3NF)

Brazil—R. Guarani, a new station, has been observed on 6175 kc. at 2040-2100 with a sporting event. The exact location and address is requested. (MF)

Canada—This is the latest schedule from Montreal: to Australia and Asia on 9630 kc. at 0320-0405 daily (Eng.); to Europe on 17,820 and 15,320 kc. at 0625-0700 and 0730-1115 daily (Forces relay at 0700-0730 daily and to 0815 Sundays), on 15,320 kc. at 1115-1130, on 15,320 and 11,720 kc. at 1130-1330, news in Eng. and French at 1030-1045; to Africa on 15,320 and 11,720 kc. at 1332-1445, and on 11,720 kc. until 1458, with Eng. at 1333-1415; to Europe on 11,720 and 9630 kc. at 1500-1631, with Eng. from 1545; to Northern Canada, East and Central areas at 1658-1746 in French and Eng. and to Western areas at 1958-0205 in Eng., both xmsns on 9585 and 6060 kc.; to the Caribbean and Latin American areas on 11,760 and 9740 kc. at 1758-1946, with Eng. at 1800-1830. (WPE8MS, WPE9CVN, WPE9DN, R. Canada)

Canary Islands—R. Atlantico, Las Palmas, has Eng. on Saturdays at 1800-1900 on 9490 and 7000 kc. (SCDX)

China—Peking is operating, according to the schedule, in Eng. to N.A. at 2000-2200 (east coast) on 7480, 9480, 11,730, 11,945, 11,975, 15,030, 15,115, and 17,765 kc.; and at 2200-0000 (west coast) on 7350, 9457, 9785, 11,820, 12,055, 15,060, 15,250, and 17,745 kc. (WPE2DJE, WPE4DHH, WPE8MS, VE7PE5S)

Costa Rica—TIGG, R. Excelsior, San José, has moved from 6075 to 6225 kc. and is noted with a good signal at 1900-0000. (WPE4FI)

Cuba—Havana is now operating in the 49- and 31-meter bands as follows: on 5990 kc. at 1600-0100 (Eng. at 2200-2300 and 0000-0100); 6060 kc. at 2245-0100; and 9685 kc. at 1600-0100. (WPE2FGX, WPE2FHK, WPE2GJC, WPE3AG, WPE3NF, WPE4BC, WPE4DOR, WPE6AA, WPE8EQH, WPE8CNX, WPE8CQB, WPE8CVR, WPE8DKN, WPE8HF, WPE0ATE, WPE0VB, VE7PE1R)

Denmark—Copenhagen transmits to N.A. at 2030-2130 and 2200-2300 with a DX show on Tuesdays on 9520 kc. Operations on 15,165 kc. include a broadcast at 1730-1830 to South America: 0400-0500 to the Far East, Australia, and New Zealand: 0930-1030 to S. Asia; 1330-1430 to N. Africa and Middle East; and 1445-1545 to S. Africa. (WPE1ALM, WPE1AZL, WPE2DTO, WPE2FHU, WPE2FMH, WPE2FUU, WPE3CHO, WPE7IK, WPE8CUS)

Ecuador—HCJH1, R. Turismo, Otavalo, 3965 kc., has been noted with L.A. music and ID's at 0002, 0016, and 0023. (WPE2FGX)

R. Centinela del Sur, Loja, 6250 kc., is heard at 1900-2200, and R. Cariamanga, Cariamanga, is noted on 6234 kc. at 1900-2300. Both stations have fair signals. (WPE4FI)

Egypt—Cairo has been operating on 5705-5715 kc. and was noted around 1640-1715 with Arabic music and talks, in an apparent effort to block Damascus on 5705 kc. A similar effort is taking place on 7399 kc. around 1410, Damascus being on 7398 kc. (WPE3NF, WPE4BC)

England—London carries the following serv-

Always say you saw it in—POPULAR ELECTRONICS

ice to Canada, U.S.A., and Mexico: Special Services at 1030-1245 on 21,675 kc.; and at 1100-1300 on 17,810 kc. The General Overseas Service is at 1615-1715 on 9825 kc.; and at 1615-2200 on 6195 kc. (WPE3NB, WPE9DN)

Germany—The latest changes in the *Deutsche Welle* schedule include: to Japan at 0300-0430 on 17,815 and 15,405 kc. and at 0445-0745 on 17,815 and 15,295 kc.; to the Middle East at 0745-1045 on 21,705 and 17,875 kc.; to the Near East at 1100-1400 and to South American areas at 1530-1700, both on 11,895 and 9735 kc.; and to Eastern N.A. at 1715-1845 on 9605 and 6100 kc. (WPE2ENM, WPE9DN)

Ghana—Accra has been found on 15,212 kc. at 1540 with music; 1600 ID and Eng. news to 1612; music to 1720 ID and close. Another outlet has been tuned on 21,670 kc. at 1000-1010 with Eng. news; to 1018 with a commentary; music until past 1030. This latter xmsn is beamed to Africa. (WPE4BC)

Greece—The Forces Broadcasting Service, Athens, 6046 kc., was tuned at 1545 with Greek music and language. (WPE3NF)

The latest schedule from *R. Athens* reads: 0200-0315 (Sundays from 0045), 0400-0500 (Mondays), 0530-0800, 0830-1015, and 1100-1200 on 11,720 and 9605 kc.; 1215-1245 (Eng. and French) on 17,745 and 15,345 kc.; 1315-1345 on 11,720 and 9605 kc.; 1400-1445 on 17,725 and 15,345 kc.; and 1700-1730 and 1800-1830 on 15,345 and 11,720 kc. The Russian xmsn at 1030-1045 has been dropped. (WPE9DN)

Guinea—Conakry, 4910 kc., is now using its 100-kw. xmtr and is the strongest African sta-

tion in the 60-meter band. It's heard as early as 1450, with music. (WPE3NF)

Haiti—The latest schedule from 4VEH, Cap Haitien, reads: 6120 and 9770 kc. at 0600-0900 in Eng.; 1145-1400 in French and Creole; 1400-1530 with music (Eng. on Sundays); 1530-1600 in Chinese with music; 1600-1800 in Spanish; 1800-2000 in French and Creole; and 2000-2300 (Fridays, Saturdays and Sundays) in English. Reports go to Cap Haitien, Box 1, Haiti. Numerous DX'ers also report hearing the broadcast-band outlet on 1035 kc. during the evenings. (WPE1BD, WPE4DOR, WPE4DVB, WPE5EXT, WPE0TA, Radio 4VEH)

Iran—*R. Teheran*, 7024 kc., was noted from 1430 with Persian music; it is heard much better at 1545 when it opens in English. (WPE3NF)

Japan—Tokyo is currently scheduled to N.A. at 1930-2030 on 9505, 11,780, and 15,135 kc.; to N. and S. America at 2200-0000 on 6140, 9505, 11,780, and 15,235 kc.; and to Hawaii at 0030-0200 on 11,815 and 15,235 kc. (WPE4BC)


Lebanon—The Lebanese Broadcasting Station, Beirut, has been tuned on 9725 kc. as early as 1200 with Arabic flute music and Arabic announcements. The signal would indicate the power to be less than 10 kw. (WPE3NF)

Monaco—*Trans-World Radio*, Monte Carlo, has been found on 11,719 kc. at 1100 with a Russian religious program; there is an ID in Russian and Eng. at 1134. When closing, they use the same music-box ID as does *R. Monte Carlo*. (WPE3NF)

Netherlands—Hilversum operates to N.A. in

FM • STEREO • MULTIPLEX

All on One Chassis
and in **KIT FORM**
by **PACO**



That's Right — No external Multiplex Adapter required ... PACO introduces the new model ST-35MX FM Stereo Multiplex tuner, featuring the finest multiplex circuitry, ALL ON ONE CHASSIS ... ALL IN ONE CABINET AND IN KIT FORM (with factory pre-aligned multiplex section).

The ST-35MX FM Stereo-multiplex tuner is designed for the discriminating Audiophile who demands the ultimate in discrimination FM Stereo reception. Its incomparable features include ultra high sensitivity, rock-stable AFC, pin point selectivity combined with broad band response.

The ST-35MX has been engineered to meet the most critical standards. Highly styled in a handsome black and gold case ... it is the perfect companion to Paco's popular SA-40 Stereo preamp-amplifier or any other fine quality stereo system. Available and on display at all leading distributors throughout the world. Write for catalog.

- AVAILABLE THREE WAYS IN HANDSOME GOLD AND BLACK ENCLOSURE
- MODEL ST-35MX (Kit) with full pre-aligned multiplex circuitry and PACO detailed assembly — operating manual NET PRICE \$99.95
 - MODEL ST-35PAMX (Semi-Kit) with both tuner and multiplex sections factory-wired and completely pre-aligned for hairline sensitivity. Complete with PACO detailed assembly — operating manual NET PRICE \$119.95
 - MODEL ST-35WMX (ready to operate). Factory-Wired, aligned, calibrated and assembled. Complete with operating manual NET PRICE \$139.95



Model SA-40
STEREO PREAMP-AMPLIFIER KIT
Kit Net Price: \$79.95
Factory Wired Net Price: \$129.95



Model ST-25 MX
FM STEREO TUNER KIT
Kit Net Price: \$69.95
Factory Wired Net Price: \$99.95



Model MX-100
STEREO MULTIPLEX ADAPTER
Kit Net Price: \$49.95
Factory Wired Net Price: \$69.95

WRITE FOR CATALOG



Model V-70
VACUUM TUBE
VOLTMETER KIT
Kit Net Price: \$31.95
Factory Wired
Net Price: \$49.95



Model G-32
SWEEP GENERATOR
AND MARKER ADDER
Kit Net Price: \$65.95
Factory Wired
Net Price: \$129.95



Model G-34
SINE-SQUARE
WAVE GENERATOR
Kit Net Price: \$61.95
Factory Wired
Net Price: \$99.95




Model C-25
IN-CIRCUIT
CAPACITOR
TESTER KIT
Kit Net Price: \$19.95
Factory Wired
Net Price: \$29.95

PACO Electronics Co., Inc.
a division of **PRECISION Apparatus Co., Inc.**
Subsidiaries of **Postman, Inc.**
70-31 44th Street, Glendale 27, Long Island, New York

Manufacturers of Fine Electronic Equipment for over 30 years.

Build your own superb SCOTT KITS!



**HAVE
FUN...
SAVE
MONEY**

Have fun... save money... build the best! Now you can get world-famous Scott stereo components in kit form. Think of it... you can build the fabulous new LT-110 FM Multiplex Stereo Tuner... your choice of two complete stereo amplifiers, or a preamp and separate power amp... all from H. H. Scott!

Write today. Find out about these exciting Scottkits.

**Choice of 3 Booklets
FREE**



H.H. SCOTT

H. H. Scott, Inc. 111 Powdermill Road, Dept. 520-02-3 Maynard, Mass.

Send me the booklets checked below:

20-page "Guide to Custom Stereo" Complete technical information on kits 16-page booklet explaining FM Stereo

Name _____

Address _____

City _____

Zone _____

State _____

Export: Morhan Exporting Corp., 458 Broadway, N.Y.C.

ALL BAND TRAP ANTENNA!

Reduces Interference and Noise on All Makes Short Wave Receivers. Makes Short Wave Reception Stronger, Clearer on All Bands.

Complete with 87 ft. of 72 ohm balanced ferrite-sealed automatic frequency resonant coils. Excellent for ALL world wide short wave receivers and amateur transmitters. For NOVICE AND ALL CLASS AMATEURS! Eliminates 5 separate antennas with better performance guaranteed. 80, 30-20-15-10 meter bands. Complete length 102 ft. **\$14.95** 40-20-15-10 meter bands. 84 ft. (for worldwide swl) **\$13.95**

SEND ONLY \$3.00 (cash, c.o.d. and pay postman balance C.O.D. plus postage on arrival or send full price for postpaid delivery.)

WESTERN RADIO • Dept. AEL-2 • Kearney, Nebraska



**Save 30% 4 track
Stereo music on tape**

EMPTY 3 in. plastic reels 7c ea.

Bargain Prices! Send for our Recorder/blank/prerecorded tape catalog E-1 and see why!

SAXITONE TAPE SALES

(Div. of Commissioner Electronics, Inc.)
1776 Columbia Road, Washington, D.C.

MASTER ELECTRONICS

Intensive, high-level training at this recognized public college prepares you for a successful career in electronics. Fine equipment—experienced instructors—small classes—personal attention—all college advantages provide excellent learning opportunities. Associate in Applied Science Degree in 18 months. Engineering option. Low tuition and living costs. College housing for single and married students. Established 1925. FREE catalog. Write

TRINIDAD STATE JUNIOR COLLEGE

Trinidad

Dept. PE-2

Colorado

Eng. at 1630-1720 on 11,730 and 9590 kc. (on 6020 kc. to Europe) and at 2030-2120 on 9590 and 5980 kc., the latter frequency being a late change from 6020 kc. Dutch to N.A. is heard at 2030-2120 on 9715 and 6085 kc. Reports go

SHORT-WAVE CONTRIBUTORS

Steve Collo (WPE1ALM), Portsmouth, N. H.
Stephen Ray (WPE1AZL), Stoneham, Mass.
Anson Boice (WPE1BD), New Britain, Conn.
John Cull (WPE1CQG), North Abington, Mass.
Rudy J. Vyhnanek, Jr. (WPE2DJE), Meltenville, N. Y.

Al Burzynski (WPE2DKP), Niagara Falls, N. Y.
Jim Marold (WPE2DRL), Lindenhurst, N. Y.
Rennie Breiger (WPE2DIO), Englewood, N. J.
Raymond Hartmayer (WPE2ENM), Bronx, N. Y.
Dave Listort (WPE2FGY), Elmont, N. Y.
Fred Hill (WPE2FHK), Plainview, N. Y.
Henry Marbach (WPE2FHL), White Plains, N. Y.
Stephen Herman (WPE2FMH), Oceanside, N. Y.
Don Skemer (WPE2FUU), Flushing, N. Y.
Alfred Wirtenberg (WPE2GDS), Brooklyn, N. Y.
Richard Shannahan (WPE2GK), Binghamton, N. Y.
Alfredo Gonzalez, Jr. (WPE2GKS), Bronx, N. Y.
Richard Hoag (WPE2GKX), Poughkeepsie, N. Y.
Robert Soliday (WPE3AG), Sellersville, Pa.
C. Vernon Hyson, Jr. (WPE3AGZ), Kensington, Md.
Dave Stiffler (WPE3CHO), Greensburg, Pa.
James McKechnie (WPE3CUT), Camp Hill, Pa.
John Wilson (WPE3VB), Wilmington, Del.
George Cox (WPE3VF), New Castle, Del.
Grady Ferguson (WPE3BC), Charlotte, N. C.
Johnny Martin (WPE3BG), Cleveland, Tenn.
Robert Gayhart (WPE3BV), Jeffersontown, Ky.
Sam Broadfield (WPE4CCO), Rocky Mount, N. C.
Jerry Brown (WPE4DV), Franklin, Tenn.
Billy Carter (WPE4DHH), Mt. Airy, N. C.
Jim Courtney (WPE4DOR), Knoxville, Tenn.
Roger Legge (WPE4FI), McLean, Va.
Earl Phillips, Jr. (WPE5BT), New Orleans, La.
Stewart McKenzie, Jr. (WPE6AA), Long Beach, Calif.

Ted Drew (WPE6CMS), Arcadia, Calif.
Dave Williams (WPE7K), Medford, Oregon
James McDonald (WPE8BH), Cincinnati, Ohio
Jerry Hamblin (WPE8CX), Portsmouth, Ohio
Gene Reiske (WPE8COR), Kettering, Ohio
Tim Daum (WPE8CS), Portsmouth, Ohio
Bill Armstrong (WPE8CVR), Hamilton, Ohio
Nils Young (WPE8DKV), Dayton, Ohio
Jim Tice (WPE8DPE), Hilliard, Ohio
Richard England (WPE8FV), Columbus, Ohio
Dan Wilt (WPE8HF), Indlewood, Calif.
Mike Kander (WPE8MS), Columbus, Ohio
Bill Szatkowski (WPE8BSE), Chicago, Ill.
Thomas Musial (WPE8CX), Green Bay, Wis.
Bruce Brown (WPE8CVX), Skokie, Ill.
Thomas Farr (WPE8DFK), Villa Park, Ill.
Marshall Gratz (WPE8DHW), Milwaukee, Wis.
Robert Zeller (WPE8DLD), Neshkoro, Wis.
J. P. Arendt (WPE8DY), Aurora, Ill.
Larry Pfeiffer (WPE8DNH), Crystal Lake, Ill.
Bill Holscher (WPE8ATE), Webster Groves, Mo.
Gerhart Martens (WPE8TA), Frazee, Minn.
George Buchanan (WPE8VB), Webster Groves, Mo.
Bert Robertson (WPE8V), Calgary, Alta.
Halid Carim (WPE8PILA), Ottawa, Ont.
Donald Golding (WPE8PE6D), Oshawa, Ont.
Jim Raik (WPE8PE2U), Winnipeg, Man.
Garf Challoner (WPE8PEZE), Norquay, Sask.
Dave Bennett (WPE8PE1R), Richmond, B. C.
Mike Petras (WPE8PE5S), North Burnaby, B. C.
Marlin Field (WPE8PE1F), Benton Harbor, Mich.
Deutsche Welle DX Bulletin (DWDX), Cologne, Germany

Sweden Calling DXers (SCDX), Stockholm, Sweden
Radio WEH, Cap Haitien, Haiti
Radio Canada, Montreal, Quebec
Radio Switzerland, Berne, Switzerland

to Box 222, Hilversum. (WPE2FMH, WPE2GDS, WPE2GKS, WPE4CCO, WPE4FI, WPE8DPE, WPE8BSE, WPE8DHW, WPE8DN, WPE8TA, WPE8PE6D, WPE4PE8U)

New Britain—VL9BR, Rabaul, started op-

Always say you saw it in—POPULAR ELECTRONICS

erations on 4840 kc. last October 30 with a power of 250 watts. Their schedule reads 0255-0600 (from 0340 Saturdays and Sundays). Reports go to *R. Rabaul*, P. O. Box 71, Rabaul, New Britain, Territory of New Guinea. Has anyone actually heard this station yet? (*WPE2DRU*, *WPE3CHO*, *WPE3NF*)

New Caledonia—Noumea was noted (very weakly) on 3355 kc. at 0350, with instrumental

SHORT-WAVE ABBREVIATIONS

BBC—British Broadcasting Corp.
c.w.—Morse code
Eng.—English
ID—Identification
IS—Interval signal
kc.—Kilocycles
kw.—Kilowatts

L.A.—Latin America
N.A.—North America
QRM—Station interference
R.—Radio
SWL—Short-wave listener
xmsn—Transmission
xmtf—Transmitter

music and French announcements. Heavy QRM prevented good listening. (*WPE3NF*)

Nigeria—Lagos is tuned on 4990 kc. around 0035-0100 with Eng. news, some light pop music, and an ID at 0045. Kaduna on 3395 kc. is good around 1715, dual to 3326 kc., with Hausa chants. (*WPE3AGZ*, *WPE3NF*)

Poland—The Polish Pathfinders Station SP5ZHP, Warsaw, broadcasts simultaneously on 6850 and 7310 kc. daily except Mondays at 0500-1100. (*SCDX*)

Senegal—Ziguinchor was tentatively noted on 3336 kc. at 1710 with West African music

but with much QRM. This one is weak and very irregular. (*WPE3NF*)

South Africa—A new frequency for Paradys is 21,690 kc., heard at fair level at 0700-1030. (*WPE4FI*)

Sweden—Stockholm operates in Eng. to N.A. at 2045 and 0900 to Eastern N.A. and at 2215 to Western N.A. on 9725 and 17,840 kc. Other Eng. xmsns include: 0730-0800 to Far East on 15,155 and 7230 kc.; 0945-1015 to S. Asia on 17,845 and 6065 kc.; 1115-1145 to Middle East on 15,240 and 11,705 kc.; 1245-1315 and 1445-1515 on 11,705 kc. and 1530-1600 on 7240 kc., both to Africa. (*WPE1BD*, *WPE3CUI*, *WPE4FI*, *VE1PE2N*)

Switzerland—Berne operates to N.A. daily at 2030-2215 (East Coast) and at 2315-0000 (West Coast) on 11,865, 9535, and 6165 kc. The DX program is on Fridays at 2105; "Melody Train" is aired Thursdays at 2115. (*WPE2-DJE*, *WPE2GKX*, *WPE8CVR*, *WPE9CMX*, *WPE9DFK*, *WPE9DLL*, *WPE9DN*, *WPE9-DNH*, *VE5PE2E*, R. Switzerland)

Tunisia—Tunis is operating on 17,700 kc., replacing 17,845 kc., and is heard well in Arabic at 0700-0900. (*WPE4FI*)

Turkey—TAR8, R. *Ezercum*, East Turkey, can be heard until 1430 on 7651 kc. Power is listed as 1000 watts. The schedule reads: 2330-0100; 0500-0630 (Sundays to 0700); and 1200-1230. (*SCDX*)

USSR—R. *Tashkent*, Uzbekistan, was noted at good level in English on the new frequency of 11,925 kc. at 0700, dual to 9600 kc. At present, the 11,690-kc. channel seems to be inactive. (*WPE3NF*)

34

ELECTRONIC MARKET
1 YEAR GUARANTEED
RADIO-TV TUBES

32¢
Per 100 TUBES

ELECTRONIC MARKET
3750 E. 10th CT. HIALEAH, FLORIDA
Phone: OXford 1-5331
ONE OF THE LARGEST INVENTORIES IN THE COUNTRY

ORDER SHIPPED SAME DAY RECEIVED
SHIPPING INSTRUCTIONS: ELECTRONIC MARKET PAYS YOUR POSTAGE on orders of \$10 or more in U.S.A. and Territories. Send approx. postage on Canada and foreign orders. Any order less than \$10 requires 25¢ handling charge. Send 25¢ on C.O.D.'s ANY RECEIVER TUBE NOT LISTED ALSO AVAILABLE AT 34¢ EACH!



with 1 pair of crystals,
microphone and power cables
\$179.50

NOW... Tomorrow and for years to come!

Sonar CITIZENS BAND RADIO

- 8 Channels, crystal controlled transmitter and receiver • Tunable receiver for 22 channels • Transmitter 100% Class B modulated
- Adjustable squelch • Automatic noise limiter • R. F. Power indicator
- 1 Year guarantee • Easy to install. Ideal for home, boat, car or business. Weighs only 9 lbs. ... 4 3/4 x 9 1/2 x 1 1/4 • FCC Type accepted (*in preference to only certification).

SONAR RADIO CORPORATION, 73 Wortman Ave. • B'klyn 7, N.Y.
Please send me complete information on Model "E" CB Radio.

NAME _____
ADDRESS _____
CITY _____ STATE _____

YOU NEED THIS

FREE GIANT B-A CATALOG



- SAVE UP TO 50% ON B-A SELECTED KITS
- HIFI AND STEREO SYSTEMS & COMPONENTS
- TOP VALUES IN POWER AND HAND TOOLS
- 30 PAGES OF BARGAINS NOT IN ANY OTHER CATALOG

BURSTEIN-APPLEBEE CO.

Dept. PE, 1012 McGee St., Kansas City 6, Mo.
 Rush me New 1962 B-A Catalog No. 621
 Name _____
 Address _____
 City _____ State _____

SEND FOR IT TODAY

**NEVER FAIL—
ZONE YOUR MAIL**

The Post Office has divided 106 cities into postal delivery zones to speed mail delivery. Be sure to include zone number when writing to these cities; be sure to include **your** zone number in **your** return address—after the city, before the state.

WALKIE-TALKIE RADIOPHONES

Made in U.S.A. From **\$24.98** for electronic chassis

Send for FREE literature on the new **SPRINGFIELD TR-28 KIT**, or the **VANGUARD Mark-1** factory assembled Radio phone. Fully transistorized, portable High quality industrial types, C B or amateur bands. 5 year service guarantee.

VANGUARD ELECTRONIC LABS.
190-48 99th Ave., Hollis 23, N. Y.

Across the Ham Bands

(Continued from page 77)

News and Views

Jim Fox, KNØGLQ, 4315 Springfield St., Sioux City 8, Iowa, lists his three most wanted states as Vermont, Idaho, and Alaska. He has worked the other 47 with his Heathkit DX-20 transmitter, 40-meter doublet antenna, and venerable Hallicrafters SX-24 receiver. In the process, Jim worked close to 900 stations and has over 200 QSL cards. . . . **J. Gary Firtick, KN8BSH**, 419 Brookfield Ave., Youngstown, Ohio, transmits with a Globe Chief 90 and receives on a Heathkit AR-3, plus a QF-1 Q-multiplier. A 40-meter dipole antenna 45'-high couples both transmitter and receiver to far-off places. In three months, Gary has worked 30 states and has QSL cards from 25 of them. A 15-wpm code certificate and a Ragchewers' Club certificate are already on the shack wall, and there is a space reserved for his General Class license which is on the way.

. . . . **Mike Holman, KN5KWG**, 401 Dogwood Lane, Mt. Pleasant, Texas, really has found the secret of getting the most out of his ham equipment. His AR-3 receiver and DX-40 transmitter, plus 40- and 15-meter dipoles, have worked 48 states and nine countries in less than five months. Mike hopes to work North Dakota and Alaska before he loses the "N" in his call. If you need Texas, Mike is your man.

Bill Jacobs, WN8AGV/WA8AGV, 5990 Glenwood Ave., Boardman, Ohio, says his "poor" record of only 14 states worked in three months is the result of his "poor" antenna, which he did not describe. The equipment in his shack includes a Johnson Adventurer transmitter and a Gonset G-33 receiver with a Heathkit QF-1 Q-multiplier added. Bill is the president of the Boardman High School Radio Club and is a member of the Twenty Over Nine Radio Club. He sent us one of the club's QSL cards which shows a picture of an S-meter registering "40 db over nine." Apparently we have inflation everywhere.

. . . . **Sam Davis, KN9HTW**, 1948 William St., Gary, Ind., reports that since he has found out how much more fun and excitement

"G.E. HAM NEWS"

Have you seen the new, enlarged *G.E. Ham News* yet? It comes out bi-monthly, and you can pick up a free copy from your nearest G.E. tube distributor. The January-February issue describes the construction of a bandswitching SSB transceiver and the March-April issue will be a special 16-page DX log issue. If you want to subscribe to the *G.E. Ham News*, it costs \$1.00 a year; make your remittance payable to the General Elec-G.E.'s Receiving Tube Department, 316 East Company, and mail your order to East Ninth St., Owensboro, Kentucky.

there is in the Novice bands than on 11 meters, his Citizens Band license is lying in a drawer unused. His Heathkit DX-35 transmitter feeds a 40-meter dipole, and he receives on a National NC-109. Sam built the low-pass filter described in the November, 1961, column; it cleared up all his TVI, so he celebrated by working his first WV6 (California). . . . Incidentally, I have been seeing an occasional QSL card on which the sender has pasted his ham call letters over his old CB call letters. Welcome, fellows; the water's fine.

James B. Potter, K3NSW, 225 Woodlyn Ave., Glenside, Pa., modified his old Heathkit DX-20 transmitter so often that he thinks he should call it a home-brew rig; no matter what you call it, its power is still 50 watts. A Hallicrafters S-40 and a Hallicrafters S-53A do the receiving, and a 40-meter dipole 15' high does the radiating. In a year as a Novice and General, Jim has worked 48 states and several countries. He prefers 80- and 40-meter c.w. but sneaks on 10- or 40-meter phone once in a while. On phone, he uses a home-brew modulator, employing a pair of 6L6's. . . . Going to South America, we meet **Orlando Escudero Oliva, CE3OE**, Caja Nacional de Empleados, Publicos y Periodistas, Vice-Presidencia, Santiago, Chile. Orlando uses a Globe Chief transmitter with a screen-grid modulator and is on 15 meters every night (the band is open) with his beam aimed towards the USA. He receives on a Hallicrafters S-40A plus a 1-tube, home-

brew preselector. The beam is a home-constructed, 2-element tri-bander.

Norm Villasana, WV6SNJ, and **Jim Villasana, WV6SNK**, 421 Myrtle St., Glendale 3, Calif., father and son, respectively, transmit on a pair of war-surplus ARC-5 transmitters converted for crystal control. They like 80 meters best but go up to 40 meters on occasion to listen for a little DX. They do their listening with a Hammarlund HQ-100 receiver, and a trap dipole antenna is the swinging door through which signals come and go. Between the two of them, Norm and Jim have made about 200 contacts in 2½ months. . . . **Albert E. Marsden, KN1SFY**, 23 Allyn Place, Stamford, Conn., doesn't try to work a lot of different hams. Rather, he likes to make an occasional contact and do a lot of listening on his National NC-109 receiver as he relaxes from the turmoil and confusion of everyday life. Al also likes to build things, as evidenced by his Conelrad monitor, grid-dip oscillator, antenna coupler, and antenna relays which are fabricated from oil-burner controls. The transmitter is a Johnson Adventurer running 50 watts.

That's it until next month. In the meantime, let us hear from you. Remember, if you don't see anything in *Across the Ham Bands* from your state or about your favorite band, it may be because you haven't sent that letter. Write to: Herb S. Brier, W9EGQ, c/o POPULAR ELECTRONICS, P.O. Box 678, Gary, Indiana. 73,

Herb, W9EGQ

TRU-VAC

FREE

UP TO 100
1-YR. GUARANTEED
TRU-VAC TUBES

TO QUANTITY BUYERS!

Now quantity buyers get a FREE assortment of individually-boxed, regular stock TRU-VAC tubes with each order.

PLACE YOUR ORDER TODAY!

GET UP TO 100 TUBES FREE!

Here's how this FREE offer works!

15	FREE TUBES	With Order of	\$25
25	FREE TUBES	With Order of	\$50
50	FREE TUBES	With Order of	\$100
100	FREE TUBES	With Order of	\$500

1-yr. guaranteed Radio & TV Tubes

35¢

\$33 PER 100
EA
ANY TUBE NOT
AVAILABLE AT
35¢ EACH

Factory Used or Factory Second Tubes! TRU-VAC will replace FREE any tube that becomes defective in use within 1 year from date of purchase! All tubes individually boxed, code dated & branded "TRU-VAC."

Partial Listing Only—Thousands More Tubes in Stock!

SPECIAL	65N7GT	30¢	6W4GT	30¢							
024	4BZ7	6AL5	6BC5	6CA8	6DQ6	6S17	7B7				
1A7GT	4CB6	6AM8	6BC8	6CB6	6F6	6S07	7B8				
1B3GT	5AM8	6AN8	6BD6	6CD6G	6H6	6S47	7C4				
1H5GT	5AN8	6AQ5	6BE6	6CF6	6J5	6T4	7C5				
1R5	5A7B	6AO6	6BF6	6CL6	6J6	6T8	7C6				
1S5	5A7B	6A07	6BG6	6CC7	6J7	6U5	7C7				
1T4	5A2A	6AR5	6BM6	6CC8	6KG6T	6U8	7E5				
1U4	5CC8	6AS5	6BJ6	6CH8	6K7	6V6GT	7E6				
1U5	5R4	6AT6	6BK5	6CL6	6N7	6W6GT	7E7				
1V2	5T8	6AU4GT	6BK7	6CM6	6Q7	6X4	7E7				
1X2	5U4	6AU5GT	6HL7GT	6CM7	6S4	6X5GT	7F8				
2AF4	5U8	6AU5	6BN6	6CN7	6S6GT	6X8	7G7				
2BN4	5V4G	6AUB	6BQ6GT	6CQ8	6S47	6Y6G	7H7				
2CY5	5W6GT	6AV5GT	6B07	6CR6	6S7	7A4/XXL	7N7				
3AL5	5X8	6AV5	6BR8	6CS	6SD7GT	7A5	7Q7				
3BC5	5Y3	6AW8	6BS8	6CU5	6S57	7A6	7S7				
3BN6	6AB4	6AX6GT	6BY5G	6CU6	6S67	7A7	7X6				
3CB6	6AC7	6AX5GT	6BZ5	6C6	6S7	7B4	7X7				
3C8	6AF4	6AB6	6BZ7	6DE6	6S7	7B5	7Y4				
3S8	6AG5	6R8	6C4	6DG6GT	6J57	7B6	7Z4				
3V4	6AH4GT										
4Q7A	6AH6										
4B58	6AK5										

1-YEAR GUARANTEED TV PICTURE TUBES These tubes are made only from new parts and materials, except for the envelope which is re-used sizes to 20"; on 21" and 24" tubes—\$7.50. Deposit returned immediately when tube is returned prepaid. Minimized tubes—\$4.00 extra. Picture tubes shipped only to continental USA and Canada—All tubes F.O.B. Harrison, N. J.

10BP4	7.99	17CP4	16.99	21AMP4	17.99	21KP4	18.39
16BP4	16.09	17P4	16.99	21AVP4	18.79	21VP4	18.39
16RP4	11.99	20CP4	15.89	21AWP4	17.49	21WP4	17.49
17AP4	15.49	20HP4	17.89	21EP4	17.29	21YP4	18.39
17BP4	13.49	21AP4	18.79	21FP4	18.39	21MP4	21.79

ATTENTION QUANTITY USERS! Big Discounts Are Yours—Call or Write For Our 1000 Tube "Private Label" Special!

Money cheerfully refunded within five (5) days, if not satisfied!

SHIPPING INSTRUCTIONS: TRU-VAC PAYS YOUR POSTAGE on orders of \$5 or more in USA and Territories. Send approximating postage on Canadian and foreign orders. Any order less than \$5 requires 25¢ handling charge. Send 25¢ on C.O.D.'s.

LOOK! 1000 USED TV'S

Locally famous make only
some models with little or
no tube replacement! Re-
tube only minor adjust-
ments. Perfect for re-sale
or as your own second set.
15", 17" and 19" screens
(As Is)
none smaller! Sets
shipped F.O.B. Harrison, N. J.

\$16.95

TRU-VAC

Harrison Avenue • Box 107 • Harrison, N. J. HUmboldt 4-9770

Assemble it Yourself!

8" TILT ARBOR POWER SAW KIT

Does Work of **\$95** Power Saws

DIRECT FROM FACTORY
At a Fantastic **\$85 Saving**

30 DAY MONEY BACK GUARANTEE



\$95

Complete with all metal parts as shown, less blade. RIP FENCE, for easier work alignment \$3.50 add'l. Exp. coll.

Exclusive patents, mass production, factory-to-you slash costs. All you need are household tools, a 1/4 sheet 3/4" plywood, RIPS, CROSSCUTS, MITRES, BEVELS, DADOES... EVERYTHING expected of \$95 saws. Blade raises, lowers, tilts, locks with single control. Heavy duty bearings in blade carrier. Takes standard 1/4 hp. or larger motor. Mail order NOW, FAST delivery.

\$2 deposit delivers, Bal. C.O.D. or send full payment, save C.O.D. fee. You MUST be satisfied or return within 30 days for full refund, no questions.

AMERICAN MACHINE & TOOL CO. Box 10K, Royersford, Pa.

The Battery That's Used in Guided Missiles

Now Released as Government Surplus **\$1.95 ea.**



Postpaid
lights, Radios, Boat Running Light, etc.

Inter-plate Nickel-Cadmium alkaline storage batteries designed for "NIKE" Missile and now surplus due to design change. A lifetime battery with no known limit of service (over 5000 recharges on test without loss of capacity). Other features: Virtually indestructible, compact & lightweight, withstands heavy shock and vibration. Flat voltage curve during discharge retains charge year or more, high discharge rate up to 50 amps. for this cell, no corrosive fumes to harm clothing or equipment, spill-proof construction, discharge in any position, indefinite storage, without deterioration, operates in temperatures 60° F to -200° F. Each cell is approx. 4 ampere hour capacity. Nominal voltage per cell is 1.2 volts. (A 6 V. battery requires 5 cells.) Cell size 6" H. x 2" W. x 1 1/2" T. Wt. 6 oz. ea. Uses Potassium-Hydroxide (35%) electrolyte. Negligible loss during lifetime service. Add only distilled water once a year. A fraction of Government cost.

Used Test Cells **\$1.95 ea.** Postpaid
Brand New Cells **2.95 ea.** Postpaid
6 AMPERE HOUR CELLS size 4 1/2" H. x 2 3/8" W. x 3/4" T. Used test cells **\$2.95**
New cells **\$3.95 ea.**

All cells guaranteed to your satisfaction or money returned (less postage).

ESSE RADIO COMPANY, Dept. P.E. 42 W. South Street
Indianapolis 25, Indiana

\$3 TO \$5 AN HOUR REPAIRING ELECTRIC APPLIANCES



FREE BOOK tells about profitable spare-time or full-time business. 400 MILLION Appliances now in use. People need them fixed. YOU make good money doing it.

right at home! Easy course trains you for top earnings. At no extra charge you get Appliance Tester. Get **FREE** Book. **FREE** Sample Lesson! Mail coupon now.

NATIONAL RADIO INSTITUTE, Appliance Division
Dept. D4B2, Washington 16, D. C.
Send Free Book, Free Appliance Repair Course Lesson.

Name.....
Address.....
City..... Zone..... State.....

POPULAR ELECTRONICS

February 1962 Advertisers' Index

ADVERTISER	PAGE NO.
ATR Electronics, Inc.	14
Allied Radio	84, 85, 86, 87
American Machine & Tool Co.	116
Blonder-Tongue	8
Browning	10
Bud Radio, Inc.	24
Burstein-Applebee Co.	114
Capitol Radio Engineering Institute, The	11
Central Technical Institute	9
Christy Trades School	30
Cleveland Institute of Electronics	13
Commissioned Electronics, Inc.	112
Coyne Electrical School	98, 107, 110
DeVry Technical Institute	3
E.C.I. Electronics Communications, Inc.	3rd COVER
EICO (Electronic Instr. Co. Inc.)	40
Electronic Market	113
Esse Radio Company	116
Fisher Radio Corp.	33
General Radiotelephone Company	21
Grantham School of Electronics	7
Grommes Div. of Precision Electronics, Inc.	28
Grove Electronic Supply Company	32
Heath Company	94, 95
Hi-Fidelity Center	100
Hoit, Rinehart and Winston, Inc.	26
Hy-gain Antenna Products	4
Indiana Technical College	110
International Crystal Manufacturing Co., Inc.	37
Johnson Company, E. F.	31
Key Electronics Company	24
Kuhn Electronics, Inc.	108
Lafayette Radio	15
McGee Radio Company	108
Mark Mobile, Inc.	32
Milwaukee School of Engineering	101
Mosley Electronics, Inc.	34
Moss Electronic, Inc.	102, 103, 104, 105
National Radio Institute	2nd COVER, 1, 116
National Technical Schools	35, 36
North American Philips Company, Inc.	25
Olson Electronics	99
Paco Electronics Co., Inc.	111
Palmer Electronics, Joe	110
Picture Tube Outlet	30
Port Arthur College	108
Progressive "Edu-Kits" Inc.	27
RCA Institutes, Inc.	16, 17, 18, 19
RTS Electronics Division	5
Rad-Tel Tube Co.	120
Raytheon Company	97
Rider Publisher, Inc., John F.	12
Sams Co., Inc., Howard W.	93
Sarkes Tarzian, Inc.	4th COVER
Saxitone Tape Sales	112
Scientific Development Corporation	23
Scott Inc., H. H.	112
Sleep-Learning Research Ass'n	98
Sonar Radio Corporation	113
Terado Company	28
Texas Crystals	34
Tram Electronics	38
Transvision Electronics, Inc.	109
Tri-State College	98
Trinidad State Junior College	112
Tru-Vac	115
Turner Microphone Company, The	20
Valparaiso Technical Institute	108
Vanguard Electronic Labs	114
Vocaline Company of America, Inc.	22
Western Radio	112
Winegard	14
Xcelite, Inc.	106

ELECTRONICS MARKET PLACE

RATE: 60¢ per word. Minimum 10 words prepaid. April issue closes February 6th. Send order and remittance to Martin Lincoln, POPULAR ELECTRONICS, 1 Park Ave., New York 16, N. Y.

FOR SALE

GOVERNMENT Sells Surplus: Electronics; Oscilloscopes; Transceivers; Test Equipment; Radar; Sonar; Walkie-Talkies; Boats; Jeeps; Aircrafts; Misc.—Send for "U.S. Depot Directory & Procedures"—\$1.00—Brody, Box 425(PE), Nanuet, New York.

TV Tuners—Rebuilt or Exchanged \$9.95 complete—all types—fast, guaranteed service. Send tuner with all parts to: L.A. Tuner Exchange, 4611 West Jefferson Blvd., Los Angeles 16, California.

GOVERNMENT Surplus Receivers, Transmitters, Snooper-scopes, Parabolic Reflectors, Picture Catalog 10¢. Meshna, Malden 48, Mass.

WPE-SWL-CB-QLS Cards — Samples 10¢ — "Brownie" W3CJ1, 3110A Lehigh, Allentown, Penna.

DIAGRAMS for repairing Radios \$1.00. Television \$2.00. Give make, model. Diagram Service, Box 672-PE, Hartford 1, Conn.

BEFORE You Buy Receiving Tubes or Hi-Fi Components send now for your giant Free Zalytron current catalog—featuring nationally known Zalytron First Quality TV-Radio Tubes, Hi-Fi Stereo Systems, Kits, Parts, etc. All priced to Save You Plenty—Why Pay More? Zalytron Tube Corp., 220 W. 42nd St., NYC.

"SPECIAL! WPE-SWL-CB-QLS cards, 3 colors, \$2.50 per 100—Free Samples, Garth, Jutland, New Jersey."

FAST Computer. Tells time anywhere. Instructions included. \$1.25 P. P. Loeber, 224-T2 Wyatt, Lincoln, Ill.

CITIZENS Band—Maximum quieting with OZCO "Snoozer." Largest selling add-on squelch still only \$2.00 each. \$3.95 pair postpaid! Guaranteed. OZCO, Canaan, Connecticut.

TV Tuners Rebuilt \$9.95—Ninety Day Guarantee. Western Tuner Rebuilders, 4130 El Cajon Blvd., San Diego 5, California.

SAVE dollars on radio, TV tubes, parts at less than manufacturer's cost. 100% guaranteed! No rebrands, pulls. Request Bargain Bulletin. United Radio, 1000-E, Newark, N. J.

PRINTED Circuits, free catalog lists hundreds of circuits Cloud "9" Engineering, Brookdale, Calif.

"CBERS' Enjoy better selectivity, greater sensitivity, and hear only the channel you tune. Install our dual conversion adapter in easy-do kit form. All parts, Schematic, pictorial, complete. HE 20- 20A & Mark VII \$15.50, with tubes \$17.50. HE 15 & 15A, TR800 & 910, \$14.95, with tubes \$16.95. Order now! \$5.00 deposit for C.O.D. Bainbridge Radio, 2649 Bainbridge Ave., New York 58, N.Y.

PRINTING. 100 Letterheads, 100 Envelopes \$2.00 Postpaid. Nixpring, Nevada, Texas.

CBERS—Increase sensitivity of Heathkit GW-10 by three "S" units with our SK3-RF preselector. Easily wired, inconspicuously installed. Complete kit, \$8.99; wired \$11.99. Holstrom Associates, P.O. Box 8640-PE, Sacramento 22, Calif.

CITIZENS Band Clearing House, Inc. New, used and guaranteed transceivers and accessories. Send name and address for our monthly bulletin. Citizens Band Clearing House, Inc., 314 No. Western Ave., Peoria, Illinois.

CANADIAN Surplus, Used and New. Equipment and parts. Export Prices. Thousands of items. \$1.00 For Giant Catalogs. ETCO, Box 741, Montreal, Quebec.

JUST Out! New 324-page, illustrated Catalog offering savings up to 50% on over 100,000 auto parts and accessories, everything to renew, rebuild, renovate '28-'31 Model "A" Fords. All Makes (1920 to 1962 models), trucks, foreign and sports cars. Hollywood accessories, custom styling, Hi-speed Equipment. Send 25¢ for postage, packing—refundable on first order. Whitney, 1919 CC-2, Archer, Chicago 6, Ill.

POLICE Radar Detector—New Low Cost Circuit—Plans \$1.00 from Radet, P.O. Box 7432, Cleveland 30, Ohio.

MORSE Code by Sleep Teaching. Guaranteed. 4 Taped lessons to 18WPM; \$12.95 each. Electro-Sleep, 8959 Wonderland Ave., Hollywood 46, Calif.

CONVERT Any television to sensitive, big-screen oscilloscope. Only minor changes required. Simple plans \$1.95. Relco, Box 10563-C, Houston 18, Texas.

SUPERSENSITIVE directional microphone picks up a whisper at great distances. Used by investigators to record faint, distant sounds without being detected. Easily constructed for about \$7. Step by step plans \$1.95. Dee Company, Box 10563-F, Houston 18, Texas.

PLANS Distance crystal set (SW record 5800 miles)—25¢. 24 page Handbook for same—50¢. Catalog. Laboratories, 1131-L Valota, Redwood City, California.

QLS's Samples 4¢ Pearce, 192 Osborne, Danbury, Conn.

ELECTRONIC Surplus, Great Buys! Free List. Fertik & Co., 9th & Tioga Sts., Phila. 40, Pa.

"INTERCEPT a conversation 100 yards or more away. No hidden microphones—picks sound from air. Complete easy-to-assemble "Para-Mic" Kit, \$15.95 postpaid. Assembles in minutes. Free info. other items. D'Imperio Sales, Lincoln Highway, Exton, Pennsylvania."

CB-QLS-SWL cards. Samples 10¢. Excellent Christmas gifts. Include your personal picture on cards. Signal, Adams County, Manchester, Ohio.

INVESTIGATORS! Do your own sound work. Write for free brochure of latest electronic equipment. WJS Electronics, 1130 N. Highland Ave., Los Angeles 38, Calif.

TELEPHONE Extension in your car. Answer your home telephone by radion from your car. Complete diagrams and instructions \$2.00. C. Carrier Co., 5880 Hollywood Blvd., Hollywood 28, Calif.

EAVESDROP with a pack of cigarettes. Miniature transistorized FM Radio Transmitter. Complete diagrams and instructions \$2.00. C. Carrier Co., 5880 Hollywood Blvd., Hollywood 28, Calif.

BE A Spy. Correspondence course on wire tapping, bugging, telescopic sound pickup, recording techniques, microphotography, and invisible photography. Lessons in surveillance, tailing, and use of equipment. Complete course \$22.50. C. Carrier Co., 5880 Hollywood Blvd., Hollywood 28, Calif.

TV Tape Recorder. Build your own Video Recorder. Complete correspondence course and construction details \$22.50. C. Carrier Co., 5880 Hollywood Blvd., Hollywood 28, Calif.

JUNK Your Distributor and Voltage Regulator. Improve automobile mileage and performance. Construction details for transistorized distributor and voltage regulator \$4.75. No moving parts. DB Enterprises, 8959 Wonderland Ave., Hollywood 46, Calif.

TV Camera. Build for less than \$50. Construction Details \$4.75. DB Enterprises, 8959 Wonderland Ave., Hollywood 46, Calif.

TELEPHONE Voice Switch (LS-500). Actuates automatically and unattended any tape or wire recorder. Pictorial installation instructions included. \$23.75. Post Paid US. WJS Electronics, 1130 N. Highland Ave., Los Angeles 38, Calif.

POLICE Radar Detector and legal jammer. Stop before those radar speed traps. Easy to build for less than \$10; used with your car radio. Complete construction details \$3.75. C. Carrier Co., 5880 Hollywood Blvd., Hollywood 28, Calif.

CB's Add Cascode RF Amplifier Kit for low noise and increased range. 6-12v. fil. Shielded. Only minor modification. Detailed instructions. Send \$5.75 Kit, \$8.75 Wired to Sacramento Radio-Lab, Box 4662-P, Sacramento 21, California.

ARIZONA experimenters Surplus Electronic Components. Beacon Electronics 1226 S. 26th Street, Phoenix, Arizona.

BUILD an electronic combination lock using transistorized logic circuits. For schematic and instructions send \$1.00 to Secon Electronic Co., Box 23, Melrose Park, Illinois.

PERSONALIZED steel name & Number plate. 10-figure maximum. Black with white letters only \$1.00. W. R. Thomas, 23 Highland Dr., N.E. Atlanta 5, Ga.

TEN Watt Novice Transmitter \$9.95. K. Stoddard Co., Box 323, Perry, Oklahoma.

TV Shop Billboards. Key circuit symbols, resistor, wiring codes, helpful time-saving hints. 10 2 $\frac{3}{4}$ x 6 $\frac{1}{4}$ wall-mounting billboards, assorted colors. \$1.00. Millett, 5208 Longton, Cleveland 24, Ohio.

\$1 ELECTRONIC Sale: Buy one at the low price listed and get the second for only \$1 more postpaid. All items are new printed circuit modules complete with tubes, transistors, and crystals where required. Guaranteed to meet FCC specs. for CB, Transmitter, 5 watt, 27 mc., crystal controlled. \$14.99 ea., 2 for \$15.99. Transmitter, 100 mw., transistorized, 27 mc., crystal controlled. \$14.99 ea., 2 for \$15.99. Receiver, 27-29 mc., transistorized pocket size. \$14.99 ea., 2 for \$15.99. Converter, adapts any broadcast radio for 27 mc. CB, crystal controlled. \$14.99 ea., 2 for \$15.99. Converter, as above but with 3 transistors. \$23.99 ea., 2 for \$24.99. Signal Booster, high gain pentode amplifier gives 20 DB boost to weak signals in 27 mc. band. Thousands in use. \$12.99 ea., 2 for \$13.99. No literature or catalogs available due to limited quantity, but all items are guaranteed to work and are of high quality. Vanguard Electronic Labs, Dept. E-2, 190-48 99 Ave., Hollis 23, N.Y.

CB WPE QSL Cards, Finest Quality, Multicolor, 10¢ For Samples. Radio Pres., Box 24, Pittstown, New Jersey.

"TELEPHONES"—Antique, Modern, French, any Model—Also Parts & Misc. Telephone Equipment of all kinds—Price List 50¢. Delta, Box 2262, Dallas 21, Texas."

RADAR King plans \$1.00, refundable on Kits (with assembled antenna) \$19.95 and wired units, \$29.95. Extra Antennas \$4.50 each. S.X. and simultaneous band operation. S band antenna shipped with orders. Wardell Smith, 65 Glenwood Rd., Upper Montclair, N.J.

TRANSISTORIZED Ignition—Save gas, tune-ups. Points, plugs last to 50,000-100,000 miles. Improved cold starting, high-speed performance. Special Coil—\$12.50. Complete negative-ground system—\$34.50. Palmer Electronics, Carlisle, Massachusetts.

CB-QSL-SWL cards, Samples 10¢. Include your personal picture on cards. No extra Cost. Signal, Adams County, Manchester, Ohio.

OBsolete tubes—originals and adaptors—Details: K6PFA, 1224 Mills, Modesto, Calif.

WANTED

TRIGGER—W9IVJ. We Buy Shortwave Equipment For Cash. 7361 W. North, River Forest, Ill. Phone PR 1-8616 Chicago TU 9-6429.

QUICKSILVER, Platinum, Silver, Gold, Ores Analyzed. Free Circular. Mercury Terminal, Norwood, Mass.

HIGH-FIDELITY

DISGUSTED with "Hi" Hi-Fi Prices? Unusual discounts on your High Fidelity Requirements. Write Key Electronics, 120 Liberty St., New York 6, N. Y. Cloverdale 8-4288.

DON'T Buy Hi-Fi Components. Kits, Tape, Tape Recorders until you get our low, low return mail quotes: "We Guarantee Not To Be Undersold." Wholesale Catalog Free. Easy time payment plan, 10% down—up to 24 mos. to pay. Hi-Fidelity Center, 220 PC-E 23 St., New York 10, N. Y.

PROMPT Delivery, Lower Prices, Amplifiers, Tape Recorders, Tuners, etc. No Catalogs, Individual Quotes. Compare. L. M. Brown Sales Corp., Dept. P, 239 E. 24 St., N. Y. 10, N. Y.

PRICES? The Best! Factory-Sealed Hi-Fi Components? Yes! Send for free catalog. Audion, 25P Oxford Road, Massapequa, N. Y.

RECORDERS, Components, Free wholesale catalogue. Carston, 125-P East 88, N. Y. C. 28.

TAPE AND RECORDERS

SELF-Hypnosis may help you many ways. New tape or LP-record teaches you quickly, easily! Free literature. McKinley Company, Box 3038, San Bernardino, California.

TAPE Recorders, Hi-Fi, components, Sleep Learning Equipment, tapes. Unusual Values. Free Catalog. Dressner, 1523PE, Jericho Turnpike, New Hyde Park, N. Y.

RENT Stereo Tapes—over 2,000 different—all major labels—free catalog. Stereo—Parti. 811-G Centinela Ave., Inglewood 3, California.

SAVE 30% Stereo music on tape. Free bargain catalog/blank tape/recorders/Norelco speakers. Saxitone, 1776 Columbia Road, Washington, D.C.

REPAIRS AND SERVICING

QUALITY Electronic Kit or Custom Construction by Qualified Technicians. Write Elcon, P.O. Box 271, Ft. Wayne, Indiana.

ELECTRONIC kits wired and tested. Write for free estimate. Naccas Kit Service, 18 Wolfe Street, Manchester, New Hampshire.

RADIO and Electronics Kits wired and tested. VHF and UHF antennas built to your specs. Estimates on request. Tri Acre Electronics, East Pine Street, Plaistow, N.H.

GOVERNMENT SURPLUS

JEEPS \$278, Airplanes \$159, Boats \$7.88, generators \$2.68, typewriters \$8.79, are typical government surplus sale prices. Buy 10,001 items wholesale, direct. Full details, 627 locations, procedure only \$1.00. Surplus, Box 789-C9Z, York, Penna.

NEW electronics surplus. Free catalog on request. JRB Surplus Sales Co., P.O. Box E, Pismo Beach, California.

"GOVERNMENT Surplus. Radios, Jeeps, Walkie-Talkies, Boats, Binoculars, Etc. Buy Direct. Send for "Depot Locations & Procedures"—50¢. Satisfaction Guaranteed. Delta—Box 2262, Dallas 21, Texas."

PATENTS

PATENT Searches, \$6.00. For free Information Record, and "Information Inventor's Need, write: Miss Heyward, 1029 Vermont Avenue NW, Washington 5, D. C.

PROFESSIONAL Searches of the Patent Office. Dependable—Reliable, \$6.00 including airmail report and related patents. For Free protection forms and Patent Information write—Trans-World Patent Service, 500 E Walker Building, Washington 5, D.C.

PATENT Searches including full airmail report and closest patent copies, \$6.00. Quality searches expertly administered. Free protection forms and Patent Information. Write Professional Patent Office Search Bureau, 709 E Albee Building, Washington 5, D.C.

INVENTORS! Searches of the Patent Office Administered Professionally, \$6.00 including airmail comprehensive report and related patent copies. For Free Information Protection Forms, Patent Information, Dependable Service. Write Washington Patent Office Search Bureau, E. 1426 G Street, N.W., Washington 5, D.C.

U.S. Patent Office Searches, Patent Development of Electronics, Electrical and Electro-mechanical inventions. Send for Free Protection "Invention Certificates" and "Invention Information." George Spector, Licensed Professional Patent Engineer—U.S. Patent Office Former Examiner, 3615 Woolworth Building, 233 Broadway, New York.

INVENTIONS WANTED

INVENTIONS wanted, Patented; unpatented, Global Marketing Service, 2420-P 77th, Oakland 5, Calif.

INVENTIONS Wanted for immediate promotion! Patented, unpatented. Outright cash; royalties! Casco, Dept. BB, Mills Building, Washington 6, D. C.

PHOTOGRAPHY-FILM, EQUIPMENT, SERVICES

SCIENCE Bargains—Request Free Giant Catalog "CJ"—144 pages—Astronomical Telescopes, Microscopes, Lenses, Binoculars, Kits, Parts. War surplus bargains. Edmund Scientific Co., Barrington, New Jersey.

INSTRUCTION

EARN \$150 Week Mechanical, Electronics Drafting. Send \$2 First Lesson, \$25 Complete Home Study Course. Prior, Inc., 23-09 169th Street, Whitestone 57, New York.

BEGINNERS. Radio Electronics Explained Simply. Clear, Basic. Plans. 24 Pages. Send \$1. Transspace Laboratory, Box 111, Princeton Junction, New Jersey.

LEARN While Asleep, hypnotize with your recorder, phonograph. Astonishing details, sensational catalog free! Sleep-Learning Association, Box 24-ZD, Olympia, Washington.

STAMPS AND COINS

GIGANTIC Collection Free! Includes triangles, early United States, animals, commemoratives, British Colonies, high value pictorials, etc. Complete collection plus big illustrated magazine all free. Send 5¢ for postage. Gray Stamp Company, Dept. Z2, Toronto, Canada.

FOR Sale—Newfoundland Stamps! 100 Fine Newfoundland Stamps—\$1.00. 100 all different—\$3.50. Harry Phillips Sales, Bonavista-2S, Nfld, Canada.

FREE! North America Plus 87 Foreign Flag Stamps. Big valuable collection of all-different, genuine stamps from Greenland (North Pole), St. Pierre, Newfoundland, Canada—picturing Eskimos, Indians, scarce 1867 Confederation, Northern Territories, Nova Scotia, United Nations, U.S.—Ancient 19th Century; first Ship & Plane; rare Whooping Crane; Pony Express; etc. Also, complete set Colonial & Civil War Commemoratives. Plus colorful flag stamps of 87 foreign countries. Extra! Big Bargain catalog. Approvals. Send 10¢ for mailing. Kenmore, Milford EF-305, New Hamp.

200 Different U.S. Stamps \$1.00 Approvals included. Shelron, Box 907-J, New York 8, N.Y.

TOPS! Fascinating coin collection from Camerouns, Formosa, Vatican, etc. and foreign banknote. Catalog Price over \$1.50! Only 10¢ with exciting coin approvals! Littleton Coin Company, Littleton T-12, New Hampshire.

BOOKS

BOOKS—All 15¢. 2000 titles, all subjects, catalog free. Cosma, Clayton, Ga.

CANADIAN Amateurs! Fourth edition of Radio Amateur Licensing Handbook, by Jim Kitchin, now on sale. Authoritative, complete, concise. A "Must" for all experimenters. At your radio supply, bookstore, or the publishers, Radiotelephone Directories Ltd., 119 West Pender, Vancouver, Canada. \$2.00 per copy.

PLASTICS

NEW Liquid Casting Plastic, clear, colors. Embed real flowers, butterflies, photos, coins. Send 25¢ for two handbooks "How to Cast Liquid Plastics" and "How to Make Extra Money at Home." Castolite, Dept. A-108, Woodstock, Illinois.

MUSIC

ACCORDIONS, Chord Organs, Guitars! Buy direct—save to ½. Famous makes. Free home trial. Easy terms. Trades. Free catalogs. Mention Instrument. International Music Mart, Dept. PE, 2003 Chicago Avenue, Chicago 22.

EDUCATIONAL OPPORTUNITIES

ENGINEERING Education for the Space Age. Northrop Institute of Technology is a privately endowed, non-profit college of engineering offering a complete Bachelor of Science Degree Program and Two-Year accredited technical institute curricula. Students from 50 states, many foreign countries. Outstandingly successful graduates employed in aeronautics, electronics, and space technology. Write today for catalog—no obligation. Northrop Institute of Technology, 1179 West Arbor Vitae Street, Inglewood 1, California.

DETECTIVE Profession. Home Study. Lapel pin, Certificate, Future. Box 41197-AG, Los Angeles 41, Calif.

LEATHERCRAFT

FREE "Do-It-Yourself" Leathercraft Catalog. Tandy Leather Company, Box 791-B44, Fort Worth, Texas.

EMPLOYMENT INFORMATION

HIGH Paying Jobs in Foreign Lands! Send \$2.00 for complete scoop! Foreign Opportunities, Box 172, Columbus 16, Ohio.

EARN Extra money selling advertising book matches. Free samples furnished. Matchcorp, Dept. MD-12, Chicago 32, Illinois.

BUSINESS OPPORTUNITIES

BUY Direct from factories. Appliances, cameras, watches! Free details! Cam Co., 436 PE Bloomfield Ave., Verona, N. J.

VENDING Machines—No Selling. Operate a route of coin machines and earn amazing profits. 32-page catalog free. Parkway Machine Corporation, Dept. 12, 715 Ensor St., Baltimore 2, Md.

ELECTROPLATING equipment and supplies. All types for home work shops. Free Catalog. HBS Equipment Division, 3445 Union Pacific, Los Angeles 23, Calif.

MAKE \$25-\$50 Week, clipping newspaper items for publishers. Some clippings worth \$5.00 each. Particulars free. National, 81-EG, Knickerbocker Station, New York City.

FREE Book "990 Successful, Little-Known Businesses." Work home! Plymouth—455R, Brooklyn 4, New York.

SECOND Income From Oil Can End Your Toil! Free Book And Oilfield Maps! National Petroleum, Panamerican Bldg.—ZD, Miami 32, Florida.

MAILMAN Brings us \$150 Daily. Operate Home Mail Order Business. Write Publicity, Box 727ZE, Kalamazoo, Michigan.

EARN \$3.00 hour—home sparetime. Easy Pump Lamps assembling, No canvassing. Write: Ougor, Caldwell 15, Arkansas.

MAKE Money Making Leathergoods 1148 Ideas. Free information. Tandy Leather Co., Box 791-G2, Fort Worth, Texas.

FREE Book "711 Bizarre, Successful Ventures." How I retired. Work home! Haylings-MP, Carlsbad, Calif.

HOME Typing. Excellent pay. Details \$1 (refundable). Nationalco, Southmountain, Millburn 51, New Jersey.

I MADE \$40,000.00 Year by Mailorder! Helped others make money! Start with \$10.00—Free Proof. Torrey, Box 3566-N, Oklahoma City 6, Oklahoma.

BIG Money—Operate own fix-it shop. Service household appliances, motors, mowers, saws, skates, etc. Free book. Christy Trades School, A-114, 3214 W. Lawrence, Chicago 25.

MISCELLANEOUS

INDEPENDENT Thinkers—investigate Humanism! Write American Humanist Association, Dept. PE, Yellow Springs, Ohio.

2700 NOVELTIES, Tricks, jokes, science, hobbies. World's biggest gadget catalog 10¢. Johnson-Smith, D529, Detroit 7.

WRITERS!—Free list of top-notch USA markets for short stories, articles, books and plays. Write for your free copy today! Literary Agent Mead, 915 Broadway, N. Y. 10.

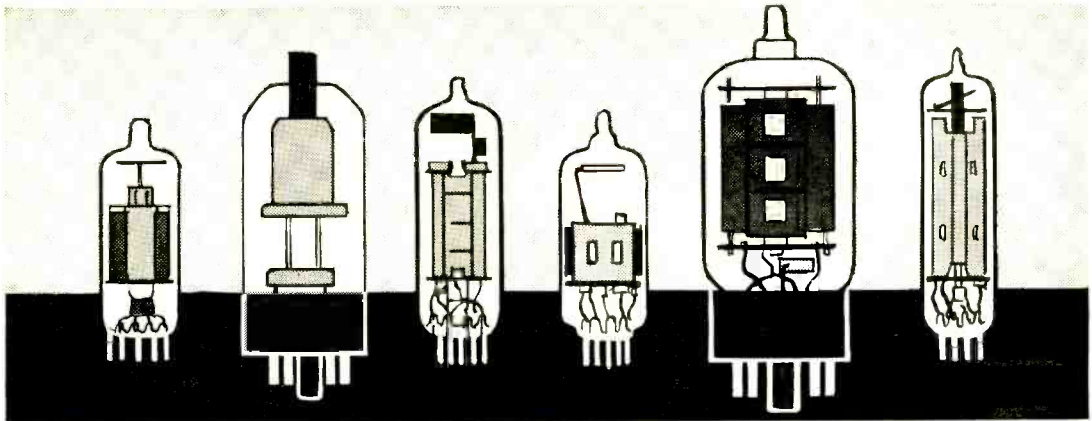
PRINTING Presses; type, Supplies. Lists 4¢. Turnbough Service, Mechanicsburg, Pa.

"GIANT Arms." Dr. Young's, D.C. Revolutionary discovery. \$2. Satisfaction or refund. Gaucho, Box 9309-E8, Chicago 90.

"HYPNOTIZE . . . One word . . . One fingersnap," on stage. Satisfaction—or refund. \$2. Hypnomaster, Box 9309-E8, Chicago 90.

SEND me your name and I'll tell you about a method that lets you take giant bass out of waters that other folks say are "fished out". Facts free. Write Eric W. Fare, Highland Park 72, Illinois.

PERSONALIZED steel name & Number plate. 10 figure maximum. Black with white letters only \$1.00. W. R. Thomas, 23 Highland Dr., N.E., Atlanta 5, Ga.



Qty.	Type	Price	Qty.	Type	Price	Qty.	Type	Price
	DZ4	.79		5CQ8	.84		6BN6	.74
	1AX2	.62		5CZ5*	.72		6BQ6	1.05
	1B3	.79		5EA8	.80		6BQ7	1.00
	1DN5	.55		5EU8	.80		6BS8	.90
	1G3*	.79		5J6	.68		6BU8	.70
	1J3*	.79		5T8	.81		6BX7	1.02
	1K3*	.79		5U4	.60		6BY5	1.15
	1R5	.62		5U8	.81		6BY6	.54
	1S4	.59		5V3	.90		6BY8	.66
	1S5	.51		5V6	.56		6BZ6	.55
	1T4	.58		5X8	.78		6BZ7	1.01
	1U4	.57		5Y3	.46		6BZ8	1.09
	1U5	.50		6AB6	1.20		6C4	.43
	1X2B	.82		6AB4	.46		6CB6	.55
	2AF4	.96		6AC7	.96		6CQ6	1.42
	2BN4	.64		6AF3	.73		6CE5*	.57

BUY DIRECT FROM RAD-TEL NOW!
Over 450 Types
Up to 75% OFF

Qty.	Type	Price	Qty.	Type	Price	Qty.	Type	Price
	6H6	.58		12A05	.60		12J8	.84
	6J5GT	.57		12A76	.43		12K5	.65
	6J6	.61		12A77	.76		12L6	.58
	6K6	.63		12AUG	.51		12SA7	.92
	6L6	1.06		12AU7	.60		12SF7	.69
	6N7	.98		12AV6	.41		12SH7	.49
	6S4	.51		12AV7	.75		12SJ7	.67
	6SA7GT	.76		12AX4	.67		12SK7	.74
	6SG7GT	.41		12AX7	.63		12SL7	.80
	6SH7GT	.49		12AY7	1.44		12SN7	.67
	6SJ7	.88		12AZ7	.86		12SQ7	.78
	6SK7GT	.74		12B4	.63		12U7	.62
	6SL7GT	.80		12BA7	.84		12V6	.53
	6SN7GT	.65		12B6	.50		12W6	.69
	6SQ7	.73		12BE6	.53		12X4	.38
	6T4	.99		12BF6	.44		17AX4	.67

NOT AFFILIATED WITH ANY OTHER MAIL ORDER TUBE COMPANY

Qty.	Type	Price	Qty.	Type	Price	Qty.	Type	Price
	2EN5*	.45		6AF4	.97		6CF6	.64
	3AL5	.42		6AG5	.68		6CG7	.61
	3AU6	.51		6AH4	.81		6C8	.77
	3AV6	.41		6AH6	.99		6CK4*	.70
	3BA6	.51		6AK5	.95		6CL8	.79
	3BC5	.54		6AL5	.47		6CM6	.64
	3BE6	.52		6AM8	.78		6CM7	.66
	3BN6	.76		6AQ5	.53		6CM8*	.90
	3BU8	.78		6AR5	.55		6CN7	.65
	3BY6	.55		6AS5	.60		6CQ8	.84
	3BZ6	.55		6AS6	.80		6CR6	.51
	3CB6	.54		6AT6	.43		6CS6	.57
	3CC6	.52		6AT8	.79		6CS7	.69
	3CG4*	.85		6AU4	.82		6CS5	.58
	3DK6*	.60		6AV6	.52		6CUG6	1.08
	3DT6	.50		6AU7	.61		6CY5*	.70
	3Q4	.63		6AU8	.87		6CY7	.71
	3Q5	.80		6AV6	.41		6DA4*	.68
	3S4	.61		6AW8	.90		6DB5	.69
	3V4	.58		6AX4	.66		6DB6	.51
	4BQ7	1.01		6AX5	.74		6DE6	.58
	4BZ7	.96		6AX7	.64		6DE6	.59
	4BZ8	1.10		6AX8*	.92		6DG6	.59
	4CS6	.61		6BA6	.50		6DN6	1.55
	4DT6	.55		6BA8	.88		6DQ6	1.10
	5AM8	.79		6BC5	.61		6DT6	.53
	5AN8	.86		6BC7	.94		6DT8*	.79
	5AQ5	.52		6BC8	.97		6EA8	.79
	5AS8*	.86		6BD5	1.25		6EB5*	.72
	5AT8	.80		6BE6	.55		6EB8	.94
	5AV8	1.01		6BF5	.90		6EM5*	.76
	5BC8	.79		6BF6	.44		6EM7	.82
	5BE8	.83		6BG6	1.66		6EU8	.79
	5BK7	.82		6BH6	.65		6EW6	.57
	5BQ7	.97		6BH8	.87		6EY6*	.75
	5BR8	.79		6BJ6	.62		6F5GT	.39
	5BT8*	.83		6BJ7	.79		6F8	.75
	5CG8	.76		6BK7	.85		6GH8	.80
	5CL8	.76		6BL7	1.00		6GK6*	.79
	5CM8*	.90		6BN4	.57		6GN8*	.94

Up to 75% OFF

Save on Rad-Tel's Quality BRAND NEW TUBES
1-Year Guarantee
1-Day Service

Servicemen:
New Tube Types offered by Rad-Tel are marked with an asterisk.

Send For Free Trouble Shooting Guide and New Tube & Parts Catalog



RAD-TEL'S HI-FI IMPORTS
 Designed especially for Hi-Fi and Stereo

Foreign	Replaces	Rad-Tel Price
ECC-81	12AT7	1.18
ECC-82	12AU7	.96
ECC-83	12AX7	.96
EL-84	6BQ5	1.15
EZ-81	6CA4	.80

EACH TUBE INDIVIDUALLY & ATTRACTIVELY BOXED & BRANDED RAD TEL

Qty.	Type	Price	Qty.	Type	Price	Qty.	Type	Price
	6T8	.85		12BH7	.77		17BQ6	1.09
	6U8	.83		12BK5	1.00		17DQ6	1.06
	6V6GT	.54		12BL6	.56		17W6	.70
	6W4	.60		12BQ6	1.06		18FW6*	.49
	6W6	.71		12BR7	.74		18FX6*	.53
	6X4	.39		12BV7	.78		18FY6*	.50
	6X5GT	.53		12BY7	.77		19AU4	.83
	6X8	.80		12BZ7	.75		19B66	1.39
	7A8	.68		12C5	.56		19C8	1.14
	7AU7	.61		12CN5	.56		19T8	.80
	7B6	.69		12CR6	.54		21EX6	1.49
	7EY8*	.73		12CU5	.58		25AV5	.83
	7F8	.90		12CUG	1.06		25AX4	.70
	7N7	.90		12CK6	.54		25BK5	.91
	7S7	1.01		12D4*	.69		25BQ6	1.11
	7Y4	.69		12DB5	.69		25C5	.53
	8AU8	.83		12DB8	.75		25CA5	.59
	8AW8	.93		12DL8	.85		25CD6	1.44
	8BQ5	.60		12DQ6	1.04		25CUG	1.11
	8CG7	.62		12DS7	.79		25DN6	1.42
	8CM7	.68		12DT5*	.76		25EH5	.55
	8CN7	.97		12DT7	.79		25L6	.57
	8CS7	.74		12DT8*	.79		25W4	.68
	8CX8	.93		12DU7	1.01		32ET5	.55
	8EB8	.94		12DW8*	.89		32L7	.90
	8SN7	.66		12DZ6	.56		35B5	.60
	9CL8	.79		12E05	.69		35C5	.51
	11CY7	.75		12EG6	.54		35L6	.57
	12A4	.60		12EK6	.56		35W4	.42
	12AB5	.55		12EL6	.50		35Z5	.60
	12AC6	.49		12EM6	.79		36AM3*	.36
	12AD6	.57		12EN6	.78		50B5	.60
	12AE6	.43		12EZ6	.53		50C5	.53
	12AE7	.94		12F8	.66		50EH5	.55
	12AF3	.73		12FA6	.79		50L6	.61
	12AF6	.49		12FM6	.43		70L7	.97
	12AJ6	.46		12FR8	.91		70Z5	.69
	12AL5	.45		12FX8	.85		807	.70
	12AL8	.95		12GC6	1.06		117Z3	.61

Popular New Tube Types Offered by Rad-Tel*

Popular New Tube Types Offered by Rad-Tel*


RAD-TEL TUBE CO.
 55 CHAMBERS ST. NEWARK 5, NEW JERSEY

TERMS: 25% deposit must accompany all orders, balance COD. Orders under \$5: add 1% handling charge plus postage. Orders over \$5: plus postage. Approx. 8 tubes per 1 lb. Subject to prior sale. No COD's outside continental U.S.A.

PRINTED IN U.S.A.



RF
GAIN



SQUELCH

CB SELECTIVITY?



write for free brochure

\$189.50

Slightly higher west of Rockies

Consider this situation . . . You own the exciting new Courier 1. You're transceiving on Channel 15 from your second floor den. Next door, a CB friend is working his set on Channel 14 with another party. Image response? Ghosting? . . . Never with Courier 1! It's truly selective, has maximum adjacent channel rejection and drift-free receiving! Now, check these other exclusive Courier 1 features . . . see for yourself:

- TRIPLE CONVERSION
- 12 CHANNEL TRANSMITTING
- UNITIZED CHASSIS, HAND-WIRED
- BUILT-IN NOISE LIMITER & SQUELCH
- ELECTRONIC SWITCHING (no relays)
- CADMIUM PLATED FOR MARINE USE
- FULLY MODULATED (100%)
- BUILT-IN "S" & "RF" METER
- LOWEST NOISE FRONT END (NUVISTOR)
- MOBILE OR BASE (117 V AND 12 V)
- ENTIRE UNIT SLIDES OUT ON TRACKS
- OVER 3 WATTS OUTPUT



electronics communications, inc. 325 no. macquesten pkwy, mt. vernon, n. y.



★ TRIPLE TREAT SPECIAL



**YOU GET
ALL THIS WITH**

NEW TARZIAN STEREO TAPE OFFER

★ Original Broadway arrangements of 13 top tunes from both "Gigi" and "My Fair Lady," re-creating the sparkle of opening night for thirty entertaining minutes

★ PLUS "Silk Satin and Strings," a half-hour of all-time favorites including "Blues in the Night," "Holiday for Strings," and ten more memorable melodies...two *current catalog* albums (Concertapes No. 4T-4001, \$7.95, and No. 4T-3006, \$6.95) combined on one hour-long Tarzian Tape to give you a \$14.90 value

★ PLUS a full 7-inch reel of blank Tarzian Tape, factory-sealed in protective plastic and quality-guaranteed.

This entire "Triple Treat" package is now available at leading tape dealers for only the price of two reels of blank Tarzian Tape and \$1.49.

Here is music for pleasurable listening, imaginatively interpreted by Caesar Giovannini and the Radiant Velvet Orchestra in true stereo sound. This is current catalog music, available now at a price far below the retail cost—combined on one professional-quality Tarzian Tape to provide a full hour of entertainment.

As you listen, your ears will detect a wide frequency response and dynamic range; a smoothness and clarity of sound unusual even in high-fidelity stereo tapes. That's when you should unwrap the blank reel of Tarzian Tape. Use this tape to record a special FM program, or several favorite records. We'll bet that the playback will reveal the same depth and realism that you enjoyed on the studio-produced tape.

Hard to believe? That's exactly why we are making this special offer. More surely than anything we can say, *your* ears can prove to you that Tarzian Tape does indeed make possible a new fidelity in sound reproduction, in your home as in the professional studio.

Try it. Visit your favorite tape dealer today and get your "Triple Treat" package from Tarzian. Spread the fun...get several packs for Christmas giving.



SARKES TARZIAN, INC.

World's Leading Manufacturers of TV and FM Tuners • Closed Circuit TV Systems • Broadcast Equipment • Air Trimmers • FM Radios • Magnetic Recording Tape • Semiconductor Devices

MAGNETIC TAPE DIVISION • BLOOMINGTON, INDIANA

Export: Ad Auriema, Inc., N. Y. • In Canada, Cross Canada Electronics, Waterloo, Ont.