

BUILD THE ELECTROLYTIC "RESTORER"

POPULAR ELECTRONICS

OCTOBER
1961

35
CENTS

SPECIAL: You Wouldn't Want To Be An
Electronics Hobbyist in the U.S.S.R.

(see p. 41)

**FREE-POWER
RADIO SET**

**ELECTROSTATIC
OIL FILTER
FOR YOUR CAR**

**SENSITIVE
ELECTROSCOPE**

**THE 8 MOST-ASKED QUESTIONS
ABOUT RECORD PLAYERS**



This is CADRE 2-Way Radio

developed by **CADRE INDUSTRIES CORP.**
for the 27 Mc **CITIZENS BAND OPERATION**


These CADRE units are built to the highest standards of the electronics industry, by a company that has been long established as a prime manufacturer of precision electronic research equipment and computer assemblies. CADRE transceivers are 100% transistorized — compact, lightweight... engineered for unparalleled performance and reliability.

The CADRE 5-Watt Transceiver, at \$199.95, for example, for offices, homes, cars, trucks, boats, aircraft, etc., measures a mere 11 x 5 x 3", weighs less than 6 pounds! Nevertheless, it offers 5 crystal-controlled transmit/receive channels (may be used on all 22), and a range of 10 miles on land, 20 over water!

The CADRE 100-MW Transceiver, \$124.95, fits into a shirt pocket! Weighs 20 ounces, yet receives and transmits on any of the 22 channels... efficiently... clearly... without annoying noise. A perfect "pocket telephone"!

For the time being, it is unlikely that there will be enough CADRE transceivers to meet all the demand. Obviously, our dealers cannot restrict their sale to the fields of medicine, agriculture, transportation, municipal services, etc. However, since these CADRE units were engineered for professional and serious commercial applications—and cost more than ordinary CB transceivers—we believe that as "water finds its own level," CADRE transceivers will, for the most part, find their way into the hands of those who really need them.

Write for complete information and detailed specifications.



CADRE INDUSTRIES CORP., Endicott, N. Y.

Prices appearing in this advertisement are suggested retail prices

www.americanradiohistory.com



tick! tick!

Maybe you don't remember the magic tick-tick of Dad's alarm clock . . . or the excitement you felt at the tiny sound of his key turning in the lock.

But don't despair. Grownups, too, can experience exciting moments in sound. Try Audiotape and see.

The unique quality of this tape gives you more clarity and range, less distortion and background noise. It's your silent (but knowledgeable) partner in capturing fresh, clear, memorable sound—whether it's Saturday night

merriment . . . or a Sunday afternoon concert. Remember: if it's worth recording, it's worth Audiotape. There are eight types . . . one exactly suited to the next recording you make.



audiotape

TRADE MARK

"it speaks for itself"

AUDIO DEVICES INC., 444 Madison Ave., N. Y. 22, N. Y.
Hollywood: 840 N. Fairfax Ave., Chicago: 5428 N. Milwaukee Ave.

POPULAR ELECTRONICS is published monthly by Ziff-Davis Publishing Company at 434 South Wabash Avenue, Chicago 5, Illinois. **Subscription Rates:** One year United States and possessions, \$4.00; Canada and Pan American Union Countries, \$4.50; all other foreign countries, \$5.00. Second Class postage paid at Chicago, Illinois, and at additional mailing offices. Authorized by Post Office Department, Ottawa, Canada, as Second-Class matter. October, 1961. Volume 15, Number 4.

POPULAR ELECTRONICS

VOLUME 15

NUMBER 4

OCTOBER

1961



POPULAR ELECTRONICS is indexed
In the Readers' Guide
to Periodical Literature

This month's cover photo by Joe Petrovec

Special Feature

Electronics Enthusiasts in the U.S.S.R.....*Theodore M. Hannah, K3CUI* 41
An informative look at electronics hobbyists behind the Iron Curtain
and at the ways in which their government assists them in their work

Electronic Construction Projects

The Restorer.....*H. E. Sanders, W4CWK* 49
Electronic Do-Re-Mi.....*Martin H. Patrick* 61
Salt Water Powers One-Transistor Radio.....*Lee Martin* 64
Electronic Electroscopes.....*Ronald Wilensky* 68
Improved Signal Booster.....*Herb S. Brier, W9EGQ* 76

Electronic Features and New Developments

Electrostatics Under the Hood.....*James G. Busse* 46
POP'tronics News Scope..... 57
Mikes from Lamp Sockets.....*Art Trauffer* 58
Transistor Topics.....*Lou Garner* 66
Oscilloscope Quiz.....*Robert P. Balin* 78
Carl and Jerry: Blackmailing a Blonde.....*John T. Frye, W9EGV* 82

Audio and High Fidelity

Hi-Fi Showcase..... 8
"What Can You Tell Me About Record Players?".....*Richard A. Flanagan* 53
Stereo Testing Made Easy.....*Milton Ogur* 70

Amateur, CB, and SWL

On the Citizens Band.....*Dick Strippel, 2W1452* 60
Short-Wave Report: The Good Old Days.....*Hank Bennett, W2PNA* 73
Short-Wave Monitor Certificate Application..... 74
Across the Ham Bands: EICO 723 Transmitter Kit.....*Herb S. Brier, W9EGQ* 75

Departments

Letters from Our Readers..... 12
POP'tronics Bookshelf..... 16
Tips and Techniques..... 24
Coming Next Month..... 28
New Products..... 30

Copyright © 1961 by ZIFF-DAVIS PUBLISHING COMPANY. All rights reserved.

POPULAR ELECTRONICS

NOW IN KIT FORM!

The RCA Senior VoltOhmyst®

WV-98B(K)

ONLY \$62.50* With probe, cable, clips and instruction booklet.

Featuring Pre-Assembled Etched-Circuit Board and Pre-Assembled DC/AC-OHMS Probe (WG-299D)

- Easy-to-read meter—6½" wide
- 200-microampere meter movement with less than 1% tracking error
- Precision multiplier resistors accurate to ± 1%
- Meter electronically protected against burnout
 - Separate color-coded peak-to-peak and rms-voltage scales
- Die-cast aluminum case with leather carrying handle

MEASURES:

DC voltages, 0 to 1500 volts.
AC voltages, 0 to 1500 volt rms or 0 to 4200 volts peak-to-peak.
Resistances from 0.2 ohm to 1,000 megohms.

RCA WV-98B available factory-wired and calibrated: \$79.50*

Real dollar-savings!

Assembly time is cut to the bone!

This extra-heavy etched-circuit board comes with all components completely mounted and soldered. The input probe and cable, likewise, comes to you already assembled and wired.

OTHER OUTSTANDING RCA KIT VALUES...



RCA VOLTOHMYST® KIT
WV-77E(K) Only \$29.95*

Famous VoltOhmyst® quality and performance at a low price! Special test features include: separate 1.5-volt rms and 4-volt peak-to-peak scales for accurate low AC measurements. Measures AC and DC voltages to 1500 volts, resistances from 0.2 ohm to 1,000 megohms. Complete with ultra-slim probes, long flexible leads, special holder on handle to store leads.

RCA WV-77E available factory-wired and calibrated: \$43.95*



RCA WV-38A(K)
VOLT-OHM-MILLIAMMETER KIT
Only \$29.95*

The V-O-M with the extras! • 0.25-volt and 1.0-volt DC ranges • Big easy-to-read 5¼" meter • Non-breakable sealed plastic case—no glass to crack or shatter • Jacks located below switches to keep leads out of the way • Spring clips on handle to hold leads • Attractive, scuff resistant, rugged carrying case, only \$4.95* extra.

RCA WV-38A available factory-wired and calibrated: \$43.95*



RCA SUPER-PORTABLE
OSCILLOSCOPE
KIT WO-33A(K) Only \$79.95*

Now in kit form. A scope you can carry anywhere! Rugged and compact, yet weighs only 14 pounds. Just right for in-the-home and shop troubleshooting and servicing of black-and-white and color TV, radio, hi-fi components, tape recorders, etc. Ample gain and bandwidth for the toughest jobs. Scaled graph screen and internal calibrating voltage source for direct reading of peak-to-peak voltage.

RCA WO-33A available factory-wired and calibrated: \$129.95*

See them all at your Authorized RCA Test Equipment Distributor



The Most Trusted Name in Electronics
RADIO CORPORATION OF AMERICA

*User Price Optional



build your own PROFESSIONAL REK·O·KUT STEREOTABLE

ONLY \$59⁹⁵

Enjoy the performance of the world's finest turntable at remarkably low cost. In only a half hour's time, using just a screw-driver, you can assemble a Stereotable with the same unsurpassed performance as factory-assembled Stereotables! Features the Rek-O-Kut custom-built hysteresis synchronous motor and exclusive Rekothane belt—for lowest rumble ever achieved—plus the design and engineering qualities that make Rek-O-Kut the unchallenged leader in the field.

K-33H—33 $\frac{1}{3}$ rpm	\$59.95 net
K-34H—33 $\frac{1}{3}$ and 45 rpm	69.95 net
S-320 Stereo Tonearm	34.95 net
KB Walnut Base	14.95 net
APK-AUTO-POISE accessory (makes Stereotable and arm fully automatic)	49.95 net

Visit your high fidelity dealer now.
Literature on request.



REK·O·KUT STEREOTABLES

Rek-O-Kut Co., Inc., 38-19 108th St., Corona 68, N. Y.

REK-32

POPULAR ELECTRONICS

World's Largest-Selling Electronics Magazine
Average Net Paid Circulation Over 357,000

Publisher **PHILLIP T. HEFFERNAN**
Editor **OLIVER P. FERRELL**
Managing Editor **JULIAN M. SIENKIEWICZ, WA2CQL**
Art Editor **JAMES A. ROTH**
Associate Editors **MARC E. FINKEL**
RICHARD A. FLANAGAN
MARGARET MAGNA
Draftsman **ANDRE DUZANT**
Editorial Assistant **MARY ANNE O'DEA**
Editorial Consultant **OLIVER READ, W4TWV**
Contributing Editors **H. BENNETT, W2PNA**
H. S. BRIER, W9EGQ
J. T. FRYE, W9EGV
L. E. GARNER, JR.
D. STRIPPEL, 2W1452
Advertising Manager **WILLIAM G. McROY, 2W4144**
Advertising Service Manager **ARDYS C. MORAN**

ZIFF-DAVIS PUBLISHING COMPANY

Editorial and Executive Office (ORegon 9-7200)
One Park Avenue, New York 16, New York

William B. Ziff, Chairman of the Board (1946-1953)
William Ziff, President
W. Bradford Briggs, Executive Vice President
Hershel B. Sarbin, Vice President and General Manager
M. T. Birmingham, Jr., Vice President and Treasurer
Robert P. Breeding, Circulation Director
Charles Housman, Financial Vice President

Midwestern and Circulation Office (WAbash 2-4911)
434 South Wabash Avenue, Chicago 5, Illinois
Midwestern Advertising Manager **JAMES WEAKLEY**

Western Office (CRestview 4-0265)
9025 Wilshire Boulevard, Beverly Hills, California
Western Advertising Manager **WILLIAM J. RYAN**

Foreign Advertising Representative
D. A. Goodall Ltd., London, England



Member
Audit Bureau of
Circulations

SUBSCRIPTION SERVICE: All subscription correspondence should be addressed to **POPULAR ELECTRONICS**, Circulation Department, 434 South Wabash Avenue, Chicago 5, Illinois. Please allow at least six weeks for change of address. Include your old address as well as new—enclosing if possible an address label from a recent issue.

EDITORIAL CONTRIBUTIONS must be accompanied by return postage and will be handled with reasonable care; however, publisher assumes no responsibility for return or safety of art work, photographs or manuscripts.

Always say you saw it in—**POPULAR ELECTRONICS**

Work over 300 projects with your wonderful HOME LABORATORY

COLOR TV
DeVry Tech's program also includes training in Color Television

Use and keep ALL these units to get all-important PRACTICAL EXPERIENCE



NEW!
NEW!
NEW!

Shown above is the valuable new combination oscilloscope and volt-meter which DeVry Tech men build during the new training program. But that's not all! New movies, new experimental projects—all prepare you thoroughly in this latest and greatest DeVry Tech training program.



Exclusive HOME MOVIES help you grasp important points FASTER... EASIER... BETTER. A tremendous advantage!

NOW... at home... get DeVry Tech's amazing effective training in ELECTRONICS

RADIO-TELEVISION! Nothing else like it for providing real LABORATORY-TYPE training at home. Get the kind of thorough, practical experience YOU NEED for the kind of progress YOU WANT in today's tremendous field of Television, Radio and Electronics. Qualify yourself for real money... Interesting work... a wonderfully promising future. And when you finish, DeVry Technical Institute's active Employment Service HELPS YOU GET STARTED! Or open your own profitable Television-Radio Service Business.

THOUSANDS OF SUCCESSFUL GRADUATES

Why has DeVry Technical Institute become one of the largest training organizations of its kind? Because it provides EVERY MAJOR HOME TRAINING AID to help make the subject EASIER to learn... EASIER to remember—the kind of training so helpful for REAL PROGRESS. Students get thorough, up-to-date, practical training that TAKES ADVANTAGE of new and improved training developments. Study the ADVANTAGES shown on this page. Think what they can mean to YOU... to YOUR FUTURE! Or come to DeVry Tech's modern Training Laboratories in Chicago or Toronto. MAIL COUPON TODAY for complete facts—including 2 valuable free booklets, "Pocket Guide to Real Earnings" and "Electronics in Space Travel". Also, valuable information for men subject to MILITARY SERVICE.

Accredited member of National Home Study Council

SEND FOR 2 FREE BOOKLETS MAIL COUPON TODAY!



DEVRY TECHNICAL INSTITUTE
4141 Belmont Avenue, Chicago 41, Ill., Dept. PE-10-R
Please give me your two free booklets, "Pocket Guide to Real Earnings" and "Electronics in Space Travel"; also include details on how to prepare for a career in Electronics. I am interested in the following opportunity fields (check one or more):

- | | |
|--|--|
| <input type="checkbox"/> Space & Missile Electronics | <input type="checkbox"/> Communications |
| <input type="checkbox"/> Television and Radio | <input type="checkbox"/> Computers |
| <input type="checkbox"/> Microwaves | <input type="checkbox"/> Broadcasting |
| <input type="checkbox"/> Radar | <input type="checkbox"/> Industrial Electronics |
| <input type="checkbox"/> Automation Electronics | <input type="checkbox"/> Special "Short Courses" |

Name _____ Age _____
Address _____ PLEASE PRINT Apt. _____
City _____ Zone _____ State _____

Check here if you face military service.
Canadian residents: Write DeVry Tech of Canada, Ltd., 970 Lawrence Avenue West, Toronto 19, Ontario

1001

NEW! ALL NEW!

Now Prepare For SPACE AND MISSILE Electronics At Home



DeVry Tech now also makes available their highly effective SPACE and MISSILE ELECTRONICS Program. Now a man can train at home for a job in "outer space"—and not only "keep his feet on the ground": he can keep his present job while he is training. DeVry opens a wider range of job opportunities to a wider range of men 17-55.

DeVRY TECHNICAL INSTITUTE
CHICAGO • TORONTO

IMAGINATIVE DESIGN CONCEPT

PRODUCES COMPACT,
LOW COST SSB, AM,
CW COMMUNICATIONS RECEIVER
WITH FINE RECEIVER PERFORMANCE



Now the leading manufacturer of quality amateur radio antennas offers you tried and proved components in the new Mosley CM-1 Communications Receiver. But — FOR THE FIRST TIME —

these have been combined so as to result in performance equal to or better than that of receivers selling for several times the price.

Ask for demonstration of the CM-1 at your favorite dealer. Prove to yourself that you need not spend more to get fine receiver performance!

Clean, functional panel layout and compact cabinet of receiver and speaker will compliment the finest Amateur Station. Baked on dukane grey and black enamel over heavy gauge steel. Receiver: 10½" x 7½" x 8" deep. Speaker: 7½" x 7½" x 8" deep.

FEATURES and PERFORMANCE DATA:

- Double conversion with crystal controlled first oscillator.
- Diode detector for AM and product detector for SB and CW.
- Covers complete range of all amateur bands — 80 meters through 10 meters. Ten meter band segmented in three overlapping increments of 650 kc. each. Each band and each segment covers full 12" dial scale.
- Calibration every 5 kc. WWV reception at 15 mc.
- S-meter functions on AM, CW or SB, with or without BFO.
- Five dual-purpose tubes plus two semi-conductor diodes provide functions of 12 tube sections. TUBE and DIODE LINEUP: One 6AW8A, triode mixer and crystal oscillator; one 6AW8A, 2nd mixer and tunable oscillator; one 6AW8A, 1st IF and 1st Audio; one 6AW8A, 2nd IF and product detector; one 6AW8A, 2nd audio and BFO; 1N34, AM detector; 2F4, power rectifier.
- SELECTIVITY: 2.5 kc. at -6 db.
- SENSITIVITY: ½ microvolt for 10 db. signal-to-noise ratio on ten meters.
- STABILITY: Less than 500 cycles drift after one-minute warm-up. Less than 200 cycles change for 10% line voltage change. Temperature compensated and voltage regulated.
- IMAGE and IF REJECTION: 35 db. minimum.
- AUDIO OUTPUT: ½ watt at 6% distortion.

REAR CHASSIS ACCESSORY FACILITIES: Transmitter Relay Terminals, Accessory Power Socket, External Speaker/VOX Terminals.

POWER CONSUMPTION: 33 Watts. (117 volts AC, 50 to 60 cps.)

Net Price, only \$169.95

Matching Speaker, Model CMS-1. Net Price, \$16.95

(slightly higher west of the Rockies and outside the U.S.A.)

Mosley Electronics, Inc. — 4610 North Lindbergh Blvd. — Bridgeton, Mo.



Accredited by the National Home Study Council

good training
doesn't cost . . .
It pays!

How To Get an



FCC License (Commercial)

An FCC License Or Your Money Back!

Completion of the Master Course (both Sections) will prepare you for a First Class Commercial Radio Telephone License with a Radar Endorsement. Should you fail to pass the FCC examination for this license after successfully completing the Master Course, you will receive a full refund of all tuition payments. This guarantee is valid for the entire period of your enrollment agreement.


Increase Your Technical Knowledge

Get a government license plus an understanding of such electronic applications as computers . . . industrial electronics . . . radar . . . communications . . . and many more.

Get This Handy Pocket Electronics Data Guide Folder

Free...

Puts all the commonly used conversion factors, formulas, tables, and color codes at your fingertips. Yours absolutely free if you mail the coupon today. No further obligation.



Get All 3 Booklets Free!



Cleveland Institute of Electronics

1776 E. 17th Street, Desk PE 82, Cleveland 14, Ohio

Please send Free Career Information Material prepared to help me get ahead in Electronics and a free copy of your "Pocket Electronics Data Guide." I have had training or experience in Electronics as indicated below:

- | | |
|---|---|
| <input type="checkbox"/> Military | <input type="checkbox"/> Broadcasting |
| <input type="checkbox"/> Radio-TV Servicing | <input type="checkbox"/> Home Experimenting |
| <input type="checkbox"/> Manufacturing | <input type="checkbox"/> Telephone Company |
| <input type="checkbox"/> Amateur Radio | <input type="checkbox"/> Other..... |

In what kind of work are you now engaged?

In What branch of Electronics are you interested?

.....

Name.....Age.....

Address.....

City.....Zone.....State.....

PE-82

Sorry—Not For Beginners

Please inquire only if you really want to get ahead and to add to what you have already learned in school, in the service, or on the job. Some previous schooling or experience in electronics, electricity, or related fields is necessary for success in Cleveland Institute programs.

Cleveland Institute of Electronics

1776 E. 17th St. Desk PE82 Cleveland 14, Ohio

October, 1961

SHERWOOD

only for those who want the ultimate in

FM Stereo Broadcast Reception and Stereo Record Reproduction



S-8000 FM/MX 64 Watt Stereo Receiver \$299.50
16 1/4" x 4" x 14" deep.



S-3000 FM/MX Stereo Tuner \$160.00
14" x 4" x 10 1/2" deep.



S-5000 II 80 Watt Stereo Amplifier \$199.50
14" x 4" x 12 1/2" deep.



Ravinia Model SR3 3-way
Speaker System \$139.50
26" x 15" x 13 1/4" deep.

Correlaire Walnut Hi Fi Furniture



With FM Stereo broadcasting (multiplex) an established reality, Sherwood proudly offers every component you need for superb stereo reception. Sherwood stereo amplifiers and tuners are pre-eminent in the field, and now—in the S-8000 Receiver—the ultimate in compact reception quality is achieved. The exciting new Ravinia Model SR3 3-speaker system features extremely low intermodulation distortion and unusually flat frequency response. Cabinet is hand-rubbed walnut. The perfect setting for hi fi components is Sherwood's Correlaire contemporary furniture modules—in hand-rubbed Walnut and Pecan. Sherwood Electronic Laboratories, Inc., 4300 N. California Ave., Chicago 18, Illinois.

For complete technical details,
write Dept. 10Z




Hi-Fi



Showcase

*A quick look at
new products in the
stereo/hi-fi field**

UNUSUALLY smooth response throughout its entire frequency range (500 to 22,000 cycles) is one of the outstanding features of **Altec Lansing's** new 804A high-frequency driver unit. An improved version of the popular 802D, the 804A incorporates an aluminum voice coil and an aluminum alloy diaphragm. It has a nominal impedance of 16 ohms and is intended for use with a sectoral horn in systems built around Altec's 803B or 414A woofers. Price: \$63.00. . . . Another new product from Altec



Lansing is actually a complete, full-sized speaker system. Equipped with its own built-in 800-cycle crossover network, the system is available in two models: the 837A "Avalon," with a frequen-

cy range from 35 to 22,000 cycles; and the 838A "Carmel," which employs a second 414A speaker for a frequency response from 30 to 22,000 cycles. Price of the 837A is \$246.00; the 838A sells for \$297.00.

From **Fisher Radio** comes a new speaker system—the XP-4—in which the woofer and the enclosure are a single, inseparable unit. The result, according to the company, is elimination of fatiguing "enclosure tone" and greatly increased listening pleasure. Four speakers—a 12" woofer of special design, two 5" mid-range units, and a 2" tweeter—cover the full frequency range with a three-way crossover network. The compact XP-4 sells for \$199.50 in mahogany, cherry, or oiled walnut; an unfinished birch version is priced at \$189.50. . . . Still another speaker system—this one created by **Mercury Electronics**—makes use of an airtight compartment to relieve sound pressure within the enclosure for almost perfect baffling. A three-speaker system, the CR-1 "Crescendo" combines a 10" bi-axial transducer and a 4" tweeter, yet reproduces fre-

*Write to the manufacturers listed at the end of this column for more data on products mentioned

Always say you saw it in—POPULAR ELECTRONICS

Minivac® 601

**Scientific exploration
education
experimentation**

*engineered into an electronic brain that
measures a full 24" wide*

MINIVAC 601 is a fascinating, compact computer that thinks, remembers, plays games. It speaks with authority in the fields of science, mathematics, research. It prepares teenagers and adults for the world of tomorrow.

Created as a private project by Dr. Claude E. Shannon, now Donner Professor of Science, Massachusetts Institute of Technology and developed by the Scientific Development Corporation staff, MINIVAC 601 is built of professional components to professional standards.

It opens the way to exciting experimentation with circuits that solve problems and make decisions. It enables you to duplicate control systems like those used in advanced missiles. You may program it to demonstrate data processing techniques used in business. MINIVAC 601 will even play games with you . . . tic tac toe, and literally dozens of others.



Complete; computer, programming patch cords
and set of six manuals:

"Getting Acquainted with MINIVAC 601,"

"What is a Digital Computer?"

"How Computers Make Logical Decisions,"

"How Computers Do Arithmetic,"

"How Computers Work for Man,"

and "MINIVAC Games."

\$ 85⁰⁰



Scientific Development Corp.
372 Main Street
Watertown, Mass.

Gentlemen:

Please send free brochure giving complete information on
MINIVAC 601 . . . what it is . . . what it does . . . how it operates.

Name.....
Address.....
City.....Zone.....State.....



SCIENTIFIC DEVELOPMENT CORPORATION

Electronic Products Department

372 Main Street Watertown 72, Massachusetts

LATEST SAMS BOOKS FOR EVERYONE IN ELECTRONICS



USE THIS HANDY ORDER FORM

- Citizens Band Radio Handbook.** Thorough introduction to CB with full description of various types of equipment. Covers circuitry, antennas, installation, trouble-shooting, repairs, operating procedures. 192 pages. Order **CBH-1, only** \$2.95
- ABC's of Model Radio Control.** For hobbyists who wish to control model planes, boats, cars, etc. by radio. Explains radio control principles, describes equipment, tells how to install and use it, how to build your own. 96 pages. Order **MOR-1, only** \$1.95
- Electronic Organ Handbook.** Tells how organs work; includes specs and descriptions, operating principles, circuit diagrams and maintenance procedures for nine popular models. Really simplifies the subject. 272 pages. Order **EOA-1, only** \$4.95
- ABC's of Tape Recording.** Shows you how to get the most from your equipment. Tells how recorders work, how to choose one for your special needs, how to use it for fun and business. 96 pages. Order **TAP-1, only** \$1.50
- Troubleshooting Amateur Radio Equipment.** Shows the Ham how he can make his own repairs. Covers faults in receivers, transmitters, antenna systems, etc. Many schematics of popular xmitters and receivers. Full data on test instruments and procedures required. 128 pages. Order **AMP-1, only** \$2.50
- ABC's of Computers.** Tells what computers do and how they operate. Explains analog and digital types, binary numbers, circuitry, memory devices, arithmetic functions, symbolic logic, input-output devices, programming. 128 p. Order **ABC-1, only** \$1.95
- How to Repair Small Appliances.** Explains how popular electrical appliances work and how to fix them. Covers toasters, shavers, irons, mixers, blenders, coffee makers, knife sharpeners, skillets, blankets, fans, small motors, etc. 128 pages. Order **APP-1, only** \$2.50
- TV Tube Symptoms and Troubles.** A picture book of TV troubles caused by defective tubes (the most frequent reason for set failure). Shows which tubes to replace to correct specific troubles. 96 pages. Order **TVT-1, only** \$1.50
- 101 Ways to Use Your VOM & VTVM.** Shows you how to get the most from these most popular of test instruments, how to make required connections, how to test properly, how to evaluate results. 116 pages. Order **TEM-3, only** \$2.00

FREE! Ask for Free Sams Index to PHOTOFAC —the world's finest circuit data on more than 44,000 TV, radio, hi-fi, recorder models and related equipment. Send coupon below!

HOWARD W. SAMS & CO., INC.

Order from any Electronic Parts Distributor, or mail to Howard W. Sams & Co., Inc., Dept. K-91, 1720 E. 38th St., Indianapolis 6, Ind.

Send books checked above. \$ _____ enclosed

Send Free Sams Index Send FREE Book List

Name _____

Address _____

City _____ Zone _____ State _____

IN CANADA: A. C. Simmonds & Sons, Ltd., Toronto 7 (outside U.S.A. priced slightly higher)

Showcase

(Continued from page 8)

quencies from 25 to 18,500 cycles. Finished in genuine walnut veneers with an aluminum trim, the CR-1 lists at \$79.95.

Two new kits available from **H. H. Scott** are the LC-21 preamplifier and the LK-150 power amplifier. Dimensions of the LC-21 are exactly the same as those of Scott's LT-10 FM tuner, and there are 14 front-panel controls. Equipped with five pairs of stereo inputs as well as stereo tape recorder outputs, it delivers 2.5 volts at less than 0.1% distortion. As for the LK-150 stereo power amplifier kit, harmonic and intermodulation distortion are both less than 0.5% at full power (65 watts per channel). Companion units for a complete stereo amplifier/preamplifier setup, the LC-21 preamp is priced at \$99.95 and the LK-150 amplifier at \$169.95.

You can get hi-fi quality at moderate price with two new **University** dynamic microphones. Low-frequency response of both models extends to 50 cycles, with a smooth roll-off below, and response on the high end soars to the 18,000-cycle region. Both are free from harshness or stridency, and impedances of 30, 50, and 20,000 ohms are available via color-coded leads at the end of a 15'-long cable. Model 71 incorporates an on/off switch and sells for \$34.95; Model 70 is supplied less switch for \$29.95 A quarter-track stereo record/playback tape unit at a budget price, **Viking's**



76 "Compact" delivers 25 to 16,000 cycles within 3 db; bias frequency is 80 kc. for distortion-free recording. Utilizing a single motor for both 3 3/4 and 7 1/2 ips speeds, the 76 "Compact" is

equipped with jacks for high-level output, monitor output, and playback head output on the rear of the case; a single knob selects play, fast-forward, rewind, or stop functions. Price: \$199.50.

- Altec Lansing Corp., 1515 S. Manchester Ave., Anaheim, Calif.*
- Fisher Radio Corp., 21-21 44th Dr., Long Island City 1, N.Y.*
- Mercury Electronics Corp., 111 Roosevelt Ave., Mineola, N.Y.*
- H. H. Scott, Inc., Dept. P, 111 Powdermill Rd., Maynard, Mass.*
- University Loudspeakers, Inc., 80 S. Kensico Ave., White Plains, N.Y.*
- Viking of Minneapolis, Inc., 9600 Aldrich Ave., S., Minneapolis, Minn.*

Always say you saw it in—POPULAR ELECTRONICS

The Same School That Originated The RTS BUSINESS PLAN

...NOW
Proudly
Presents...

A SPECIAL COMPACT COURSE COVERING ALL THREE PHASES OF **ELECTRONICS**

The Entire Course Is Made
Up Of The Following:

- 35 LESSONS COVERING BASIC AND INTERMEDIATE ELECTRONICS
- 9 EQUIPMENT KITS COMPLETE WITH TUBES AND BATTERIES
- SOLDERING IRON
- 25 LESSONS COVERING THESE ADVANCED ELECTRONIC SUBJECTS:

Thyratron Tubes • Semiconductors •
Electronic Symbols and Drawings •
Voltage-Regulators • Electronic-
Timers • Control Systems • X-Rays •
Photoelectric Devices • Dielectric
Heating • Geiger Counters • Pulse
Circuitry • Clippers and Limiters •
Multivibrators • Electronic Counters •
Radar • Magnetic Amplifiers • Analog-
Computers • DC Amplifiers • Digital
Computers • Storage Systems • Input
and Output Devices • Servomechanisms •
Telemetering

- 60 EXAMINATIONS
- UNLIMITED CONSULTATION SERVICE
- KIT MANUALS
- DIPLOMA UPON GRADUATION

AND MUCH MORE...

BASIC • INTERMEDIATE • ADVANCED

DESIGNED FOR THE BUSY MAN OF TODAY

This is MODERN training for the MODERN man. You'll find no "horse and buggy" methods here. Every page of this streamlined course is devoted to important Electronics principles and practical projects. You'll be amazed how fast you grasp Electronics the RTS way. RTS has combined modern THEORY and PRACTICE to make this the finest training program of its kind available!

SATISFIES NOVICE, TECHNICIAN OR HOBBYIST

Whether you're new to Electronics or an old "pro," chances are you'll find this to be the ideal course for you. The novice will appreciate the completeness of the training. It starts with the most basic considerations, covering each important point thoroughly, yet concisely. The technician will enjoy the practical review of fundamentals and profit from the 25 advanced subjects covered.

RTS GIVES YOU "TOP MILEAGE" FOR YOUR TRAINING DOLLAR

The price quoted below buys EVERYTHING — there are no extras to pay for. RTS has gone "all out" to give you the best training value in America. Why pay hundreds of dollars for training such as we offer when it's available for this LOW PRICE? If you can find a better training bargain... BUY IT!

CAN BE COMPLETED IN MONTHS INSTEAD OF YEARS

Some students will complete this course with "Jet-Like" speed but we allow up to two years if your circumstances require it. You study at your own rate. You are ENCOURAGED but not pushed. You'll find the lessons professionally written but easy to understand. LET US SEND YOU ONE OF THESE LESSONS ALONG WITH YOUR CAREER BOOKLET SO YOU CAN SEE FOR YOURSELF. NO OBLIGATION!

COMPLETE
COST...
INCLUDES ALL KITS,
TUBES, BATTERIES, ETC.
\$125.00*

*TERMS ALSO AVAILABLE

AS LITTLE AS...

\$5.00 DOWN

\$5.00 PER MONTH

THE FIRST TRAINING KIT IS SENT
IMMEDIATELY UPON ENROLLMENT

RTS' Membership in
The Association of
Home Study Schools
is your assurance of
Reliability, Integrity and
Quality of Training.



RTS ELECTRONICS DIVISION
815 E. ROSECRANS AVENUE
LOS ANGELES 59, CALIFORNIA

Est. 1922



Rush
Coupon
for FREE
FACTS!

DON'T LOSE OUT — FIND OUT!

RTS ELECTRONICS DIVISION Dept. PE101

815 E. ROSECRANS AVENUE LOS ANGELES 59, CALIFORNIA

Rush me full information by return mail. (Please Print)

Name _____ Age _____

Address _____

City _____ Zone _____ State _____

NO SALESMAN WILL CALL ON YOU!

Letters

from our
readers

Satisfied Reader

■ I have, in my library, every issue of POPtronics ever published (since October, 1954). Quite a collection! And during these past seven years I've observed the changes in the magazine's personality. You've had your bad times, but for the most part you've set a standard.

Thanks for those 9 big projects in the July issue, especially the 6-meter mobile and the starved amplifier. I've just finished building a hi-fi amplifier from one of your older issues (January, 1958) for use in my recording studio, and it works fine. Keep up the good work.

JIM COKER
Athens, Ga.


We're glad you're pleased with POPULAR ELECTRONICS, by and large, and we hope most of our other readers feel the same way that you do. We'll be looking forward to hearing from you again, Jim, in another seven years!

Fish Caller

■ I read James J. Bucher's "Electronic Fish Caller" article in the June 1961 issue and found it very interesting. It seemed to me, though, that the 50- μ f. capacitor in the schematic (C1) was shown with its polarity reversed. Correcting this, I built the unit and it performed well.

Being one who is never satisfied, however, I had to make some changes. Obtaining a Trimm "Acme" headset, I removed one phone. I then uncoiled approximately half of this 1000-ohm unit's winding and brought out a center tap. The adapted headphone was substituted for the transformer-earphone combination shown in the schematic.

Then, to increase the volume of the finished unit, I used a 2N255 transistor instead of a 2N1265 and increased the battery voltage to 3 volts. In order



to maintain the same frequency-repetition rate relationship, it was necessary to change the 27K resistor (R1) to 33K, and the 5K potentiometer



R-2700 Receiver
\$149.00

S-NINE
CB Transmitter
\$119.50

The Greatest Pair On The Air . . . Browning CB Radio Base Station Equipment


Here's the unbeatable combination of the airways you've heard so much about. The Browning R-2700 Citizen's Band base station receiver that builds up weak signals and lets you hear distant stations where other receivers fade out.

And, the revolutionary S-NINE CB transmitter that allows full power transmissions on all channels and introduces new features never previously utilized in CB communications.

Satisfaction Guaranteed. Four Convenient Purchase Plans

Write today for free literature and specifications. No obligation.

Browning Laboratories, Inc.
103 Union Ave. Laconia, N.H.



Always say you saw it in—POPULAR ELECTRONICS

Through
HOME STUDY
or in
RESIDENT CLASSES

ELECTRONICS
— field of opportunity —

the Grantham Communications
Electronics Course prepares you
for your first class commercial
F.C.C. LICENSE

The Grantham home study course teaches you principles of electronics in a simple "easy-to-grasp" manner. Each new principle is explained first in *everyday language* and then, after you understand it, is associated with the proper *technical language*. You learn and remember more, because the emphasis is on *understanding* rather than on memorizing.

This correspondence course is directed toward two major objectives — (1) to *teach* you a great deal about electronics, and (2) to prepare you to *pass* all of the F. C. C. examinations required for a first class commercial operator's license. We teach you step by step and have you practice with FCC-type tests which you send to the School for grading and comment. You prepare for your F. C. C. examinations under the watchful direction of an instructor who is especially qualified in this field.

Grantham training is the easy way to learn more quickly — to prepare more thoroughly — for F. C. C. examinations. And your first class license is the quick, easy way to prove to your employer that you are worth more money.

Get details concerning *how* we can prepare you for your F. C. C. license and *how* that license can help you advance in electronics. Mail the coupon below to the home office of Grantham School of Electronics in Hollywood, Calif., and our free catalog will be sent to you promptly.

offers

interesting and profitable careers in

RADIO AND TV BROADCASTING • TWO-WAY RADIO COMMUNICATIONS • RESEARCH AND DEVELOPMENT • RELAY STATION MAINTENANCE • AUTOMATION ELECTRONICS • TECHNICAL WRITING IN ELECTRONICS • INDUSTRIAL ELECTRONICS • ELECTRONIC COMPUTERS • MILITARY ELECTRONICS • INSTRUMENTATION • TELEMETERING • AERONAUTICAL ELECTRONICS • SPACE ELECTRONICS
and many other

interesting and profitable fields of the present and future

To get ahead in electronics, you must have the proper training and your employer must know that you have that training. Your F. C. C. license is a "diploma" in communications electronics granted by the U. S. Government, and it is recognized as such by employers. Grantham School of Electronics specializes in preparing you to earn this diploma.

HERE'S PROOF... that Grantham students prepare for F. C. C. examinations in a minimum of time. Here is a list of a few of our recent graduates, the class of license they got, and how long it took them:

	License	Weeks
Thomas Schutte, 736 Clinton, Hamilton, Ohio	1st	12
Gary Harrison, 29 Spencer Drive, N. Kingston, R. I.	1st	12
Louis W. Pavek, 838 Page St., Berkeley 10, Calif.	1st	16
William F. Bratton, Jr., 435 Etna Street, Russell, Ky.	1st	12
Darrell E. Cloce, 25 E. 32nd St., Kansas City, Mo.	1st	12
Thomas J. Hoof, 216 S. Franklin St., Allentown, Pa.	1st	22
P. B. Jernigan, Route 2, Benson, North Carolina	1st	12
Edward R. Barber, 907 S. Winnifred, Tacoma, Wash.	1st	20
Claude Franklin White, Jr., c/o Radio Sta. WJMA, Orange, Va.	1st	12
John M. Morgan, c/o KIRI-TV, 1530 Queen Anne Ave., Seattle, Wash.	1st	9½

If you are interested in details concerning our training, indicate in the coupon below whether you prefer home study or resident classes, and mail the coupon to the School's home office in Hollywood, California — to the address given in the coupon — for free details.

Accredited by the National Home Study Council

GRANTHAM SCHOOL OF ELECTRONICS

HOLLYWOOD

SEATTLE

KANSAS CITY

WASHINGTON

FIRST CLASS F.C.C. LICENSE IN 12 WEEKS

Grantham resident schools are located in four major cities — Hollywood, Seattle, Kansas City, and Washington, D. C. Regularly scheduled classes in F. C. C. license preparation are offered at all locations. New day classes begin every three months, and new evening classes begin four times a year. The day classes meet 5 days a week and prepare you for a first class F. C. C. license in 12 weeks. The evening classes meet 3 nights a week and prepare you for a first class license in 20 weeks. For more information about the Grantham resident schools, indicate in the coupon the city of your choice and then mail the coupon to the School's home office in Hollywood, Calif. Free details will be mailed to you promptly.

GRANTHAM SCHOOL OF ELECTRONICS

1505 N. Western Ave.
Hollywood 27, Calif.
(Phone: HO 7-7727)

408 Marion Street
Seattle 4, Wash.
(Phone: MA 2-7227)

3123 Gillham Road
Kansas City 9, Mo.
(Phone: JE 1-6320)

821 - 19th Street, N.W.
Washington 6, D. C.
(Phone: ST 3-3614)



(Mail in envelope or paste on postal card)

To: **GRANTHAM SCHOOL OF ELECTRONICS**
1505 N. WESTERN AVE., HOLLYWOOD 27, CALIF.

Gentlemen:

Please send me your free booklet telling how I can get my commercial F.C.C. license quickly. I understand there is no obligation and no salesman will call.

Name _____ Age _____

Address _____

City _____ State _____

I am interested in: Home Study Kansas City classes
 Hollywood classes Seattle classes Washington classes

13-R

MAIL COUPON FOR FREE DETAILS — NO SALESMAN WILL CALL —>

direct road to earning a successful
living in electronics—here it is!

RIDER'S BASIC RADIO

by M. Tepper

6-Volume 'pictured-text' course makes it easy
for you to master radio communications

A BACKGROUND IN RADIO COMMUNICATIONS IS A
SPRINGBOARD INTO MANY VITAL AREAS OF ELECTRONICS

Radio communications and the areas that comprise this subject—AC and DC electricity, vacuum tubes, receivers, transistors, and transmitters—is the foundation for many important branches of electronics—FM and AM radio, citizens band, amateur radio, mobile and marine communications, telemetry, radar, television, instrumentation, microwave, facsimile, ultrasonics, telephony, remote control, paging, etc. To know the fundamentals of radio communications is to be prepared for all of these important fields, and BASIC RADIO presents these fundamentals more clearly, more accurately than any text, or any group of texts ever published.

SPECIAL ILLUSTRATIONS MAKE SUBJECT
EASILY UNDERSTANDABLE

Not only is the content of the course complete, but it is presented in such a manner that anyone regardless of previous education can grasp it quickly and know the subject thoroughly. The reason—carefully selected language, specially prepared illustrations—specially thought out presentation. These illustrations are not the typical ones found in most books on radio. They are specially conceived and selected for their ability to convey an idea, make complex thoughts simple to understand. You can't miss! There is at least one illustration to every page, one to support every idea—more than 650 illustrations in all in this six-volume course.

COVERS EVERYTHING YOU'LL NEED TO KNOW ABOUT
RADIO COMMUNICATIONS TO GET AHEAD

This 6-volume pictured-text course covers the fundamentals and circuitry of radio communications. While it stresses fundamentals, it does not neglect the practical—it puts these fundamental principles to work. You will be able to read schematics—recognize circuits used in radio equipment. You will understand electricity and magnetism. Following the study of electricity, magnetism, circuit components, vacuum tubes, power supplies, oscillators and amplifiers—the various circuits are put to work in simple and elaborate radio receivers—AM and FM, auto and communications receivers including citizens band, mobile communication equipment, etc.

You are made thoroughly familiar with semi conductors and transistors, their applications; what they are—how they work and how they are used in radio. Transistor circuits and receivers with parts values are shown. The last volume provides a thorough coverage of transmitters, antennas and transmission lines. You'll understand modulation and transmitter type oscillators, microphones, coupling methods and power supplies and transmitter schematics.

Volume I, DC electricity \$2.70; Volume II, AC electricity \$2.70; Volume III, vacuum tubes and vacuum tube circuitry \$2.70; Volume IV, radio and communication receivers \$2.50; Volume V, semiconductors, transistors and transistor receivers \$1.90; Volume VI, transmitters, transmission lines and antennas \$2.70.

A LOW COST ELECTRONIC EDUCATION
6-VOLUME COURSE ONLY \$13.85

This 6-volume course opens the wonderful world of electronics to you. The complete course costs only \$13.85 (soft covers). Or, you can select any volume covering the area of radio communications in which you wish to increase your knowledge. Buy this course today at parts distributors, bookstores or order direct.

Write to Dept. PE-10 for free brochure showing samples of Basic Radio pages demonstrating how special illustrations speed your learning.



JOHN F. RIDER PUBLISHER, INC.
116 West 14th St., New York 11, N. Y.

Letters

(Continued from page 12)


(R2) to 1K. I feel that this modification provides more efficiency and more volume.

ROY R. NIEHAUS, JR.
Jupiter, Florida

Your modification sounds both ingenious and effective, reader Niehaus, and we bet that no fish within 10 miles of your boat is safe. Capacitor C1's polarity should indeed be reversed.

Modified "Transi-Booster"

■ Thanks for the article on the Transi-Booster ("Big Sound from Personal Portables," April, 1961). I thought you might like to see the one I put together. I made no wiring changes, but I built the amplifier on a scrap-metal chassis rather than the suggested piece of fiberboard. Also, I



used an 8" speaker baffle and left its back open. The unit is quite easy on batteries, thanks to the variable bias, and with it my portable easily meets the outdoor picnic-table challenge.

PHIL B. JONES, 1st Lt., USAF
San Antonio, Texas

Earth Communicators

■ Two of my friends and I have set up an earth communication system like the one described in your July 1960 issue ("Communicating Through the Earth"). We located the ground rod of each station about 25 feet from the water pipe and got excellent results—both on c.w. and phone. Our calls are GTSE (Ground Travel Station, Edmundston) 1, 2, and 3.

ROBERT L'ITALIEN
Edmundston, N.B., Canada

6 Meters and Mobile

■ I believe I've found an error in the article "6 Meters and Mobile" (July, 1961). Shouldn't capacitor C7 (.001 μ f.) be connected from the junction of coils L2 and L4 to ground? In the schematic it appears on the other side of the r.f. choke.

TRISTAN LEVISTE
Riverdale, N.Y.

You're right, reader Leviste, and thanks for calling this to our attention. Capacitor C7 should be installed between L2 and L4.

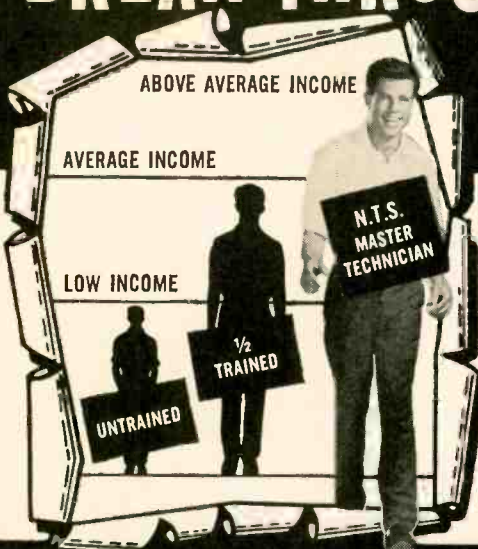
—30—

Always say you saw it in—POPULAR ELECTRONICS

BREAK THROUGH TO HIGHER PAY

in ELECTRONICS

TV-RADIO



START NOW! Break through the Earning Barrier that stops half-trained men. N.T.S. "All-Phase" training prepares you at home in spare time — for a high-paying CAREER in Electronics — TV — Radio as a MASTER TECHNICIAN. One Master Course at One Low Tuition trains you for unlimited opportunities in All Phases: Servicing, Communications, Preparatory F.C.C. License, Broadcasting, Manufacturing, Automatic Radar and Micro-Waves, Missile and Rocket Projects.

A more rewarding job... a secure future... a richer, fuller life can be yours! As an **N.T.S. MASTER TECHNICIAN** you can go straight to the top in industry... or in your own profitable business.

You work on actual job projects.



SUCCEED IN MANY HIGH-PAYING JOBS LIKE THESE...

- TV-Radio Sales, Service and Repair
- Profitable Business of Your Own
- Communications Technician — F.C.C. License
- Hi-Fi, Stereo & Sound Recording Specialist
- TV-Radio Broadcasting Operator
- Technician in Computers & Missiles
- Electronics Field Engineer
- Specialist in Microwaves & Servomechanisms
- Expert Trouble Shooter
- All-Phase Master Technician

19 BIG KITS YOURS TO KEEP



Free book gives you all the facts

NATIONAL TECHNICAL SCHOOLS

WORLD-WIDE TRAINING SINCE 1905
4000 SO. FIGUEROA ST., LOS ANGELES 37, CALIF., U.S.A.

Write Dept. R2G-101



RESIDENT TRAINING AT LOS ANGELES

If you wish to take your training in our Resident School at Los Angeles, the world's TV capital, start NOW in our big, modern Shops, Labs, and Radio-TV Studios. Here you work with latest Electronic equipment — professionally installed — finest, most complete facilities offered by any school. Expert friendly instructors. Personal attention. Graduate Employment Service. Help in finding home near school — and part time job while you learn.

WRITE FOR SPECIAL RESIDENT SCHOOL CATALOG AND INFORMATION



ACCREDITED MEMBER
... the only nationally recognized accrediting agency for private home study schools.

N.T.S. Shop-Tested HOME TRAINING is Better, More Complete, Lower Cost... and it is your key to the most fascinating, opportunity-filled industry today!

YOU LEARN QUICKLY AND EASILY THE N.T.S. SHOP-TESTED WAY

You get lessons, manuals, job projects, unlimited consultation, graduate advisory service. You build a Short Wave-Long Wave Superhet Receiver, plus a large-screen TV set from the ground up, with parts we send you at no addi-

tional cost. You also get a Professional Multimeter for your practice job projects.

EARN AS YOU LEARN... WE SHOW YOU HOW!

Many students pay for entire tuition — and earn much more — while spare time work they perform while training. You can do the same... we show you how.

SEND FOR INFORMATION NOW... TODAY! IT COSTS YOU NOTHING TO INVESTIGATE.

N.T.S. HOME TRAINING is

- Classroom Developed
- Lab-Studio Planned
- Shop-Tested
- Industry-Approved
- Specifically Designed for Home Study



MAIL COUPON NOW for FREE BOOK and ACTUAL LESSON

NO OBLIGATION! NO SALESMAN WILL CALL


NATIONAL TECHNICAL SCHOOLS

WORLD-WIDE TRAINING SINCE 1905

Mail Now To
National Technical Schools, Dept. R2G-101
4000 S. Figueroa St., Los Angeles 37, Calif.
Please rush FREE Electronics-TV-Radio "Opportunity" Book and Actual Lesson. No Salesman will call.

Name _____ Age _____
Address _____
City _____ Zone _____ State _____
 Check here if interested ONLY in Resident Training at Los Angeles.
VETERANS: Give date of discharge _____

IF YOU BELIEVE THAT ALL RECORDING TAPES ARE THE SAME... READ THESE FACTS ABOUT SOUNDCRAFT TAPES!



IT'S SOUNDCRAFT IN THE GREAT MOTION PICTURES

The course of a motion picture industry was revolutionized by the application of magnetic stripes on film... a Soundcraft achievement which has made possible the stereophonic sound tracks of the great MGM (Camera 65), Cinemascope and Todd-A O productions. For this contribution, Soundcraft received the coveted Academy Award "Oscar"—first and only tape manufacturer ever so honored. Soundcraft achievement never stops.

SOUNDCRAFT WAS

FIRST

TO OFFER YOU:

- Mylar* base tapes for longer life, longer play
- Plasticizer-free oxide to prevent chipping or flaking
- Micropolished tape surface to preserve the "highs" and minimize recorder head wear
- FA-4 frequency adjusted formulation to capture the full dynamic range of sounds

BUY THE BEST — BUY SOUNDCRAFT TAPES



PHOTO FROM METRO-GOLOWYN-MAVER,
WILLIAM WYLER'S PRESENTATION
OF "BEN HUR."
WINNER OF 11 ACADEMY AWARDS.
*OU PONT T.M.

REEVES
SOUNDCRAFT
CORP.

Main Office: Great Pasture
Road, Danbury, Connecticut

POP'tronics Bookshelf

TELEVISION AND RADIO REPAIRING

by John M. Markus

Assuming no previous knowledge of television or radio repairing, this thick volume is designed to train the beginner to handle over 75% of the repair jobs that come to the average TV and radio service shop. The first section explains what tools are needed, how to make service calls, and how to test parts with a multimeter. Later chapters cover tube checking, soldering techniques, and the testing of soldered-in parts.

The book concludes with some good advice on cabinet repair and antenna servicing and installation.



Published by McGraw-Hill Book Co., Inc.,
330 W. 42nd St., New York 36, N. Y. 568
pages. Hard cover. \$8.95.



INDUSTRIAL ELECTRONICS in Questions and Answers

by Edward J. Bukstein

This new paper-bound edition of the hard-cover book published some years ago should be a handy reference volume for technicians and others working in the diversified industrial electronics field. The question-and-answer format allows the reader to locate specific pieces of information without the necessity for formal study, and diagrams and illustrations are generously used. The nine chapters discuss many different types of equipment, including x-ray, welding, counting, and time-delay devices. Special circuitry and test instruments are also covered.

Published by Frederick Ungar Publishing
Co., 131 E. 23rd St., New York 10, N. Y.
197 pages. Soft cover. \$1.75.

(Continued on page 20)



Special Training EQUIPMENT INCLUDED

Pick the field of your choice—and train at home with the leader—NRI. In addition to Industrial Electronics and FCC License training explained at the right, NRI offers comprehensive courses in Radio-TV Servicing and Radio-TV Communications. Except for the FCC course, all NRI courses include—at no extra cost—special training equipment for actual practice at home building circuits and working experiments. Makes theory you learn come to life in an interesting, easy-to-grasp manner.

Multiplexing, FM Stereo Broadcasting Included

NRI training keeps up with the times. New, additional profit opportunities exist for the Technician who understands the latest technical advances. Course material now covers FM Stereo Broadcasting, tells you about Multiplexing equipment, other recent developments.

Learn More to Earn More
Act now. The catalog NRI sends you gives more facts about the field of your choice, shows equipment you get and keep. No obligation. Cost of NRI training is low. Monthly payments. 60-Day Trial Plan. Mail postage-free card today.
NATIONAL RADIO INSTITUTE, Washington 16, D.C.

Send for
64-Page
CATALOG
FREE

The Amazing
Field of
Electronics



NRI—Oldest and Largest Radio Television School Now Offers NEW HOME STUDY TRAINING IN INDUSTRIAL ELECTRONICS & MILITARY ELECTRONICS

This is the age of Electronics. Rapidly expanding uses for Electronic Equipment in industry, business, the military demand more trained men. Prepare now for a career as an Electronic Technician. NRI now offers a complete course in **ELECTRONICS**—Principles, Practices, Maintenance. Computers, telemetry, automation, avionics are changing our world, yet all employ the same basic principles . . . and that is what this NRI course stresses with illustrated lessons, special training equipment. Mail card below.



NEW HOME STUDY TRAINING FOR YOUR FCC LICENSE



An FCC Commercial License combined with NRI time-tested training can be the keys to a better future for you with higher pay, interesting work, more rapid advancement. Prepare at home *quickly* for your FCC examinations through NRI's new, low-cost,

special training. Like other NRI-trained men, you can be monitoring TV shows, radio broadcasts, operating shipboard and aviation radio, or holding down other important jobs. Get full details—mail the card below.

**TURN
PAGE**

Cut Out and Mail—No Stamp Needed



**NATIONAL RADIO INSTITUTE
WASHINGTON 16, D. C.**

Send me your Electronic, Radio-TV catalog without cost or obligation. I am interested in the course checked below: (No representative will call. Please PRINT.)

- Industrial Electronics Communications
 FCC License Servicing

9


Name _____ Age _____

Address _____

City _____ Zone _____ State _____

ACCREDITED MEMBER NATIONAL HOME STUDY COUNCIL

**ELECTRONICS NEEDS
4 TO 7
QUALIFIED TECHNICIANS**



FOR EVERY ENGINEER



**Join The Thousands
Who Trained For
Advancement With NRI**

Thousands of NRI graduates throughout the U. S. and Canada are proof that it is practical to train at home. NRI graduates are in every kind of Electronics work: inspectors, maintenance men, lab technicians, testers, broadcasting and mobile communications operators, Radio-TV service technicians, or in essential military and government posts. Catalog tells more about what NRI graduates do and earn. Mail postage free card.

Choose from 4 Courses

- 1. INDUSTRIAL ELECTRONICS**
Learn about Electronic equipment used today by business, industry, the military. Covers computers, servos, telemetry, multiplexing, other subjects.
- 2. FCC LICENSE**
Communications stations must have FCC-licensed operators. New NRI course prepares you for your First Class FCC exams. Train at home in spare time.
- 3. COMMUNICATIONS**
Operation and maintenance of radio and TV stations; police, marine, aviation, mobile radio, etc. Includes FM Stereo broadcasting. Course also prepares you for your FCC license exam.
- 4. SERVICING**
Service and maintain AM-FM Radios, TV sets, Stereo Hi-Fi, PA systems, etc. A profitable, interesting spare or full-time business of your own.



"THE FINEST JOB I EVER HAD" is what Thomas Bilak, Jr., Cayuga, N. Y., says of his position with the G. E. Advanced Electronic Center at Cornell University. He writes, "Thanks to NRI, I have a job which I enjoy and which also pays well."



BUILDING ELECTRONIC CIRCUITS on specially-designed plug-in type chassis, is the work of Robert H. Laurens, Hammonton, N. J. He is an Electronic Technician working on the "Univac" computer. Laurens says, "My NRI training helped me to pass the test to obtain this position."



"I OWE MY SUCCESS TO NRI" says Cecil E. Wallace, Dallas, Texas. He holds a First Class FCC Radiotelephone License and works as a Recording Engineer with KRLD-TV.



MARINE RADIO OPERATOR is the job of E. P. Searcy, Jr., of New Orleans, La. He works for Alcoa Steamship Company, has also worked as a TV transmitter engineer. He says, "I can recommend NRI training very highly."



FROM FACTORY LABORER TO HIS OWN BUSINESS that rang up sales of \$158,000 in one year. That's the success William F. Kline of Cincinnati, Ohio, has had since taking NRI training. "The course got me started on the road," he says.

SEE OTHER SIDE

FIRST CLASS
PERMIT
NO. 20-R
(Sec. 34.9, P.L.&R.)
Washington, D.C.

BUSINESS REPLY MAIL


NO POSTAGE STAMP NECESSARY IF MAILED IN THE UNITED STATES

POSTAGE WILL BE PAID BY



National Radio Institute

**3939 Wisconsin Avenue
Washington 16, D.C.**



**Oldest and Largest
School of Its Kind**

Training men to succeed by home study has been the National Radio Institute's *only* business for over 45 years. NRI is America's oldest and largest Electronics home-study school. Don't delay. Cut out and mail **POSTAGE-FREE CARD**.

MAIL POSTAGE-FREE CARD

INTERNATIONAL'S

NEW SERIES

Executive

for SUPERIOR Citizens band communication . . .



MODEL 100

The ultimate in Executive Citizens transceivers. Advanced features and design make the Model 100 an exceptional value. New crystal filter which minimizes adjacent channel interference in the receiver. New built-in receiver calibration circuit. New International NR squelch. New 12 position crystal control transmit channel selector. New front panel microphone jack. New provision for connecting external speaker and S/meter. Dual conversion superheterodyne receiver. Push-to-talk operation. Three way power supply for 6/12 vdc, and 115 vac. Handsomely packaged with new attractive control panel. Full five watts plate input. Certified tolerance .005%. Size 5½" x 8½" x 9" deep. Engineered to provide maximum operating efficiency. Complete with 1 transmit crystal, 1 receive crystal, new style ceramic microphone and coil cord. **\$199.50***



MODEL 10

International's exciting New Compact transceiver for the Citizens licensee who desires quality workmanship and engineering plus the best possible circuit for the money invested. Field tested full 5 watt transmitter contained in the higher price Executives. Certified tolerance .005%. Tunable superheterodyne receiver covering all 23 channels. Three position crystal control transmit channel selector. Manual transmit-receive control. Noise limiter. Available accessories include four separate power supplies — 6 vdc, 12 vdc, 24 vdc or 115 vac, push-to-talk relay kit, squelch kit, and 12 position transmit channel selector. Complete with 1 transmit crystal, matching microphone and external speaker, but less power supply. **\$59.50***



MODEL 50

A precision engineered transceiver featuring push-to-talk operation. Three position crystal control transmit channel selector. Dual conversion superheterodyne receiver tuning all 23 channels. Full five watts plate input. Crisp and clear modulation. Certified tolerance .005%. Series Gated automatic noise limiter. New International NR squelch. Three way power supply for 6/12 vdc, and 115 vac. The Model 50 Executive is a rugged yet handsome piece of communication gear equally at home in the office, service truck or field. Inside the Model 50 and every International Executive you'll find the latest circuitry, careful craftsmanship and quality components. Additional features of the Model 100 Executive may be added at any time. Complete with 1 transmit crystal and matching microphone. **\$149.50***

*Suggested Price

SEE THE EXECUTIVE SERIES AT YOUR AUTHORIZED INTERNATIONAL DEALER



INTERNATIONAL CRYSTAL MANUFACTURING CO., INC.

18 NORTH LEE • OKLAHOMA CITY, OKLAHOMA


Bookshelf

(Continued from page 16)

SEMICONDUCTORS AND TRANSISTORS

by Alexander Schure, Ed.D., Ph.D.

The newest volume in the Rider Electronic Technology Series, this book discusses the



theory and characteristics of semiconductors and transistors. Careful treatment is given to atomic structure, the quantum theory, conductors, insulators, and semiconductors. The *pn* junction under equilibrium conditions and in reverse and forward bias is analyzed, and *pn* junction theory is

extended to cover transistors. Considerable attention is paid to basic transistor amplifiers, and a foundation is provided upon which more advanced concepts can be built.

Review questions are included at the end of each chapter.

Published by John F. Rider Publisher, Inc., 116 W. 14th St., New York 11, N. Y. 144 pages. Soft cover. \$2.90.

New Literature

A completely revised version of EICO's "Guide to High Fidelity Stereo and Monophonic Sound" covers the latest developments in the fast-moving hi-fi field. Included are such subjects as the "factors comprising high fidelity," the component parts of a hi-fi system, the meaning of stereo, how to convert a mono system to stereo, and how to save money when buying hi-fi equipment. The 36-page booklet may be obtained for 25 cents from EICO Electronic Instrument Company, Inc., 33-00 Northern Boulevard, L. I. City 1, N. Y.

The Universal Relay Corp., 42 White St., New York 13, N. Y., has released a 20-page illustrated bulletin listing and describing many of their 1,200,000 relays, steppers, sensitrols, solenoids, contactors, rectifiers and related items. A copy is available for the asking.

-30-

MAKE YOUR INTEREST IN ELECTRONICS PAY OFF

Get
Into...

The HIGH PAY - PRESTIGE Field of TECHNICAL WRITING

HERE'S WHAT YOU GET...

- 50 Meaty Lessons
- Over 110 pages on Electronics
- Covers ALL Military Specifications
- Real, practical writing projects
- Full consultation privileges
- Many manuals, charts and diagrams
- Low tuition terms
- Employment Assistance
- Close, personal supervision
- AND MUCH, MUCH MORE...

ELECTRONICS WRITERS NEEDED NOW—ATWS will train you at home at low cost for a profitable career in TECHNICAL WRITING. Thousands needed in all areas. Get in on the ground floor of this fascinating new field. ATWS offers training specifically designed for the needs of industry. Course includes everything you need to become a top-notch Tech Writer.

YOU ARE JUST A STEP AWAY FROM TOP PAY—Yes, with your present interest in Electronics, you're just a step from the BIG MONEY. Technical Writing is one of the highest paying fields NOT requiring college training. It's tailor-made for YOU—but you must ACT NOW.

THIS COUPON CAN BE YOUR PASSPORT TO SUCCESS
Fill in your name and address and rush coupon for full information. We will prove to you that we can train you without interfering with your present income or job.

CAREER BOOK AND SAMPLE LESSON

TRAINING

AMBITIOUS

MEN FOR

INDUSTRY

American Technical Writing Schools, Inc.

5504 Hollywood Blvd.
Hollywood 28, Calif.

American Technical Writing Schools, Inc. Dept. PE-101
5504 Hollywood Blvd., Hollywood 28, Calif.

Please RUSH full particulars.

Name _____ Age _____

Street _____

City _____ Zone _____ State _____

**BOTH
FREE**

NO SALESMAN WILL CALL ON YOU



Feb. 5th:

(Paco ran this ad in The New York Times)



Feb. 27th:

(the Taylor Twins began their duel of kits!)

Don and Larry Taylor, with twin backgrounds and skills, have competitively built kit after kit, Paco vs. other makes. In one test Don built the Paco, in the next Larry did. Net results: Paco kits proved faster, easier, and better in performance. For a typical Twin-Test report turn the page.

HERE ARE JUST A FEW OF
PACO'S NEWEST KITS:



V-70 VACUUM TUBE VOLTMETER KIT: Employs balanced vacuum tube bridge circuit for all voltage and resistance measurements plus 3-way probe for accurate, rapid test. Includes: 7 DC voltmeter ranges, 7 AC voltmeter ranges (RMS) from 0 to 1500 volts, and 7 AC voltmeter ranges (peak to peak) from 0 to 4000 volts. Also 7 decibel ranges, -6 to +66 db and 7 electronic ohmmeter ranges from 0.2 ohms to 1000 megohms.

V-70 Kit with "Twin-Tested" operating assembly manual \$31.95 net
V-70W: Factory-wired \$49.95 net



C-25 IN-CIRCUIT CAPACITOR TESTER KIT: Reveals dried out, shorted, or open electrolytics in the circuit—with Paco's exclusive Electrolytic Dial.

Simple Sequential Test: reveals open or shorted capacitors, even electrolytics.

Electrolytic Dial: indicates in-circuit capacity from 2 to 400 mfd; condenser is proved non-shorted and not open if capacity reading can be obtained.

Model C-25 Kit: with Paco-detailed operating assembly manual.....\$19.95 net
Model C-25W: Factory-wired.....\$29.95 net



SA-40 STEREO PREAMP-AMPLIFIER: Power: 20W (RMS) per channel, 40W total. Peak, 40W with 80W total. Response: 30 cps to 90 Kc, within 1.0 DB. Distortion: within 0.5% at 20W per channel. Includes: 14 inputs and 14 Panel Controls, black and gold case.

SA-40 Kit with enclosure, "Twin-Tested" operating assembly manual.....\$79.95 net
SA-40W: Factory-wired, ready to operate.....\$129.95 net
SA-50: Stereo Kit as above with different styling, 25w per channel.....TBA*



ST-25 FM TUNER: Sensitivity: 1.5 microvolts for 20 DB quieting. Harmonic Distortion: less than 1%. Includes: Dual Limiters, AFC and AFC Defeat, "Eye" type tuning indicator, Multiplex jack. Black and gold case or walnut enclosure at slight extra cost.

ST-25 Kit with fully-wired prealigned front end, "Twin-Tested" manual\$42.95 net
ST-25W: Factory-wired, ready to operate.....\$59.95 net
ST-26 Tuner-Amplifier Kit: Same as ST-25, with built-in amplifier.....\$54.95 net
ST-26W Tuner-Amplifier: Factory-wired, ready to operate.....\$69.95 net



DF-90 TRANSISTORIZED DEPTH FINDER KIT: Protect your boat against shoals and underwater hazards with this compact, easy-to-read depth finder. Locates hard-to-find schools of fish, too.

Fully Transistorized: 5 transistors, low battery drain for very long battery life.

Fast, Easy Readings: over-sized scale with 1-ft. calibrations from 0-120 ft.

DF-90 Kit: Complete with "Twin-Tested" assembly operating manual.....\$84.50 net
DF-90W: Factory-wired\$135.50 net



G-15 GRID DIP METER: Major Functions: 1-Variable Frequency Oscillator covering 400 Kc up to 250 Mc in 8 bands; 2-Absorption Wavemeter, 400 Kc to 250 Mc; 3-Modulation Indicator. Applications: antenna tuning, standing wave checks, neutralizing, TVI suppression, carrier monitoring, etc: RF signal source for visual alignment marking between 400 Kc and 250 Mc. Weighs only 3 lbs.

G-15 Kit: Complete with 8 plug-in coils, "Twin-Tested" manual\$31.95 net
G-15W: Factory-wired\$39.95 net

©1961, PACOTRONICS, INC. ALL PRICES INCL. P.E.T. *Price to be announced

"I built the Paco SA-40 Stereo Preamp Amplifier."

Larry Taylor, 3 Stevens Place, Huntington Station, N. Y. "It took me one-third less time to build the Paco kit than it took Dor to make the almost identical preamp-amplifier by another kit maker. But it wasn't just the time; it was knowing you're using the right part, and that you understand the instructions completely. Paco parts are all pictured and labelled, the resistors are neatly mounted on cards for easy identification. And Paco's instruction book doesn't leave you guessing. The fold-out diagrams and drawings are always right beside the instructions, so you're not reading one part of the book and following a diagram in another part. Photographs in Paco's book show how each assembly should actually look. I enjoyed building Paco kits, because I wasn't wasting time or worrying."



"I built a competing Stereo Preamp Amplifier."

Don Taylor, 39 Cross Street, Smithtown, N. Y. "Neither Larry nor I are speed demons because we're very meticulous about wiring and soldering. So I was even more surprised when it took me 50% more time to finish my kit. My problem began when I tried to separate the parts. The resistors were in boxes, but not in any logical way: identical resistors often wound up in different boxes. The instruction book was clumsy to work from. It caused wasteful mistakes. Once I lost 20 to 25 minutes because I misread a tiny key letter that meant not to solder a certain connection. A lot of the fun of kit-building was lost when I had to spend time making up for shortcomings of the packaging and the instruction manual."



CENSORED

THE PACO KITS YOU WANT ARE AT THESE DISTRIBUTORS:

*Hi-Fidelity Equipment Only †Test Equipment Only

- ALABAMA**
Anniston Southeastern Radio Parts
Birmingham Forbes Distributing Co., Inc.
Gadsden Southeastern Radio Parts
Mobile Emrich Radio Supply
Montgomery Southeastern Radio Parts
Selma Southeastern Radio Parts
- CALIFORNIA**
Bellflower Giant Electronics*
Berkeley Electronic Suppliers
Canoga Park Sandy's Electronic Supply†
Culver City Arrow Sales, Inc.†
Hayward Hayward Electronics†
Hollywood Hollywood Radio & Elec., Inc.†
Inglewood Arrow Sales, Inc.†
Long Beach R. C. & L. F. Hall, Inc.
Los Angeles L. A. Electronic Supply
Millbrae T. V. Radio Wholesale†
Modesto Inland Electronic Suppliers†
Monterey Monterey Electronic Supply†
Mountainview Raytel Industrial Co.
North Hollywood Arrow Sales, Inc.†
Honig Distributing Co.†
Palo Alto Peninsula Electronics Supply
Zack Electronics
Pasadena Arrow Sales, Inc.†
Dow Radio, Inc.
Reseda Dulco Sound Systems
Sacramento Lombards Electronics*
Salinas Peninsula Electronics Supply
San Diego Silvergate Radio Supply
San Francisco Market Radio Supply Co.
Zack Electronics
San Jose Electronic Center
Peninsula Electronics Supply
San Jose T. V. Supply
Schad Electronic Supply
United Radio & T. V.
San Mateo San Mateo Elec. Supply Co.
Santa Ana Arrow Sales, Inc.†
Stockton Dunlap Radio & Tele. Supply†
Sunnyvale Sunnyvale Electronics
Vallejo Electronics' Best Buy
Whittier Hi-Fi Haven*
- COLORADO**
Denver Electronic Parts Company
- CONNECTICUT**
Bridgeport Hatty Electronic Enterprises
Hartford Del Padre Supply of Hartford
Hatty Electronic Enterprises
Radio Shack Corporation
Signal Electronic Center
Scit Electronic
New Britain United Electronics
New Haven American Television, Inc.
Hatty Electronic Enterprises
Radio Shack Corporation
Hartford Aikens Electronic Supply Inc.
Stamford Radio Shack Corporation
Waterbury Hatty Electronic Enterprises
Parts Unlimited Stores
See your classified phone directory
- FLORIDA**
Daytona Beach Hammond Electr., Inc.
Jacksonville Hammond Electronics, Inc.
Kinkade Radio Supply
Peard Electronic Supply Co.†
Lakeland Hammond Electronics, Inc.
Melbourne Electr. Wholesaler, Inc.
Miami Electronic Equipment Co., Inc.
Electronic Wholesalers, Inc.
Herman Electronics
Orlando Hammond Electronics, Inc.
Tampa Hammond Electronics, Inc.
Kinkade Radio Supply
Thurow Electronics
- GEORGIA**
Athens Southeastern Radio Parts
Atlanta Southeastern Radio Parts
Gainesville Southeastern Radio Parts
La Grange Southeastern Radio Parts
Rome Southeastern Radio Parts
Savannah Southeastern Radio Parts
- HAWAII**
Honolulu Precision Radio Ltd.
- ILLINOIS**
Champaign Electronic Parts Co.
Chicago Arthur Nagel Inc.
Irving Joseph, Inc.
U. S. Radio & T. V. Supplies
Jacksonville Baptist Electronic Supply†
Joliet Mainline Industrial Supply Co.
- INDIANA**
Bloomington H. A. Williams Co.
Columbus H. A. Williams Co.
Evansville Hutch & Son, Inc.†
Ohio Valley Sound†
Indianapolis Graham Elec. Supply Inc.
Meunier Electronic Supply Co.
Van Sickle Radio Supply Co.
Lafayette Lafayette Radio Supply
Muncie Muncie Electronic Supply
Richmond H. A. Williams Co.
- KANSAS**
Kansas City Manhattan Radio & Equip.†
- KENTUCKY**
Lexington Radio Electronic Equip. Co.
Louisville P. I. Burks Co.
- LOUISIANA**
Baton Rouge Davis Electronic Supply†
Lake Charles Television Radio Supply†
New Orleans Crescent Radio & Sup. Inc.†
Epcor†
Southern Radio Supply†
Shreveport Koelemay Sales Co., Inc.†
- MARYLAND**
Baltimore Hi-Fi Shops*
Revaco of Maryland†
Hagerstown Zimmerman Wholesalers
Salisbury Standard Electronics Supply†
Towson Baynesville Electronics†
Wheaton Key Electronics
- MASSACHUSETTS**
Boston Kayette Radio Electronics
Mass Shack Corporation
Braintree Radio Shack Corporation
Brockton Tee Vee Supply Co.
Brookline Radio Shack Corporation
Chelsea Lektron, Inc.
Holyoke Kathleen Smith Music Shop Inc.
Jamaica Plain Tee Vee Supply Co.
Lynn Land Electronics Supply Inc.†
Milford Tee Vee Supply Co.
Peabody Tee Vee Supply Co.
Springfield Del Padre Music Shop Inc.
Del Padre Supply of Springfield
- MICHIGAN**
Battle Creek Electronic Supply Corp.
Dearborn Hi-Fi Studios, Inc.*
Detroit Hi Fidelity Workshop*
Hi-Fi Studios, Inc.*
Radio Specialties Co.
Grand Rapids Bursma Radio Supply
Grosse Pointe Hi Fidelity Workshop*
Kalamazoo Electronic Supply Corp.
Muskegon Western Elec. Supply Co.†
Pontiac Hi Fidelity Workshop*
Wyandotte Hi Fidelity Workshop*
Radio Specialties Co.
- MINNESOTA**
Minneapolis Ken Craft Hi-Fi*
St. Paul Electronic Market*
- MISSOURI**
Joplin Four State Radio Supply†
Kansas City McGee Radio Co.
Manhattan Radio & Equipment Inc.†
St. Louis Deltronics Distributing Co.†
Olive Electronic Supply
- MONTANA**
Billings Electronic Supply Co.†
- NEBRASKA**
Omaha Omaha Electronics Co.†
Scotts Bluff Tr State Electronics Inc.
- NEW HAMPSHIRE**
Concord Evans Radio
- NEW JERSEY**
Bergenfield Arco T. V. Parts Corp.*
Hackensack Emco Electronics Inc.*
Morris Plain Park Electronic Corp.
Newark Terminal-Hudson
Lafayette Radio Electronics
North Bergen Arco T. V. Parts Corp.*
Paramo Lafayette Radio Electronics
Passaic Ed's Electronics Inc.
Plainfield Lafayette Radio Electronics
Princeton Sun Radio & Electronics Co.
Springfield Disco Electronics, Inc.
Westwood Arco T. V. Parts Corp.*
Parts Unlimited Stores
See your classified phone directory
- NEW MEXICO**
Albuquerque Electronic Parts Co.†
Yucca Wholesaler†
Los Alamos Valley Engineering Co.
- NEW YORK**
Albany Greylock Electronics†
Seiden Sound, Inc.†
Bayside Snyder Electronic Distrs. Inc.*
Binghamton Stack Electronics†
Brooklyn Witmal Electronics*
Bronx Electronic Distributors
Bronx Adamson Electronic Corp.*
Buffalo Radio Equipment Corp.†
Standard Electronics, Inc.†
East Northport Arena Electronics, Inc.†
Elmfort Great Eastern Mills-Electronics*
Hempstead Newmark & Lewis*
Jamaica Harrison Radio Corp.
Lafayette Radio Electronics
Peersless Radio Dist. Inc.
Kingston Greylock Electronics†
Long Island City Electronics Supply Corp.
Middletown Artec Distributors Inc.†
Certified Electronics Inc.†
Mineola Arrow Electronics Inc.
New Hyde Park Dressner Radio Sales Co.*
New York City Adson Electronics
Arrow Electronics

(Continued on next page) →

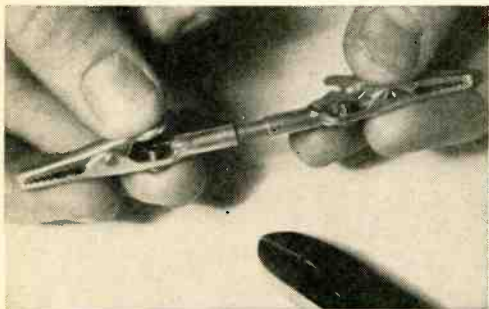
BUILD A HI-FI MUSIC WALL! Don Brann's new book **How to Build a Hi-Fi Music Wall** gives you step-by-step instructions for building a decorator styled cabinet or an entire music wall. Send 50c and your name and address to: PACOTRONICS, INC., Dept. PE-10 70-31 84th Street, Glendale 27, New York.

Tips and Techniques



DUAL CLIPS FROM SINGLES

If a dual alligator clip is needed for a quick test hookup and you don't have one, two single clips can be quickly coupled together. Pick out a machine screw which will just fit the soldering sleeves of the two clips and



cut off its head. Then simply insert an end of the headless screw into each sleeve, and force-thread the clips together.

—Joseph Carroll

ERASER CLEANS SOLDERING IRON

An ink eraser does a fine job of removing surface oxide from a cool soldering iron tip. Unlike a file, the eraser doesn't remove



a noticeable amount of metal. This prolongs the life of the tip and means that you needn't tin it so often.

—Jerome Cunningham

EMERGENCY POWER FOR PORTABLES

Penlight cells can be used to supply emergency power to a small transistor portable if an exact replacement battery isn't available. Just solder leads to the cell terminals and wire them in series. Then remove the connectors from the old battery and solder them to the output wires of the series-connected cells—but make sure you observe the proper polarity. Any number of cells

PACO DISTRIBUTOR LIST (cont'd.)

New York City (Continued)

Consolidated Radio Sales Inc.†
Dale Electronics Co.
Grand Central Radio
Harrison Radio Corp.
Hi Fidelity Center*
Lafayette Radio Electronics
Magic Vue Television Corp.*
Magna Electronics Co.
Sun Radio & Electronics Co.
Terminal-Hudson
Wilmar Distributors Corp.*
Zaltron Tube Corp.
Poughkeepsie Greylock Electronics†
Rochester Rochester Radio Supply Co.
Rome Rome Electronics, Inc.†
Schenectady Grimmers Elec. Parts Sup.
Syracuse L. Gordon Dist. Co.†
Syracuse Radio Supply Co.
Utica Grapac Electronics†
Parts Unlimited Stores
See your classified phone directory

NORTH CAROLINA

Concord Mac Victor Electr. Supply Inc.

OHIO

Columbus Whitehead Radio Co.*
Cincinnati United Radio, Inc.
Dayton Sreco Inc.
Toledo Lifetime Electronics
Warren Radio Co.
Warren Valley Electronics*
Youngstown Armies Electronics

OKLAHOMA

Oklahoma City Dulaney's†

PENNSYLVANIA

Allentown A. A. Peters, Inc.
Charleroi Barno Radio Co.
Erie Mace Electronics
Harrisburg Electronic Wholesalers, Inc.
Radio Distributing Co.
McKeesport Barno Radio Co.
New Brighton Television Parts Co., Inc.
Pittsburgh House of Audio*
Marks Parts Co.†
Metropolitan Distributors, Inc.
Opus One*
Reading George D. Barbey Co.
State College Alvo Electronics Dist. Inc.*
Tarentum Huston TV Parts Co.
Wilkes-Barre General Radio & Elec. Co.

RHODE ISLAND

Providence Electronic Distributors, Inc.
Radio Shack Corporation

SOUTH CAROLINA

Columbia Hi-Fi Sound & Records Co.*
Southeastern Radio Parts

SOUTH DAKOTA

Rapid City Dakota Electronics

TENNESSEE

Chattanooga Curle Radio Supply
Columbia Randolph & Williams†
Knoxville Smith Electronics Supply Inc.†
Nashville Electra Distributing Co.*
Randolph & Rice†

TEXAS

Abilene R & R Electronics Co.
Amarillo R & R Electronics Co.
Austin Modern Electronics Co.
Service Electronic Supply
Bay City R. C. & L. F. Hall, Inc.
Baytown R. C. & L. F. Hall, Inc.
Beaumont R. C. & L. F. Hall, Inc.
Conroe R. C. & L. F. Hall, Inc.
Corpus Christi Modern Electronics Co.
Wicks Radio Equipment Co.†
Dallas All State Distributors, Inc.†
Crabtree's Wholesale Radio & TV†
Denison Denison Radio Supply
Freeport R. C. & L. F. Hall, Inc.
Galveston Electrotrex
R. C. & L. F. Hall, Inc.
Houston Electrotrex
Gilbert Co.
R. C. & L. F. Hall, Inc.
McAllen Rio Radio Supply Co.†
Midland R & R Electronics Co.
Odessa R & R Electronics Co.
Pasadena R. C. & L. F. Hall, Inc.
San Angelo R & R Electronics Co.
San Antonio Modern Electronics Co.
Radio TV Parts Co.†
Sherman Electronics Supply Inc.
Texas City Electrotrex
R. C. & L. F. Hall, Inc.
Wichita Falls R & R Electronics Co.

UTAH

Salt Lake City Moore Radio Supply†

VIRGINIA

Norfolk Southern Television Corp.†
Richmond Banner Electronics, Inc.†
Industrial Electronic Tube Corp.†
Roanoke Dixie Appliance Co.†

WASHINGTON

Seattle Empire Electronic Supply Inc.
Northgate Cameras*
Pacific Electronic Sales Co., Inc.

Radio Products Sales Co., Inc.

Spokane E. M. Johnson Co.
Tacoma Branham Hi-Fi*
Sound Center*

WASHINGTON, D. C.

Elec. Wholesalers, Inc.
Rucker Electronic Products Inc.
Arlington, Va., Key Electronics
Rucker Electronic Products Inc.
College Park, Md. Rucker Elec. Prod. Inc.
Silver Spring, Md. Kenyon Elec. Corp.†
Rucker Electronic Products Inc.
Silver Spring Electronic Supply

WISCONSIN

Milwaukee Acme Radio Supply
West Allis Hi-Fi Salon*

WEST VIRGINIA

Beckley Chemcity Electronic Dist. Inc.†

EXPORT:

Morhan Exporting Corp., New York, N. Y.

CANADA:

Atlas Radio Corp., Toronto, Ontario

*Hi-Fidelity Equipment Only

†Test Equipment Only

**PACO
KITS BY**



PACOTRONICS

For free illustrated PACO catalog write:
Paco Electronics, Dept. PE-10
70-31 84th Street, Glendale 27, N. Y.
A subsidiary of PACOTRONICS, INC.

HERE'S THE NEW, 2-WAY
HAND-HELD TRANSCIVER THAT
OUTPERFORMS 'EM ALL!

PERSONAL *Messenger*

- No license required—may be used at once!
- Meets FCC requirements for use with licensed Citizens' Band stations, too!

This is the new "Personal Messenger"—a superbly engineered 2-way crystal-controlled transceiver so compact it fits in your hand—so flexible it can be used in thousands of applications! 11 transistors and 4 diodes—superheterodyne receiver with exclusive tuned R.F. amplifier gives you twice the sensitivity and more than 40% more range than units with conventional circuitry! Powerful two-stage transmitter delivers more power output than similar units with the same rated input! Unmatched audio intelligibility and razor-sharp voice reproduction—automatic noise limiter—automatic volume control—positive squelch control—elastic hand strap—operates on penlight or rechargeable nickel-cadmium batteries.

\$109⁵⁰

ILLUSTRATED AT LEFT—The Viking "Messenger"—maximum legal power Citizens' Band crystal-controlled transceiver. Excellent receiver sensitivity and selectivity—highly efficient transmitter punches your signal home! Built-in squelch—AVC—ANL—With tubes, push-to-talk microphone and crystals for 1 channel.

FROM \$134⁹⁵



Delivery or
fleet operation



Your own
personal use



Construction or
Business

FREE
Color Brochure



WRITE TODAY



E. F. JOHNSON COMPANY

2410 Tenth Avenue S. W. • Waseca, Minnesota

• Please rush me your full color brochure.

NAME _____

ADDRESS _____

CITY _____ STATE _____

Manufacturers of the world's most widely used personal communications transmitters



TOP performance

Mountain climbers communicate with their base with battery-powered walkie-talkies. For top performance, always buy Burgess Batteries. Dependable, long-lasting power for flashlights, radios, hearing aids, toys and games, and lanterns.

BURGESS BATTERY COMPANY


DIVISION OF SERVEL, INC.

FREEPORT, ILLINOIS NIAGARA FALLS, CAN.

Tips

(Continued from page 24)

from three to six will operate most 9-volt portables; for best results, however, the use of six cells is recommended. The cells may



be temporarily secured to the outside of the portable's case with rubber bands.

—John A. Comstock

MINIATURE TUBE GROUNDING

If you have many ground connections to make to the center shield of a miniature tube socket, here's a good way to increase its capacity. Take a solder lug of the "insulation grip" variety (the No. 6 or No. 8 size is just about right), and bend its prongs so that it will fit inside the shield. Slip in the lug, solder it in place, and you'll be able to connect as many wires as you need.

—M. L. Snedeker

MITTENS FOR PLIERS

To prevent plier jaws from damaging delicate surfaces, use the fingers or thumbs from old gloves as "mittens." Clip off a



supply and keep them handy—sometimes two or three pairs of these mittens are required for full protection. —Ken Murray

(Continued on page 28)

Always say you saw it in—POPULAR ELECTRONICS

Earn Extra Money Soon

... while training at home for high-pay career or business of your own!

AMAZING PLAN FOR YOUR SUCCESS IN RADIO-TV-APPLIANCES and ELECTRONICS

Central will show you how to start making money soon . . . servicing AM-FM radios and television sets . . . repairing electrical appliances . . . building and installing electronic equipment in homes, factories, and business offices. Step-by-step, you'll learn how to get started in spare time at minimum cost; how to prepare for a bright future in servicing, audio, communications, broadcasting, or the gigantic electronic industry. Complete FCC license preparation included. High income, prestige, security, prosperity . . . all can be yours!

NO EXPERIENCE NEEDED!

You don't need high school diploma or previous knowledge of electronics to get started. Quick, low-cost home training for young and old. New illustrated lessons make learning easy. We supply equipment and *know how* you need to start making money soon. You learn by *doing*. You assemble useful, practical electronic projects—no incomplete "student" radios and testers—our kits meet commercial standards. Also recommended for citizen band and amateur radio operators, hi-fi and stereo enthusiasts, hobbyists, etc. Your personal pleasure and the savings you can make on home installations and repairs alone, make this course a profitable adventure. Keep your present job—set your own pace—add to your income—and find out how much fun Electronics can be!

New Frontiers Need You!

Cash in on growing demand for technicians in hundreds of exciting space-age fields: guided missiles, rocketry, outer space research and development, automation, nuclear power, computers, microwaves, radar, communications, oil field exploration, air traffic control, civil service, armed forces, etc. *Start now*. Get facts—mail coupon today for two FREE books!

NEW KITS!



You will build and keep this handy "transistorized" electronic and appliance tester that you'll use soon to start earning spare-time money. Many other practical and profitable electronic projects to choose from: *A transistor portable radio—code oscillator—solar cell switch—RF signal generator—CB converter—oscilloscope—others!* Fully described in our FREE 64-page catalog.



Central grad GLEN LEIRER, shown here, earned an attractive income from part-time Radio-TV Servicing. Now he's employed as a Computer Technician for RCA Service Co., Camden, N. J.

Over 50,000 Successful Graduates Since 1931!



"I averaged between \$60 and \$70 a month servicing radios and TV's part-time while taking my home study course. Plan to open my own shop soon." Student THEODOR SCHMIDT, Peshastin, Wash.



Central grads HOYARD EDMONDS & FLOYD CONKRIGHT are joint owners of EDCO FACTORY TV SERVICE CO., K. C., Mo., and RANCH MART TV & STEREO, Leawood, Kansas, have three service trucks, seven full-time employees.

Grad FRANK LERNKNECHT works in missile field for Convair Astronautics, San Diego, Calif., and as Transmitter Engineer for Station KDEO as a sideline.



RESIDENT TRAINING—Central also offers a full-time ECPD-Accredited Technical Institute program at its residential school in Kansas City, Mo., for qualified high school graduates. Details in FREE catalog.

FREE

FCC PREP BOOK

Profits from Electronics

We'll mail you FREE FCC License Prep Handbook that prepares you to pass the 3rd Class FCC Radiotelephone examination, and to qualify to operate radiotelephone transmitting stations used by airlines, police, railroads, emergency services, etc. You get FREE FCC Prep Book plus FREE 64-page catalog with facts about Central's practical electronics home study course.

NO OBLIGATION

TRADE THIS COUPON FOR 2 FREE BOOKS!

Central Technical Institute
1644 Wyandotte, Dept. PE 101A,
Kansas City 8, Mo.
(PLEASE PRINT)

NAME _____
ADDRESS _____
CITY _____
ZONE _____ STATE _____



Accredited Member
National Home Study Council

Central Technical Institute

COORDINATE "voice-to-voice" via RCA's New Low-Cost INTERCOM



A complete line of quality Intercoms, wired or wireless—designed for office, factory, or home use, at lowest prices. Suitable for many applications, from simple wireless 2-way talk-listen systems to flexible, multi-unit systems with a variety of talk-listen-monitor options.



Low-Cost 2-WAY RADIO, too!... In your hand

Rugged, dependable, fully transistorized 27-megacycle 2-way radio, designed for business and personal uses. Small and light, weighs less than one pound. Operates from long-life mercury battery or economical rechargeable battery. Factory installed plug-in modules available to increase transmission range.



in your vehicle

Low-cost dependable means of communication from vehicle-to-vehicle, vehicle-to-office. Can be used at any point having 6 or 12 volt DC or standard 115 volt AC power source. Compact, lightweight. Tuneable receiver permits reception of all 23 channels in 27 MC band.



Write for complete information on any or all of these items.
RCA, Special Products, Dept. A-420, Meadow Lands, Pa.



The Most Trusted Name
in Electronics
RADIO CORPORATION OF AMERICA

Tips

(Continued from page 26)

CLEANING CAUTION

Keeping equipment clean is a good idea, but be careful when you use wax-dissolving solvents such as carbon tetrachloride or alcohol. If applied to isolantite, steatite, or other ceramic substances, they may remove a waxy coating designed to keep moisture from collecting in the small pores. This would spoil the insulating quality of the ceramic material, lowering the voltage-breakdown point. —James E. Arconati

TREATED THREAD "DAMS" SOLDER

A coarse cotton thread which has been soaked in a whitening-and-water solution, then allowed to dry, keeps molten solder from spreading where it's not wanted. A few turns of this thread tied tightly around a solder lug or wire makes an effective "dam." Whitening, which is calcium carbonate in finely powdered form, is available at paint, plumbing-supply, or drugstores.

—W. C. Wilhite

COMING NEXT MONTH



TV stars Roger Smith and Efreem Zimbalist, Jr. are featured on next month's cover. In case you don't recognize the equipment—it's the new CB setup that has been given a prominent part in their "77 Sunset Strip" show.

(ON SALE OCTOBER 26)

● ELECTROLUMINESCENCE

Did you know that those 89¢ plug-in nite lights can be doubled or tripled in brilliance? That they can be made to change color from green to blue, and even be operated from a battery? See our November issue for details.

● SQUELCHING YOUR SUPERREGEN

After testing countless squelch adapters for CB superregen equipment, we have found a simple 1-tube unit to be the best one we've ever seen.

● HI-FI HEAT WAVE


Some conclusive evidence of the damage excessive heat does to hi-fi gear.

Always say you saw it in—POPULAR ELECTRONICS



"A CREI Home Study Program helped me increase my salary by a factor of four (4)."

—Mearl Martin, Jr., SENIOR ENGINEER, Field Support Manager, Tektronix, Inc., Portland, Oregon



"I AM INDEED GRATEFUL TO CREI for my success," says Mearl Martin, Jr. "Since enrolment in a CREI Home Study Program in Electronic Engineering Technology, I have progressed from Junior Technician to licensed Senior Engineer. My present title is Field Support Manager and my salary has increased by a factor of four (4)."



DEMAND FOR CREI-PREPARED MEN today far exceeds the supply—and has for many years. CREI Home Study Programs, the product of 34 years' experience, include the latest advancements in the field. Here Martin discusses home study with company executive W. K. Dallas, V.P., Manager, Marketing Division, Tektronix, Inc.



WHEN YOU ENROLL IN A CREI Home Study Program, you join some 20,500 students working in electronics all over the world. CREI's curriculums were among the first accredited by the Engineers' Council for Professional Development. Rob't. Wruble, Group Manager (center) and Rollie Smith, (right) Field Training Manager at Tektronix, Inc., are shown here with Mearl Martin.



ASSURE A BETTER FUTURE and get more out of life with CREI Home Study. CREI alumnus Martin enjoys living in this comfortable home in Portland, Ore. CREI men are in such companies as Pan American Airways, Federal Electric Corp., The Martin Co., Northwest Telephone Co., Mackay Radio, Florida Power and Light, etc. This attests to the high calibre of CREI Programs.



YOUR WHOLE FAMILY BENEFITS when you achieve success through CREI Home Study. Here Martin relaxes with wife and family who share his success. Check the completeness of CREI Home Study Programs in Electronic Engineering Technology in our catalog, provided on request. For those who can attend, CREI maintains a Residence School in Washington, D.C.

INDUSTRY-RECOGNIZED CREI HOME STUDY PROGRAMS PREPARE YOU FOR INCREASED RESPONSIBILITIES, HIGHER-PAYING POSITIONS IN ELECTRONICS.

REQUIREMENTS FOR ENROLLMENT Pre-requisite is a high school education or equivalent plus basic electronics training and/or practical electronics experience. (Electronics experience and/or training not necessary for Residence School.) If you qualify, send for the latest CREI catalog at no cost. Veterans may apply under the G.I. Bill. If you're doubtful about your qualifications, let us check them for you. Mail coupon or send your qualifications to: The Capitol Radio Engineering Institute, Dept. 1210-H, 3224 Sixteenth St., N. W., Washington 10, D. C.

Every COMPLETED Inquiry will be acknowledged.



The Capitol Radio Engineering Institute

ECPD Accredited Technical Institute Curricula • Founded 1927
Dept. 1210-H, 3224 16th St., N.W., Washington 10, D.C.

I am interested in the opportunities offered by the CREI Home Study Programs in Electronic Engineering Technology.

- I believe my qualifications as listed below meet CREI requirements. Please send me your latest catalog at no cost.
- Please check my qualifications below and let me know if I am eligible for CREI Home Study Programs.

- CHECK FIELD OF GREATEST INTEREST:**
- Servo and Computer Engineering Technology
 - Automation and Industrial Electronic Engineering Technology
 - Electronic Engineering Technology
 - Nuclear Engineering Technology
 - Aero and Navigational Engineering Technology

My educational and Electronics experience qualifications are: (All information held in confidence)

Employed by.....

Type of present work.....

Education: Years High School..... Other.....

Electronics Experience.....

Name..... Age.....

Address.....

City..... Zone..... State.....

Check: Home Study Residence School G.I. Bill

NEW products

PORTABLE TAPE RECORDER

Completely portable and transistorized, the Model RA-11 tape recorder uses standard tapes and batteries and plays for up to 15 minutes on a side. Weighing 2½ pounds, the miniature unit measures only 9" x 7" x 3½". It sells for \$26.95 plus \$1.95 for handling, and comes complete with carrying case, battery, tape, speaker, earphone and microphone. (*Tape-Recorders*, P. O. Box 852, Sherman Oaks, Calif.)



microphone. (*Tape-Recorders*, P. O. Box 852, Sherman Oaks, Calif.)



a.v.c. system. The sensitive, easy-to-install unit is calibrated both in "S-units" and in db. Magnetic feet on the case simplify dashboard mounting. Price, \$7.95.

"TUCK-AWAY" SOLDERING IRON

Thanks to a dual-purpose handle, you can store the new Sampson Model SP-1 soldering iron without waiting for it to cool. The

(Advertisement)

*How to buy
your first (or your last)
speaker system*



compare UNIVERSITY (in every price category) against all other brands.

If you demand magnificent sound, undistorted bass to beyond the limits of audibility; if you demand superb cabinetry and decor flexibility (with five interchangeable grille frames that snap on and off to match any decor)—then consider the unique University Medallion XII 12" three-way speaker system. Medallion owners *stay* Medallion owners. Let's look inside the Medallion and see why.

Integrated within its precisely-matched cabinet are 3 superlative speaker components: the 12" high compliance woofer to plumb the depths of the low frequencies; a new 8" speaker to assure you of mid-range impact; and the Sphericon super tweeter for unlimited highs. Result: virtually uniform response from 28 to 40,000 cps (± 2 db at 22,000 cps).

And at your fingertips, network controls that balance the sound to match the acoustics of your room. Amplifier requirements? Any amplifier capable of delivering a modest ten clean watts. And the Medallion XII is the only speaker system with "Select-a-Style" snap-on grilles. In five furniture styles. Simply select the grille you prefer and snap it on. (The Medallion is also available in kit form!)

For complete information write:
Desk A-10, University Loud-
speakers, Inc., White Plains, N.Y.




RADIO SHACK Proudly Presents



29 Realistic KITS

**GREATEST VALUES
IN ELECTRONICS**
Look, perform like factory-wired
units at up to 42% less cost
-
Exclusive years-ahead designs

Radio Shack's whole new family of audio and test equipment kits employs the most advanced designs and engineering concepts known today! They meet the most exacting requirements in performance and appearance. They're easy and fun to build! Critical areas are pre-wired, factory-aligned. Even a novice can follow the simplified assembly manuals. And they're easy to own on No Money Down credit terms. Every kit backed by a money-back guarantee. We show here six kits newly introduced in our exciting 1962 Catalog.



FM Stereo Multiplex Tuner Kit. Highest standards of excellence with deluxe built-in integral multiplex section. It features wide band circuitry for exceptional sensitivity: 2.2 μ V, drift-free selectivity. Frequency response 10-20,000 cps \pm 1 db. 3 I-F stages, 3 limiters. 11 tubes plus rectifier. Muting, tuning, function selector. Tape recorder output. 90LX092—\$149.95

Matching Units—unexcelled anywhere


50-Watt Stereo Amplifier Kit — the powerful, all-transistor HK-208. Unique 18-transistor circuit eliminates hum, noise, output transformers and heat. Absolutely flat —1 db 10-15,000 cps at full power. Truly a breakthrough in semi-conductor stereo design, the only amplifier of its kind in the world! 90LX093 — \$139.95



Radio Shack's 1962 Line of Kits Includes All These:

- Stereophonic Preamplifier Kit
- Stereo 140W Basic Amplifier Kit
- 40 Watt Stereo Amplifier Kit
- Complete Stereo System Kits
- Universal Multiplex Adapter Kit
- Hi-Fi 12 Watt Amplifier Kit
- FM Adapter Kit
- Stereo Balance Meter Kit
- Wireless Intercom Kits
- Deluxe Signal Generator Kit
- Deluxe VTVM Kit
- Standard VTVM Kit
- Ultra-Modern Tube Tester Kit
- 500W Variable AC Supply Kit
- VOM Kit with 4 1/2" Meter
- Signal Generator Kit
- AC VTVM Preamplifier Kit
- Electronic Photo Relay Kit
- "Novatherm" Thermometer Kit
- 5-Tube Teakwood Radio Kit
- 2-Transistor Home Radio Kit
- 6-Transistor Portable Radio Kit
- Transistor Experimental Lab Kit

See complete specifications of these fine kits in Free Catalog



Stereo Amplifier Kit. Terrific value! Converts stereo mono phono to stereo. Easy to build. 90LX079 —\$10.95



The HK204 — Quality FM Tuner Kit. Incredible value! Simple assembly. 90LX070 —\$19.95



Dual Trace Oscilloscope Kit. Flat response from 10 cycles to 3 megacycles. 94LX072 —\$79.95



Tube Tester Kit. Superbly engineered — priced low. For octal, octal, 9-7 pin tubes. 94L061 — \$15.95



Send today for **FREE** 1962 Catalog

Please send new 340-page Electronics Catalog and all other issues for one year, free and postpaid.


Mail coupon to
RADIO SHACK
730 Commonwealth Ave.
Boston 17, Mass.

NAME _____
ADDRESS _____
CITY _____ ZONE _____
STATE _____ 61K7D

exclusive!

only
e.c.i. Courier 1
CITIZENS BAND TRANCEIVER
HAS A

UNITIZED CHASSIS



with 5 individual hand wired segments
for simple installation, maintenance
and parts replacement.

PLUS THESE OUTSTANDING FEATURES . . .

- TRIPLE CONVERSION
- TWO IF STAGES (262 kc)
- 12 CHANNEL TRANSMITTING
- FIXED AND TUNABLE DRIFT-FREE RECEIVING
- OUTPUT EXCEEDING 3 WATTS
- ELECTRONIC SWITCHING (no relays)
- BUILT-IN "S" AND "RF" METER
- FULLY MODULATED (100%)
- MOBILE OR BASE (117 V. and 12 V.)
- AM RADIO (optional extra)

AND THESE EXTRAS . . .

- Entire unit slides out easily on tracks
- Built-in noise limiter, built-in squelch
- Front panel RF gain control
- Lowest noise front end
- All metal parts cadmium plated for marine use
- Gleaming chrome cabinet finish

\$189.50

slightly higher west of Rockies

Dealer Note: Get full details on
exclusive e.c.i. Franchise Plan.

e.c.i. electronics communications, inc.
325 no. macquesten pkwy mt. vernon, n.y.

products


(Continued from page 30)

handle, which is a hollow Bakelite sleeve, can be unscrewed and transferred to the other end of the iron—where it prevents the hot tip from touching any surrounding objects. This "tuck-away" soldering iron is priced at only \$2.95. (Sampson Company, 2244 S. Western Ave., Chicago 8, Ill.)

TAPE RECORDER MICROPHONE

Two models of a sensitive microphone for use with tape recorders are being manu-


factured by the Turner Microphone Co., 909 17th St., N.E., Cedar Rapids, Iowa. Housed in a thin, light-weight polystyrene case with a handy fold-out stand, the Model 608 is a crystal (—45 db output level) microphone and the Model 607 is a ceramic (—55 db output level) unit. Each has



a frequency response of 60 - 8500 cps, and is priced at \$8.00.


MINIATURE TEST CLIP

The tip of Mueller Electric's "Micro-gator" clip, insulator and all, is no larger than a pin-head. Intended for use on small termi-



nals and tight-packed circuits, the clip measures only $1\frac{3}{8}$ " long and has a jaw spread of $\frac{1}{8}$ ". "Micro-gators" come in a

(Continued on page 38)



18-year-old Ronald Satterfield of Atlanta, Georgia, asked...

“Where should I build for the future?”

Ronald Satterfield answered this question last year by joining the Air Force. This year about 100,000 young men will also choose this highroad to the future.

Many will become expert technicians in such fields as airplane and missile maintenance, radar, communications. The future will find others in supervisory positions in important support special-

ties: administration, supply, air police work.

These men are part of what may well be the most important organization in the world—the United States Air Force, our first line of defense in the Aerospace Age.

Could this be the place for you to build for the future? Use the coupon below. There's no obligation.

U.S. Air Force

Airman 2C Satterfield whose civilian hobby was building “hot rods,” is presently enrolled in a 45-week electronic computer course at Keesler Air Force Base in Mississippi.



Career Information

Dept. MP110, Box 7608
Washington 4, D. C.

*I am over 17 and a citizen (or resident) of the U.S.A.
Please send me your illustrated booklet.*

Name _____ Age _____

Address _____

City _____ County _____ State _____

A PROPHECY

For men and women with a sincere desire to succeed



"In the years that have passed since my days on the faculty of RCA Institutes, I have become even more firmly convinced that the individual who continues his education . . . particularly his technical education . . . is the individual who profits both as a thinking man and as a working man. Science and industry will reward you for your talents and energy. Out of your efforts may come inventions, new products, processes and services. There is everything good yet to be accomplished in our lives and in our work. What man has done, man can do better."

David Sarnoff

Chairman of the Board,
Radio Corporation of America

RCA Institutes Offers the Finest of Home Study and Resident Training for Your Career in the Rapidly Expanding World of Electronics

RCA Institutes, founded in 1909, is one of the largest technical institutes in the United States devoted exclusively to electronics. A service of Radio Corporation of America, RCA Institutes offers unparalleled facilities for technical instruction . . . tailored to your needs. The very name "RCA"

means dependability, integrity, and scientific advance.

RCA Institutes Home Study School, licensed by the New York State Department of Education, offers a complete program of integrated courses for beginners and advanced students rang-

ing from electronic fundamentals to automation. All courses are designed to prepare you for a rewarding career in the rapidly expanding world of electronics. *The caliber of the training you receive is the finest!* And you get top recognition as an RCA Institutes graduate!

HOME STUDY COURSES *in*

*Electronic Fundamentals • TV Servicing
Color TV • Electronics for
Automation • Transistors*

Voluntary Tuition Plan. The important thing to remember about RCA Institutes Training is the convenient, *no-obligation payment plan*. This plan affords you the most economical possible method of home study training because you pay for each study group only when you order it. If you interrupt your course *at any time, for any reason*, you owe nothing more. You *never* have to pay for the whole course if you don't complete it. No other obligations. No monthly installment payments!



RCA Instruction is Personal. With RCA Home Study training you set *your own pace* in keeping with *your own ability*, finances, and time. The Institutes allows you ample time to complete the course. Your lesson assignments are individually graded by

technically trained personnel, and helpful comments are added where required. You get theory, experiment, and service practice beginning with the very first lesson. All lessons are profusely illustrated. You get a *complete training package* throughout the entire course.

You Get Prime Quality Equipment. All kits furnished with the course are complete in every respect, and the equipment is top grade. You keep all the equipment furnished to you for actual use on the job... *and you never have to take apart one piece to build another!*

* * *

RESIDENT SCHOOLS *in* *Los Angeles and New York City* train *you for any field of Electronics you may choose!*

No Previous Technical Training Required For Admission. RCA Institutes Resident Schools in Los Angeles and New York City offer training that will prepare you to work in re-

warding positions on research and production projects in fields such as automation, communications, technical writing, television, computers, and other industrial and advanced electronics applications. Even if you did not complete high school, RCA will prepare you for such training with courses specially designed to provide the basic math and physics required for a career in electronics.

Free Placement Service. RCA Institutes graduates are now employed in important jobs at military installations such as Cape Canaveral, with important companies such as IBM, Bell Telephone Labs, General Electric, RCA, and in radio and TV stations all over the country. Many other graduates have opened their own businesses. A recent New York Resident School class had 92.06% of the graduates who used the Free Placement Service accepted by important electronics companies... *and had their jobs waiting for them on the day they graduated!*



Coeducational Day and Evening Courses. Day and Evening Courses are available at Resident Schools in New York City and Los Angeles. You can prepare for your career in electronics while continuing your normal full-time or part-time employment. Regular classes start four times each year.



**SEND POSTCARD FOR FREE
ILLUSTRATED BOOK TODAY!
SPECIFY HOME STUDY OR
RESIDENT SCHOOL**

RCA INSTITUTES, INC. A Service of Radio Corporation of America 350 W. 4th St., N.Y. 14, N.Y. • 610 S. Main St., Los Angeles 14, Calif.



The Most Trusted Name in Electronics



...the most publicized
new product in the
history of hi-fi-stereo
fields... **BUT HAVE
YOU HEARD IT?**

For the past year, IONOVAC High Fidelity and Stereo Speaker Systems have been the editorial conversation piece of the nation's top magazines and periodicals. Words are anti-climactic until you've heard a "live" demonstration of this revolutionary break through in sound reproduction. Revolutionary because an "ionic cloud" replaces the diaphragm used in ordinary speakers—nothing moves but the sound waves. The quality of reproduction far exceeds anything you have ever heard . . . 3,500 to 20,000 cps and above. Available in a wide range of styles from add-on units to complete Columnar Speaker Systems. Choose from a broad selection of handsome finishes—or unfinished, if you desire. Consumer or dealer inquiries invited. Fill out the coupon below for full details.

IONOVAC DIVISION

DUKANE CORPORATION

ST. CHARLES, ILLINOIS

DEPT. PE-101

I would like to hear a demonstration of the IONOVAC

Please send literature

NAME _____

FIRM (IF DEALER) _____

STREET _____

CITY _____ STATE _____

products

(Continued from page 32)

cadmium-plated steel version (7 cents each), and in solid copper (8 cents each); the insulators are available separately in a variety of colors for 6 cents each. These prices cover lots of ten or less. (Mueller Electric Co., 1600V East 31st St., Cleveland 14, Ohio)

IN-CIRCUIT CAPACITOR TESTER

Television and radio technicians can quickly isolate faulty capacitors without disconnecting them by



using the Precision IC-60 tester. It detects shorted units with circuit shunting resistances as low as 10 ohms, and makes open-circuit tests on capacitors rated as low as 5 μ f. Capacitors of all types can be checked in their circuits, and the actual capacities of electro-

lytics rated at from 2-400 μ f. can be measured. Price, \$32.95. (Precision Apparatus Co., Inc., Glendale 27, L. I., N. Y.)

TRANSISTORIZED TACHOMETER

The "Super-Tach," a transistorized tachometer sold by Radson Engineering Corp. (Automotive and Marine Division, Macon, Ill.)



needs no batteries, relays, or sender units. Each of the four available meter assemblies (0—5000, 8000, 10,000, and 16,000 rpm) can be tailored, by

means of a special printed-circuit board, to fit almost any gasoline engine. You have a choice of various mounting assemblies. Ideal for installation on automotive, marine, motorcycle, and other engines, the basic unit (meter assembly plus printed circuit board) costs \$39.95. Installation cable and mounting hardware are extra. —30—

Always say you saw it in—POPULAR ELECTRONICS

20 RADIO CIRCUITS AT HOME

with the New
PROGRESSIVE RADIO "EDU-KIT"®
A Practical Home Radio Course

ONLY
\$26.95



Reg. U. S.
 Pat. Off.

Training Electronics Technicians Since 1946

Now Includes

- ★ 12 RECEIVERS
- ★ 3 TRANSMITTERS
- ★ SQ. WAVE GENERATOR
- ★ SIGNAL TRACER
- ★ AMPLIFIER
- ★ SIGNAL INJECTOR
- ★ CODE OSCILLATOR

- ★ No Knowledge of Radio Necessary
- ★ No Additional Parts or Tools Needed
- ★ EXCELLENT BACKGROUND FOR TV
- ★ SCHOOL INQUIRIES INVITED
- ★ Sold In 79 Countries

**YOU DON'T HAVE TO SPEND
 HUNDREDS OF DOLLARS FOR A RADIO COURSE**

The "Edu-Kit" offers you an outstanding PRACTICAL HOME RADIO COURSE at a rock-bottom price. Our Kit is designed to train Radio & Electronics Technicians, making use of the most modern methods of home training. You will learn radio theory, construction practice and servicing. THIS IS A COMPLETE RADIO COURSE IN EVERY DETAIL.

You will learn how to build radios, using regular schematics; how to wire and solder in a professional manner; how to service radios. You will work with the standard type of punched metal chassis as well as the latest development of Printed Circuit chassis.

You will learn the basic Principles of radio. You will construct, study and work with RF and AF amplifiers and oscillators, detectors, rectifiers, test equipment. You will learn and practice code, using the Progressive Code Oscillator. You will learn and practice trouble-shooting, using the Progressive Signal Tracer, Progressive Signal Injector, Progressive Dynamic Radio & Electronics Tester, Square Wave Generator and the accompanying instructional material.

You will receive training for the Novice, Technician and General Classes of F.C.C. Radio Amateur Licenses. You will build 20 Receiver, Transmitter, Square Wave Generator, Code Oscillator, Signal Tracer and Signal Injector Circuits, and learn how to operate them. You will receive an excellent background for television, Hi-Fi and Electronics.

Absolutely no previous knowledge of radio or science is required. The "Edu-Kit" is the product of many years of teaching and engineering experience. The "Edu-Kit" will provide you with training in Electronics and Radio, worth many times the complete price of \$26.95. The Signal Tracer alone is worth more than the price of the entire Kit.

THE KIT FOR EVERYONE

You do not need the slightest background in radio or science. Whether you are interested in Radio & Electronics because you want an interesting hobby, a well paying business or a job with a future, you will find the "Edu-Kit" a worth-while investment. Many thousands of individuals of all

ages and backgrounds have successfully used the "Edu-Kit" in more than 79 countries of the world. The "Edu-Kit" has been carefully designed, step by step, so that you cannot make a mistake. The "Edu-Kit" allows you to teach yourself at your own rate. No instructor is necessary.

PROGRESSIVE TEACHING METHOD

The Progressive Radio "Edu-Kit" is the foremost educational radio kit in the world, and is universally accepted as the standard in the field of electronics training. The "Edu-Kit" uses the modern educational principle of "Learn by Doing." Therefore you construct, learn schematics, study theory, practice trouble shooting—all in a closely integrated program designed to provide an easily-learned, thorough and interesting background in radio.

You begin by examining the various radio parts of the "Edu-Kit." You then learn the function, theory and wiring of these parts. Then you build a simple radio, with this first set you will enter the exciting world of radio broadcast stations, learn theory, practice testing and trouble-shooting. Then you build a more advanced radio, learn more advanced theory and techniques. Gradually, in a progressive manner, and at your own rate, you will find yourself constructing more advanced multi-tube radio circuits, and doing work like a Professional Radio Technician.

Included in the "Edu-Kit" course are twenty Receiver, Transmitter, Code Oscillator, Signal Tracer, Square Wave Generator and Signal Injector circuits. These are not unprofessional "breadboard" experiments, but genuine radio circuits, constructed by means of professional wiring and soldering on metal chassis, plus the new method of radio construction known as "Printed Circuitry." These circuits operate on your regular AC or DC house current.

THE "EDU-KIT" IS COMPLETE

You will receive all parts and instruction necessary to build 20 different radio and electronics circuits, each guaranteed to operate. Our Kits contain tubes, tube sockets, variable, electrolytic, mica, ceramic and paper dielectric condensers, resistors, tie strips, hardware, tubing, punched metal chassis, Instruction Manuals, hook-up wire, solder, selenium rectifiers, volume controls and switches, etc.

In addition, you receive Printed Circuit materials, including Printed Circuit chassis, special tube sockets, hardware and instructions. You also receive a useful set of tools, a professional electric soldering iron, and a self-powered Dynamic Radio & Electronics Tester. The "Edu-Kit" also includes Code Instructions and the Progressive Code Oscillator, in addition to F.C.C.-type Questions and Answers for Radio Amateur License training. You will also receive lessons for servicing with the Progressive Signal Tracer and the Progressive Signal Injector, a High Fidelity Guide and a Quiz Book. You receive Membership in Radio-TV Club, Free Consultation Service, Certificate of Merit and Discount Privileges. You receive all parts, tools, instructions, etc. Everything is yours to keep.

PRINTED CIRCUITRY

At no increase in price, the "Edu-Kit" now includes Printed Circuitry. You build a Printed Circuit Signal Injector, a unique servicing instrument that can detect many Radio and TV troubles. This revolutionary new technique of radio construction is now becoming popular in commercial radio and TV sets.

A Printed Circuit is a special insulated chassis on which has been deposited conducting material which takes the place of wiring. The various parts are merely plugged in and soldered to terminals.

Printed Circuitry is the basis of modern Automation in Electronics. A knowledge of this subject is a necessity today for anyone interested in Electronics.

FREE EXTRAS

● SET OF TOOLS

- SOLDERING IRON
- ELECTRONICS TESTER
- PLIERS-CUTTERS
- ALIGNMENT TOOL
- WRENCH SET
- VALUABLE DISCOUNT CARD
- CERTIFICATE OF MERIT
- TESTER INSTRUCTION MANUAL
- HIGH FIDELITY GUIDE & QUIZZES
- TELEVISION BOOK ● RADIO TROUBLE-SHOOTING BOOK
- MEMBERSHIP IN RADIO-TV CLUB: CONSULTATION SERVICE ● FCC AMATEUR LICENSE TRAINING ● PRINTED CIRCUITRY

SERVICING LESSONS

You will learn trouble-shooting and servicing in a progressive manner. You will practice repairs on the sets that you construct. You will learn symptoms and causes of trouble in home, portable and car radios. You will learn how to use the Professional Signal Tracer, the unique Signal Injector and the Dynamic Radio & Electronics Tester. While you are learning in this practical way, you will be able to do many a repair job for your friends and neighbors, and charge fees which will far exceed the price of the "Edu-Kit." Our Consultation Service will help you with any technical problems you may have.

FROM OUR MAIL BAG

J. Statatilis, of 25 Poplar Pl., Waterbury, Conn., writes: "I have repaired several sets for my friends, and made money. The "Edu-Kit" paid for itself. I was ready to spend \$240 for a course, but I found your ad and sent for your Kit."

Ben Valerio, P. O. Box 21, Magna, Utah: "The Edu-Kits are wonderful. Here I am sending you the questions and also the answers for them. I have been in Radio for the last several years, but like to work with Radio Kits, and like to build Radio Testing Equipment. I enjoyed every minute worked with the different kits; the Signal Tracer works fine. Also like to let you know that I feel proud of becoming a member of your Radio-TV Club."

Robert L. Shuff, 1534 Monroe Ave., Huntington, W. Va.: "Thought I would drop you a few lines to say that I received my Edu-Kit, and was really amazed that such a bargain can be had at such a low price. I have already started repairing radios and Phonographs. My friends were really surprised to see me get into the swing of it so quickly. The Trouble-shooting Tester that comes with the Kit is really swell, and finds the trouble, if there is any to be found."

UNCONDITIONAL MONEY-BACK GUARANTEE

**ORDER DIRECT FROM AD—RECEIVE FREE BONUS
 RESISTOR AND CONDENSER KITS WORTH \$7**

- Send "Edu-Kit" postpaid. I enclose full payment of \$26.95.
- Send "Edu-Kit" C.O.D. I will pay \$26.95 plus postage.
- Rush me FREE descriptive literature concerning "Edu-Kit."

Name

Address

PROGRESSIVE "EDU-KITS" INC.
 1186 Broadway, Dept. 585-D, Hewlett, N. Y.

BEST BUYS IN STEREO AND MONO HI-FI

New Transistorized Stereo/Mono 4-Track Tape Deck RP100 Semikit (electronics in kit form) \$299.95. Wired \$399.95



New FM-AM Stereo Tuner ST96 Kit \$89.95. Wired \$129.95 Incl. FET

New 70-Watt Integrated Stereo Amplifier ST70 Kit \$94.95. Wired \$149.95



New 40-Watt Integrated Stereo Amplifier ST40 Kit \$79.95. Wired \$129.95



28W Integrated Stereo Amplifier HF81 Kit \$69.95. Wired \$109.95

FM Tuner HFT90 Kit \$39.95. Wired \$65.95 Incl. FET. Metal Cover \$3.95



AM Tuner HFT94 Incl. FET Kit \$39.95. Wired \$65.95



Stereo Preamplifier HF85 Kit \$39.95. Wired \$64.95



Stereo Power Amplifiers

Kit Wired
100W HF89: \$99.50 \$139.50
70W HF87: \$74.95 \$114.95
28W HF86: \$43.95 \$74.95



Stereo/Mono Changer/Player 1007 with stereo cartridge and dual sapphire styli \$49.75



Bookshelf Speaker System HFS1 Kit \$39.95. Wired \$47.95

BEST BUYS IN CITIZENS TRANSCEIVERS, HAM GEAR, RADIOS

Citizens Band Transceivers from Kit

**\$59.95
Wired \$89.95**



New 60W CW Transmitter #723 Kit \$49.95. Wired \$79.95



Transistor Portable Radio RA6 Kit \$29.95. Wired \$49.95 Incl. FET

BEST BUYS IN TEST EQUIPMENT

New Metered Variable Auto-Transformer AC Bench Supplies Model 1073 (3 amps)

**Kit \$35.95. Wired \$47.95
Model 1078 (7 1/2 amps)
Kit \$42.95. Wired \$54.95**



Peak-To-Peak VTVM #232 & Uni-Probe® Pat. #2,790,051 Kit \$29.95. Wired \$49.95

VTVM #221 Kit \$25.95. Wired \$39.95



DC-5 MC 5" Scope #460 Kit \$79.95. Wired \$129.50

5" Push-Pull Scope #425 Kit \$44.95. Wired \$79.95



Tube Tester #625 Kit \$34.95. Wired \$49.95



RF Signal Generator #324 Kit \$26.95. Wired \$39.95



1000 Ohms/Volt V-O-M #536 Kit \$12.90. Wired \$16.90



6- & 12V Battery Eliminator & Charger #1050 Kit \$29.95. Wired \$38.95

Extra-filtered for transistor equipt. #1060 Kit \$38.95. Wired \$47.95



NEW AC Volt-Watt Meter #260 Kit \$49.95. Wired \$79.95



Multi-Signal Tracer #145A Kit \$19.95. Wired \$28.95



EICO

EXCELLENCE IN CREATIVE ELECTRONICS

Over 2 MILLION EICO instruments in use throughout the world. Compare, take them home — right "off the shelf" — from 1500 neighborhood dealers, most of whom offer budget terms.



EICO, 3300 N. Blvd., L.I.C. 1, N.Y. PE-10
 Send free Catalog describing over 80 top-quality products, free Stereo Hi-Fi Guide, free Short Course for Novice License, name of nearest EICO dealer. Send new 36-page GUIDEBOOK TO HI-FI for which I enclose 25¢ for postage & handling.

Name.....
 Address.....
 City..... Zone... State.....
 Add 5% in the West



ELECTRONICS ENTHUSIASTS IN THE U.S.S.R.

(Literal Translation)

ЭНТУЗИАСТЫ ЭЛЕКТРОНИКИ В СССР

WHEN it comes to electronics, the United States and the Soviet Union are very much alike—both countries are placing ever-growing emphasis on this all-important field. But as the demand for electronics technology increases, so, too, does the demand for electronics engineers and technicians. *(Continued)*

By **THEODORE M. HANNAH, K3CU**

How do the Russians satisfy this need? What does the Soviet government do to make sure there are enough electronics specialists to go around? And what part does the electronics hobbyist play in all of this?

Accent on Youth. To a greater extent than probably in any other country, the Soviet Union officially encourages young people to become interested in electronics. It organizes electronics courses (called "radio circles") in elementary schools and in the club houses of the "Young Pioneers" (these are the youngest "members" of the Communist Party, ranging in age from 9 to 14 years). It hires instructors and furnishes all the equipment to teach youngsters—girls as well as boys—the Morse code and electronics fundamentals. It requires such students to build and test simple receivers and other equipment. And it encourages youngsters who show an aptitude for electronics to go into regular electronics courses, which eventually lead to degrees in electronics engineering.

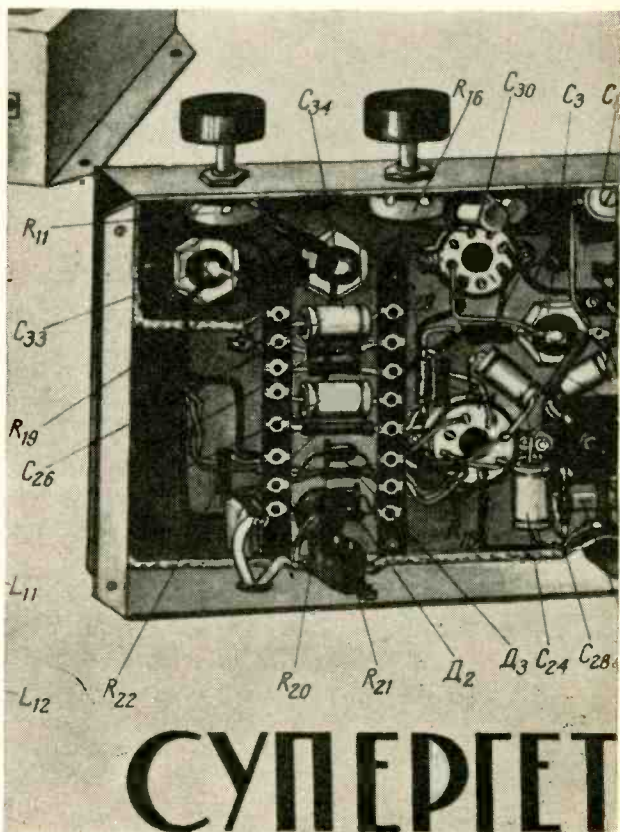
Training electronics technicians and radio operators in the Soviet Union is the responsibility of a government agency known as DOSAAF (Voluntary Society for Assistance to the Army, Air Force, and Navy). Headed by a Lieutenant-General in the Red Army, DOSAAF claims to have a membership in the millions. And as a semi-military organization, it sponsors not only electronics training courses, but rifle, parachute-jumping, and motorcycle clubs as well.

In the electronics field alone, DOSAAF claims that more than a million persons have completed its courses. And in addition to training electronics specialists, DOSAAF also publishes electronics books and magazines, sponsors code-speed con-

tests, sets up exhibits, awards prizes for the best electronics construction projects, and organizes ham radio contests of all kinds.

A new contest called "Radio Network Operating" is a good example of how the Russians combine physical and technical training. The contest involves hiking cross-country while carrying a 25-lb. load (the weight of a pack radio). At three different points along the route the contestants stop, set up portable stations, and transmit messages to each other. The whole contest is a race against time, with demerits given for not completing the hike, setting up the stations, or handling messages in the time allowed.

As part of this training, the Soviet government makes it as easy as possible for hobbyists to get answers to questions on electronics. Any DOSAAF office anywhere in the country will answer such questions, either in person or by phone. The same is true of all Ministry



Pictorial and schematic diagrams appearing in Russian electronics magazines are surprisingly similar to our own. Pictorial at right (only part of which is shown) is for one of "three simple superhets" described in a recent issue of "Radio;" lettering at bottom is portion of Russian word for "superheterodyne." Schematic at far right is of a receiver for hidden-transmitter hunts, as Russian words at top explain. Note that resistors are ordinarily represented by rectangles instead of zig-zag lines.

of Communications radio centers. SWL's and beginning hams can obtain technical help by mail from the Ministry of Communications in Moscow. And there are even government offices set up to help hobbyists who are interested in radio-controlled boats and planes.

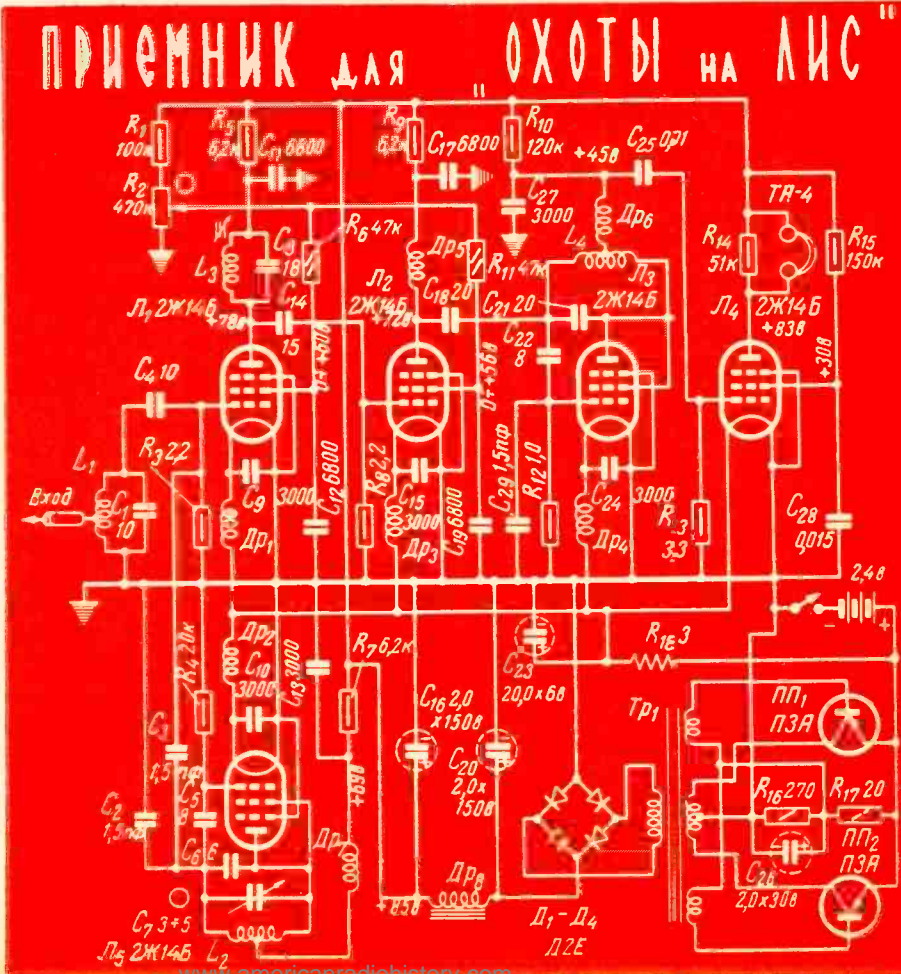

As a matter of fact, if you should ever be in Moscow and find yourself stumped by an electronics problem you might try calling the Central Radio Club—the phone number is K-5-92-71!

Electronics Magazines. Among the most widely read of all Soviet publications are magazines dealing with electronics. But with millions of Russians interested in electronics, no such magazine remains on the newsstands for very long. On the other hand, small booklets on all phases of electronics are mass-produced and sell for 10 to 15 cents apiece; written for the beginner, they are widely read, particularly in rural areas where there may be no regular electronics courses available.

The most popular of the Soviet electronics magazines (and the one most like POPULAR ELECTRONICS) is called, not surprisingly, *Radio* (pronounced "Rahdio"). A monthly publication, *Radio* sells for 30 kopecks (about 30 cents). It's published by the Soviet Ministry of Communications and the DOSAAF organization which was discussed on the previous page.

Every issue runs exactly 64 pages, no more, no less. And in those 64 pages will be found a half-dozen construction projects dealing with anything from simple battery radios to complex tape recorders and ham transmitters. Usually, there will be an article or two on space exploration, too, with special emphasis on the electronics equipment used in the space vehicles.

As a matter of fact, it was in the pages of *Radio* that the Russians revealed the first advanced details of Sputnik I. So that their radio amateurs would be prepared to listen for Sputnik's



signals, the Soviet government published the exact frequencies, transmitting power, and type of signal to be used by the satellite. All of this information appeared in the June, July, and August 1957 issues—as much as four months before Sputnik caught the world by “surprise.”

The average issue of *Radio* will also contain one or two articles on some new Soviet receiver, TV set, or tape recorder. There will be at least one article on the use of electronics in such fields as automation, cybernetics, or radio astronomy. And for the ham and SWL, there is a column called “Chronicle,” which re-

for *what* to buy, *Radio* and other magazines tell him what is available. As for *where* to buy it, there is only one place—a government-owned electronics store. Theoretically, there should be one such store in every town and more than one in the large cities. However, even when this is the case—and it doesn’t always work out that way, there is still a problem in getting parts.

Radio quite often prints letters from readers who complain that their local parts stores never have any parts! In this case, the electronics hobbyist can order parts by mail from government-operated parts houses. And if that fails,

ТЕЛЕГРАФНАЯ АЗБУКА

Буквы		Знаки препинания		Цифры	
А	А . —	П	Р . — — — .	1	. — — — —
Б	В — . . .	Р	Р . — . . .	2	. . — — —
В	W — . — —	С	С	3	. . . — —
Г	G — — . .	Т	Т — — — —	4 —
Д	D — . . .	У	U . . . —	5
Е	E	Ф	F	6	—
Ж	V . . . —	Х	H	7	— — . . .
З	Z — — . .	Ц	С —	8	— — — . .
И	I	Ч	С —	9	— — — — .
Й	J . . — —	Ш	С h — — — —	0	— — — — —
К	K — — . .	Щ	Q — — — —		
Л	L — . . .	Ъ	X — — . .		
М	M — — . .	Ы	Y — — . .		
Н	N — . . .	Э	E		
О	O — — — —	Ю	U		
		Я	А		
			Точка (.)		
			Запятая (,) — — — —		
			Точка с запятой (,) — — — —		
			Двоеточие (:) — — — —		
			Вопросит. знак (?) — — — —		
			Восклицат. знак (!) — — — —		
			Тире (—) — — — —		
			Апостроф (') — — — —		
			Скобки () — — — —		
			Кавычки (« ») — — — —		
			Дробная черта (/) — — — —		
			Знак большого раздела — — — —		
			Знак ошибки		

“Telegraphic alphabet” lists letters, punctuation marks, and numerals. This chart is from a Soviet handbook and is the kind Russians use to learn both the Russian and the International Morse codes.

ports on DX activities around the world.

Single-sideband is becoming quite popular among Russian hams, and a column called “CQ SSB” reports on the latest in sideband techniques. Another regular feature is a column called “From the Pages of Foreign Magazines”; here the Russian reader learns something about the latest developments in foreign electronics, much of it translated from American magazines.


Obtaining Parts. Like most Soviet magazines, *Radio* contains no advertising. This raises an interesting question: how does the Russian experimenter know what to buy and where to buy it? As

about all he can do is wait, hope, and write letters to *Radio*.

Actually, there is one other solution to this problem: the hobbyist can make his own parts. This is particularly true of transformers, and construction articles in Russian electronics magazines usually include transformer-winding data for the Soviet do-it-yourself'er. Switches, tuning capacitors, coils, and even the mechanical parts of tape recorders are also much more commonly homemade in Russia than here.

A few electronics kits are available, but only to hobbyists living in rural areas. The kit selection includes a two-

ELECTROSTATICS UNDER THE HOOD



Experimental oil filter works on corona principle

By JAMES G. BUSSE

AN ENGINEER from Chicago recently drove his car into a service station in southern Minnesota and asked for an oil change. The attendant put the car up on a ramp and promptly drained the oil. But when he lifted the hood to replace the oil filter, he got the surprise of his life.

"There's something wrong with your car," he told the driver, excitedly. "The oil filter's missing!"

"Oh, it's there, all right," said the engineer, reassuringly. He leaned over and disconnected a heavily insulated wire from a small plastic cylinder attached to the fire wall. Picking up a wrench, he opened the bottom of the cylinder and tapped it gently. Out slid three months' accumulation of oil sludge.

He closed the cylinder, and the fresh oil was added. He then reconnected the insulated wire and packed up samples of the new oil, the old oil, and the sludge. In a few minutes, he was on his way again, leaving the service station attendant more bewildered than ever.

The engineer from Chicago is one of several now driving around the country, testing a new electronic device which

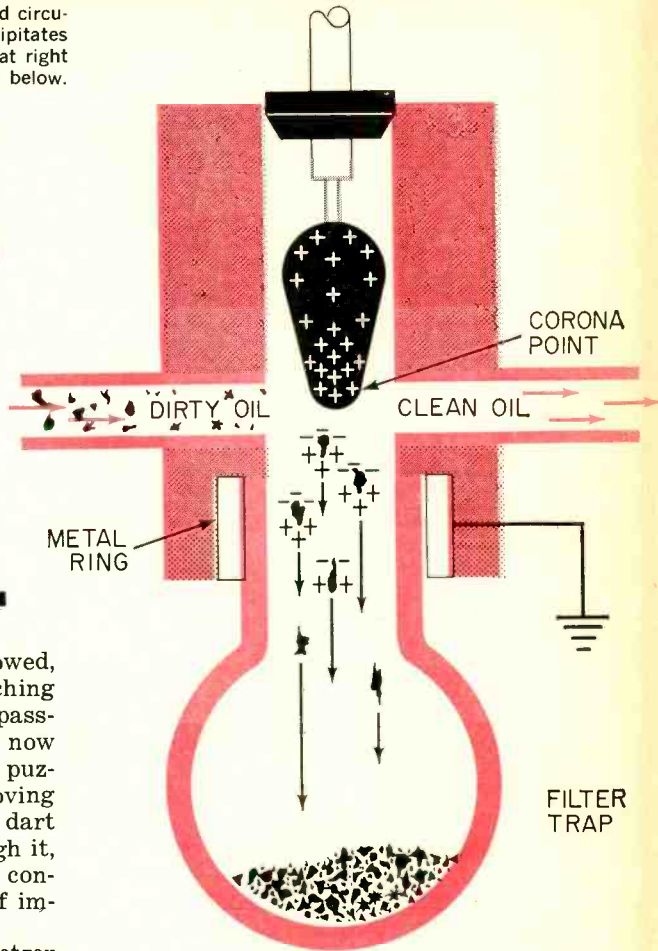

promises to make your present oil filter as out-of-date as a hand crank or a running board. Besides eliminating the inconvenience and expense of conventional oil filters, it will mean less frequent oil changes. In short, this new device could easily add years to the life of your car.

Electronic Pump. The story of this ingenious gadget begins several years ago in Minneapolis. Hidden away in the basement of a building occupied by the Mechanical Division of General Mills was a tiny laboratory. In it, Dr. Otmar Stuetzer, an ex-German scientist, was busy studying the operation of a dielectric pump, a device which pumps dielectric liquids directly without moving parts (see POPULAR ELECTRONICS, April, 1959, p. 99).

In front of Dr. Stuetzer lay a plastic container filled with ordinary motor oil. Inside were two small metal rings separated by a short piece of glass tubing. Wires ran from the rings to a high-voltage d.c. power supply.

Dr. Stuetzer switched on the supply and adjusted its output to 10,000 volts. Slowly, the oil moved toward one electrode. The "pump" worked!

High voltage applied between corona point and circular metal ring in electrostatic oil filter precipitates dirt into trap, as shown in pictorial diagram at right and in photo of experimental laboratory model below.



In the days and weeks that followed, Dr. Stuetzer spent many hours watching the oil move around the container, passing through the rings. And every now and then he saw something which puzzled him. A tiny particle of dirt moving along with the oil would suddenly dart toward one of the rings, pass through it, and then settle to the bottom of the container. Soon, a significant deposit of impurities could be seen there.

40,000 Volts. Eventually, Dr. Stuetzer had a glass blower make a special tube in which the electrodes were sealed in walls directly across from one another and at right angles to the oil flow through the tube. The lower ring surrounded the opening of a small glass bulb or "trap" attached to the main tube.

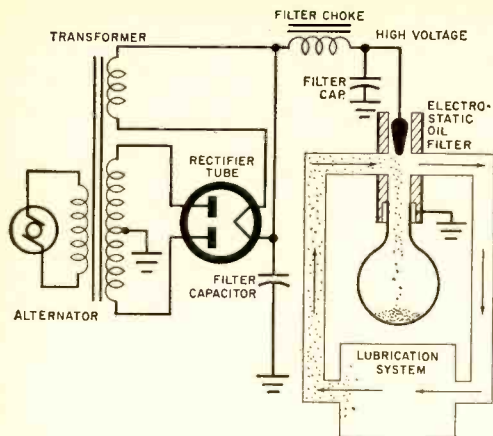
Connecting the electrodes to the power supply, he used a conventional pump to direct the motor oil past the electrodes. The oil wasn't dirty enough to suit him, so he gathered up all the dust and dirt he could find around the lab and dumped it in, tossing in some ground-up ashes from his cigar for good measure. Then he switched on the high-voltage supply and sat back to see what would happen.

Although a steady stream of dirt particles was passing between the electrodes, the color of the dirty oil flowing through the tube did not change. Dr.

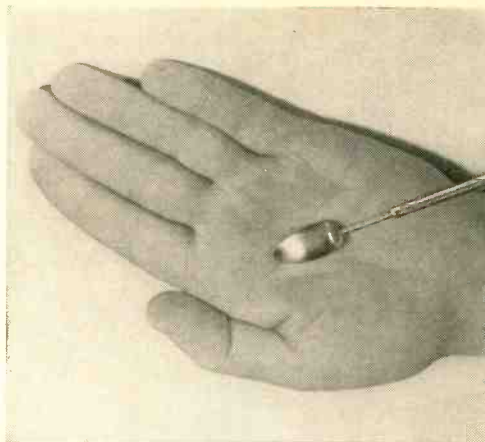
Stuetzer hopefully raised the voltage on the electrodes; several particles of dirt shot down into the trap. Cautiously, he increased the voltage to 40,000 volts. In a short time, a cloud of dirt appeared in the trap, and it continued to increase in size and density. Soon, the oil flowing through the tube became translucent again. The oil was being filtered electronically!

Two Electrodes. Conventional oil filters clean the oil in your car by forcing it through layers of tightly packed fibers and screens. As more and more dirt accumulates in the filter, its efficiency decreases. Finally, it becomes so clogged that it allows dirt to remain in the oil returning to the engine.

But in the electrostatic filter, two electrodes accomplish this filtering electronically. The high voltage applied to



Simple power supply for the electrostatic oil filter.



Relative size of filter's corona point is shown here.

the electrodes produces an intense electrostatic field between them, and any dirt particle entering this field is of course affected by it.

If the particle is conductive—a piece of carbonized motor oil, say—its electrons are actually drawn towards the positive electrode. If the particle is non-conductive—a tiny piece of sand, for instance—its charge is similar to that of the dielectric in a charged capacitor: its orbiting electrons are repelled by the negative electrode and attracted by the positive one.

Once the particle is within the electrostatic field, it begins to move toward the negative electrode—the higher the voltage on this electrode, the faster the particle moves. But because this electrode is circular in form, the dirt particle has passed out of the electrostatic field by the time it reaches the electrode. And since it's out of the moving stream of oil, too, it settles to the bottom of the "trap."

"Corona" Point. In the original electrostatic filter, a large portion of the dirt particles were attracted to the upper electrode and thus would fall back into the oil stream, untrapped. But by substituting a pointed conductor for the upper ring electrode, Dr. Stuetzer killed two birds with one stone. For one thing, the pointed conductor concentrated the electrostatic field. And at the same time, it forced all of the dirt particles to move toward the lower electrode and the trap.


Why? Simply because the amount of

static electricity on any conductor is proportional to the curvature of the conductor's surface. (This explains why all types of high-voltage electrical apparatus have smooth, rounded surfaces.) And when a high voltage is applied to a conductor with a pointed surface, the electrical charge concentrated at the tip is so intense that everything near it becomes strongly charged.

In air, this "corona" point charges and repels the atoms, generating a wind strong enough to blow out a candle. Similarly, in the electrostatic filter, the "electrical wind" charges even the smallest particle of dirt and literally "blows" it at the lower ring electrode. And this concentrated electrical field around the corona point also makes it possible to clean oil which is flowing through the filter at a relatively fast rate.

Power Source. Powering an electrostatic oil filter in a car is no problem. The current drain of one prototype filter is only a few microamperes at 25,000 volts, and this can be easily supplied through a filter choke and a couple of capacitors connected to the car's generator.

Although you can't buy an electrostatic oil filter for your car just yet, the time may not be too distant when they'll be installed in every new car rolling down the production lines. In fact, the day may come when a service station attendant will lift the hood and remark, "But, sir! This car has a non-electronic oil filter!"



IF YOU'RE one of the many experimenters who have large stocks of used electrolytic capacitors in storage, you know that such units often break down as soon as they are again placed in service. These capacitors aren't cheap, and you can avoid wasting them by using this efficient automatic restorer. Costing less than \$16.00 to build, the device will give the most senile electrolytic in your spare parts box a new lease on life.


Inside the Electrolytic. Most electrolytic capacitors contain two sheets of thin aluminum foil which are held apart by a layer of electrolyte-impregnated paper or gauze separators and rolled into a cylinder. Each of these sheets is connected to one of the capacitor's pigtail leads, and the positive foil is coated with an insulating (dielectric) film of aluminum oxide. The thickness of this film, which is deposited on the side facing the electrolyte, determines the maximum safe working voltage of the capacitor.

When the capacitor is in service, the thickness of the dielectric film is adequately maintained by the circuit voltage. In storage, however, time and heat

THE RESTORER

... gives your electrolytics a new lease on life

By H. E. SANDERS, W4CWX



cause the film to deteriorate. Full voltage placed on an electrolytic that has been idle for some time will almost invariably puncture the weakened dielectric, ruining the unit.

It is possible, however, to electrically restore or "form" a deteriorated dielectric film. One standard forming procedure has been to apply a very low voltage to the capacitor, slowly increasing it over a period of an hour or so, until the normal working voltage is reached.

How the Restorer Works. The unit described in this article has been designed to carry out the forming process described above automatically. The capac-

itor itself is made to adjust the speed of forming in accordance with its age and the condition of its oxide film. The progress of the forming is observed on a series of neon lamps.

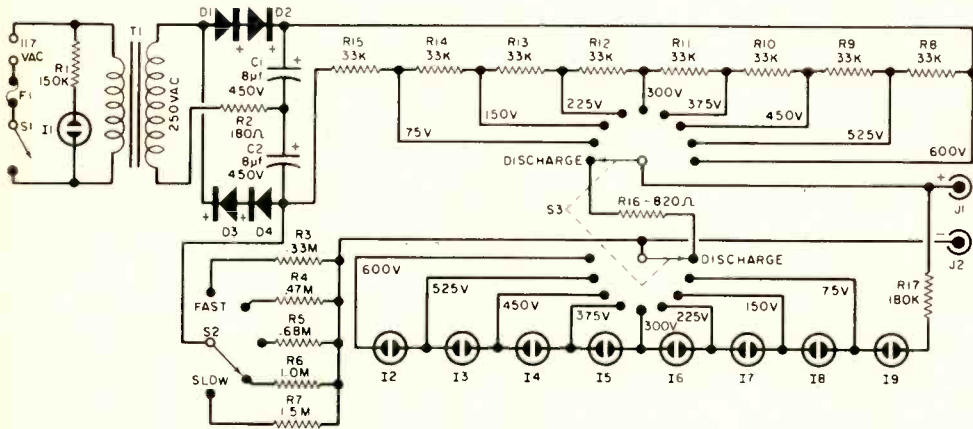
Power for the automatic restorer is provided by transformer *T1* and a voltage-doubling full-wave rectifier circuit consisting of diodes *D1 - D4* and capacitors *C1* and *C2*. Resistor *R2* protects the diodes from damage by excess current. The transformer's primary is connected to the line through a ¼-ampere fuse (*F1*) and a toggle switch (*S1*). Neon lamp *I1*, with its associated dropping resistor (*R1*), serves as an "on-off" indicator.

The approximately 700-volt d.c. output

lamp is connected in series with the original one. Resistor *R17* protects the neon lamps from a current overload.

Voltage applied to the capacitor to be formed, through the series current-limiting resistor (see "Operation" section for appropriate voltage and resistance settings), divides between the two units as if they were both resistors. Since the unformed capacitor has a very low forward—or insulation—resistance, almost all the voltage is initially dropped across the resistor. The small drop across the capacitor begins the forming process, however, and as the deteriorated electrolytic film is restored, the capacitor's resistance gradually increases.

As the capacitor's resistance becomes



Schematic diagram of the "Restorer." Switch *S3* taps the power supply's voltage divider, selecting the "forming" voltage, and also controls the indicating lamp circuit. Switch *S2* inserts the proper current-limiting resistor.

of the power supply is dropped across a voltage divider made up of resistors *R8* through *R15*. The voltage drop across each of these resistors is on the order of 90 volts. One section of switch *S3* taps the voltage divider, determining the multiple of 90 volts which will be applied (through a series current-limiting resistor) to the capacitor being formed. The current-limiting resistor to be used (*R3*, *R4*, *R5*, *R6* or *R7*) is selected by switch *S2*.

The other section of *S3* controls the automatic indicator circuit. In the lowest-voltage position of this switch, neon lamp *I9* is connected across the capacitor being formed. For each successively higher position of *S3*, an additional neon

greater, a larger proportion of the voltage is dropped across it. When the voltage across the capacitor has risen to the value at which *S3* is set, the lamp (or lamps) associated with that position of *S3* will fire—indicating that the forming is complete. Switch *S3* is calibrated in 75-volt intervals because the NE-2 neon lamps used at *I2 - I9* fire at 75 volts each.

Before disconnecting the restored electrolytic, *S3* is turned to the "discharge" position. In this way the capacitor, its charge drained through *R16*, is made safe to handle.

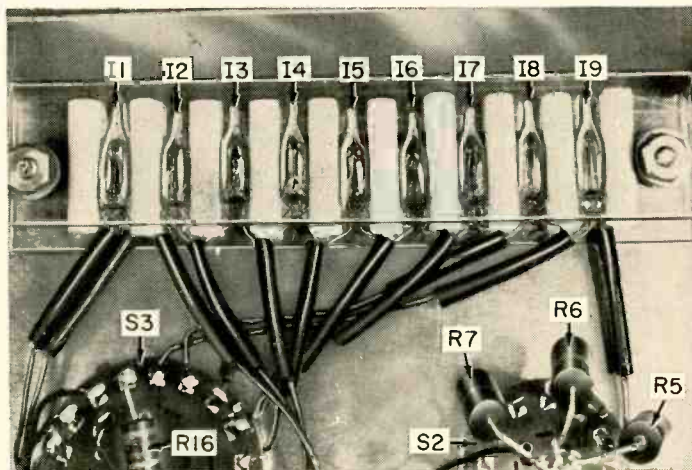
Construction Details. The restorer is built into an 8" x 6" x 3½" aluminum utility box equipped with an "L"-shaped

mounting shelf. The shelf is formed from a 5½" x 4¼" piece of heavy aluminum; make a 90° bend along the long dimension, 1" in from one end. The resulting lip is used to bolt the shelf into the utility box.

Mount transformer *T1* on one side of the shelf and the remainder of the power

switches *S1*, *S2* and *S3*, and the indicating lamps are mounted directly on the box. Before making the front-panel opening for the lamps, construct the lamp holder as described below.

The author made the lamp holder by bending a 2½" x 5½" piece of plexiglass (along its long dimension) into a "U"



Details of the Restorer's lamp holder can be seen clearly in this photo; the author made his holder from a single strip of plexiglass. Use of quick-drying cement keeps lamps and rolled-paper separators in place.

PARTS LIST

C1, C2—8- μ f., 450-volt electrolytic capacitor
D1, D2, D3, D4—400-PIV, 200-ma. silicon rectifier (Sarkes-Tarzian 2F-4 or equivalent)
F1—¼-ampere, 3AG fuse
I1 - I9—Neon lamp (General Electric NE-2 or equivalent)
J1, J2—Banana jack (one red, one black)
R1—150,000-ohm, ½-watt resistor
R2—180-ohm, 1-watt resistor
R3—0.33 megohm
R4—0.47 megohm
R5—0.68 megohm
R6—1.0 megohms
R7—1.5 megohms
R8 - R15—33,000-ohm, 1-watt resistor


R16—820-ohm, 1-watt resistor
R17—180,000-ohm, ½-watt resistor
S1—S.p.s.t. toggle switch
S2—1-pole, 5-position, non-shorting rotary switch
S3—2-pole, 9-position, non-shorting rotary switch
T1—Power transformer; primary, 117 volts; secondary, 250 volts @ 25 ma. (Knight 62 G 008 with filament winding and plate winding CT unused, or equivalent)
1—3" x 6" x 3½" aluminum utility box (Bud CU-3009A or equivalent)
Misc.—Sheet aluminum for shelf, line cord and plug, test leads, terminal board and strips, plexiglass strips, cement, hardware, fuse clip, wire, etc.

supply components (*R2, R8 - R15, D1 - D4, C1* and *C2*) on the other. To facilitate construction, the resistors are wired onto a terminal board; drill two 3/16" ventilation holes in the board below each resistor. The diodes can be mounted on a long terminal strip.

When installing the shelf, position it so that transformer *T1* is inverted, with its weight resting on the bottom of the utility box. Banana plugs *J1* and *J2*,

shape. You can get the same effect, however, by bolting together two 1" x 5½" plexiglass strips, spacing them about ¼" apart. One of the strips, of course, need not be transparent—so you can substitute wood, metal, or any other material you happen to have handy.

The "on-off" indicator lamp (*I1*), as well as voltage indicator lamps *I2 - I9*, are inserted between the strips. Use only new NE-2 lamps; old ones may



The Restorer's "L"-shaped mounting shelf is fastened to the rear of the front panel. Transformer T1, though fastened to the shelf, is really supported by the bottom of the box.

have drawn heavy currents in prior usage, causing them to fire at a voltage which is too low. The NE-2's are separated with $\frac{1}{4}$ "-diameter x 1"-long cylinders made of rolled paper, and both the lamps and cylinders are held in place with quick-drying cement.

When the cement has dried, measure the assembly to determine the proper dimensions for the front-panel opening. The same screws that hold the unit together may be used to fasten it to the front panel.

Operation. Plug a set of test prods into *J1* and *J2*, and clip them to the capacitor to be formed—being sure to observe the polarity. If the polarity is accidentally reversed, no harm will come to the capacitor but forming will not occur.

Switch *S2* selects one of the five possible series current-limiting resistors. Faster forming takes place with the lower resistances, but you'll get a higher quality capacitor with the higher ones. Some high-capacitance units, however, will never complete forming at the higher resistance settings. A little experience will soon show you how to use *S2*, but in general you should stick to the 1.0-megohm setting unless you're in a hurry or the capacitance is too high.

Switch *S3* simply selects the d.c. working voltage marked on the capacitor's shell. All possible voltages, of course,

are not available, and it may occasionally be necessary to select a slightly higher one. A 20% or 30% excess voltage is not harmful.

After setting switches *S2* and *S3* to their proper positions, flick on power switch *S1* and await results. Relatively new capacitors will form in a few minutes; very old ones may take several hours. When the forming is complete, the appropriate indicator lamps will light.

It's not necessary to disconnect the capacitor from the "former" as soon as the lamps light. The voltage across the restored unit will soon drop to a lower level and remain there, even if you wait all day. When you do disconnect it, though, remember to drain its charge first by turning *S3* to the "discharge" position.

Two electrolytics of the same working voltage may be formed at the same time by connecting them in parallel across *J1* and *J2*. A 330,000-ohm, 1-watt resistor should be placed in series with each one, and the .33-ohm position of *S2* should be used. Under these conditions, one of the capacitors should complete forming before the other. When the indicating lamps light, therefore, disconnect the capacitors and reconnect them individually in the normal way. The unit which requires more forming will not relight the indicators.

A NEWCOMER TO HI-FI ASKS POPULAR ELECTRONICS:



“WHAT CAN YOU TELL ME ABOUT RECORD PLAYERS?”

By **RICHARD A. FLANAGAN**
Associate Editor

The most important thing to keep in mind about “record players” is that they are made in a wide variety of types and styles, including automatic changers, manual players, and some interesting hybrids. Choosing the “right” player for a stereo system involves much more than simply satisfying your eye and your pocketbook. The “right” player for your system is the one that will give you exactly what you want out of it. And the best way to go about selecting it is to know precisely what you are looking for before starting your search.

Just what is the function of a record player in a hi-fi system?

A record player is simply one link in the proverbial “chain” that comprises a sound-reproducing setup. In simplest terms, it consists of four parts—a motor to revolve a turntable, a turntable to hold and revolve the record, a stylus and cartridge assembly to convert the modu-

lations on the record into electrical energy, and a tone arm to hold the cartridge and allow it to move freely across the record.

Isn't a manual player better than an automatic changer for most purposes?

No, since the whole matter hinges on your criteria for judging. Generally



Typical of the fully automatic record changers is the Lesa CD2/21. A four-speed, jam-proof player wired for both mono and stereo, the CD2/21 features a heavy-duty 4-pole motor and automatic intermixing of records of varying sizes. Supplied with a universal-type plug-in head, it sells for \$44.50.

speaking, the audiophile who is primarily interested in listening to popular and light classical selections will find an automatic changer more to his liking. The reason is self-evident: loaded with a stack of 33 1/3-rpm long-playing records, a record changer will play for hours, completely unattended.

On the other hand, the person whose tastes run toward symphonies, operas, Broadway shows, and similar "long" types of program material will no doubt prefer a manual-type player. This way,



he can play both sides of his records in their proper sequence, and he has the assurance that he's giving his records the best of treatment, too.

That sounds as though a manual player is the best choice from the point of view of record wear. Is this true?

To some extent, yes. It's really not fair to underestimate record changers, though. They've been around for a long time, and the manufacturers have come up with some pretty ingenious mechanisms which make for both foolproof operation and longer record life. Even so, a changer will usually require a heavier stylus force than a manual player, since it is actually the stylus that is responsible for tripping the reject mechanism at the end of a record.

Another matter to keep in mind is what audio engineers call the "angle of incidence." This is the angle at which the stylus strikes the record, and only one such angle is "ideal." In the case of a changer, this angle will vary with the number of records on the turntable—the stylus will necessarily be at a different angle to the record it is playing when there are five records on the turntable instead of one.

Furthermore, turntable speed variations are more common with a changer than with a manual player, since the motor is being called on to do more than simply revolve the record. In fact, flutter, wow, and rumble are all potentially

Among the more versatile hybrids is the Miracord "Studio" series with plug-in cartridges (see photo below). Equipped with a 7-lb, non-ferrous, machined turntable, the Studio player functions either as an automatic turntable or as a record changer. It is priced at \$79.95 with heavy-duty 4-pole motor, \$99.50 with hysteresis synchronous motor.



more troublesome with a changer than with a good manual player.

Exactly what is the difference between flutter, wow, and rumble?

There is actually quite a big difference between these characteristics, although all of them are undesirable and contribute to poor fidelity and listening fatigue.

Before we consider them separately, however, keep in mind that it takes a top-quality motor to do a good job in any type of record player, and that most quality machines use either a 4-pole induction motor or one of the hysteresis-synchronous types. Remember, too, that producing a good turntable platter isn't an easy task. In fact, the more expensive turntables are carefully cast, then painstakingly machined to remove any possible cause of eccentricity.

"Flutter" is nothing more than a rapid wavering in the speed of the turntable as it revolves, and it usually results from inadequacies in the motor itself or in the drive mechanism between the motor and the turntable. "Wow" is the term given to any turntable speed variations which are slow enough to change the pitch of a tone perceptibly; it ordinarily stems from poor construction of the turntable platter itself or the turntable suspension system. "Rumble" is a series of low-frequency vibrations transmitted from the motor to the cartridge; it can result from any number of causes, chief of which is poor mechanical construction of the player and improper suspension of the motor.

One good way to keep the three terms straight is to look at them this way: *wow* is a "slow" form of *flutter*, and both are audible only as effects on program material; *rumble* is a distinct sound in itself and is the only one of the three that can be heard even in the absence of programing.

Isn't there some way to check on flutter, wow, and rumble before purchasing a record player?

Definitely. A good "ear" can detect wow and flutter on almost any form of program material, but your best bet is to play a record of piano music. The



The Thorens TD-184, a semi-automatic record player, features "diplomatic" operation: one dialing motion selects 7", 10", or 12" record size, starts the motor, and brings the pickup into the first record groove. Priced at \$75.00, this unit is shown on our front cover. The turntable platter was removed to show the combination belt and idler drive.

average listener is apt to miss speed fluctuations on orchestral or other forms of ensemble playing, but a sustained tone on a piano really shows up this defect. Rumble can be heard by turning up the volume or loudness and bass controls on the amplifier, but the tone is very low pitched and is therefore most disturbing only on speaker systems fully capable of reproducing it.

Another way of tackling the wow and flutter problem is to view the operation of the changer or manual player with a "strobe disc" on the turntable. Changes in rotational speed will be evident as variations in the location of the "stationary lines."

But if wow and flutter are both negligible, can you be sure that the turntable is really revolving at the desired speed— $33\frac{1}{3}$ rpm, say?

Not necessarily. Lack of flutter and wow has nothing to do with the overall rotational speed of the turntable. In most cases, however, the actual rotational speed will be close enough to the proper speed for practical purposes; and



Professional "transcription type" turntables such as the Garrard 301 are supplied without tone arm (an ESL S-2000 is pictured here) and are intended for custom installations. A three-speed unit with variable eddy-current control for each speed, the 301 employs a 6-lb aluminum turntable and a heavy-duty four-pole motor; a built-in pressure lubricating system insures continuous lubrication at all times. Price, \$89.00.

these adjustments are rather "tricky" and could make the player sound worse instead of better by introducing excessive wow and flutter.

Players with hysteresis-synchronous motors usually do not require a speed variation control since the motor's speed is determined by the 60-cycle a.c. power line frequency. Hysteresis motors are more expensive to manufacture, and this additional cost is reflected in the

difference in the purchase price between players with 4-pole motors and hysteresis motors.

Is there any possibility of a record player introducing hum into a stereo system?

Yes, although this shouldn't be a serious problem in any player of proper design. Inadequate shielding of the cartridge or of the leads from the cartridge may result in excessive hum pickup.

Just how important is the use of a good record player in a stereo system?

Since it is the first link in the sound-reproducing "chain," its importance cannot be minimized—obviously, the preamplifiers, amplifiers, and speakers in the system can be expected to do no more than faithfully reproduce the signal the record player supplies.

While some of the more inexpensive players are easy on the pocketbook, they may prove "false economy" in the long run. A poorly designed record player (even when used with a fine cartridge) can introduce distortion. Equally important, it could damage valuable records. Therefore, if you value your records and are looking for the best in sound, it's wise to purchase the finest player you can afford. —30—

few people possess a feeling for "absolute pitch" anyway.

Some record players with 4-pole motors feature a special knob for adjusting turntable speed within small limits. This means that a recording can actually be brought precisely on pitch in order to satisfy the demands of a professional musician or other extra-critical listener as well as to accompany live musical instruments.

Since the more inexpensive players seldom incorporate such a feature, it's best to give some thought to this point before selecting a record player. It is possible to mechanically alter the size of the drive pulley or the intermediate drive wheel on most players, of course, but



BLOOD VOLUME in a patient's body can now be determined rapidly, repeatedly, and with greater precision than previously possible, with an automatic device Atomium Corporation physicists helped develop. The "Volemetron" works on the following principle: a doctor injects into the blood stream a measured amount of human blood protein "tagged" with a small amount of radioactive iodine. Ten minutes later, when the protein is mixed thoroughly in the patient's circulation, a blood sample is taken, and its radioactivity measured. The amount of dilution of the tagged protein indicates the blood volume diluting it. During an operation, the "Volemetron" may prove invaluable in determining blood loss. Particularly important for patients with heart ailments, it will help prevent the possible disastrous consequences of under- or over-transfusion.



BOUNCING EGG—An egg embedded in a flexible silicone compound developed by General Electric makes an unbreakable bouncing toy for the youngster at left. The silicone compound was developed to protect delicate electronic parts in missiles and space vehicles from severe shock and vibration. Easy to use, it is poured around whole pieces of electronic circuitry and allowed to set to a flexible solid, forming a thick protective wall around the parts. It also serves to shield components from moisture and contaminants. Good news for our astronauts and egg wholesalers!



TRANSPARENT STEEL—Thanks to the cooperation of two industries, this fall's color TV picture tubes will use an improved steel "see-through" shadow mask. Rolled to 6/1000 of an inch thick by U. S. Steel's American Steel and Wire Division, the 21"-diameter steel disc is put through a special etching process by the Buckbee Mears Company, a photoengraving firm in St. Paul, Minn. Transparency is achieved by automatically etching exactly 441,222 perfect holes correctly spaced in the paper thin steel. Result: when the hero of a TV Western rides off into a colorful sunset, you can easily distinguish him from the view.



BEEP BEEP!—Is the Mrs. all set for a shopping spree? Well, SPARKY, the all-electric urban runabout, might be just the car for her to hit the highways with. Designed by Marnie C. Averitt, one of the six winners of the Aluminum Company of America Student Design Merit Awards for 1961, SPARKY can speed along at 30 mph powered by an electric motor. Batteries provide a 60-mile range between charges; a built-in battery charger plugs into any power outlet, permitting full charge in eight hours and half charge in two hours. SPARKY employs three driver controls: aircraft-type steering bar (providing necessary torque for unpowered steering, quick response for maneuverability), accelerator, and brake. When the accelerator is pressed, SPARKY starts up, and the hydraulic brake stops it—there's no waste of power. Mileage (miles/kilowatt) is high if you don't blow the horn.

MIKES FROM LAMP SOCKETS

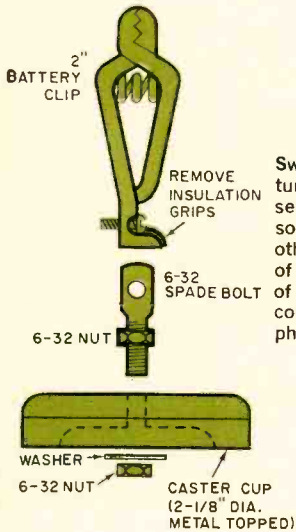
By ART TRAUFFER



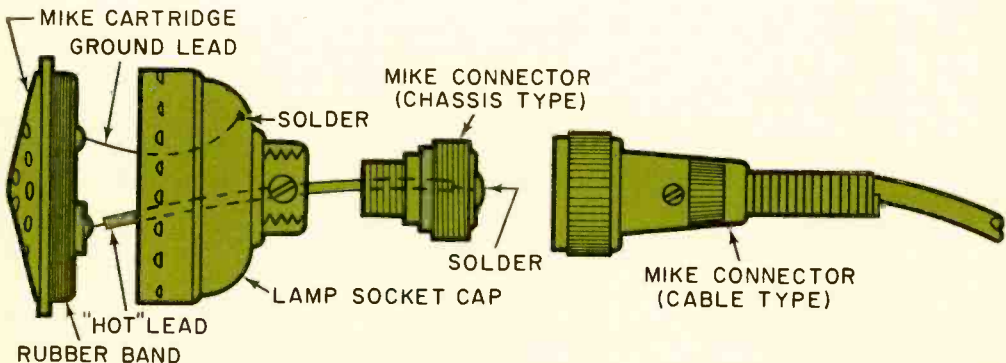
THE VARIETY OF inexpensive microphone cartridges now on the market is a challenge to the experimenter's ingenuity. Many of them are sensitive units with good frequency response. Mount one in an appropriate housing and you'll have a useful microphone at little cost.

The author has found that the metal enclosure from an old lamp socket makes an almost ideal housing. Its dimensions are just about right and the threaded mounting collar will accept a chassis-type mike connector. Illustrated here are three designs for lamp-socket microphones.

Swivel Desk Mike. Just the cap of a lamp socket enclosure was used as the basis for the handy desk mike shown on this page. A Lafayette MS-108 crystal cartridge (with a rubber band slipped around it to provide a cushioned press-fit) mounts neatly in the 1½"-diameter mouth. The cartridge's ground lead is soldered to the interior of the cap and



Swivel desk mike pictured above is assembled from a lamp socket cap plus a few other common pieces of hardware. Diagram of stand is at left; construction of microphone is shown below.



the "hot" lead brought out to a mike connector (Amphenol 75-PC1M) screwed into the cap's mounting collar.

The base is made from a 2 1/8"-diameter metal-and-rubber caster cup. A 6-32 spade bolt fastened to the cup serves as a swivel mount for a 2" battery clip. The clip, in turn, is clamped to the mike's cable connector.

Desk or Floor Mike. A complete enclosure (with socket and switch removed) houses the mike at right, top. The cartridge used here is a Western Electric magnetic unit (Model MC-253-A), cemented into the front opening of the enclosure. Any cartridge that will fit can be used, of course, and there's even room for a subminiature impedance-matching transformer if necessary.

A threaded retaining ring (removed from a cable connector) is soldered to the side of the enclosure to act as a socket for a standard desk or floor stand. Refer to the swivel desk mike diagram for wiring and connector installation.

Hand Mike with Switch. In the hand mike shown directly at right, the socket switch was left in place for use as a microphone control. The threaded lamp holder is removed from the switch assembly and the cartridge ground lead soldered to one of its mounting screws (an ohmmeter check should be made to see which one connects to a terminal screw). The "hot" lead is soldered to the old center lamp contact.

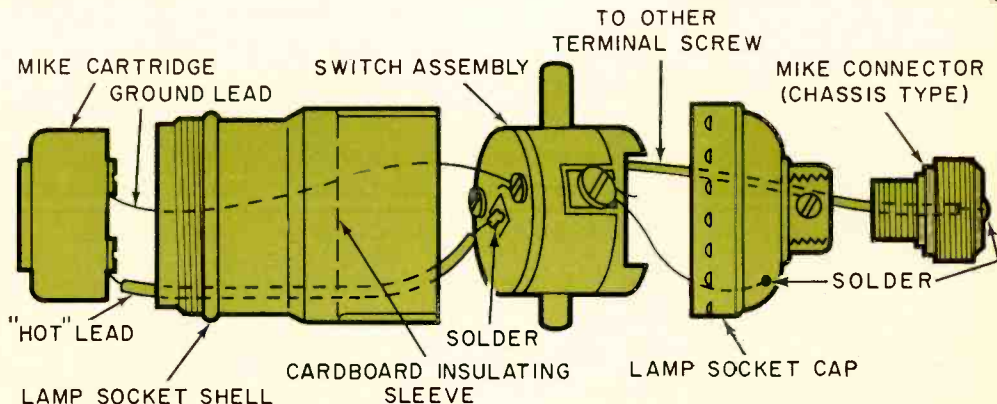
Other wiring and construction details for the hand mike are given in the diagram below. Be sure to use the original cardboard insulating sleeve (cut down so that it just fits the switch) to prevent the screw terminals from shorting to the enclosure.



Desk or floor stand model utilizes a complete lamp socket enclosure. Retaining ring from cable connector is soldered on to serve as socket for microphone stand.



Hand mike below, a variation of the unit above, is turned on and off by original lamp-socket switch. See construction details at bottom of page.



On the Citizens Band



By **DICK STRIPPEL**, 2W1452

THE Citizens Radio League of Northlake, Ill., was recently honored by the Boy Scouts of America for its service during the Scouts' annual Canoe Marathon. Mobile CRL units covered the 18-mile route of the race on the Des Plaines River in which more than 200 canoes participated.

One CB unit was in a canoe, covering the entire route, while automobile units parked near the river or on bridges which crossed it. A mobile unit equipped to give first aid for participants and spectators was called upon several times.

In recognition of their outstanding work, the Boy Scouts presented the CRL with a plaque acknowledging the services rendered.



The inscribed plaque at right was presented to Joe Perry, 18W5527, CRL chairman, by Ralph Freese (left, above), and Harry Weissinger (right, above), of the Boy Scouts.



New CB "Station." A newcomer to the CB field, the Sampson Company Electronics Division, Chicago 8, Ill., is producing a Citizens Band "radio station" consisting of three to six components. The receiver is 11" x 6" x 7 $\frac{1}{4}$ " and boasts extremely high sensitivity and se-



lectivity. The transmitter, housed in a similar-sized cabinet, has a *pi-net* output, a full five-watt input, and a metering and modulation percentage indicator. It also uses a separate oscillator and final amplifier—no dual tube here.

An external loudspeaker is used with

the receiver. Accessories include an external transmitter crystal selector which adds another 12 "rocks" to the 10 already there, an r.f. output meter, and a field strength meter. Since the "station" costs more than \$300 with all six components, it's designed for the commercial user.

Transceiver Workout. We recently had a chance to give the General Radiotelephone MC-4 transceiver a workout. From our rather poor location, down in a valley, we were able to hear ground-wave signals from a good 25 miles away. In transmitting, we found that the unit put out better than 2 $\frac{1}{2}$ watts, as measured by lab-quality gear, into our Marconi antenna (grounded $\frac{1}{4}$ -wave vertical).

The selectivity of the receiver is such that you actually have to retune slightly

(Continued on page 108)

ELECTRONIC

Do-

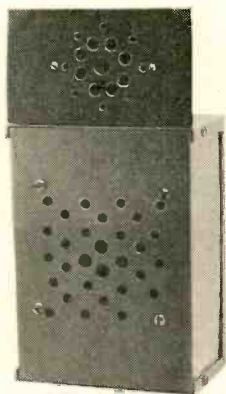
Re-

Mi



*Liven up your parties and startle
your friends with this portable,
remote-controlled tonemaker*

By MARTIN H. PATRICK



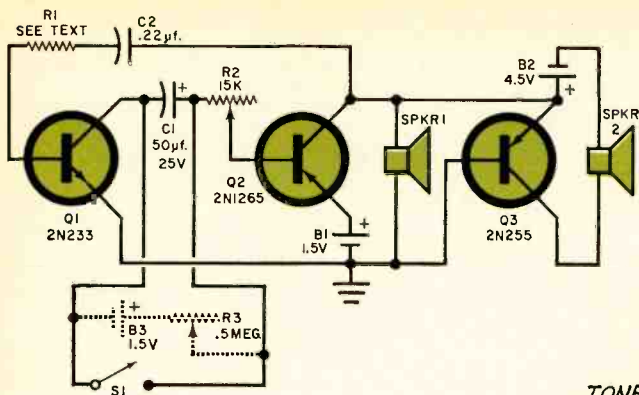
YOU CAN USE this simple gadget to provide novel effects for parties or games, to replace your conventional door-bell, or . . . you name it! Three inexpensive transistors and a minimum of other parts produce and amplify a series of rising tones closely resembling a musical scale. The "Do-Re-Mi" unit, which is remotely controlled by a simple push-button switch, operates from its own self-contained batteries and can be carried anywhere.

About the Circuit. An *npn* and a *pnp* transistor (*Q1* and *Q2*) are used in a multivibrator circuit so arranged that transistor *Q2* normally remains cut off due to a biasing charge developed on capacitor *C1*. When the bias is removed by shorting *C1* with bell-button switch *S1*, the circuit oscillates—producing from one to six tones (depending on the setting of *Tone Adjust* potentiometer *R2*) of successively higher frequency.

A 16-ohm, $2\frac{3}{4}$ " PM speaker (*SPKR 1*) makes the tones audible and also serves as a collector load for transistor *Q2*. The tone sequence ends when *C1* again acquires a full charge, cutting off transistor *Q2* and stopping the oscillations.

Power for the transistorized multivibrator circuit is supplied by battery *B1*, a 1½-volt "D" cell. Although current is always being drawn from *B1*, even when the circuit is not oscillating, battery life is quite long. During "quiet" periods, current drain is caused primarily by transistor leakage and is on the order of 0.2 milliampere.


If desired, an optional duration control circuit (shown dotted in the



The "Do-Re-Mi" circuit, though unusual, is quite simple. Potentiometer R2 determines number of tones produced; R3 varies length of intervals (see optional, dotted section of diagram).

PARTS LIST

- B1—1½-volt flashlight cell (Burgess Type 2 or equivalent)
- B2—Three 1½-volt penlight cells in series (three Burgess Type Z or equivalent)
- *B3—1½-volt flashlight cell (Burgess Type 2 or equivalent)
- C1—50-µf., 25-volt electrolytic capacitor
- C2—0.22-µf., 100-volt Mylar or paper capacitor
- Q1—2N233 transistor
- Q2—2N1265 transistor
- Q3—2N255 transistor
- R1—½-watt resistor—see text
- R2—15,000-ohm potentiometer
- *R3—0.5-megohm potentiometer
- S1—S.p.s.t. push-button switch (doorbell type)
- SPKR 1—16-ohm, 2¾" PM speaker (Cairad PM2.75 or equivalent)
- SPKR 2—3- to 4-ohm, 4" PM speaker (Lafayette SK-25 or equivalent)
- 1—7" x 5" x 3" aluminum utility box (Bud CU-3008A or equivalent)
- 1—1" x 3½" x 4" open-end aluminum chassis (Bud CB-1617 or equivalent)
- Misc.—Transistor sockets, perforated board, battery holders, hardware, etc.
- *For optional duration control circuit



Mount the 16-ohm speaker (SPKR 1) on top of the box to prevent excess cone damping. Potentiometer R2 is just behind it, and twisted cable at left runs to the push-button switch.

schematic diagram) may be added. Adjusting potentiometer R3 changes the time constant in the circuit between the collector of Q1 and the base of Q2, varying the length of the tone intervals.

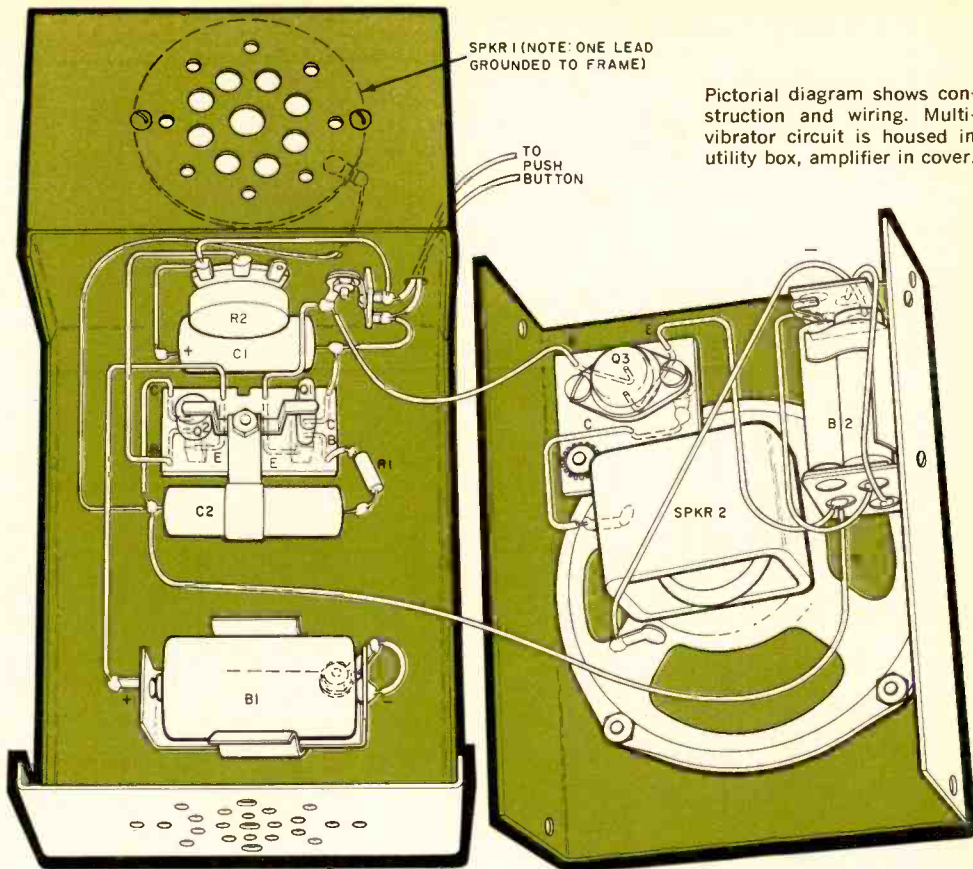
The sound from SPKR 1 is not very loud, and to augment it, the author added an amplifying stage consisting of transistor Q3 and a 3-4 ohm, 4" PM speaker (SPKR 2). This stage raises the volume to a comfortable level, but note that SPKR 1 must remain in the circuit since it is necessary for the proper operation of the multivibrator.

Power for the amplifying stage comes from a separate 4½-volt battery (B2)

consisting of three standard 1½-volt penlight cells in series. The drain on this battery during resting periods is also only about 0.2 ma.

Construction. All of the parts, except for SPKR 1, are housed in a 7" x 5" x 3" utility box. Excess damping of the cone of this speaker would interfere with the operation of the multivibrator circuit and spoil the tone effect. The author, therefore, mounted SPKR 1 on top of the box, using a specially made 3" x 5" plate (you may want to use a standard 1" x 3½" x 4" open-end aluminum chassis). In this way, the back of the speaker is left exposed, and a series of holes drilled in the plate give the front of the cone access to the air.

Mount SPKR 2, along with transistor Q3 and battery B2, on the box cover. The penlight cells making up B2 are held in a commercial battery holder; transistor Q3 is screwed to a 1½" x 1¾"



Pictorial diagram shows construction and wiring. Multi-vibrator circuit is housed in utility box, amplifier in cover.

piece of perforated board which, in turn, is secured under one of *SPKR 2*'s mounting nuts. Drill a series of holes in the cover in front of *SPKR 2*.

The rest of the components, which make up the multivibrator circuit itself, are located in the box proper. Battery *B1*, like *B2*, is held in a commercial holder. The sockets for transistors *Q1* and *Q2* are mounted on a $1\frac{5}{8}'' \times \frac{7}{8}''$ piece of perforated board screwed down through a hole drilled in its center (use a $\frac{5}{16}''$ spacer to keep the bottoms of the sockets from being forced up against the box). The author used the same screw to secure homemade clamps for the transistors and capacitor *C2*.

Bring the push-button leads and the wire to *SPKR 1* out through two holes drilled in the top of the box.

Final Steps. Since the response of the circuit will vary according to the transistors used for *Q1* and *Q2* and the type

of speaker used for *SPKR 1*, the value of resistor *R1* must be selected by experiment.

Complete the wiring temporarily, substituting a 5000 - 20,000-ohm potentiometer for *R1*, and install the batteries. Then experiment with different settings of the temporary potentiometer and potentiometer *R2* until you hear one or more notes from the speaker when you press push-button switch *S1*. At the final adjustment of the temporary potentiometer, from one to six well-spaced tones (depending on the setting of *R2*) should be heard each time the switch button is pressed.

The temporary potentiometer is then disconnected and its resistance measured with an ohmmeter. Wire in a $\frac{1}{2}$ -watt resistor of the measured value (in the author's unit it turned out to be 1000 ohms) for *R1*, and your electronic "Do-Re-Mi" will be ready to use. -30-

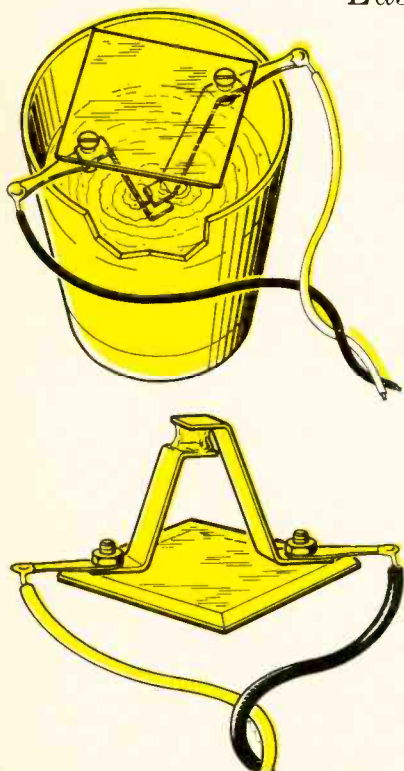


SALT WATER POWERS ONE-TRANSISTOR RADIO

Easy-to-build AM radio

costs nothing to operate

By **LEE MARTIN**



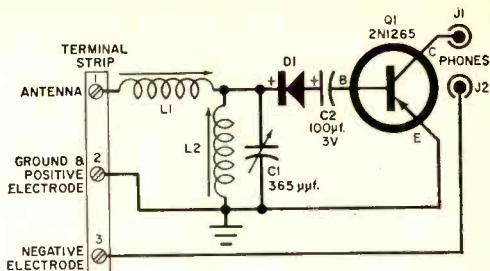
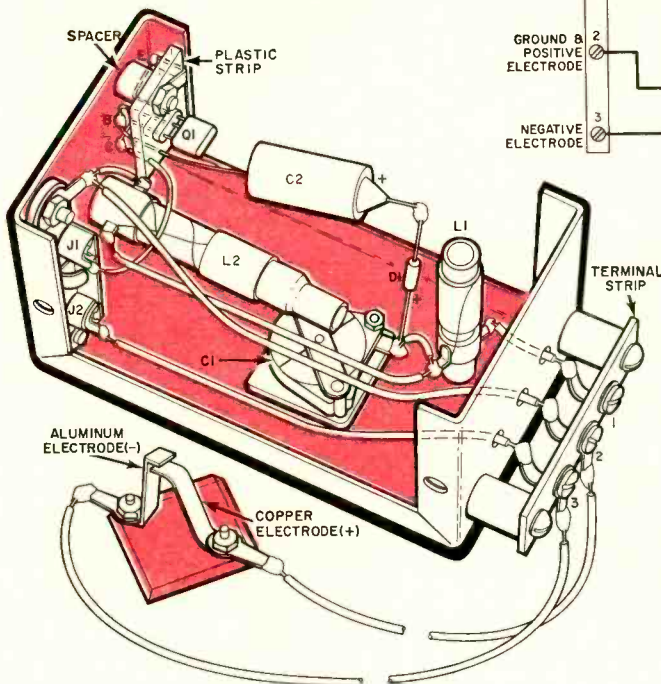
A copper-aluminum cell, using salt water as an electrolyte, supplies current for Q1. Electrodes are dipped in a glass of salt water (top drawing) or a drop of the liquid is placed between them (bottom).

IF YOU LIKE to build small crystal radios, here's one with a new twist. Though this crystal set has a stage of transistor amplification, you'll never have to buy a battery for it. A drop of salt water placed between two metal electrodes supplies the power and, with occasional replenishment, will operate the radio as long as you want to listen to it.

The circuit, which uses two r.f. coils ($L1$ and $L2$) for better selectivity, employs a simple crystal diode detector ($D1$). Coil $L2$ is tuned by a miniature $365\text{-}\mu\text{mf.}$ variable capacitor ($C1$). Output of the detector is coupled to the base of transistor $Q1$ through capacitor $C2$. This transistor serves as an audio amplifier and its output is coupled directly to a set of headphones through jacks $J1$ and $J2$. Antenna, ground, and power connections are made through a three-lug terminal strip.

The operating current for transistor $Q1$ comes from a copper-aluminum cell which uses salt water as an electrolyte. The copper electrode is positive, the aluminum electrode negative. Enough

Note simplicity of circuit in schematic at right. Coils L1 and L2 are mounted at right angles to each other to prevent coupling (see pictorial below).



PARTS LIST

- C1—365- μ f. miniature variable capacitor (Lafayette MS-445 or equivalent)
- C2—100- μ ., 3-volt electrolytic capacitor (Cornell-Dubilier NLW 100-3 or equivalent)
- D1—1N34A diode (or any other general-purpose unit)
- J1, J2—Tip jack
- L1, L2—Antenna loopstick (Superev VL or equivalent)
- Q1—2N1265 transistor
- 1—4" x 2 $\frac{1}{4}$ " x 2 $\frac{1}{4}$ " aluminum utility box (Bud CU-3003A or equivalent)
- Misc.—Scrap plastic, transistor socket, copper and aluminum strips, headset, terminal strip

current is supplied by the cell to drive Q1 at almost its peak power.

Construction of the salt-water radio is quite simple. The parts are housed in a standard 4" x 2 $\frac{1}{4}$ " x 2 $\frac{1}{4}$ " aluminum utility box and mounted approximately as shown in the pictorial. Coils L1 and L2 are positioned at right angles to each other, preventing coupling between the two units. The author mounted both the terminal strip and the plastic strip supporting Q1's socket on spacers to leave clearance for the lugs.

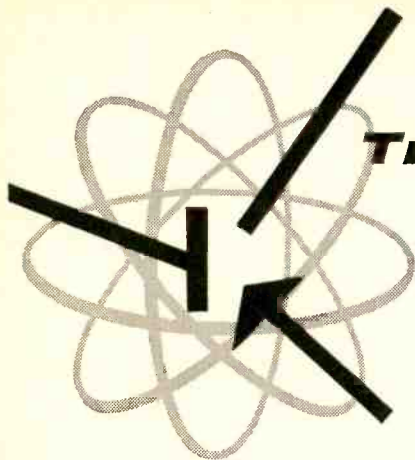
To put the cell together, you'll need a plastic base about 1" square and two 1 $\frac{3}{8}$ " x $\frac{3}{8}$ " electrodes (one copper, one aluminum). Just screw each electrode to a corner of the base and bend it as shown in the pictorial. When you're through, the gap between the electrodes should be about $\frac{1}{8}$ ". Connections to the cell are made via solder lugs placed under the electrode nuts.

To operate the set, first connect the headphones, ground, cell electrodes, and a good antenna. A drop of salt water should now be placed in the gap between

the two cell electrodes, making sure that both electrodes are in contact with the water. If the set is to be used for long periods of time, you might prefer to support the cell, upside down, on the lip of a glass of salt water, immersing the electrodes in the liquid.

Next, move coil L2's slug almost all the way in and turn variable capacitor C1 to the point where you hear a station. When this has been done, adjust the slug of coil L1 for maximum volume. Returning to L2, adjust its slug so that a maximum number of stations are included in the tuning range of C1. The adjustment of both of these coils is relatively permanent; coil L1, however, should be retuned if you switch to a different antenna.

Other electrolytes besides salt water will operate the cell—the juice of a citrus fruit, for example, or even saliva. The radio, of course, may also be powered in the conventional way; just connect a single flashlight battery in place of the salt-water cell, being sure to observe the proper polarity.



Transistor Topics

By LOU GARNER

OUR COLLEAGUE, Richard Flanagan, stirred up an enormous amount of interest with his article on "Transistors in Hi-Fi" (POPULAR ELECTRONICS, July, 1961, p. 65). A number of readers have asked for further information on transistorized hi-fi circuit designs, and several have written of their personal experiences with "home-brew" circuits. Inquiries have been divided about equally between dyed-in-the-wool audiophiles and transistor experimenters who consider audio circuits (whether hi-fi or not) as just another facet of their work.

Such interest is not too surprising when one compares the Model S-15 stereo amplifier (Fig. 1) that Dick mentioned in his article with vacuum-tube units having similar performance specifications. Manufactured by Transis-Tronics, Inc., 1601 Olympic Blvd., Santa Monica, Calif., the S-15 measures only 2" x 10 $\frac{1}{8}$ " x 8 $\frac{1}{2}$ " overall and weighs

less than 8 pounds. This is considerably smaller than even many tube-operated *preamps*, yet the instrument includes two complete amplifier channels—from preamps to power output stages—plus a power supply.

The S-15's small size and light weight are made possible in part by the use of transistors and in part by a circuit design which eliminates the need for bulky output transformers, a large power transformer, and heavy-duty filter chokes.

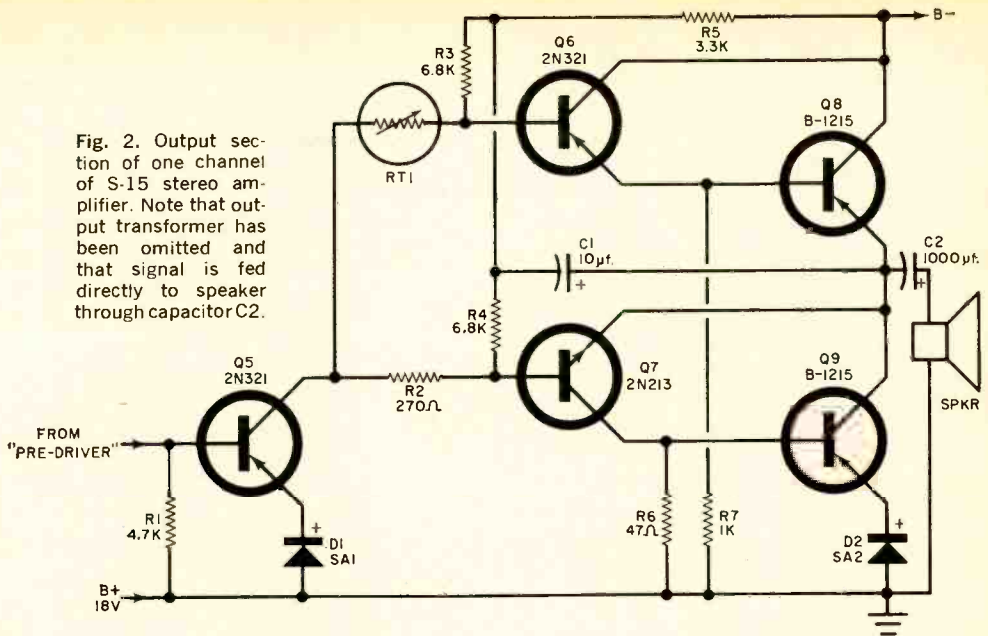
To review the circuit briefly, nine transistors are used in each channel, and both *npn* and *pnp* types are employed. Two transistors appear in the phonograph preamplifier, and a multi-position selector switch permits a choice of the preamp's output or any of several auxiliary inputs. From here, the selected signal is coupled through the volume- and tone-control networks to the first amplifier stage, a *pnp* transistor in the common-emitter arrangement. The output from this stage is capacitively-coupled to the "pre-driver" stage, which in turn is direct-coupled to the transformerless output section.

Five transistors are used in this section, including a driver stage, *Q5*, and four units, *Q6*, *Q7*, *Q8*, and *Q9*, wired as a modified complementary-symmetry, direct-coupled power amplifier. This type



Fig. 1. All-transistor S-15 stereo amplifier manufactured by Transis-Tronics, Inc.

Fig. 2. Output section of one channel of S-15 stereo amplifier. Note that output transformer has been omitted and that signal is fed directly to speaker through capacitor C2.



of circuit differs from more familiar arrangements in that it has a single-ended input and single-ended push-pull output.

A simplified schematic diagram of the output section is given in Fig. 2. Although this circuit appears rather complex at first glance, its operation is relatively easy to follow. Let's assume that the fixed biases and transistor characteristics are such that Q8's and Q9's collector currents are normally equal. Suppose, now, that Q5's instantaneous base bias is shifted in a *positive-going* direction by the amplified signal delivered by the pre-driver stage. Since Q5 is a *pn*p type, a shift of base bias in a positive direction increases its effective emitter-to-collector impedance. This, in turn, shifts the base biases applied to Q6 and Q7 in a *negative-going* direction.

Transistors Q6 and Q7 are complementary types and hence react oppositely to a negative shift in base bias. Since Q6 is a *pn*p unit, its emitter-to-collector impedance decreases, applying a greater negative bias to Q8, and causing a corresponding increase in Q8's collector current. At the same time, Q7's emitter-to-collector impedance increases, since it is an *np*n type. This reduces Q9's negative bias and causes a corresponding drop in Q9's collector current. A similar, but opposite, action takes place when a

negative-going signal is applied to Q5's base, with the result that Q8's collector current decreases and Q9's increases.

By this time, it should be evident that Q8's collector current increases and then decreases on alternate half-cycles of the amplified audio signal. Transistor Q9's collector current changes at the same time, but in the opposite direction. The instantaneous *difference* between the transistors' collector currents, appearing at their common connection point (Q8's emitter and Q9's collector), becomes the amplified output signal, and is coupled through d.c. blocking capacitor C2 to the load, a speaker voice coil.

Since Q8 and Q9 are power transistors, and hence low-impedance devices, load impedance is not critical. Thus, there is no danger of breakdown if the amplifier is operated without a load, and reasonably good results can be obtained with 4-, 8-, or 16-ohm speakers, without a tapped output transformer.

Reader's Circuit. Experimental circuits needn't be complicated to be interesting. Reader David Schmidt (2231 Brushmore Circle N. W., North Canton 20, Ohio), a student at the Middlebranch Junior High School, proved this point by winning a "Superior Rating" award at a district science fair with an extremely simple transistorized instru-

(Continued on page 112)

ELECTRONIC

You don't need a gold-leaf electroscope to carry this simple vacuum-tube unit works just as well,

MOST DEMONSTRATIONS or experiments dealing with static electricity require an electroscope to indicate the presence of small amounts of positive or negative charge. In laboratories, gold-leaf electroscopes are commonly used, but these may be too delicate and costly for the average home experimenter. The electronic electroscope described here, however, is not only rugged and inexpensive (under \$7.00), but is as sensitive as a gold-leaf electroscope. Needing only a few parts, it can be built in about an hour.


The electroscope fits easily on a standard 2" x 6" x 4" chassis. The detector disc, a 5"-diameter copper or steel plate with a $\frac{3}{8}$ " hole drilled through its center, fits over the grid cap of a 6J7 tube (V1) and is soldered in place. Neon lamp *II* is held in a $\frac{3}{8}$ " rubber grommet mounted on the chassis.

The 6J7 is effectively connected as a triode and the neon lamp is placed in series with its plate lead. The tube's plate supply is unrectified a.c. taken from the high-voltage secondary of transformer *T1*, and the control grid is connected directly to the detector disc.

When the unit is turned on, a certain amount of plate current will flow and *II* will light. If a positively charged object is brought near the disc, the grid of the tube becomes positive and the plate current increases—increasing the brightness of *II*. Conversely, a negatively charged object will cause *II* to dim or go out because it charges the grid negatively, reducing or cutting off the plate current.

To try out the electroscope, use a glass rod which has been rubbed with silk to supply the positive charge. A piece of rubber which has been rubbed with wool or fur makes a good negatively charged object. You'll find that the electroscope will respond to the presence of a charge placed several feet from the pickup disc.

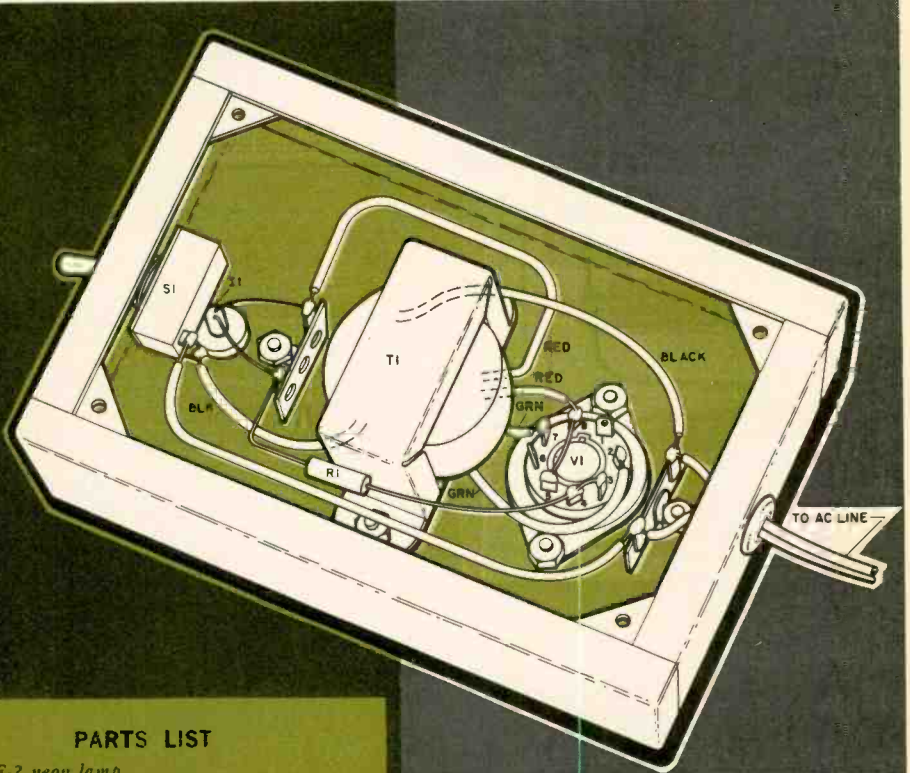
—30—



ELECTROSCOPE


out those static electricity experiments or demonstrations;
costs less than \$7.00 to build.

By RONALD WILENSKY




PARTS LIST

- I1—NE-2 neon lamp
- R1—47,000-ohm, 1-watt resistor
- S1—S.p.s.t. toggle switch
- T1—Power transformer; primary, 117 volts; secondaries, 125 volts @ 15 ma., 6.3 volts @ 0.6 amp. (Stancor PS-8415, Knight 61 G 410, or equivalent)
- V1—6J7 tube
- 1—2" x 6" x 4" chassis (Bud AC-431 or equivalent)
- Misc.—Copper or steel plate for detector disc, octal socket, grommets, terminal strips



Completed unit (left) uses few parts, yet detects the presence of a charge several feet away.



STEREO TESTING MADE EASY

*Switch from speakers to test equipment
at will with this easy-to-build gadget*

By MILTON OGUR

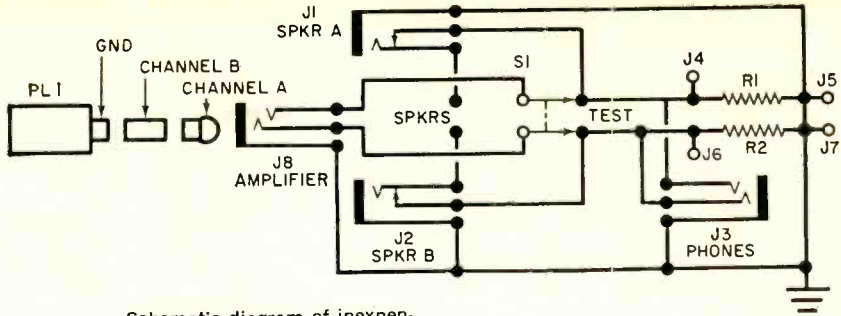
IF YOU'VE HESITATED to test that highly touted stereo system of yours because it meant too much wear and tear on cables, cabinetry, and nerves, this gadget is for you. It's easy to build (only a handful of components are needed), inexpensive (parts will cost you about \$5.00), and can be used with monaural amplifiers, too. Furthermore, it's small enough to form a permanent and inconspicuous part of your hi-fi setup.

Comprised of a switch, various jacks, and two resistors, this device should make life easier whenever you want to run frequency response checks, measure distortion, or whatever. Its circuit is built around a single d.p.d.t. toggle

switch (*S1*). In normal use, this switch feeds the audio voltage from the input jack, *J8*, to the speaker system, via a pair of 2-conductor, closed-circuit phone jacks (*J1* and *J2*). And for test purposes, it feeds these signals to a parallel combination of the following: banana test jacks *J4/J5* and *J6/J7* for oscilloscope or VTVM leads; and a 3-conductor open-circuit phone jack, *J3*, for monitoring with low-impedance headphones.

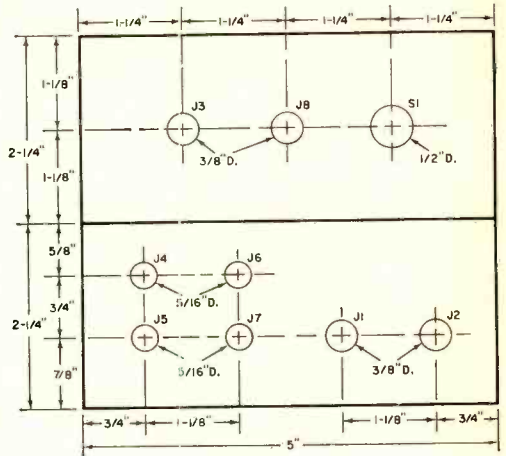
In case the plugs to the speakers are removed from *J1* and *J2*, the amplifiers are automatically terminated in load resistors *R1* and *R2*. For this reason, *R1* and *R2* should possess a power rating in excess of that for each amplifier channel and should roughly match the





Schematic diagram of inexpensive stereo test unit. As explained in text, output from stereo amplifier can be fed to speakers A and B, stereo headphones, or test jacks J4 to J7.

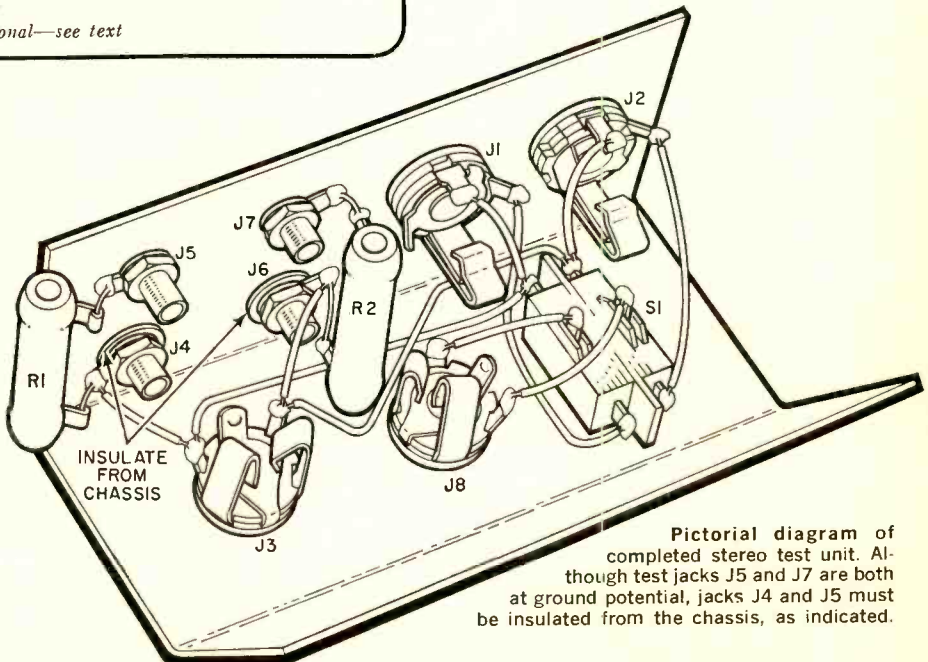
Template at right shows location of holes for jacks J1 to J7 and switch S1. Only two sides of utility box are used.




PARTS LIST

- J1, J2—2-conductor, closed-circuit phone jack
- J3, *J8—3-conductor, open-circuit phone jack
- J4, J5, J6, J7—Banana jack (2 black, 2 red)
- *PL1—3-conductor phone plug (to match J8)
- R1, R2—Wire-wound power resistors—see text
- S1—D.p.d.t. toggle switch
- 1—5" x 2 1/4" x 2 1/4" aluminum utility box (Bud CU-2104A or equivalent)
- Misc.—Hookup wire (2 colors, one for each channel), 3-wire cable, hardware, decals, solder, etc.

*Optional—see text



Pictorial diagram of completed stereo test unit. Although test jacks J5 and J7 are both at ground potential, jacks J4 and J5 must be insulated from the chassis, as indicated.



Aluminum utility box with snap-on cover simplifies mounting of stereo test unit. With cover attached to equipment cabinet, the test unit can easily be removed. If "easy remove" feature is not needed, however, the unit can be mounted in an aluminum box and permanently attached to the hi-fi cabinet.

"nominal" impedance of the taps in use—e.g., 4, 8, or 16 ohms.

Construction is relatively simple, but be sure to use an aluminum utility box with a "snap-on" cover. Begin by laying out the components on the "open chassis"—only two adjacent rectangular sides were used for mounting in the author's model. If the suggested layout shown here is used, the following order of mounting is recommended: (1) *S1*, with leads attached; (2) *J4* and *J6* (both red), with lugs bent slightly in, away from the chassis; (3) *J5* and *J7* (both black), again with lugs bent slightly in; (4) *J3* and *J8*; (5) *J1* and *J2* (rotate until terminals are most accessible); and (6) *R1* and *R2*.

As indicated above, the leads to switch *S1* should be soldered in advance of mounting and made long enough—about 3"—to reach the banana jacks (*J4* - *J7*). For channel identification, use two colors of hookup wire. All jacks except *J4* and *J6* are grounded to the chassis; these two should be insulated with fiber shoulder washers.

No terminal strips will be needed, and *R1* can be soldered directly to the terminals of *J4* and *J5*, and *R2* to *J6* and *J7*. It may be necessary to loosen the jacks in order to rotate their lugs into positions where wiring will be easiest; in any case, *R1* and *R2* should be dressed to clear all adjacent parts and the chassis for coolest operation.


Jack *J8* is optional. Should you wish to use the unit to check someone else's stereo system, you'll find it helpful; but if the unit is to be anchored to one cabinet, *J8* can be omitted and a rubber grommet inserted in its place to protect the 3-wire cable connecting the unit to the output terminal strip (or strips) of the stereo amplifier. This cable should be long enough to enable the unit to be used outside the equipment cabinet if necessary.

If space is available within the equipment cabinet, drill two holes in the cover to accommodate wood screws, and mount it in the chosen space. With this done, the chassis can be snapped in place as needed.

For regular listening, leave switch *S1* in the *Speaker* position, or, if headphones are preferred, switch to the *Test* position. When distortion rears its ugly head, bring out the audio oscillator, oscilloscope, VTVM, or what have you; snap the test unit out of its cover; and place it in a convenient spot for testing. (This "open chassis" arrangement insures proper ventilation of *R1* and *R2* when full power is being pumped into them.)

With the switch in the *Test* position, plug the meter leads into test jacks *J4/J5* or *J6/J7*, as needed, and measure distortion or output level. If an oscilloscope is used, simply plug the cable from its "vertical" terminals into the test jacks.

-30-



Short-Wave Report



By **HANK BENNETT**
W2PNA/WPE2FT

"THE GOOD OLD DAYS"

WHENEVER a group of DX'ers gets together for a rag-chew, banquet, convention, or just to compare notes, the subject of radio reception in years past will almost certainly arise. At such gatherings, the older DX'ers will make no small light of their accomplishments, and—in most instances—they will be justified in their claims of tuning skill and dexterity. The newcomer to DX'ing will look with awe at the records set by their older counterparts, and wonder if they will ever be able to match some of them.


The newcomers to the hobby may fail to realize that at the time those records were being set there were fewer stations on the air, lower powered transmitters, and virtually no jamming. In addition, perhaps propagation conditions were better at certain times than they are at present. On the other hand, receiving equipment in years past was not as highly refined as it is today. The oldsters

may have tuned in stations with crystal sets, battery-operated receivers with the old standby tubes of yesteryear—the '01A series, or with homemade receivers of nondescript design. But they worked! And those boys pulled stations in with them, too!

We've been looking through a copy of the "World Wide Station List," edited by Elmer R. Fuller, which appeared in *Radio-Craft* in October, 1947. That was only 14 years ago, but we defy anyone to hear some of the stations which were listed then. For instance, how many of our readers can remember KGEX, San Francisco, 11,730 kc.; WOOW, New York, 11,810 kc.; XGOY, Chungking, China, 11,900 kc.; HEK4, Berne, 11,960 kc.; CSX, Lisbon, 11,990 kc.; WXFD, Adak, Alaska, 12,250 kc. (their schedule read 1800-0100 EST); JZK, Tokyo, 15,160 kc., or JTL3, Tokyo, 15,220 kc.?

In 1947, the Venezuelans around five

Old-time DX'ers used such receivers as this famous Navy Type SE-143 with audion detector box which was developed to replace crystal receivers during World War I days.





Emilio Fernandez, CO2PE1C, formerly of Cuba, now monitors with a National NC-60 receiver in Tampa, Florida. His record includes 25 countries heard.

megacycles had amateur-type calls such as YV5RP instead of the current four-letter calls. And among the stations that were being reported in those days were TAP, VLA7, HCJB, WLWO, CE1174, CXA10, WWV, TGWA, and KCBR. Do these call-signs sound familiar?

Here's something else that may interest you. Mr. Fuller mentioned in his article that International Reply Coupons ("... available for nine cents...")

should be sent with reports to all foreign stations in lieu of postage stamps. But he strongly cautioned the readers that the coupon should be merely enclosed with the report, "not pasted or cemented to it."

What ever happened to some of the radio clubs of the 30's and 40's—clubs bearing the names of "Grand National SWL Club," "The International DX'ers Alliance," and the "International Radio Monitors"? They were large clubs in their day.

We "young squirts" can well learn a lesson of sorts from the oldsters. Our equipment is among the finest that can be built, antenna systems are much more complex and directive now, stations are higher powered and much more easily heard. Yes, we admit the interference is there, too, in what would seem to be ever-increasing proportions. But oldsters often did it the hard way—we have it relatively easy. Ask any old-time DX'er about that, and we can almost guarantee that you will be in for another friendly session of . . . The Good Old Days!

(Continued on page 96)

SHORT-WAVE MONITOR CERTIFICATE APPLICATION

To become a Short-Wave Monitor registered with POPULAR ELECTRONICS, just follow these simple directions:

- 1 Fill out the form below. (You must be a short-wave listener presently active in the hobby to be eligible for a Short-Wave Certificate.)
- 2 Send us 10 cents in coin to cover the cost of the certificate as well as the handling and registration

costs. If you live outside the United States and cannot obtain U.S. coins, send either 15 cents in Canadian currency or two International Reply Coupons (IRC's).

- 3 Insert the application form, coins (or IRC's), and a stamped, self-addressed envelope in another envelope and mail it to:

Monitor Registration, POPULAR ELECTRONICS
One Park Avenue, New York 16, N. Y.

(Please Print)			
Name			
Address		City	Zone
State			
Receivers	Make	Model	
	Make	Model	
Principal SW Bands Monitored		Number of QSL Cards Received	
Type of Antenna Used			
Signature		Date	



Across the Ham Bands

By
HERB S. BRIER

W9EGQ

THE EICO 723 TRANSMITTER KIT

“**W**HAT a neat little transmitter,” seems to be the first comment of most hams upon seeing the assembled EICO 723 transmitter kit. The comment is justified, because the 723 kit is a neat little package. Its brown panel—trimmed in beige—measures only 6" high and 8½" wide, and its one-piece cabinet is only 11¼" deep. But don't be fooled by the small size; the 723 is no lightweight either in avoirdupois or performance. It scales a solid 15 pounds and emits an equally solid signal.

Circuit Features. Technically, the EICO 723 is a five-band (80 through 10 meters), crystal-controlled c.w. transmitter. A 6CL6 functions as the crystal oscillator and frequency multiplier to drive a 6DQ6B as a neutralized r.f. power amplifier. The transmitter output is coupled to the antenna system via a wide-range pi-network tank circuit. A husky power supply employing a GZ34 rectifier and a choke input power supply delivers 500 volts, d.c., to the plates of the r.f. tubes and powers their screens through a voltage-dividing network.

Dominating the front panel is the dual-range milliammeter for measuring amplifier plate and control grid currents. Panel controls include: antenna loading; plate tuning; function switch (off, standby, tune, transmit); meter switch, and band selector. Also on the front panel are a recessed crystal socket and a neon “on-off” indicator.


On the rear chassis lip, next to the coaxial antenna connector, is a slide switch for connecting an additional fixed capacitor across the loading capacitor to match very low-impedance antenna loads. Also at the rear are the key jack, line fuse, ground connection, and accessory socket. The latter permits plugging in an external modulator (such as

the EICO 730), and delivers 117 volts, a.c., keyed by the function switch, to actuate an antenna-changeover relay.

Assembly. Completing the EICO 723 requires about 15 hours. As is true of practically all electronic kits I have ever seen, there are one or two connections that I would not care to solder blindfolded—those from the output coil to the



Operating controls are conveniently grouped on the EICO 723's neat front panel. Husky power supply dominates interior view (below), can be used to power extra equipment through the accessory socket at rear of the chassis.



bandswitch, for example. However, a small soldering iron (or gun) with a clean, well-tinned tip simplifies making such connections.

By following the clear, step-by-step instructions in the construction manual faithfully, you will have a minimum of trouble producing a finished unit which will work as well as any comparable, factory-assembled transmitter.

Testing and Operation. The 723 tunes normally on all bands. At its rated 60 watts input, its output compares very favorably with the output of the average "economy type" 75-watter. The one-piece cabinet provides excellent shielding for the transmitter, and both the key jack and the a.c. power line are adequately bypassed. This shielding and bypassing helps a great deal in areas where TVI might be a problem.

Eighty-meter crystals can be used for operation up to 20 meters, and 40-meter crystals are usable on all bands except 80 meters. The oscillator and amplifier tube cathodes are keyed simultaneously. Although a slight keying chirp is apparent on the higher frequency bands, only a purist would complain about it. For General Class work, the 723 can be driven by an external VFO.

Conclusions. On 80 meters, the amplifier plate-tuning capacitor could stand a bit more capacitance—and the coil a correspondingly lower inductance; a more favorable L/C ratio would suppress low-frequency harmonics falling outside of the ham bands. However, the 723 is no more deficient in this respect than many other low-powered transmitters.

I recommend the EICO 723 kit transmitter as an excellent buy in its power and price class (\$49.95). Also available is a factory-constructed model (for \$79.95). Prices mentioned include all components and tubes, but are less crystals, key, and antenna accessories.

IMPROVED SIGNAL BOOSTER

The tunable r.f. amplifier or "signal booster" shown on the next page makes a useful addition to an inexpensive short-wave receiver. Connected between the receiver and the antenna, it will increase signal strength several "S" units and greatly cut down response to "images." The signal-to-noise ratio of

..... Novice Station of the Month



Congratulations to Ron Weerstru, KN8VUE, 2800 Pillon Rd., Twin Lake, Mich., who submitted the winning entry in the Novice photo contest this month. On 80, 40, and 15 meters, Ron transmits with a Heathkit DX-35 and receives on a Hallicrafters SX-99 sharpened up with a Heathkit Q-Multiplier. On 2 meters, he uses an LW-50 transmitter, and a converter ahead of the SX-99 takes care of the receiving. Note the station control panel located between the DX-35 and the SX-99. Ron's antennas are an 80-meter dipole and a 2-meter beam, his microphone an Electro-Voice DN-HZ. In only a short time on the air, he has made over 100 contacts.

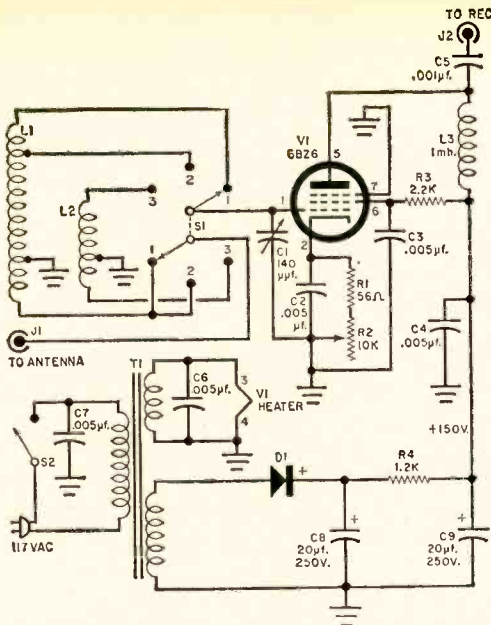
Ron will receive a one-year free subscription to P.E. for his photo. If you'd like to try for a similar award, just send us a picture of your station—preferably showing you at the controls, and include with your entry some information about yourself, your equipment, and your activities. Maybe you'll be one of the lucky winners. All entries should be sent to Herb S. Brier, c/o POPULAR ELECTRONICS, P. O. Box 678, Gary, Indiana.

all but the most sensitive ham receivers will also be better.


This improved version of the popular 14- to 29-mc. signal booster described in the March, 1960, column, covers all frequencies between 3.5 and 30 mc. Built in a 2-piece, 6" x 5" x 4" aluminum box, it has its own self-contained power supply (which can also be used to power other auxiliary equipment, such as a Q-multiplier or crystal calibrator).

Construction. All components, except the input and output connectors, are mounted in the main section of the box (see photo). Be sure to position capacitor *C1* and switch *S1* so that the connection between them may be made without a lead. Make all necessary leads as short and direct as possible.

Coils *L1* and *L2* are cut from sections



The signal booster shown here covers all frequencies between 3.5 and 30 mc. with the aid of two coils (L1 and L2) and bandswitch S1. Note the relative positions of most of the major components in the photo below.



PARTS LIST

C1—140- μ f., midget variable capacitor (Bud MC Midget Type 1876 or equivalent)
 C2, C3, C4, C6, C7—0.005- μ f., 600-volt ceramic capacitor
 C5—0.001- μ f., 600-volt, ceramic capacitor
 C8, C9—Dual 20- μ f., 250-volt electrolytic capacitor
 D1—Silicon rectifier (International Rectifier 5E4 or equivalent)
 J1, J2—Chassis-type coaxial receptacle
 L1—47 turns of #20 wire, 1"-diameter, 3"-long, tapped $5\frac{7}{8}$ and $22\frac{7}{8}$ turns from one end (cut from B & W 3015 Miniductor coil stock or equivalent)
 L2—9 turns of #20 wire, 1"-diameter, $5\frac{7}{8}$ "-long, tapped $2\frac{7}{8}$ turns from one end

L3—1-mh. r.f. choke (National R-50 or equiv.)
 R1—56-ohm, $\frac{1}{2}$ -watt resistor
 R2—10,000-ohm potentiometer
 R3—2200-ohm, $\frac{1}{2}$ -watt resistor
 R4—1200-ohm, 5-watt resistor
 S1—2-pole, 3-position rotary switch
 S2—S.p.s.t. switch (on R2)
 T1—Power transformer; primary, 117 volts; secondaries, 125 volts @ 50 ma., 6.3 volts @ 2.0 amperes (Stancor PA-8421 or equivalent)
 V1—6BZ6 tube
 1—6" x 5" x 4" aluminum utility box (Bud CU-3007A or equivalent)
 Misc.—Insulated tie points, tube socket, wire, RG-58/U or RG-59/U coaxial cable, power cord and plug, etc.

of B & W Miniductor coil stock (1"-diameter, 16 turns per inch). Use a complete 48-turn #3015 coil for L1, unwinding half a turn at each end for leads, and tap the coil at $5\frac{7}{8}$ and $22\frac{7}{8}$ turns from one end (the $5\frac{7}{8}$ -turn tap is the one to be grounded). For L2, cut off a 10-turn segment of the #3015 coil stock and again unwind half a turn at each end for leads; this coil should be tapped $2\frac{7}{8}$ turns from one end.

Use RG-58/U or RG-59/U coaxial cable to make the connections to jacks J1 and J2. The same cable should be used to hook up the output of the signal booster to the receiver.

Operation. Plug in and turn on the booster, switching S1 to the desired band (position 1 for the 3.5 to 7.3 mc. band; position 2 for 7 to 14.35 mc.; position 3

for 14 to 30 mc.; see schematic). Adjust C1 and the receiver antenna trimmer, if it has one, for maximum noise from the receiver loudspeaker. Then tune in a signal on the receiver and peak C1 for maximum signal strength.

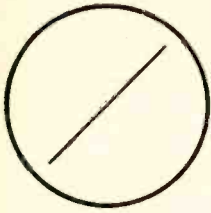
On the 14 to 30 mc. band, R2 is usually turned full on. On the other bands, an intermediate setting will probably be called for, especially when signals are loud, to prevent receiver overloading. If the receiver or the signal booster breaks into oscillation, decrease the setting of R2 until the oscillation ceases. Then repeak C1 and advance R2 to the desired point. Such oscillation is usually the result of having the receiver and the signal booster tuned to different frequencies.

(Continued on page 95)

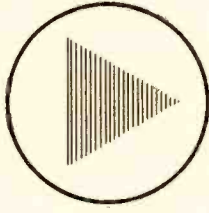
OSCILLOSCOPE QUIZ

The oscilloscope lets you see what's going on inside a circuit by enabling you to check voltage, phase, frequency, distortion, and other characteristics visually. As you probably know, each of the common applications for this popular device results in a distinctive screen pattern. See if you can match the descriptions listed on the right below with the proper letters (A through J) representing the patterns on the oscilloscope screen.

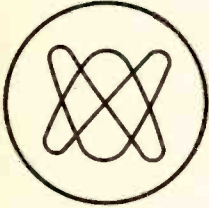
By **ROBERT P. BALIN**




A



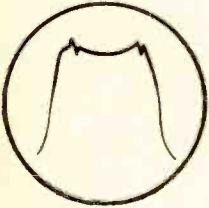
B



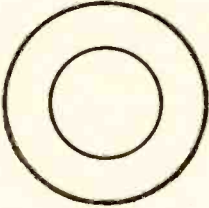
C



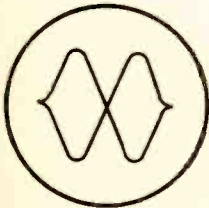
D



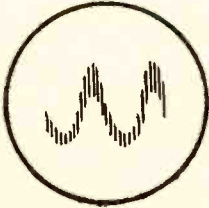
E



F



G



H

1 Intermodulation distortion _____

2 A 3:2 frequency ratio _____

3 Z-axis modulation _____

4 FM discriminator alignment _____

5 Loss of high frequencies _____

6 In-phase signals _____


7 Television i.f. alignment _____

8 Transmitter modulation _____


9 Signals 90° out of phase _____

10 Loss of low frequencies _____

(Answers appear on page 114)



I



J



PUZZLED

...no need to be

look to this sign of assurance!

The Distributor displaying this sign will solve your tuner problems at a profit to you.

He has available the New Standard Tuner Replacement Guide, including replacement parts listings. This is the only Guide of its kind in the world. Covers all Standard tuners produced through 1959. Includes replacements for many tuners not produced by Standard.

He handles our 48-hour Factory Guaranteed Repair Service and Trade-In Allowance on unrepairable Standard tuners.

See This Authorized Distributor Today



standard kollsman

INDUSTRIES INC. Formerly Standard Coil Products Co., Inc.
2085 N. HAWTHORNE AVENUE, MELROSE PARK, ILLINOIS

for the Newest Kits, the Finest Quality,
the Greatest Values . . . look to Heathkit,
the world's shopping center for Electronic Kits



NEW STYLING




Deluxe . . . tops in Heathkit stereo/hi-fi styling with luggage-tan vinyl-clad cabinets, plastic fronts, refracted lighting. Choose matching tuner and amplifier. Left: AA-100 50 watt stereo amplifier, 31 lbs. \$84.95

Everything is

NEW



20 New Stereo Hi-Fi Kits . . . Tuners, Multiplex, Amps., Speakers, from \$16.88 up! Above: AA-11 Deluxe Stereo Preamp., 19 lbs. . . . \$84.95



New "Walkie-Talkies" . . . Deluxe Superhet. 9-Trans. & Economy 4-Trans. Regen. Both in handsome styling. Above: "Deluxe" GW-21 3 lbs. \$44.95



Short Wave Listeners Radio . . . Circuit board; beige, aqua steel cab.; four bands, 550 kc—30 mc; lighted meter & dial. GR-91 9 lbs. . . . \$39.95



8 New Test Instruments . . . Capacitor Checker, "Handy-Lab," Transistor Tester, Scope, kit & wired VTVM's. Above: IM-20 "Handy-Lab." 2 lbs. \$14.95

NEW GUARANTEE

We guarantee that you can build any Heathkit!

The Heath Company *unconditionally guarantees* that you can build any Heathkit product and that it will perform in accordance with our published specifications, by simply following and completing our check-by-step instructions, or your purchase price will be cheerfully refunded.

This Heathkit guarantee, unprecedented in the industry, is made possible by our millions of satisfied customers who have proved that building a Heathkit requires no special background, experience, skills or training.

NEW NO-MONEY DOWN TERMS

It's easiest to buy Heathkit! With these new *no-money down* terms you can order the Heathkits of your choice . . . send no down payment . . . and take as long as 18 months to pay! These new, relaxed terms, coupled with our guarantee that you can build any Heathkit, are your assurance of complete satisfaction with your purchase. Any order for \$25.00 to \$600.00 worth of Heathkit equipment is eligible for these new easy time-pay terms; write for details on orders over \$600.00. See the order blank in the new 1962 Heathkit catalog or send for application forms.

NEW is the key word this fall at Heath! NEW KITS . . . in every product line . . . forty new kits, bringing the total to over 250 to choose from . . . the world's largest selection of electronic kits! NEW STYLING . . . three new styling concepts for stereo /hi-fi, completely coordinated . . . new test instrument styling . . . newly styled citizen's band equipment . . . new variations on the Heathkit amateur radio theme. NEW GUARANTEE . . . assures your kit building success, regardless of your background or experience. NEW NO-MONEY DOWN TERMS . . . easier than ever to buy . . . your assurance of complete satisfaction. NEW FREE CATALOG . . . 100 pages . . . the world's biggest kit catalog . . . better, too, with larger photos, complete descriptions and specifications, and now with kit schematics for your complete buying information. Look to Heathkit for the NEW!



Mid-Range . . . styling combines deluxe and popular motifs; tan vinyl-clad cabs., charcoal-grey fronts, for tuner and amps.
Left: **AJ-11 AM/FM Tuner.**
19 lbs. . . . **\$69.95**



Popular . . . striking charcoal grey steel cabinets with ivory accents. Choose tuners and amplifiers.
Left: **AA-161 14 watt monophonic amp-pre-amp.**
15 lbs. . . . **\$33.54**

at

HEATH



5 New Amateur Radio Kits
... VFO, Tunnel-Diode "Dip" Meter, Basic Receiver, "Q" Multiplier, CW Transmitter. Above: **HG-10 VFO.**
2 lbs. . . . **\$34.95**



Another New Educational Kit . . . Two-Part Basic Radio Course (EK-2A & 2B). Each has authoritative textbook and parts for radio receiver.
6 lbs. . . . **\$19.95**

 **NEW KITS**

 **NEW FREE CATALOG**

The World's Shopping Center for Electronic Kits

Send for your FREE copy of the 1962 Heathkit catalog . . . the world's biggest kit catalog . . . 100 pages packed with over 250 kits . . . big new page size, big photos, complete descriptions, specs., schematics . . . we'll be glad to send your friends a copy too!



HEATH COMPANY
Benton Harbor 10, Michigan

 a subsidiary of **DAYSTROM**

Please send Free Heathkit catalog.

NAME

ADDRESS

CITY

ZONE

STATE



Send for **FREE** copy of
RADIO SHACK'S 1962 ELECTRONICS CATALOG

Nationwide standard of excellence

Also receive all other issues for 1 full year!

Our bigger, better catalogs offer the widest line of electronic parts and equipment in the world! Stereo, Hi-Fi, Ham Radio, Test Equipment, Pre-Recorded Tapes, Tape Recorders, Records, Parts—plus 30 pages of Kits! 336 pages—over 100,000 items! No Money Down credit terms. Every item backed by a money-back guarantee of satisfaction.

MAIL THIS COUPON TODAY

RADIO SHACK Corp. Dept. 61K7A
 730 Commonwealth Avenue, Boston 17, Massachusetts
 Please send Radio Shack's famous electronics catalogs for one full year—all FREE and POSTPAID.

Name _____
 Address _____
 City & Zone _____ State _____

**BUILD THE
 PROJECTS
 DESCRIBED
 IN THIS
 ISSUE OF**

WITH THESE



PRODUCTS

**POPULAR
 ELECTRONICS**

- THE RESTORER**
 Uses BUD CU-3009A\$1.68
- ELECTRONIC DO-RE-MI**
 Uses BUD CU-3008A\$1.32
 and BUD CB-161741¢
- SALT WATER POWERS ONE-TRANSISTOR RADIO**
 Uses BUD CU-3003A72¢
- ELECTRONIC ELECTROSCOPE**
 Uses BUD AC-431\$1.10
- STEREO TESTING MADE EASY**
 Uses BUD CU-2104A95¢
- IMPROVED SIGNAL BOOSTER**
 "Across The Ham Bands"
 Uses BUD CU-3007A\$1.20

All Bud products are available for immediate delivery from your authorized Bud Distributor. They are the best for applications described in these projects.

WATCH FOR THESE LISTINGS EVERY MONTH
 IN POPULAR ELECTRONICS

BUD RADIO, INC.

2118 East 55th Street Cleveland 3, Ohio
 Dept. P.E.



**Carl and
 Jerry**

By
JOHN T. FRYE
 W9EGV

Blackmailing a Blonde

IT WAS a warm Friday evening in Indian summer, and the balmy air outside Residence Hall H-3 at Parvoo University carried the exciting scent of burning leaves; but Carl and Jerry were seated at their respective desks in their room, doggedly grinding away at conic sections.

"On your feet, frosh, and follow me!" a voice suddenly ordered. The boys turned around to see Pete Lacey, a junior from across the hall, standing in the open doorway. The boys had already learned one lesson well: it was best to humor upper classmen. So they got to their feet and followed Pete to his darkened room. Inside, Carl and Jerry could dimly make out at least half a dozen other fellows sitting around on the floor all staring glumly at a brightly lighted window across the street.

"A sophomore from your home town tells us you two are pretty clever at solving problems," Pete announced. "Well, we have one. See that dizzy blonde holding court in her room in the sorority house across the way? She's a thorn in the flesh of H-3. That's one of our trophies resting on her table, and this is the fourth time she has stolen it.

"The other three times H-3 has gone along with tradition and recovered the trophy by serenading the sorority, but this is becoming ridiculous. She doesn't know when to quit.

"All you two have to do is dream up a way for us to get our trophy back without having to sing for it and, at the same time, discourage that bird-brain from making any more raids."

"Is that all?" Carl muttered sarcas-

Always say you saw it in—POPULAR ELECTRONICS

tically. "You know an ed who is found skulking around co-ed grounds, no matter what his reason, is almost certain to be expelled..."

"What do you suppose those girls are talking about?" Jerry interrupted musingly, as he stared across at the third-floor window some fifty yards away. "Some of that conversation, if recorded, might make good blackmail material," he suggested.

"Yeah, it might at that! You have a fine criminal mind," Pete said respectfully. "But how can we do it? We can't put a mike into that room, and we certainly can't hear a word from here."

"I have an idea," Jerry said; "but it requires some special equipment. Carl and I are going home tomorrow, and we can pick up the stuff and bring it back with us Sunday afternoon. With luck, we may be able to do something Sunday night. Think you can wait?"

"We haven't much choice unless we want to knuckle under and do some more singing," Pete said. "I really don't expect much out of green freshmen, but we'll give it a try."

THE TWO BOYS didn't see much of each other Saturday night and Sunday morning, for each of them tried to spend as much time with his family as he could; but when Mr. Bishop drove them down to the bus station Sunday afternoon, Carl was carrying his tape recorder and Jerry was carrying a long, mysterious-looking object wrapped in canvas.

"What on earth is that thing, a folding movie screen?" Carl asked.

"Nope, it's E-V's very directional gun-type microphone I fast-talked the radio station manager into letting me borrow for a couple of days," Jerry explained. "I remembered our using it when I was helping him cover basketball games last winter. It was fine for picking up cheerleaders, announcements from the floor, and that sort of thing.

"This mike is very similar to the one you see used at President Kennedy's news conferences... it sits on a tripod to the left of the President, and the guy operating it aims it like a machine gun at the newsman who is asking a question.

(Continued on page 88)

TV-RADIO Servicemen or Beginners...

Send for *Coyne's* 7-Volume Job-Training Set on 7-Day **FREE TRIAL!**



The First
Practical
TV-RADIO-
ELECTRONICS
Shop
Library!

**Answers ALL Servicing Problems QUICKLY...
Makes You Worth More On The Job!**

Put money-making, time-saving TV-RADIO-ELECTRONICS know-how at your fingertips—examine Coyne's all-new 7-Volume TV-RADIO-ELECTRONICS Reference Set for 7 days at our expense! Shows you the way to easier TV-Radio repair—time saving, practical working knowledge that helps you get the BIG money. How to install, service and align ALL radio and TV sets, even color-TV, UHF, FM and transistorized equipment. New photo-instruction shows you what makes equipment "tick." No complicated math or theory—just practical facts you can put to use immediately right in the shop, or for ready reference at home. Over 3000 pages; 1200 diagrams; 10,000 facts!

SEND NO MONEY! Just mail coupon for 7-Volume TV-Radio Set on 7-Day FREE TRIAL! We'll include the FREE BOOK below. If you keep the set, pay only \$3 in 7 days and \$3 per month until \$27.25 plus postage is paid. Cash price only \$24.95. Or return set at our expense in 7 days and owe nothing! Either way, the FREE BOOK is yours to keep. Offer limited, so act NOW!

"LEARNED MORE FROM THEM THAN FROM 5 YEARS WORK!"
"Learned more from your first two volumes than from 5 years work."
—Guy Bliss, New York
"Swell set for either the serviceman or the beginner. Every service bench should have one."
—Melvin Masbruch, Iowa.

FREE DIAGRAM BOOK!

We'll send you this big book, "150 Radio-Television Picture Patterns and Diagrams Explained" ABSOLUTELY FREE just for examining Coyne's 7-Volume Shop Library on 7-Day FREE TRIAL! Shows how to cut servicing time by reading picture-patterns, plus schematic diagrams for many TV and radio sets. Yours FREE whether you keep the 7-Volume Set or not! Mail coupon TODAY!



Like Having An Electronics Expert Right At Your Side!

- VOL. 1—EVERYTHING ON TV-RADIO PRINCIPLES!** 300 pages of practical explanations; hundreds of illustrations.
- VOL. 2—EVERYTHING ON TV-RADIO-FM RECEIVERS;** 403 pages; fully illustrated.
- VOL. 3—EVERYTHING ON TV-RADIO CIRCUITS!** 336 pages; hundreds of illustrations, circuit diagrams.
- VOL. 4—EVERYTHING ON SERVICING INSTRUMENTS!** How they work, how to use them. 368 pages; illustrated.
- VOL. 5—EVERYTHING ON TV TROUBLESHOOTING!** Covers all types of sets. 437 pages; illustrations, diagrams.
- VOL. 6—TV CYCLOPEDIA!** Quick and concise answers to TV problems in alphabetical order, including UHF, Color TV and Transistors; 868 pages.
- VOL. 7—TRANSISTOR CIRCUIT HANDBOOK!** Practical Reference covering Transistor Applications; over 200 Circuit Diagrams; 410 pages.

BOOKS HAVE BRIGHT, VINYL CLOTH WASHABLE COVERS

FREE BOOK—FREE TRIAL COUPON!

Educational Book Publishing Division
COYNE ELECTRICAL SCHOOL
1455 W. Congress Parkway, Dept. A1-PE, Chicago 7, Ill.

Yes! Send me COYNE'S 7-Volume Applied Practical TV-RADIO-ELECTRONICS Set for 7-Days FREE TRIAL per offer. Include "Patterns & Diagrams" book FREE!

Name Age.....

Address

City Zone..... State.....

Check here if you want Set sent C.O.D. Coyne pays postage on C.O.D. and cash orders. 7-Day Money-Back Guarantee.

Coyne

Educational Book Publishing Division
ELECTRICAL SCHOOL
1455 W. Congress Parkway Dept. A1-PE, Chicago 7, Illinois


Free

ALLIED

444-PAGE ELECTRONICS CATALOG


WORLD'S BIGGEST • MOST COMPLETE

best buys for 1962



Send for it today!

EVERYTHING IN ELECTRONICS including exclusive products & special values available only from **ALLIED**



SAVE MOST ON EVERYTHING IN ELECTRONICS

- New Stereo Hi-Fi Systems—Everything in Hi-Fi Components
- New Multiplex Stereo FM • All-Transistor Stereo Hi-Fi
- Money-Saving Build-Your-Own KNIGHT-KITS® for Every Need
- Best Buys in Tape Recorders, Tape, and Supplies
- Citizens Band 2-Way Radios • Short-Wave Receivers
- Amateur Receivers, Transmitters, and Station Gear
- Latest Public Address Systems, Paging and Intercom Equipment
- TV Tubes, Antennas, Accessories • Batteries, Wire and Cable
- Test and Laboratory Instruments • Tools, Hardware
- Huge Listings of Parts, Tubes, Transistors, Technical Books

NEW Multiplex Stereo FM All-Transistor Stereo Hi-Fi

exclusive money-saving KNIGHT® products SAVE MOST on famous KNIGHT Stereo Hi-Fi—comparable to the best in quality, styling and performance, yet priced far lower. Select super-value KNIGHT components or complete systems (including latest Multiplex Stereo and All-Transistor hi-fi) and save most. KNIGHT products are acclaimed by all those who recognize integrity in design and manufacture and who appreciate value.

NO MONEY DOWN on Allied's new Credit Fund Plan Now—enjoy 50% more buying power—up to 24 months to pay—see our 1962 Catalog for simple details.

SEND FOR 444-PAGE CATALOG TODAY!

Satisfaction Guaranteed or Your Money Back

ALLIED

BIG PLUS!
in your 1962
ALLIED
CATALOG

includes complete catalog featuring over 90 exciting

knight-kits 
A PRODUCT OF ALLIED RADIO

NEW for '62 and simply great!
available only from **ALLIED**

including the
complete 1962
knight-kit
CATALOG
pages
305-440

new
HI-FI KITS



All-In-One FM-AM Tuner-Amplifier Kit with latest built-in MULTIPLEX Stereo FM.....\$129.95



MULTIPLEX Self-Powered Adapter Kit, for Stereo FM reception.....\$19.95



Deluxe Stereo FM-AM Tuner Kit with latest built-in MULTIPLEX Stereo FM.....\$99.95



ALL-TRANSISTOR 50-Watt Stereo Amplifier Kit, less case.....\$79.95


new
HOBBYIST KITS



ALL-TRANSISTOR Wireless Intercom System Kit (2 units).....\$45.90



TRANSISTORIZED Electronic Tachometer Kit. \$24.95



Amazing 100-In-1 Electronic Science Lab Kit.....\$29.95



ALL-TRANSISTOR 2-Band AM-Shortwave DX'er Radio Receiver Kit.....\$19.95

building a Knight-Kit is the most satisfying do-it-yourself experience in the world!

5 BIG REASONS WHY:

- **Convenience Designed**—makes you a kit-building expert—even the very first time!
- **Wonderful to Build**—you'll marvel at the sheer ease of assembly with the exclusive "show-how" manual guiding you like a good instructor.
- **You Own the Best**—you'll enjoy with pride a true custom-built product, professional in its engineering and performance.
- **You Save So Much**—because you buy direct from Allied at our money-saving volume prices—and because you do the easy assembly yourself.
- **Easiest to Buy**—NO MONEY DOWN on Allied's new Credit Fund Plan—easiest terms ever!

MONEY BACK GUARANTEE: Buy any Knight-Kit. Build It! Use It! You must be satisfied or you get your money back!

see more than 90 KNIGHT-KITS

- 21 HIGH-FIDELITY KITS
- 25 HOBBYIST KITS
- 31 INSTRUMENT KITS
- 14 AMATEUR & CITIZENS BAND KITS

KNIGHT-KITS are also available in Canada

World's Largest
Electronic
Supply House

RADIO


new



Phone and CW 60-Watt Ham Transmitter Kit.....\$49.95



Mutual Conductance Tube Tester Kit.....\$99.50



- World's Largest Stocks • Lowest Money-Saving Prices
 - Fastest Shipment • Expert Help • Easiest-Pay Terms
 - Satisfaction Guaranteed or Your Money Back
- send for the world's biggest electronics catalog!

Free

ALLIED RADIO, Dept. 201-K1
100 N. Western Ave., Chicago 80, Ill.

Send FREE 1962 ALLIED 444-page Catalog

Name _____
PLEASE PRINT

Address _____

City _____ Zone _____ State _____

Send for it today!



ELECTRIC APPLIANCES

PAYS \$3 TO \$5 AN HOUR

Spare Time, Full Time • Learn at Home

FREE BOOK offered below shows how YOU can now have a good-paying business of your own, right in your home. No experience needed, just simple tools. Learn to repair Electric Appliances. Pays \$3-\$5 an hour!

FREE BOOK SHOWS HOW FREE LESSON STARTS YOU

400 MILLION Appliances are in American homes right now. **MORE** bought each year. People need them fixed, good times or bad. YOU make good money doing it. In your base-

ment, garage, even on your kitchen table.

QUICK WAY TO GET STARTED

For less than 20¢ a day our easy, pictured instruction — backed by 45 years of success in home training — prepares you for top earnings in this booming field. Earl Reid of Thompson, Ohio says: "Made \$510 in one month spare time. NRI course is priceless." At no extra charge you even get all parts for your own Appliance Tester, too. Finds trouble-spots, speeds and checks your work.

Get your **FREE Book** and **FREE Sample Lesson!** Mail coupon below, letter or postcard, now.

Carl and Jerry

(Continued from page 83)

It picks up that man's voice almost as well as if he were using a hand mike, and it accepts very little else."

"I've always been interested in directional mikes," Carl said as the boys settled down for their hour-long bus ride, "but I'm pretty hazy on how they operate."

"You know how a parabolic reflector works with a mike—we've used the combination to record bird calls," Jerry pointed out. "Waves arriving from a sound source along the axis of the reflector are uniformly reflected from the curved surface so as to pass through the focal point of the parabolic dish. That means the dish will intercept a large amount of sound energy and concentrate it on a mike mounted at this point."

"On the other hand," he continued, "sound waves arriving from a point *not* on the axis are *not* uniformly reflected to the focal point. Only a small amount of the sound energy from such a point actuates the microphone. The result is a pickup device with a large amount of amplification for a sound source at which it is aimed, and sharp discrimination against sounds coming from a different direction. Generally speaking, the gain of a parabolic reflector is a function of its size, and that constitutes the main objection to it. For it to be efficient, especially at medium and low frequencies, it must be made big and unwieldy."

"How about the cardioid microphone? Why do they call it that? I thought 'cardioid' meant something to do with the heart."

"It gets its name from the shape of its directivity response curve plotted on a polar graph," Jerry replied. "The curve looks like a fat valentine heart with a very blunt point. The point represents sensitivity at the front of the mike; the notch, sensitivity to sound from the back. A good cardioid will display better than 15 db difference between front and back pickup; yet the sensitivity at the front is nearly uniform over a 120° angle. [See graph on p. 90.]

"There are several ways to construct a cardioid microphone," Jerry went on, "but a typical method uses a pressure-

NATIONAL RADIO INSTITUTE, Appliance Division
Dept. D4K1, Washington 16, D.C.

Send **Free Book, Free Appliance Repair Course Lesson.** Am interested in:

Spare Time Earnings My Own Business
 Better Job

Name.....

Address.....

City.....Zone.....State.....

Accredited Member National Home Study Council

37¢ e.g.

MICRO ELECTRON TUBE CO.

P.O. Box 55, Park Station
Paterson 3, New Jersey

\$35 PER HUNDRED ASSTD

*Fabulous Low Prices!
Large Select Stocks!
Dependable, Fast Service!*

SEND FOR FREE COMPLETE LIST OF TUBES

0A2	3Q4	6BC5	12A8	25Z5
0Z4		6BC8	12AQ5	25Z6
1A7GT	4BZ7	6BD6	12AT6	26
1B3GT	5AS8	6C4	12AT7	35A5
1H4G	5AT8	6C5	12AU6	35B5
1H5GT	5AV8	6C6	12AU7	35C5
1L4	5AW4	6CB6	12AV6	35L6GT
1L6	5BK7	6CD6G	12AV7	35W4
1N5GT	516		12AX4GT	35Y4
1Q5GT	5T8		12AX7	35Z5GT
	5U4G	7A4/XXL		37
	5U8	7A5	19B66G	39/44
2A3		7A6	1916	42
2A4		7A7	19T8	43
3BC5	6A7	7A8	24A	45
3BN6	6A8	7B4	25A V5	50A5
3BZ6	6AB4	7B5	25B Q6	78
3CB6	6ACB	7B6	25D A6	80
3CF6	6AF4	7B7	25L6GT	84/6Z4
3CS6	6B8	7B8	25W4GT	117Z3
3LF4	6BA6	7C4		

• All tubes lab-tested for mutual conductance, life test. • Guar. FREE 1 yr. replacement any tube failing under all operating cond. • Adv. tubes not necessarily new; may be elec. perf. fact. seconds or used—clearly marked.

POSTAGE PAID. Send 25¢ handlr. for orders under \$5. 25% dep. C.O.D. Send approx. post. on Can. & foreign orders.




**SELL YOUR USED
EQUIPMENT Through
POPULAR ELECTRONICS'
Classified Columns!**

The 400,000 purchasers of **POPULAR ELECTRONICS** are always interested in good used equipment or components. So, if you have something to sell, let PE readers know about it through our classified columns. It costs very little: just 60¢ a word, including name and address. Minimum message: 10 words.

For
further
information
write:

Martin Lincoln
POPULAR ELECTRONICS
One Park Avenue
New York 16, N. Y.



(add 5c per crystal for postage and handling)

**CITIZEN BAND
CLASS "D"
CRYSTALS**

3rd Overtone: Hermetically Sealed
.005% tolerance—Meet F. C. C. require-
ments. 1/2" pin spacing—.050 pin diam-
eters. (.093 pins avail-
able, add 15c.)
ALL 22 FREQUENCIES \$2.95 EACH
IN STOCK!

The following Class "D" Citizen Band frequencies in stock (frequencies listed in megacycles): 26.965, 26.975, 26.985, 27.005, 27.015, 27.025, 27.035, 27.055, 27.065, 27.075, 27.085, 27.105, 27.115, 27.125, 27.135, 27.155, 27.165, 27.175, 27.185, 27.205, 27.215, 27.225.

Matched crystal sets for all CB units . . . \$5.90 per set.
Specify equipment make and model numbers.

**RADIO CONTROL CRYSTALS
in HC6/U HOLDERS—SIX FREQUENCIES**

In stock for immediate delivery (frequencies listed in megacycles): tolerance .005%, 1/2" pin spacing, .050 pin diameter. (.093 pins available, add 15c per crystal.) Specify frequency.

26.995, 27.045, 27.095, 27.145, \$2.95 EACH
27.195, 27.255
(add 5c per crystal for postage and handling)

ASK YOUR PARTS DEALER FOR TEXAS CRYSTALS

See big red display . . . if he doesn't stock them, send us his name and order direct from factory.

Send for **FREE CRYSTAL CATALOG #961**
WITH OSCILLATOR CIRCUITS

Now! Engineering samples and small quantities for prototypes now made either at Chicago or at Ft. Myers plant. 24 hour service!
CHICAGO PHONE Gladstone 3-3555

All orders Shipped 1st Class Mail. Rush order to:

TEXAS CRYSTALS

Dept. P-101, 1000 Crystal Drive, Fort Myers, Fla.
For fastest possible service, Phone WE 6-2100

Up in the air over your next project? Make it . . .

**hallicrafters great new
"SKY BUDDY" short wave PLUS AM receiver kit!**

You're "airborne" fast with this outstanding new HALLI-KIT, precision-engineered in the most respected communications laboratories in the world—Hallicrafters.

- AM plus 2 short wave bands (2-5.5 mc. and 5.7-16.4 mc.) covering aircraft, ships, foreign stations, amateurs, etc.
- Transformer-type power supply. Superheterodyne circuit with superb sensitivity and planetary drive for sharp, selective tuning.
- Built-in speaker and headphone jack, with function switch. Separate switch for voice or code reception.



**S-119K "Sky Buddy" Kit
ONLY \$3995**

P.S. For another \$10.00, you can buy it factory wired and tested.

Sold only through authorized
Hallicrafters distributors and dealers.



Send for Hallicrafters'
"GUIDE TO
SHORT WAVE LISTENING"



We've just published a new miniature book that tells you the entire story of Short Wave—64 pages of facts on how it works, what you can hear, where and when to listen, antennas, tuning information, etc. Send 35¢ to Hallicrafters, Dept. 21, Chicago 11, Ill.

180° or $1 + - 1$ or 0. The two outputs are opposite in phase, buck each other, and produce a minimum output.

"As you can see," Jerry summed up, "the cardioid pattern is simply the expression $1 + \cos \theta$ drawn on polar graph paper. Incidentally, the same figure can be traced by a point on the circumference of a circle rolled around the outside of an equal circle."

"I seem to remember seeing a directional mike that looked like a bundle of small tubes," Carl offered.

"Yes, there is one like that. A mike can be made directional simply by placing it at the rear of a long cardboard tube. Sound coming straight down the tube encounters no resistance and produces maximum output. Sound arriving at an angle strikes the inside wall of the tube and bounces back and forth and produces much less effect. Such an arrangement, though, has selective resonant frequencies that produce a talking-into-a-barrel quality.

"But suppose you have several small-diameter tubes of different lengths arranged side by side like stair-steps and

bound together with tapes. You start with the longest and roll the tubes into a bundle. The flush ends are fitted into a small chamber containing a microphone. When the open ends are pointed at a sound source, one of the tubes will be very close to the right length to resonate with any frequency picked up.

"Resonance, of course, increases the amplitude of the picked-up frequency tremendously. But since you have some tube of proper length to resonate with any frequency, all frequencies benefit from resonance amplification. Sound arriving at an angle is still diminished as it was in the single tube; so the multi-tube arrangement retains the directive quality of the single tube while avoiding the objectionable selective-resonance feature."

"How does *this* mike work?" Carl wanted to know.

"I'm not sure," Jerry admitted regretfully. "The station manager didn't know either, and he went so far as to put Duco cement on all the microphone screwheads before he let me have it. Somehow I feel he doesn't trust us! I suspect it's a so-

YOURS FREE 1962 CATALOG OF USER-SELECTED* CONAR KITS



VACUUM TUBE VOLT-METER KIT (6-INCH METER)—RMS and p. to p. scale. Input imped. 12.2 megs. Professional performance and appearance. **\$31.95**

R-C TESTER KIT—C ranges 10 mmf. to 1500 mfd. R ranges one ohm to 150 megs. Eye indicator; bridge circuit. Fully variable DC working V. to 450V. **\$21.95**



5-INCH WIDE BAND OSCILLOSCOPE KIT—For black-white, color, AM-FM and electronic applications. High intensity trace. Extremely stable sync. Advanced design. Kit **—\$89.50. Assembled \$139.50**



6-TRANSISTOR RADIO KIT—Excellent tone and sensitivity. No delicate printed circuits. Attractive, durable case. All U.S. made parts. **\$25.50**



* The Electronic test instruments, tools and kits you need and want the most. "User-selected" by men like yourself. Kit-engineered for simplified construction, perfect performance. Reasonable prices, convenient payment plans make CONAR Kits so easy to own. **GUARANTEE**—Every CONAR item must perform to stated specifications. Money promptly refunded if you are not entirely satisfied.



CONAR instruments

division of NATIONAL RADIO INSTITUTE

Performance tested and approved by NRI... the first name in Electronics training for nearly 50 years.

CONAR INSTRUMENTS
3939 Wisconsin Avenue, N.W. KA
Washington 16, D.C.

Send me your new 1962 CONAR KIT CATALOG

Name _____
Address _____
City _____ Zone _____ State _____



Send for **FREE** copy of
RADIO SHACK'S 1962 ELECTRONICS CATALOG

Nationwide standard of excellence

Also receive all other issues for 1 full year!

Our bigger, better catalogs offer the widest line of electronic parts and equipment in the world! Stereo, Hi-Fi, Ham Radio, Test Equipment, Pre-Recorded Tapes, Tape Recorders, Records, Parts—plus 30 pages of Kits! 336 pages—over 100,000 items! No Money Down credit terms. Every item backed by a money-back guarantee of satisfaction.

MAIL THIS COUPON TODAY

RADIO SHACK Corp. Dept. 61K7B
 730 Commonwealth Avenue, Boston 17, Massachusetts
 Please send Radio Shack's famous electronics catalogs for one full year—all FREE and POSTPAID.

Name _____
 Address _____
 City & Zone _____ State _____

**PURCHASING A
 HI-FI SYSTEM?**

TIME PAYMENTS AVAILABLE
 Up to 2 Years to Pay!

Send Us
 Your List of
 Components
 For A Package
 Quotation

YOU CAN BUY WITH
 CONFIDENCE AT AIREX

All merchandise is brand new,
 factory fresh and guaranteed.

Free Hi-Fi Catalog

**AIREX
 RADIO
 CORPORATION**

85-PE Cortlandt St., N. Y. 7 WO 4-1820

- Jim Lansing*
- Altec Lansing
- Electrovoice
- Jensen • Hartley*
- University • Viking
- Acoustic Research
- Janszen • Superscope
- Wharfedale
- USL Citizen Band
- Gonset • Hallicrafter
- Texas Crystals
- International Crystals
- Concertone
- Bell • G.E.
- Weathers
- Harman-Kardon
- Eico • Pilot • Fisher
- ESL • Roberts
- Bogen • RCA • TEC
- Dynakit • H. H. Scott
- Tharens* • Sherwood*
- Dual Changer
- DeWald
- Sony • Challenger
- Wollensack • National
- Garrard • Frazier
- Miracord • Pickering
- Glaser-Steers
- Polytronics
- Rek-O-Kut • Tandberg*
- Audio Tape • Conrac
- Norelco • Magnecord*
- Fairchild • Sonar
- Rockford Cabinets
- *Fair Traded

phisticated version of the multi-tube mike.

"It could, though, use some sort of labyrinth arrangement so that sound from the sides or rear reaches the mike by two paths. One of these paths could be a half wavelength longer than the other, so that phase reversal and consequent cancellation would take place. But sound from the desired direction would travel a single path and thus avoid cancellation."


AT THIS POINT the bus arrived at their station. It was dark by the time the boys reached H-3, which was probably just as well, for the gun-mike made a curiosity-arousing bundle. Pete and the other boys were waiting for them, and they went straight to Pete's darkened room.

Carl removed Pete's window screen and cranked open a window so that the muzzle of the mike could be thrust outside. Jerry connected the mike pre-amplifier to the input of the tape recorder and slipped on earphones with which to monitor the recorder output.

These preparations were just completed when, as if on cue, a light came on in the room of Natalie, the blonde with the taking ways, and she trooped in with three of her friends. Fortunately it was still unseasonably warm, and Natalie immediately opened her windows wide.

As the girls chatted gaily, Jerry swung the mike back and forth in small arcs on its tripod. Then he stopped; and, as a wide grin spread over his round face, he reached over and started the tape recorder. The boys in the room scarcely breathed for the next four or five minutes while the recorder was running.

Suddenly Jerry stopped the tape and



Always say you saw it in—POPULAR ELECTRONICS

**ALL
NEW!**

Grommes
STEREO-MONAUURAL
HI-FIDELITY
**TUNERS &
AMPLIFIERS**

**High
Quality
Performance
Low in
Cost**

24LJ Stereophonic
Amplifier

Complete 24 watt stereo, pre-amplifier
and amplifier in one low cost unit. Net,
\$79.95 (Enclosure \$10.00 extra).

10LJ Amplifier . . . Low priced stereo
and monaural amplifier. Net, \$59.95
(Enclosure \$10.00
Extra).

LJ8 Amplifier
. . . 12 watt
monaural amplifier with built-in pre-
amplifier. Net, \$39.95 (Enclosure
\$10.00 Extra).

501A Receiver . . . AM-FM Tuner, Stereo
and Monaural Amplifier. Net, \$149.95
less Multiplex (Enclosure \$10.00 Extra).
Write today for FREE literature on the
complete Grommes Line.



GROMMES Div. of Precision Electronics, Inc.
9101-P King Ave., Franklin Park, Illinois
Please rush details on the Grommes Line.

Name.....
Address.....
City..... Zone..... State.....

EARN \$10,000 A YEAR

- DIESEL ELECTRONICS
 AUTO AUTOMATION

The average starting salary of students, completing our FCC License, Electronics Technician Course, and those completing our Diesel Automotive Training, is \$4,300 per year.

After becoming familiar with the industry, their salary usually increases to \$6,000 or \$7,000 per year.

After they become senior technicians, or master mechanics, they can earn \$8,000 to \$10,000 per year.

When they become specialists, or a part of management . . . or start their own business . . . they can earn considerably more.

RESIDENT SHOP TRAINING is easier and costs less than you may think! We provide you with housing and part-time jobs while in school, plus free nation-wide placement service for graduates.

Check subject above in which you are interested and mail for

FREE BOOKLET

Your Future
IN
ELECTRONICS
AND
AUTOMATION

BAILEY
Technical Schools

Veteran Approved
1626 S. Grand, Rm. 28, St. Louis 4, Mo.

Your Future
in
DIESEL and
AUTO
MECHANICS

Name..... Age.....
Street.....
Town..... Zone..... State.....



STEREO STEREO
NEW SONY TAPE DECK

Now, for less than the cost of a good record changer, you can add a versatile new dimension to your hi fi system.
■ The Sony 262-D tape deck has a 4 track stereo erase head and 4 track stereo record/playback head. Heads are wired to six output and input facilities for connection of external electronics to play and record four track stereo. This is the same quality mechanism used in the most expensive Sony Superscope tape recorders.

\$89⁵⁰

Other tape recorders in the remarkable Sony line include the dual track bantam at \$99.50, the Sterecorder 300, a complete portable stereo portable stereo system at only \$399.50, and the 262-SL parallel and sound-on-sound recorder at \$199.50. ■ For literature or nearest dealer, write: Superscope, Inc., Dept. F, Sun Valley, Calif.

SONY **SUPERSCOPE** *The tapeway to Stereo*

Here's the Most Sensational Tape Recorder Ever Made!

PORTABLE TRANSISTOR 2-TRACK TAPE RECORDER!

NO PLUG-IN ELECTRICITY
Records anywhere!
ERASES TOO!

PLAYS ANYWHERE!
INDOORS OR OUT

SAVE BY MAIL

1st TIME BELOW THE FORBIDDEN \$70 FOR A 2-TRACK RECORDER



IT'S NEW! MODERN! SAVE UP TO 43%

COMBINES ALL TOP SPECS!

- 2-Tracks—3 1/4 and 1 7/8 ips!
- Battery Operation Built-in!
- All Transistorized—compact!
- Built-in Amplifier & Speaker!
- Up to ONE Hour of Recording!
- Record Level Battery Indicator!
- Modern Push Button Control!
- Separate Volume Control!
- Separate Speed Control!
- Dual-type Mike—use as standard & also record phone conversations with switch!
- Fast Forward, Rewind, Record, Playback—in vertical or horizontal position!

\$39⁹⁵

POSTAGE PREPAID

With handsome unbreakable portable case (size 8x6x2 1/2"). Includes 3' reel of tape, take-up reel, mike, earphone. Uses standard batteries. EXTRA 300-FT. OF RECORDING TAPE... 99c

LEKTRON 241-243 Everett Avenue CHELSEA 50, MASS.

Now It's Easy and Fun to

BUILD YOUR OWN SUN POWERED RADIO

with Satellite-Type Solar Cells

24-Page handbook gives you detailed instructions, schematic diagrams, where-to-get-parts information.



25¢

Use solar cells that convert sunlight into electricity to power your own radios, transistorized receivers, Citizens Band 27 mc transmitter... sun powered audio and tunnel diode oscillators, sun relays... clear descriptive text gives you step-by-step directions and explanations for each project. Get these interesting projects in the all new IR "EXPERIMENTER'S HANDBOOK."

Mail 25¢ along with coupon to

IR INTERNATIONAL RECTIFIER CORP.
222 KANSAS STREET, EL SEGUNDO, CALIFORNIA

Name _____ Age _____
Address _____
City _____ Zone _____ State _____

started it in a whirring rewind. Next, the tape recorder was placed on the window sill with the speaker facing outside, the volume was cranked wide open, and the tape began to move past the playback head.

From the speaker came a loud peal of girlish laughter, and then a feminine voice asked, "Natalie, what did Mrs. Sorenson want with you in her office this morning?"

"Oh, the old biddy wanted to warn me that I had already exceeded my ten minutes of total tardiness time in meeting our women's weekday 11 p.m. curfew, and that I would be called to account at the next chapter meeting. She wanted me to beg a little, but I didn't give her any satisfaction. Instead, I just kept staring at the dark roots of her blonde hair. She thinks she's fooling everybody, but she's not. And she had the nerve to tell me that perhaps I was going too far in this trophy-stealing thing. The nerve of her!"

By this time pandemonium was breaking out in the room across the street. Natalie held her hands over her ears to shut out the booming parroted words; then she ran to her clothes closet, snatched out a white can-can slip, and waved it frantically in front of the open window in a sign of abject surrender.

When Jerry mercifully cut off the tape recorder, Natalie grabbed up the trophy and headed for the door with her friends behind her, and Pete and his buddies started for the stairs. As Carl and Jerry watched out the window, the two groups met under a street lamp down below, and the trophy changed hands. There was a little talk, and then Natalie made a sign of crossing her heart.

"Well," Jerry said as he started dismantling the gun-mike, "I guess that's that. I'll bet she lays off the trophies from now on, especially since we still have this tape. And maybe we've convinced Pete and his buddies that freshmen are not necessarily complete imbeciles. What are you grinning about?"

"Oh," Carl replied, "I was just thinking what I'm going to say the next time my Uncle Roy asks me his stock question: 'Carl, what are you learning in college?' I'll bet I really rock him back on his heels when I answer, 'How to blackmail a blonde!'"

-30-

Always say you saw it in—POPULAR ELECTRONICS

Across the Ham Bands

(Continued from page 77)

News and Views

David J. Leonard, KN9FZJ, 5304 E. Raymond St., Indianapolis, Ind., started out with a bang. In two weeks on the air, he worked over 100 stations in 25 states (12 confirmed) on 40 and 15 meters. His electron agitator is a Globe Chief De luxe, running 75 watts. His antenna is a 40-meter dipole, 20' high, and he receives on a venerable Hallicrafters SX-16 receiver . . . **Howard Grams, K7JNX**, P. O. Box 463, Gillette, Wyoming, worked 44 states in three months operating portable while at school in South Dakota last spring. Starting over from home, he did even better during the summer on 40, 20, and 15 meters. Now, once again, he is back in South Dakota, studying and hamming. . . **Robert Pollack, WV2QJZ**, 4608 15th Ave., Brooklyn 19, N. Y., has spread 85 contacts over 15 states in a month on 40 meters. A Lettine 240 transmitter and a Hallicrafters S-38E receiver share his 40-meter dipole antenna. Bob has a microphone and a VFO standing by for the arrival of his General ticket one of these days.

Bill Crowell, WA6LSF, 1835 Altura Drive, Concord, Calif., suggests that hams who want to take pictures of their equipment to send to our column try "bounce flash." With a "snapshot" camera, simply aim the flash gun at a pastel ceiling, instead of at the equipment,

then shoot the picture in the normal manner. With more elaborate cameras, try F8 or F12 at 1/100 second. Remove any diffuser from the flash gun and use clear flash bulbs. . . .

Dennis Spranger, KN9AEG, K9AEG, RFD 1, Eland, Wis., worked 25 states and Canada in 2½ months using an AMECO AC-1 15-watt transmitter and a Knight Span Master regenerative receiver. He now has a Heathkit DX-40 transmitter, a National NC-54 receiver, and a states-worked total of 32. His antenna is a 40-meter dipole, 45' high. Dennis is waiting for his Conditional Class license. . . .

Dennis Kohler, K5QPG, 5317 Stanley Ave., Fort Worth 15, Texas, has been on the air for three years. His Heathkit DX-40 and VFO, Hornet tri-band beam, and National NC-188 receiver have earned him WAS and WAC certificates. In the process, he worked 57 countries, acquired a 25-wpm code certificate and a Rag-Chewers Club membership. K5QPG works lots of Novices and is always ready to nominate new members to the RCC. . . **Chris Nelson, KN9CCW**, 925 Ridgewood, Rockford, Ill., influences the ionosphere with an EICO 723 transmitter feeding a 40-meter dipole on 40 and 15 meters. His "hearing aid" is a National NC-99. Thirty-three states, including Alaska, plus Puerto Rico, form his "brag" list.

Gary Cozier, KN4V GK, 11 Oak St., Eglin AFB #9, Fla., worked 30 states and Canada, all confirmed, as a Novice using a Globe Chief 90, a 40-meter dipole, and a National 120 receiver. By the time you read this, Gary and his new Conditional license will be on their way to Greece with his Dad, who is in the Air

FOR SHARPEST, CLEAREST VOICE TRANSMISSION WITH ANY CITIZENS BAND TRANSCEIVERS, SPECIFY THE TURNER 350C



Even the best citizens band equipment is no better than the microphone it uses. That's why more Turner 350C microphones are used as original equipment in CB than any other. That's why it will pay you to specify the Turner 350C when you buy CB equipment or replace your microphone.

■ The 350C is furnished with an 11" retracted (five foot extended) coiled cord. Hanger button and standard dash bracket are included for mobile rig mounting. Response: 80 to 7000 cps. Output: -54 db. Net price: \$10.08. ■ See Turner microphones at your electronic parts distributor or send coupon for complete information and the name of your nearest Turner distributor.



TURNER 254C FOR BASE STATION

Desk type ceramic mike operates by a touch bar on-off switch and lever lock on-off switch. Response: 80-7000 cps. Output: -54 db. Net price: \$14.10.

THE TURNER MICROPHONE COMPANY

946 17th Street NE,
Cedar Rapids, Iowa

Gentlemen:

send me further information on the 350C and 254C CB microphones and the name of my nearest Turner distributor.

NAME _____

ADDRESS _____

CITY _____

STATE _____

Force. When he gets on the air from there, he will be glad to arrange skeds. . . . Not being too proficient in reading Persian script, we got the name of **S. Javad Mesbahi**, P. O. Box 153, Shiraz, Iran, a little mixed up in the April column. So if your letter to Javad came back undelivered, try the address above. . . . **Isaac "Ike" Kisilevich, PJ2CR**, P. O. Box 533, Curacao, Netherlands Antilles, has been on the air for three months, working 40-, 20-, 15-, and 10-meter phone. He uses a Globe Chief transmitter screen-modulated with a Globe SM-90A and receives on a Hallicrafters S-76. His antennas are a 40-meter dipole and a 1-element "rotary beam" which works on 15 and 10 meters. Ike has already worked 25 countries—all confirmed—and 15 states. His aim is WAS; so keep listening for him. He QSL's 100%. Incidentally, Ike uses the r.f. voltmeter described in our April, 1961, column to help get maximum power into his antenna. He also uses the crystal selector switch described in the July, 1960, column.

Paul Obert, K8URZ/KN8URZ, 38185 Aurora Rd., Solon 39, Ohio, has worked 46 states in 10 months on the air. His Knight T-50 transmitter feeds a Windom antenna, and he receives on a Hammarlund HQ-129X helped along by a home-built preselector. A 20-wpm code proficiency certificate hangs on Paul's shack wall. . . . School work prevents **Ted O'Neil, KN7PMA**, Rte. 2, Box 406, Eugene, Oregon, from putting his DX-40 transmitter on the air as often as he would like. However, Ted has a very unusual receiving setup. He has two Philmore CR-5AC 5-tube receivers

hooked up as a single, high-gain 10-tuber! And right in the middle is a Q-multiplier.

That uses up our space for this month. Remember, if the picture of your Novice station is selected as the Novice station of the month, you will receive a one-year new or renewal subscription to POPULAR ELECTRONICS. We will also publish as many additional ham pictures as space permits, and your "News and Views" are always welcome. Address mail to: Herbert S. Brier, W9EGQ, POPULAR ELECTRONICS, P. O. Box 678, Gary, Indiana. 73.
Herb, W9EGQ

Short-Wave Report

(Continued from page 74)

The following is a resume of current reports. At time of compilation all reports are as accurate as possible, but stations may change schedule and/or frequency with little or no advance notice. All times shown are Eastern Standard; the 24-hour system is used. Please send all reports to P. O. Box 254, Haddonfield, N. J., in time to reach your Short-Wave Editor by the eighth of each month.

Afghanistan—*R. Kabul*, 15,222 kc., was heard broadcasting to Europe in Arabic to 1330 and in French to 1400 s/off with Mid-East music. A French newscast was given at 1337. No English has been noted. (*WPE1BM, WPE8MS*)

LOWER THAN WHOLESALE

UTAH 12" CO-AX 15-watt Speaker (Orig. Pkg.).....	9.98
SONOTONE 2T-5 Cartridge (Orig. Pkg. with Hardware).....	3.49
RECOTON DIAMOND Needles for SONOTONE or RONETTE Cartridges (Mono or Stereo).....	3.98
ASTATIC 13-T STEREO Cartridge.....	3.49
K-TRAN 455 KC IF PER PAIR.....	1.49
TOP-HAT 500MA SILICON RECTIFIERS 10 for.....	6.98
UTAH BOXED 4" PM Speaker.....	1.39

Prices effective to Oct. 31, 1961. COMPLETE STOCKS OF EICO-PACO

Get put onto our confidential mailing list. We specialize in STANDARD NAME BRANDS at LOWER THAN WHOLESALE. Write today.

Terms:
25% cash with order,
balance C.O.D.

BANNER

ELECTRONICS, INC.
2304 Chamberlayne Pkwy., Richmond 22, Va.

ACCORDIONS UP TO 1/2 OFF

Save up to 1/2 off retail prices of comparable accordions



5-DAY FREE TRIAL
Buy DIRECT from world's Largest, Exclusive Dealer! Compare our Importer-to-You prices! See how you save! Over 30 models—finest genuine Italian makes! New, easier terms! 5-Day Free Home Playing Trial with satisfaction 100% assured. Bonus Gifts Free. Rush name and address for FREE Color Catalogs and direct Importer-to-You prices—FREE. Write TODAY!
Accordion Corporation of America
2003 W. Chicago Ave., Dept. PE101, Chicago 22

HOW TO MAKE MONEY IN CITIZENS BAND RADIO

AUTHORITATIVE GUIDEBOOK
ABOUT THE BOOM IN TWO-WAY MOBILE RADIO:
GIVES FACTS, FIGURES, PAY RATES.

FREE

WRITE TODAY!

LAMPKIN LABORATORIES, INC. CB Division BRADENTON, FLA.

A GRANCO FIRST!



MODEL 704 STEREO FM/AM RADIO with Automatic Frequency Control \$49.95* Also available as Model 604 FM Radio \$39.95*

Only Granco brings the magnificent new sound of stereophonic FM radio into your home—today! Fine Granco FM/AM radio with AFC...and matching speaker-amplifier Stereo Companion for total listening pleasure never before possible. Hear Granco stereophonic FM radio now—at fine dealers.

STEREO FM RADIO



MODEL SC-4 GRANCO FM STEREO COMPANION \$29.95* for use with Models 704 and 604

Write for free booklet "THE WONDERFUL WORLD OF STEREO FM"

GRANCO America's Leading Specialist in Stereophonic FM
DIVISION • DUMONT EMERSON CORPORATION, Dept. PE, 680 FIFTH AVENUE, N.Y. 19

*Suggested list. Prices slightly higher in some areas.

Andorra—R. Andorra has moved from 6195 kc. to just a few kilocycles higher and reportedly has increased power. Noted in French at 1610, it closes at 1700 after a final ID in Spanish. (WPE3NF, WPE5AVL)

Austria—Vienna, 15,255 kc., was noted at 2100-0000 with continuous music and a multi-language ID every 45 minutes. A late report indicates a possible change to 15,240 kc. Other broadcasts are scheduled on 9610 kc. at 0100-0400; 11,825 kc. at 1700-2000; and 7200 kc. at 0200-0400, 0700-0830, and 0930-1030. (WPE1BM, WPE5AG, WPE6CJ, WPE8AD, WPE8FV, ZS-PE1E)

Australia—VLE9, Melbourne, has replaced 9580 kc. with 9565 kc., and is heard from 0500 s/on in Eng. to S. and S.E. Asia (WPE2ACO)

Belgium—Brussels is scheduled (until October 3) in Eng. at 1900-2000 (Mondays and Fridays at 1945-2000) on 9705 and 11,850 kc. (to Africa) and on 11,805 kc. (to N.A.), and at 1515-1550 daily on 15,435, 15,335, and 17,840 kc. (all to Africa). (WPE2ACO, WPE5AZL, WPE6CJD, WPE8CBM, WPE8CNH, WPE8CSI, WPE8MS, WPE9CEX, WPE9CXW)

Bulgaria—R. Sofia broadcasts on 9700 kc. at 2000-2030 and 2300-2330 in Eng. to N.A. In addition, there is a daily concert at 1835-1900 and a DX program on the first Friday of each month. (WPE1CRZ, WPE2FBB, WPE2FFR,

QSL CARDS FOR YOU?

Your Short-Wave Editor is holding QSL cards addressed to the following WPE call-signs. Check the list to see if your call is on it. If it is, write and ask for your card(s). If your call does NOT appear below, please do not write us for cards. Another list will appear in the near future.

- | | |
|---------|---------|
| WPE2APU | WPE6AEP |
| WPE2BJV | WPE6AXT |
| WPE2BPQ | WPE6BJD |
| WPE2CFP | WPE6BKU |
| WPE2CQP | WPE7WT |
| WPE2DKU | WPE8APB |
| WPE2DOO | WPE8CGC |
| WPE2ELH | WPE9AA |
| WPE2LP | WPE9AOC |
| WPE3AGE | WPE9ASN |
| WPE3BRF | WPE9BPT |
| WPE3HB | WPE9BRB |
| WPE4AFA | WPE9JN |
| WPE4ATZ | WPE9NY |
| WPE4BV | WPE9OL |
| WPE4BYG | WPE9PU |
| WPE4CBN | WPE9QN |
| WPE4KV | WPE9TU |
| WPE4RX | WPE9TV |
| WPE5AQW | WPEØARS |
| WPE5AWK | WPEØAXZ |
| WPE5AWX | WPEØBCT |
| WPE5DO | WPEØGT |
| WPE5FW | VE2PE3T |

Send your request, together with return postage, to Box 254, Haddonfield, N. J., and be sure to give your call-sign as well as your name and address.

MAKE MONEY servicing C/B equipment with **SECO**

2-WAY RADIO TEST SET

Combination Crystal Checker, RF Signal and Field Strength meter. 0-50 ma. meter for final amplifier tuning. Use as RF output indicator. Checks activity on third overtone transmitter crystals—checks fundamental and high overtone crystals at fundamental frequency. Powered by two 1.5 V. "C" cells.



Model 500—wired and factory tested \$29.95 Net

TRANSMITTER TESTER

For low power transmitters up to 160 MC. Calibrated for direct percentage reading of amplitude modulation; 0-5 watts RF output; 0-400 ma. RF output. Connection provided for headphones or scope. Optional "T" pad attenuator adapts to transmitters rated up to 50 watts.



Complete with all necessary cables and adaptors Model 510—\$46.95 Net

ANTENNA TESTER

For 50 ohm coaxial line applications. Simplified direct reading scales for SWR Antenna System Efficiency (read in percent and a Good-Poor scale), Forward Power and Reflected Power. Instrument insertion loss is negligible up to 160 mc. Power ranges are 0-10, 0-100 and 0-1000 watts maximum.



Comp. with instructions Model 520—\$42.95 Net

ATTENU-LOAD

Dual purpose 50 ohm-50 watt unit—ten db "T" pad attenuator reduces power levels by 10 to 1 ratio . . . plus fully shielded 50 ohm termination for coaxial cable applications. Noninductance resistance load bank for low frequencies as well as VHF to 160 mc. With SO-239 coaxial jacks for input and output.



Model 511A \$21.50 Net

SECO TUBE TESTERS

GRID CIRCUIT TUBE TESTER—full TV tube coverage—MODEL GCT-9 \$32.95 net

GRID CIRCUIT AND TUBE MERIT TESTER—full TV tube coverage—Model 78 \$69.50 net

COMPLETE TUBE TESTER—tests Dynamic Mutual Conductance, Cathode Emission and Tube Merit—includes Grid Circuit Test—MODEL 107 \$139.50 net

DYNAMIC TRANSISTOR CHECKER—tests PNP and NPN types—Model 100 \$19.95 net

BATTERY ELIMINATOR—for transistor equipment—yields 0 to 15 V. DC from 105-125V. 60 cycle AC—Model PS-2 \$13.95 net

See your dealer or send coupon.



SECO ELECTRONICS INC.

5015 Penn. Ave. S., Minneapolis 10, Minn.

Please send me full information on Model

500 510 520 511A 107 78
 GCT-9 100 PS-2

FREE Selling and Installing Citizens Band Equipment Bulletin

Name _____

Address _____

City _____ State _____

Build your own superb Scott STEREO COMPONENTS!



HAVE
FUN...
SAVE
MONEY

Have fun... save money... build the best! Now you can get world-famous Scott stereo components in kit form. Think of it... you can build the fabulous new LT-110 FM Multiplex Stereo Tuner... your choice of two complete stereo amplifiers, or a preamp and separate power amp... all from H. H. Scott!

Write today. Find out about these exciting Scott kits.

Choice of 3 Booklets
FREE

H. H. SCOTT

H. H. Scott, Inc. 111 Powdermill Road, Maynard, Mass. Dept. 520-10

Send me the booklets checked below:

20-page "Guide to Custom Stereo" Complete technical information on kits 16-page booklet explaining FM Stereo

Name _____

Address _____

City _____ Zone _____ State _____

Expert: Morhan Exporting Corp., 458 Broadway, N.Y.C.

YOU SAVE MONEY!

RUSH US YOUR LIST
OF HI-FI COMPONENTS
FOR A VERY SPECIAL
GROUP QUOTATION

WRITE FOR FREE AUDIO
DISCOUNT CATALOG A-15

New low prices on tape re-
corders, amplifiers, tuners,
loudspeakers, cartridges, etc.

KEY ELECTRONICS COMPANY
120 LIBERTY STREET
NEW YORK 6, N. Y.

*WPE3BIK, WPE3CHJ, WPE4CVJ,
WPE4CYB, WPE5AYD, WPE5AZL,
WPE8DAV)*

Canada—A rarely heard station is CFVP, *Voice of the Prairies*, Calgary, Alberta, 6030 kc. It was noted at 0105 with news and to 0135 with pop music and commercials. The power is 100 watts. (*WPE0VB*)

Central African Republic—Bangui was tuned on 5034 kc. from 1645 with pop and native tunes and announcements in French. S/off is at 1700 (Saturdays only). The 7220-kc. channel was noted at 0048-0107 with news, ID, time checks, and music, all-French. (*WPE3NF, PY2PE1C*)

Colombia—A new station is *R. Santa Fe*, Bogota, 4965 kc. It appears to be an "all-nighter," with programs consisting mostly of Mexican and Argentine music. Their medium-wave outlet on 1070 kc. is also noted in California when KNX is off the air. Reports go to Apartado Aereo 9339, Bogota. (*WPE4DIV, WPE6BPN*)

R. Televisora Nacional, Bogota, is strong on 3288 kc., and is dual to 5012 kc. An interesting period is from 2240 with WRUL world news, from 2250 with a Moscow relay, from 2255 with a Paris relay, and from 2258 with a relay from the British Broadcasting Corporation, all in Spanish. (*PY2PE1C*)

Congo—*Studio Leopoldville*, 4879 kc., was noted at 1640 with native music, a gong, and French ID, and was heard until s/off at 1800. Is this a Saturday-only broadcast or do they have a new schedule? (*WPE3NF*)

Costa Rica—TIFC, *Faro del Caribe*, San Jose, is now on 6031 kc., having replaced 6037 kc. Their schedule reads 2200-0000 s/off for Eng., dual to 9645 kc. The medium-wave outlet on 995 kc. can also be noted at times. Reports go to Apartado 2710, San Jose. (*WPE6BMI, WPE8CUS*)

Ecuador—*La Voz del Volante* has moved from 6140 to 6100 kc. and is heard well from 2130 to 2300 s/off. The *R. Sweden* DX program listed the power as 15 kw., although station announcements give it as 5 kw. (*WPE1BM, WPE6BPN*)

Finland—Helsinki's latest schedule reads as follows: to N.A. in Eng. at 1100-1130 on Mondays and Fridays on OIX4, 15,190 kc., OIX2, 9555 kc., and at 1600-1630 on Fridays on OIX7, 6120 kc. (transmissions on 11,805 kc. have been deleted until further notice); to N.A. in Swedish and Finnish at 1100-1330 on Sundays, Wednesdays, and Thursdays, at 1530-1800 on Saturdays, at 1600-1800 on Mondays, at 1530-1730 on Tuesdays, and at 1600-1745 on Fridays on 15,190 and 9555 kc. If you report correctly on the 1100-1130 xmsn in Eng., you will receive a QSL from the Finland DX Club as well as from the station. Reports go to: *Oy Yleisradio Ab*, Helsinki. (*WPE4CON, WPE8CUS*)

Ghana—Accra is now using 15,287 kc. from 1450 to past 1600 with Eng. and French news at 1500 and home news at 1600. In addition, they have been testing on 17,865 kc. from before 0942 to past 1315, with Eng. news at 1300. (*WPE1BM, WPE2CRX, WPE2DLT, WPE3CEF, WPE4BC*)

Greece—*R. Athens, The Voice of Greece*, Athens, is heard on 15,345 kc. to N.W. Europe

Always say you saw it in—POPULAR ELECTRONICS

Detect Police Radar Traps
Before They Detect You

RADAR KING

Plans \$1.00
Kits \$19.95



Wired Units \$29.95
Both S and K Band
Operations

WARDELL SMITH, ELECTRONIC DESIGNS
65 Glenwood Road

pat. pending Upper Montclair, New Jersey est. 1924

LEARN WHILE YOU SLEEP!




Experiment in this fascinating, educational new field. Use your phono, recorder or amazing new "Electronic Educator" endless tape recorder. Free catalog lists over 200 unusual tapes, records, equipment for sleep-learning & hypnosis experimenters. Sleep-Learning Research Ass'n., Box 24-PE, Olympia, Wash.

B. S. DEGREE IN 36 MOS.

INDUSTRY AND GOVERNMENT NEED 50,000 NEW ENGINEERS EACH YEAR! Accelerated year-round program puts you in the job-market a whole year early! Also B.E. degree in 27 mos. Aeronautical, Chemical, Civil, Electrical, Mechanical, Electronics; Math, Chemistry, Physics. Quality instruction; widely recognized. Graduates employed from coast to coast. Self-help program. Modest rate. Start Jan., Mar., June, July, Sept. Catalog: 2310 E. Washington Blvd., Fort Wayne 2, Ind.

INDIANA TECHNICAL COLLEGE



Send
**POPULAR
ELECTRONICS**
Every
Month

NAME.....
ADDRESS.....
CITY..... ZONE..... STATE.....


- 3 years for \$10
Check one: 2 years for \$7
 1 year for \$4
 Payment Enclosed Bill Me

In the U. S., its possessions and Canada. Foreign rates: Pan American Union countries, add .50 per year; all other foreign countries, add \$1 per year.

Mail to: **POPULAR ELECTRONICS**

Dept. PE-1061H, 434 S. Wabash Ave., Chicago 5, Ill.

FREE CAREER BOOKLET



To guide you to a
successful future in

ELECTRONICS RADIO-TV COMPUTERS ELECTRICAL ENGINEERING

This interesting pictorial booklet tells you how you can prepare for a dynamic career as an Electrical Engineer or Engineering Technician in many exciting, growing fields:

**MISSILES • AVIONICS • AUTOMATION
SALES • DEVELOPMENT
ELECTRICAL POWER • ROCKETRY
RADAR • RESEARCH**

Get all the facts about job opportunities, length of study, courses offered, degrees you can earn, scholarships, part-time work — as well as pictures of the Milwaukee School of Engineering's educational and recreational facilities. No obligation — it's yours free.

MILWAUKEE SCHOOL OF ENGINEERING

MAIL COUPON TODAY!

Milwaukee School of Engineering
Dept. PE-1061, 1025 N. Milwaukee St., Milwaukee, Wis.
Please send FREE "Your Career" booklet
I'm interested in
 Electronics Radio-TV Computers
 Electrical Engineering Mechanical Engineering

Name..... Age.....
PLEASE PRINT

Address.....


City..... Zone..... State.....

I'm eligible for veterans education benefits.
Discharge date.....

MS-117

YOU NEED THIS

FREE GIANT B-A CATALOG



1962 RADIO-TV ELECTRONICS B-A CATALOG
 ANNUAL CATALOG 631
 35th Anniversary
 31 PAGES, 1967

SAVE UP TO 50% ON B-A SELECTED KITS

HI-FI AND STEREO SYSTEMS & COMPONENTS

TOP VALUES IN POWER AND HAND TOOLS

30 PAGES OF BARGAINS NOT IN ANY OTHER CATALOG

BURSTEIN-APPLEBEE CO.
 Dept. PE, 1012 McGee St., Kansas City 6, Mo.
 Rush me New 1962 B-A Catalog No. 621

Name.....
 Address.....
 City..... State.....

SEND FOR IT TODAY

in French and Eng. at 1220-1240 and in Greek at 1400-1500, and to the Mediterranean Sea areas in Greek at 1700-1730 and 1800-1830. The latest address for reports is: Hellenic National Broadcasting Institute, Technical Services Directorate, 16 Mourouzi St., Athens, Greece. (WPE8MS)

Guatemala—*R. Nuevo Mundo*, TGJA, Guatemala City, 5990 kc., is heard fairly well at 2000 although it can be tuned earlier. Pro-

SHORT-WAVE ABBREVIATIONS

- | | |
|-----------------------|--------------------|
| anmt—Announcement | L.A.—Latin America |
| BBC—British B/C Corp. | N.A.—North America |
| B/C—Broadcasting | R.—Radio |
| Eng.—English | s/off—Sign-off |
| ID—Identification | s/on—Sign-on |
| kc.—Kilocycles | xmsn—Transmission |
| kw.—Kilowatts | xmtr—Transmitter |

grams consist of music and talks, mostly in Spanish. Reports go to *R. Nuevo Mundo*, 6a Avenida 10-45, Zona 1, Guatemala City. (VESPE1DZ)

India—*All India Radio*, Delhi, is noted on 15,150 kc. at 1530-1545 with native music and Eng. anmts, in a beam to West Africa. The 9530-kc. outlet can be tuned in Hindi at 1815-1915 and in Tamil to 2015 broadcast to S.E. Asia. An Eng. ID is given at 15 minutes past each hour. (WPE2ACO, WPE5BFU)

Indonesia—YDU6, Denpasar, has been noted down on 7113 kc. (from 7118 kc.) at 0630 with Indonesian news. A Djakarta outlet has been found on 11,712 kc. at 1200-1300 broadcasting in French to the Mid-East, Africa, and Europe. News is given at 1220. Jamming is severe. (WPE3NF, WPE0AE)

Israel—According to TelAviv's schedule, there are no xmsns on 11,920 kc., only on 9009 kc. The schedule reads: 1445-1515 in French; 1515-1545 in Eng.; 1600-1630 in French (not Arabic as previously reported); and 1630-1700 in Eng. (to W. Africa). However, your Short-Wave Editor is presently in receipt of a report which definitely shows 11,920 kc. as being in use. (WPE2DTO, WPE2FHU)

Katanga—Elisabethville has been noted on a new outlet of 7153 kc. in native language and French at 2315-2330. The 5978-kc. channel has moved to 5953 kc. and was tuned at 2335-0030 with native vocals. The 25-meter xmtr has moved again, this time to 11,885 kc. where it is heard from 2324 with native music. (WPE1BM, WPE2ACO, WPE3NF, WPE6BPN)

Kenya—Nairobi is heard on 4885 kc. at 2242 with music and English. The Asian National Service outlet on 4860 kc. (a move from 4855 kc.) has Eastern music at 2250 and an ID with four chimes at 2254. (WPE3NF, WPE0VB)

Malaya—The BBC Far Eastern Station relays the General Overseas Service as follows: to Australia at 0800-0815 on 9690 kc.; to N. & E. China, Hong Kong, Korea, and Japan at 0410-0430 on 15,435 kc. (to 0600 on 11,955 kc. and to 0630 on 17,755 kc.) and 0630-0845 on 15,435 kc.; to Burma and Thailand at 0800-0815 and 0900-0915 on 9725 kc., at 0800-0815 and 0900-1150 on 11,955 kc., at 0800-0845 and

KUHN "LEADERS IN SPECIALIZED RECEIVING EQUIPMENT"

MOBILE FIXED CONVERTERS

- POLICE
- FIRE
- COMMERCIAL
- CITIZEN'S BAND

345A Complete \$29.95
 A new high gain Crystal Controlled Converter. Excellent sensitivity. Rugged construction. Easy to install. Designed for standard transistor car radios. Requires no high voltage supply. 2-54 MC. or 150-162 MC.

348A Complete \$34.95
 Transistorized, directly tunable Converter. Powered with self-contained mercury cell. Excellent sensitivity and stability. Designed for car, home or portable receivers. Two types available: Aircraft VHF 115-130 MC or 150-162 MC.

344A Complete \$23.95
 A new low cost Crystal Controlled Converter designed for use with standard transistor car radios. Operates directly from 12V DC. Rugged construction. Good sensitivity. Range 2-54 MC.

315A Complete \$13.95
 A low cost Tunable Converter for any 10 MC area of: 26-34 MC. Aircraft VHF, or 150-160 MC. Easily installed. For use with home or auto sets. 316A Directly Tunable Converter. Available in four ranges: 26-30 MC, 30-50 MC, 115-130 MC, or 150-160 MC. Complete \$19.95

ORDER TODAY or SEND FOR FREE CATALOG... containing complete information on a full line of: CONVERTERS AND RECEIVERS FOR EVERY APPLICATION

KUHN ELECTRONICS INC.
 2D GLENWOOD CINCINNATI 17, OHIO

0900-1150 on 9690 kc.; to Indonesia at 0600-0615 on 7110 and 9725 kc. (to 0630 on 11,820 kc.), and at 0410-0530 on 7110 and 11,820 kc. (from 0445 on 9725 kc.), the latter three channels running until 0515 on Saturdays, Sundays, and Tuesdays; to Southern China, Vietnam, Laos, and Cambodia at 0410-0430 and 0630-0845 on 15,435 kc., at 0410-0600, 0800-0815, and 0900-1150 on 11,955 kc., at 0410-0630, 0800-0845, and 0900-1150 on 9690 kc., at 0410-0630 on 17,755 kc., and at 0800-0815 and 0900-0915 on 9725 kc.; to India, Pakistan, and Ceylon at 0800-0845 and 1100-1150 on 11,820 kc. and at 0900-1150 on 9690 kc. Note the following addresses: Head Office—Caldecott Hill Studios, P. O. Box 434, Singapore 11, Singapore; Transmitter Site—P. O. Box 716, Johore Bahru, Malaya. It therefore may be concluded that when listeners hear the BBCFES they hear broadcasts from the country of Malaya and not from Singapore. (WPE8MS)

Monaco—Trans World Radio, Monte Carlo, operates in Eng. at 0130 and 1400 on 7185 kc.; in French at 0645, in Italian at 0715, in German at 1035 and 1140, and in Dutch at 1545, all on 7115 kc.; in Portuguese at 0735 on 11,955 kc.; in Spanish at 0800 on 9705 kc. and at 1615 on 7195 kc.; in Russian at 1105 on 11,710 kc.; in Norwegian at 1230 and in Swedish at 1300 on 7120 kc.; in Hebrew at 1330 on 11,815 kc.; and in German at 1515 on 7185 kc. Other languages to be added: Arabic, Armenian, Hungarian, Latvian, Polish, and Rumanian. (WPE2DTO, WPE3BIK, WPE8MS)

Pakistan—Karachi, 11,672 kc., has been noted with a new Arabic session at 1230-1330. English to Turkey is now heard at 1345-1430. Eng. to Europe at 1445-1530. (WPE1BCA, WPE2ACO, WPE0VB)

Poland—Warsaw broadcasts in Eng. to Europe at 1330-1400 on 9540 kc., at 1430-1500 on 11,865 and 7125 kc., at 1530-1600 on 11,970 and 9675 kc., and at 1630-1700 on 11,865 and 9540 kc.; to Africa at 0700-0730 and 0800-0830 on 7125, 11,800 and 17,800 kc., and at 1700-1730 on 9540, 11,815, and 15,120 kc.; to Australia and New Zealand at 0230-0300 and 0330-0400 on 11,800, 15,275, and 17,800 kc. (WPE2CUF, WPE3BCM)

Rhodesia—Lusaka (African Program), 3975 kc., was noted from 2315 with native vocals. Not heard lately on 4828 kc., this channel may have been dropped. The new xmtr at Gwelo (South Regional Program) was logged from 2300 on 3306 kc. with native and pop music; some Eng. was mixed in with the vernaculars. (WPE3NF)

Sweden—Sveriges Radio, Stockholm, operates in Eng. as follows: at 2215-2245 to Western N.A. and 2045-2115 to Eastern N.A. on 11,805 kc.; at 0900-0930 to Eastern N.A. on 17,840 kc.; at 1245-1315 and 1445-1515 to Africa on 11,705 kc.; at 1800-1830 to Europe on 7210 kc.; at 1115-1145 to the Middle East on 11,705 and 15,240 kc.; at 0945-1515 to S. Asia and at 0730-0800 to the Far East on 17,845 kc. The National Program can be noted at 0000-0400 and 1200-1700 on 6065 kc. and at 0400-0715 on

(Continued on page 106)

KING®

SAVE CASH

YOU GET MORE ITEMS FOR LESS MONEY

EACH

NOT \$1.78

NOT \$1.00

NOT \$0.88

DISCOUNT SALE

SAVE CASH!

2 TRACK

<p>PACKED IN THE NEW RE-USABLE BOX FOR EASY SHELF STACKING!</p> <ul style="list-style-type: none"> <input type="checkbox"/> 5 TRANSISTOR ELECTROLYTICS 66c <input type="checkbox"/> 3 PNP TRANSISTORS..... 3 for 66c <input type="checkbox"/> 1 PHILCO PNP TRANSISTOR..... 66c <input type="checkbox"/> 400 PCS HARDWARE..... 400 for 66c <input type="checkbox"/> 5 15 RELAY SURPRISE..... 5 for 66c <input type="checkbox"/> 5 1N34 DIODES..... 5 for 66c <input type="checkbox"/> 5 TRANSISTOR SOCKETS..... 5 for 66c <input type="checkbox"/> 30 RESISTOR SPECIALS..... 30 for 66c <input type="checkbox"/> 15 STANDARD KNOBS..... 15 for 66c <input type="checkbox"/> 4 TOGGLE TYPE SWITCHES: SPST, DPDT, etc. 115VAC..... 4 for 66c <input type="checkbox"/> 2 SUN CELLS: 5/8" sq. unimtd. Generates volt. from sun..... 2 for 66c <input type="checkbox"/> 1 FERRITE LOOPSTICK, 5" long, matches 365mmf variable..... 66c <input type="checkbox"/> 25 SUBMINI DISCS, condensers. 0.001 to .01 ohm circuits..... 25 for 66c <input type="checkbox"/> 10 MOLDED CONDENSERS, world's finest. 0.003 to .25mfd..... 10 for 66c <input type="checkbox"/> 15 SILVER MICAS, condensers. 1/4c tool; 15 dif. values..... 15 for 66c <input type="checkbox"/> 30 CERAMIC CONDENSERS, discs. 100 ohms to .01 mfd..... 30 for 66c <input type="checkbox"/> 30 MICA CONDENSERS, incl. silver; tool 15 dif. values..... 30 for 66c <input type="checkbox"/> 25 MHC CONDENSERS incl: NPOs, feedthru, molded ceramic..... 25 for 66c <input type="checkbox"/> 1 365MMF VARIABLE CONDENSER, 1/2" sq. 5/16" thick shaft..... 66c <input type="checkbox"/> 30-PC. CONDENSER "SPECIAL" variety; every condenser made 30 for 66c <input type="checkbox"/> 10 POWER RESISTORS..... 5 to 50 watts, 50-7500 ohms, all types 10 for 66c <input type="checkbox"/> 5-PR. RCA PHONO PLUG & JACK 30 for amps, tuners, etc. 5 pr. 66c <input type="checkbox"/> 30 TERMINAL STRIPS, lug & screw types to 9 lugs..... 30 for 66c <input type="checkbox"/> 75-FT. HOOKUP WIRE, 25-ft. rolls, ins. asst. sizes colors..... 75 ft. 66c <input type="checkbox"/> 750-MIL "TOP HAT" RECTIFIER, silicon, 400V, prices to sell..... 66c <input type="checkbox"/> 3 500-MIL SILICON RECTIFIERS, tubular & top hat..... 3 for 66c <input type="checkbox"/> 750-MIL TUBULAR RECTIFIER, silicon, epoxy coating..... 66c <input type="checkbox"/> 15 CRYSTAL DIODES, germanium, unmarked, over-runs, etc..... 15 for 66c 	<ul style="list-style-type: none"> <input type="checkbox"/> 10 MINI PRECISION resistors, 1% only; 1/4" L., 10 values..... 10 for 66c <input type="checkbox"/> 30 TUBULAR CONDENSERS, 0.001 to .01 mfd. to 1800V..... 30 for 66c <input type="checkbox"/> 20 TUBE SOCKETS, incl: mini & shield based, mica-filled..... 20 for 66c <input type="checkbox"/> "HOOK-UP" WIRE SPECIAL, 150-ft. all types, insulation, colors..... 30 for 66c <input type="checkbox"/> 30 CARBON RESISTORS, 1/2", 2W; 1 & 5% tol. IRC, Erie, etc. 30 for 66c <input type="checkbox"/> 1 CARBON MIKE TRANSFORMER, 100 ohms to 120k, by stator..... 66c <input type="checkbox"/> 30 CERAMIC CONDENSERS, discs tool To: .01mf, 15 values, 30 for 66c <input type="checkbox"/> 25 PLUG & RECEPTACLES audio, battery, hi-fi spkrs, etc..... 25 for 66c <input type="checkbox"/> 5 ELECTROLYTICS, EPS, tubular, singles, to triples, to 450V..... 5 for 66c <input type="checkbox"/> 25 COILS, R.F. ant. osc., slug-tuned & I.F.s tool..... 25 for 66c <input type="checkbox"/> 5 TRANSFORMERS, I.P., 450vcs, 200 kcs, 10mc; mini size tool..... 5 for 66c <input type="checkbox"/> 5 VOLUME CONTROLS, to 1/2-neg, sub-mini tool; ea. val. dif..... 5 for 66c <input type="checkbox"/> 15 ALLEN BRADLEY RESISTORS, world's finest..... 15 for 66c <input type="checkbox"/> 13 PRINTED CRT PARTS, transformer, cond. resistors, etc..... 13 for 66c
---	--

SAVE \$3-\$25 Per Kit

All Parts Made in U.S.A.

Sold By LEKTRON Only!

All Parts BRAND NEW!

A LEKTRON FIRST

FREE POSTAGE

We Pay All the Postage on Orders \$10 or more

Postage Chart \$5-\$10 Orders Add 85c \$2-\$5 Orders Add 55c

HOW TO ORDER: Check (✓) blocks; send check, cash, or M.O. Rated: 30 days.

MIN. ORDER 4 KITS

LEKTRON

MAIL TO: KIT KING DIVISION, 241-243 EVERETT AVE., CHELSEA 50, MASS.

LAFAYETTE is America's Citizens Band Headquarters



Ship to Shore



On the Farm



Construction Work




**NO LICENSES,
TESTS OR
AGE LIMITS**

9 LAFAYETTE TRANSISTOR CITIZENS BAND "WALKIE TALKIE"

39.95
2 for 78.88
NO MONEY DOWN

**PORTABLE—
POCKET SIZE
Only
6 3/4 x 3 1/4 x 1 3/8"**



• Completely Wired—Ready to Operate • Fully Transistorized—9 Transistors plus 1 Diode • Uses inexpensive Penlight Batteries • No License, Tests or Age Limits • Comes with Leather Carrying Case, Earphone, Antenna, Batteries and Crystals
As simple and easy to use as the telephone—and twice as handy. Receives and transmits up to 1.5 miles under average conditions. Weighs only 18-oz. and slips into your pocket. Push-to-talk button operates built-in speaker as sensitive microphone.

HE-29A

LAFAYETTE HE-20A

Citizens Band TRANSCEIVER

• PI-Network for Greater Power Output • Calibrated "S" Meter • Series Gate Noise Limiter • Tuneable Superhet Receiver over all 23 Channels • 4 Crystal-Controlled Transmit Positions • 4 Crystal-Controlled Receive Positions • Dependable Push-To-Talk Ceramic Microphone & Relay • Illuminated Dial • Built-in 12-Volt Power Supply • Complete with Matched Crystals for Channel 9

109⁵⁰

**NO MONEY
DOWN**



Made in U.S.A.

LAFAYETTE HE-15A Citizens Band TRANSCEIVER

SUPERHET



Made in U.S.A.

**ONLY
59⁵⁰**
**NO MONEY
DOWN**

• Completely Wired—Not A Kit • 5 Crystal-Controlled Transmitting Positions • Tuneable Receiver Over Full 23 Channels • High Output Ceramic Microphone • Complete with Transmitting Crystal for Channel 9

A compact, precision transmitter and receiver covering up to a 20 mile or more radius, depending upon conditions. The HE-15A features an effective full-wave variable noise limiter, planetary vernier tuning. RF and, microphone jack on front panel, 12 tube performance from 4 dual-function tubes, 2 single-function tubes, 2 rectifiers.

HE-19 Telescoping Whip Antenna Net 3.95
HE-16 Power Supply for 12 Volts Net 10.95
HE-18 Power Supply for 6 Volts Net 10.95

LAFAYETTE ALL-IN-ONE CITIZENS BAND MOBILE ANTENNA

*The Scoop Buy for
Citizens Band Mobiles*

6.95

HE-800WX

• Chrome Swivel Base • Stainless Steel Spring
• 102 1/2" Stainless Steel Whip for Optimum 11-Meter Performance

Chrome swivel ball mount base designed for mounting on any surface. Stainless steel spring holds rod in properly adjusted position and prevents rod damage from shocks and blows. Stainless steel whip for maximum resiliency and strength.



NEW! LAFAYETTE RADIO FIELD INDICATOR

TM-14

6.95

• Continuously Indicates Transmitter Output • Rugged 200 ua Meter Movement • Requires No Electricity, Batteries or Transmitter Connection
Check the performance of marine, mobile or fixed transmitter. Features a 200 ua meter movement with variable sensitivity control. Earphones can be plugged in for an aural check of output. Antenna extends from 3 1/4" to 10 3/4". Magnet on bottom plate allows easy mounting on car dash or metal surfaces. Size, less antenna, 3 1/8 W, 2 1/4 H, 2" D.



**LAFAYETTE
RADIO**

SEND MAIL ORDER TO LAFAYETTE RADIO
111 JERICHO TURNPIKE, SYOSSETT, L.I., NEW YORK

OTHER
LOCATIONS
JAMAICA, N. Y.
165-08
Liberty Avenue

PLEASE INCLUDE SHIPPING CHARGES WITH ORDER

NEW YORK, N. Y.
100 6th Avenue

BOSTON, MASS.
110 Federal Street

PARAMUS, N. J.
182 Route 17

BRONX, N. Y.
542 E. Fordham Rd.

NEWARK, N. J.
24 Central Avenue

PLAINFIELD, N. J.
139 W. 2nd Street

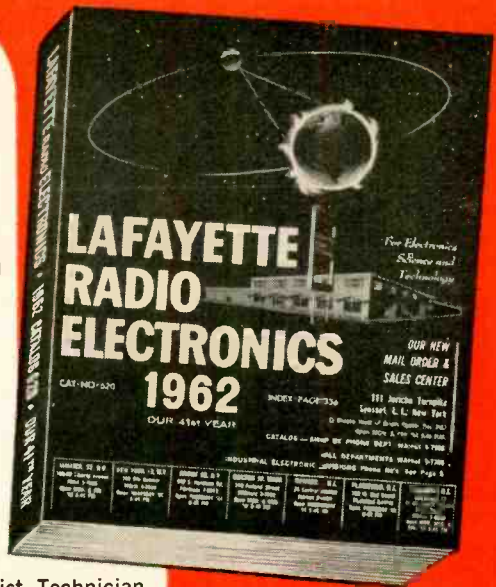
FREE!

LAFAYETTE

340 PAGE
1962 Lafayette Radio Electronics
CATALOG # 620

"America's Hi-Fi & Electronics Shopping Center"

Yours free for the asking — the biggest, best and most comprehensive catalog in the 41-year history of Lafayette Radio. Audiophile, Experimenter, Hobbyist, Technician, Engineer, Student, Serviceman, Dealer — you'll find what you want in this latest Lafayette catalog.



LARGEST STOCK SELECTION. Stereophonic Hi-Fi equipment, Citizens Band, Ham and Amateur equipment, Radio & TV parts, Optics, Industrial Supplies, and much more, including all the favorite name brands.

LAFAYETTE EXCLUSIVES. Featured are the famous Lafayette Kits . . . dollar for dollar the best value for your money today. You'll also see hundreds of Lafayette specials . . . available only from Lafayette. And, as always, **SATISFACTION GUARANTEED OR MONEY REFUNDED.**

LOWEST PRICES. You'll save money too with Lafayette's low, low prices. The lowest prices are always in the Lafayette catalog.

24-HOUR SERVICE. Quick, courteous service is your guarantee at Lafayette. Most orders are fully processed within 24 hours after receipt in the mail Order Division.

NEW EASY-PAY PLAN.
 Now, **NO MONEY DOWN . . .**
 up to 24 months to pay.



**COMPLETELY WIRED,
 FULL SIZE TUBE TESTER**
 TE-15.....19.95



**SUPERHETERODYNE
 COMMUNICATIONS RECEIVER**
 KT-200, Kit 64.50
 HE-10, Wired 79.95



**9-TRANSISTOR
 CITIZENS BAND
 "WALKIE TALKIE"**
 HE-29A each 39.95
 2-for 78.88



**10,000
 OHMS-PER-VOLT
 MULTITESTER**
 TE-10.....9.95



**TRANSISTORIZED
 PORTABLE TAPE RECORDER**
 RK-125.....29.95



**FM STEREO
 MULTIPLEX TUNER**
 LT-700129.50

LAFAYETTE'S
NEW MAIL ORDER HEADQUARTERS
111 JERICHO TURNPIKE
 (2 Blocks West of South Oyster Bay Rd.)
SYOSSET LONG ISLAND, NEW YORK



Watch for Opening
Fall, 1961

LAFAYETTE RADIO, Dept. 1J-1-2

P. O. Box 10 Syosset, N. Y.

- Rush my **FREE Lafayette 1962 Catalog 620**
 Please send me # _____, shipping charges collect.
 I am enclosing \$ _____.

Name _____
 Address _____
 City _____ Zone _____ State _____



Send for **FREE** copy of
RADIO SHACK'S 1962 ELECTRONICS CATALOG
 Nation-wide standard of excellence

Also receive all other issues for 1 full year!

Our bigger, better catalogs offer the widest line of electronic parts and equipment in the world! Stereo, Hi-Fi, Ham Radio, Test Equipment, Pre-Recorded Tapes, Tape Recorders, Records, Parts—plus 30 pages of Kits! 336 pages—over 100,000 items! No Money Down credit terms. Every item backed by a money-back guarantee of satisfaction.

MAIL THIS COUPON TODAY

RADIO SHACK Corp. Dept. 61K7C
 730 Commonwealth Avenue, Boston 17, Massachusetts
 Please send Radio Shack's famous electronics catalogs for one full year—all FREE and POSTPAID.
 Name _____
 Address _____
 City & Zone _____ State _____

RADIOCOM



Citizens Band Transceiver

NEWEST DESIGN OF PROVEN UNIT
 DUAL NOISE LIMITER
 HIGHEST SENSITIVITY AND SELECTIVITY
 TRANSISTOR POWER SUPPLY
 MOST COMPACT—ONLY 3½" HIGH

Yours with easy terms.

15.95 down — 12 months to pay

Now you can own the finest transceiver on the market. The RADIOCOM has been designed, tested, and proven by the thousands in service over a two and half year period to be the ultimate in citizen band design. It is available to you for only 159.50, on easy payment terms of 15.95 down and 12 monthly payments of 12.95. Quantity discounts available for dealers.

Let us prove this is the one for you.

Send NOW for FREE color catalog

RADIOCOM, P. O. BOX 147, Garland 10, Texas

11,880 kc. (WPE1ARV, WPE1CPS, WPE2ACO, WPE5BGP, VE5PE2E)

United States—KQ2XAU, Crosly B/C Corp., 6080 kc., has been noted with open carrier at 0140; ID was given in Morse by cutting the carrier. (WPE0JJ)

Venezuela—R. Barquisimeto, Apartado 576, Barquisimeto, 4990 kc., is heard with L.A. music and frequent announcements around

SHORT-WAVE CONTRIBUTORS

- John Rushton (WPE1ARV), U.S. Air Force, England
 Bill Bonadies (WPE1BCA), Wethersfield, Conn.
 Jerry Berg (WPE1BM), W. Hartford, Conn.
 Edgar Scott (WPE1CPS), Brewer, Maine
 James Stacey (WPE1CRZ), Fitchburg, Mass.
 Paul Buer (WPE2ACO), Harrison, N. Y.
 Joseph Russo (WPE2CRX), Toms River, N. J.
 Paul Plache (WPE2CUF), N. Tonawanda, N. Y.
 Bart Lee (WPE2DLT), Bergenfield, N. J.
 Ronnie Breiger (WPE2DZO), Englewood, N. J.
 Richard Daub (WPE2FBB), Bayside, N. Y.
 Alfred W. Gilmore (WPE2FFR), Lyndhurst, N. J.
 David Listort (WPE2FGX), Elmont, N. Y.
 Henry Marbach (WPE2FHU), White Plains, N. Y.
 Samuel Marsh (WPE3BCM), Baltimore, Md.
 Charles Craft (WPE3BIK), Lansdale, Pa.
 Larry Heckman (WPE3CEF), Nazareth, Pa.
 James Pieklo (WPE3CHJ), Conshohocken, Pa.
 George Cox (WPE3NF), New Castle, Del.
 Grady Ferguson (WPE4BC), Charlotte, N. C.
 Geoffrey Ashford (WPE4CON), Raleigh, N. C.
 David Robertson (WPE4CVJ), Milton, Fla.
 Jim McDonald (WPE4CYB), Cocoa, Fla.
 Ricky Anderson (WPE4DIV), Gainesville, Fla.
 Johnnie Adams (WPE5AFU), El Dorado, Ark.
 William Bing (WPE5AG), New Orleans, La.
 Paul Moratto (WPE5AVL), League City, Texas
 Dwayne Cessac (WPE5AYD), Nederland, Texas
 Robert Gray (WPE5AZL), Texas City, Texas
 Ray Bacon (WPE5BFU), U. S. Air Force, England
 Lee Prall (WPE5BGP), Tulsa, Okla.
 Jack Darden (WPE5BMT), Irving, Texas
 William Wilson (WPE6BMI), San Mateo, Calif.
 Shaler Hanisch (WPE6BPN), Pasadena, Calif.
 Bill Lund (WPE6CI), Manhattan Beach, Calif.
 Bob Robinson (WPE6CID), Cupertino, Calif.
 L. E. Kuney (WPE8AD), Detroit, Mich.
 Ronald Luyster (WPE8AGY), Flushing, Ohio
 Dave Palmer (WPE8CRM), Ironton, Ohio
 Allen Moberly (WPE8CNH), Hazel Park, Mich.
 Norman Elser (WPE8CSI), Evansport, Ohio
 Tim Daum (WPE8CUS), Portsmouth, Ohio
 Jim Kozura (WPE8DAV), Cleveland, Ohio
 Richard England (WPE8FV), Columbus, Ohio
 Mike Kander (WPE8MS), Columbus, Ohio
 William Zink (WPE9CEX), Evanston, Ill.
 R. Cullet (WPE9CXW), Chicago, Ill.
 John Beaver, Sr. (WPE0AE), Pueblo, Colo.
 Gerry Dexter (WPE0J), Waverly, Iowa
 George Buchanan (WPE0VB), Webster Groves, Mo.
 Bill Barclay (VE3PE1DZ), Scarborough, Ont.
 Garf Challoner (VE5PE2E), Norquay, Sask.
 Giacomo Perolo (PY2PE1C), Bauru, Brazil
 H. R. Gutjahr (ZS-PE1E), Pretoria-West, South Africa

2145. They operate daily at 0700-2230 on 4990 kc. and at 0530-2230 on 9510 kc., with 15-kw. units. (WPE5BMT)

Yugoslavia—The latest schedule from Belgrade reads: in Eng. at 1030-1100 on 15,240, 11,735, and 9505 kc. and at 1145-1200 on the same channels, and at 1330-1400 on 6100 and 7200 kc.; in Spanish at 1630-1700 on 6100, 7200, and 9505 kc., and at 1900-1930 and 2000-2030 on 7200, 9505, and 11,735 kc. (WPE2CUF, WPE2FGX)

Unidentified—La Voz de la Libertad, location unknown, has been noted on 13,990 to 14,000 kc. from 1758 to 1822 s/off and around 2200 with talks, political speeches, some marches, and L.A. dance music. (WPE5AFU, WPE8AGY)

—30—

AVAILABLE AT LAST
COMPLETE CONSTRUCTION MANUAL
NATIONALLY FAMOUS VIDEOLA
TV CRAFT KIT BY TECH-MASTER
 Detailed Schematics—Diagrams—Illustrations
 Ideal For Students And Home Projects
 Cost Of Manual Refunded With Kit Purchase
 Send \$3.75 (check-cash-money order) to:
TV Construction Manual—Dept. PE-10 Tech-Master
 75 Front St., Brooklyn 1, N.Y.



Save 30% 4 track
 Stereo music on tape

EMPTY 3 in. plastic reels 7¢ ea.

Bargain Prices! Send for our
 Recorder/blank/prerecorded tape
 catalog E-1 and see why!

SAXITONE TAPE SALES

(Div. of Commissioned Electronics, Inc.)
 1776 Columbia Road, Washington, D.C.

GET
 INTO

ELECTRONICS

V.T.I. training leads to success as technicians, field engineers,
 specialists in communications, guided missiles, computers,
 radar, automation. Basic & advanced courses in theory & laboratory,
 Assoc. degree in 20 mos. B. S. obtainable. ECPD accredited,
 G.I. approved. Graduates with major companies. Start Feb.,
 Sept. Dorms, campus. H. S. graduates or equivalent. Catalog.

VALPARAISO TECHNICAL INSTITUTE

Dept. PE

VALPARAISO, INDIANA

MOVING?

Make sure you notify our
 subscription department about
 any change of address. Be sure
 to include your postal zone num-
 ber as well as both old and
 new addresses. Please allow
 four weeks' time for processing.

POPULAR ELECTRONICS

434 South Wabash Avenue, Chicago 5, Ill.

16-5" SPEAKERS FOR \$24.00 BUILD YOUR OWN "SWEET-16" SPEAKER SYSTEM

When 16 speakers are used in a group, audio response
 goes down to 20 cps and up above normal audible
 range. (4-page reprint of Popular Electronics "Sweet-
 Sixteen" articles sent with each order) 16 all alike
 heavy duty 5" Cletronic 1 1/2 ohm, Amlco V speakers with
 8 ohm voice coils (twice the magnet used in the Popu-
 lar Electronics model) for \$24.00. McGee offers the
 speakers you supply the wood. 5" speaker, \$1.69, 16 for
 \$24.00

WRITE FOR 192 PAGE, 1962 CATALOG
McGEE RADIO, 1903 McGee St., Kansas City 8, Mo.



WALKIE TALKIE RADIO SENDING SET

YOUR OWN POCKET SIZE RADIO STATION

Talk to any house or car radio without wires or
 hookups of any kind! Built-in antenna. Self-
 contained flashlight batteries—Power transi-
 tor! Talk to radios in the same building and to
 cars or between cars up to a mile or more
 away—(depending on local conditions. No li-
 cense or permit needed! SEND ONLY \$3.00
 —(cash, ck. mo) and pay postman only \$9.96
 plus COD postage or send \$12.99 for posted
 delivery. Shipped complete ready to operate.
 Order yours now—Today! Available only from:
WESTERN RADIO, Dept. TEL-10, Kearney, Nebr.



Schober
 captures
 magnificent
 pipe organ
 tone
 in a tiny
 electronic
 tube.



Here is magnificent Pipe Organ tone; tremendous
 tonal color range; two 61-note pipe-organ keyboards;
 hand-rubbed cabinetry in the finish of your choice.
 Taken together they comprise a superlative electronic
 instrument comparable to organs selling for \$2,500 to
 \$6,000.

Yet, when you assemble the Schober of your choice,
 you save more than half the normal cost and create
 a superb instrument to bring the delightful gift of
 music to your family.

Work requiring knowledge and experience is elimi-
 nated. All that remains is the pride and pleasure of
 watching a fine musical instrument take shape under
 your own hands. The Schober organ you assemble will
 equal or surpass any factory-built organ for quality,
 reliability and circuitry.

The coupon brings you full details on how you can
 start building the Schober of your choice with an
 investment of as little as \$18.95. In addition, you may
 have an exciting 10" LP record demonstrating
 Schober's full range of tones and voices. The \$2 charge
 for the record is refunded when you order your
 starting kit. No salesman will call.

THE SCHOBER ORGAN CORPORATION
 Dept. PE-6, 43 West 61st St., N. Y. 23, N. Y.



The Schober Organ Corp.,
 Dept. PE-6
 43 West 61 St., N. Y. 23, N. Y.

Please send me FREE full-
 color booklet and other litera-
 ture on the Schober organ.

Please send me the Hi-Fi
 demonstration record. I en-
 close \$2 which is refundable
 when I order my first kit.

name _____

address _____

city _____ zone _____ state _____

*lowest cost
master antenna system
ever developed*



**NEW
BLONDER-TONGUE
TRANSISTOR 4-SET
BOOSTER—MODEL IT-3**

*All the gain you need from
one antenna for 4 TV or FM sets!*

This new transistor-operated 4-set booster provides higher gain and lower noise than any comparable vacuum tube unit. There are no tubes to replace, lower power drain and negligible heat—all contributing to lower cost, longer maintenance-free operation than any unit on the market. List price of model IT-3, \$32.50.

SUPERB 1, 2, 3 or 4 SET PERFORMANCE

- **1 SET**—B-T 'straight thru' circuit provides full gain without isolation losses (Gain: 9 to 14 db, TV; 8 to 12 db, FM).

- **2, 3 OR 4 SETS**—splitting circuit provides gain and inter-set isolation necessary to provide top performance on 2, 3 or 4 sets. Gain two sets—each set 4 to 8 db; Gain three sets—each set 3 to 4 db; Gain four sets—each set 2 to 3 db.

Sold through distributors. For details write:

engineered and manufactured by

BLONDER-TONGUE
9 Alling St., Newark, N. J.

Canadian Div.: Benco Television Assoc. Ltd., Toronto, Ont.

Export: Morhan Export Corp., New York 13, N. Y.

home TV accessories • UHF converters • master TV systems • Industrial TV systems • FM/AM radios

On the Citizens Band


(Continued from page 60)

across a channel to pick up stations with transmitting tolerances which are either "high" or "low." Many of the rigs which tuned "low," incidentally, were those whose owners openly bragged that they had added a multiple crystal switch.

The transceiver provided excellent communications with a Heath CB-1, two miles away, which used only a nine-foot wire antenna run up the side of a house. We're convinced it was the superior receiver and transmitter in the MC-4 which made the difference.

Tech Notes. After installing a CB unit in a car, Robert Micals of Freehold, N. J., found that a dash light would be handy for night operation. He built one into a radio phone plug.

Bob used a plug with the largest diameter Bakelite handle he could find. In it,



he mounted a switch removed from a toy electric auto. A hole was drilled in the end of the plug and threaded to accommodate a bulb. Over this was cemented a light shield made from a plastic pill bottle, painted black except for a small window. The "hot" lead to the bulb went to the tip of the plug. On the dash, Bob mounted a mating jack, wiring the tip contact to the ignition switch.

The phone-plug light can be rotated to any position, or removed if desired.

How Do You Operate? We've had several letters recently asking whether the "stationary" unit in a CB net should be called "base," "control," or "fixed" when the call-sign is given. Technically speaking, the FCC considers all CB units to be "mobile," so we get no help there.

Personally, we use the designation,

Always say you saw it in—POPULAR ELECTRONICS

"control," maybe because the XYL is usually our chief op at that end! All things considered, however, the best way would probably be to have the base station use "unit one" as its call, numbering other units in order.

What's Your Frequency? Here's a tip that was passed on to us by a friend who prefers to be anonymous. Although CB channels are "odd," since the frequency of each one ends in 5 kc., you can check your actual transmitting frequency with a 100-kc. frequency standard that also has a built-in 10-kc. multivibrator. (You can obtain "semi-kits" for these units from International Crystal Mfg. Co., Oklahoma City, Okla.)

After "zero-beating" the 100-kc. crystal against WWV or WWVH, turn on the 10-kc. multivibrator. This will provide "marker" signals throughout the Citizens Band (27.010, 27.020, 27.030, etc.). Operate your transmitter into a dummy load and listen to the resulting combination signal on your receiver. If the transmitter is smack on frequency, you'll hear a 5000-cycle tone.

Here's how it works: The transmitter's signal will beat in the receiver with marker signals above and below it. If your transmitter is right on channel, actually *two* "beat notes" will be heard, but both will be at 5 kc. If the transmitter's frequency is closer to one marker signal than the other, two *different* beat notes will be produced, representing the differences between the transmitter's frequency and the frequencies of the marker signals.

Note that with this setup you cannot determine whether you are "high" or "low," but by using a 'scope or audio frequency meter you can tell how far off you are. Because of this limitation, the setup, as described, does not provide a sufficient check to meet FCC rules, and may not save you from an off-channel violation notice from the FCC. Remember that all frequency measurements for certification, or for reply to an off-channel notice, **MUST** be made by the holder of an appropriate operator's license, with gear that meets FCC specifications.

Club Notes. Three CB Jamborees that we know of took place this past summer. . . . The Qui-Co Citizens Radio League (Ga.) and the Tri-State Radio Club Inc. held theirs on July 2 and 3,

October, 1961



* **FREE**

* **FREE**

* **FREE**

* **FREE**

* **FREE**

* **FREE**

* **FREE**

10 OLSON STORES
Plus
MAIL ORDER
Visit your local
Olson Stores at . . .

AKRON, OHIO
69 W. State Street

BUFFALO, N.Y.
711 Main Street

CHICAGO, ILL.
4101 N. Milwaukee Ave.

CHICAGO, ILL.
123 N. Western Ave.

CLEVELAND, OHIO
2020 Euclid Ave.

CLEVELAND, OHIO
6813 Pearl Road

COLUMBUS, OHIO
142 N. High Street

INGLEWOOD, CALIF.
4642 W. Century Blvd.

MILWAUKEE, WISC.
423 W. Michigan

PITTSBURGH, PENN.
5918 Penn. Ave.

Fill in coupon for a FREE One Year Subscription to OLSON'S Fantastic Bargain Packed Catalog — Unheard of LOW, LOW, WHOLESALe PRICES on Brand Name Speakers, Changers, Tubes, Tools, Hi-Fi's, Stereo Amps, Tuners and other Bargains.

MAIL TO: 

OLSON ELECTRONICS
825 S. Forge Street
Akron 8, Ohio

NAME _____

ADDRESS _____

CITY _____ ZONE _____ STATE _____

Television RADIO-ELECTRONICS Electricity ELECTRONICS IN NEW SHOP-LABS OF **COYNE**

TRAIN QUICKLY! OLDEST, BEST EQUIPPED SCHOOL of ITS KIND in U.S.

Get practical training in New Shop-Labs of Coyne. Prepare for a better job and a successful future in a top opportunity field. Advanced education or previous experience not needed. Employment service to graduates.

Enroll NOW—Pay Later

Finance Plan and Easy Payment Plan. Also Part Time Employment help for students.

FREE BOOK Clip coupon or write to address below for Free Illustrated Book, "Guide to Careers"—Describes all training offered. No obligation and *No Salesman Will Call*. Act NOW.

B. W. Cooke, Jr., President

COYNE ELECTRICAL SCHOOL

CHARTERED NOT FOR PROFIT
Established 1899
1501 W. Congress Pkwy.
Chicago, Dept. 31.V

Use this coupon to get our free book "GUIDE TO CAREERS"

COYNE ELECTRICAL SCHOOL training at Coyne
1501 W. Congress Pkwy. training at home
Chicago 7, Ill. Dept. of Electronics 31.V

NAME _____
ADDRESS _____
CITY _____ STATE _____

Unlike most other schools, we do not employ salesmen.

TV PICTURE TUBES All Aluminized Glass Types **BUY DIRECT AND SAVE**

- 12LP4 . . . \$8.95 • 21AL/ATP4 . . . \$16.75
- 17BP4 . . . \$9.95 • 24DP4 . . . \$24.50 • 27EP4 . . . \$39.95

ALL TYPES AVAILABLE

These tubes are made from reprocessed glass. All materials including electron gun are brand new.

All Prices with old tube F.O.B. Chicago

PICTURE TUBE OUTLET • 2922 MILWAUKEE, Chicago 18

FREE . . . Write for complete Picture Tube list.

engineering degree in 27 months

Better income . . . faster advancement. Important firms like Tri-State graduates. **BACHELOR OF SCIENCE DEGREE IN 27 MONTHS** in Elect. (Electronics or Power major), Mech., Aero., Chem., Civil Engineering, IN 36 MONTHS in Business Administration (General Business, Actgr., Motor Transport Mgt. majors). Small classes. More professional class hours. Well-equipped labs. Campus. Dorms. Modest costs. Founded 1884. Enter Jan., Mar., June, Sept. Write J. D. McCarthy, Director of Admissions, for Catalog and "Your Career in Engineering and Commerce" Book.

TRI-STATE COLLEGE 36101 College Avenue
Angola, Indiana

110

atop Fort Mountain, three miles east of Chatsworth, Ga. Activities included swimming and dancing, plus a booth section set up for manufacturers and dealers to show their equipment. . . Stickney Lodge of the York Co. (Me.) Fish and Game Assn., Goodwins Mills, was the scene of a Jamboree sponsored jointly by the Standby Club of Biddeford and the Channel Masters of Greater Portland on August 6. A complete chicken dinner was available for \$2.25, and cold drinks were on sale. The door prize was a Johnson Viking. . . On August 13, the Greater Staten Island Chapter of the National 11 Meter League, Inc., held its annual picnic at Connors Hotel, Highlands, N. J. Events there included all sports, CB equipment exhibits, franks, burgers and corn on the cob.

The Oregon Grapevine, Inc., provided a communications system at Portland's Rose Cup Sports Car Races recently, and the club has announced its willingness to participate in other ventures. Contact Kenneth Hahm, 5003 S.E. Malden Drive, Portland 6, Ore. . . Although CB (or whatever it will be called) is not yet a reality in Canada, the Saskatchewan Citizens Radio Club of Saskatoon has started taking membership applications. The Department of Transport is supposedly still considering rules and regulations for a Canadian CB setup. Although the Saskatoon Club is not accepting membership fees yet, they expect to be in business by next Spring. -30-



Always say you saw it in—POPULAR ELECTRONICS

OTOLOGY*



* **The science of hearing.** And when playing your records on the new LESA CD2/21 automatic stereo record changer, you will then realize what you've been missing. Designed by world famous Italian craftsmen. **\$44.50** SLIGHTLY HIGHER WEST

Imported by LESA of America



FREE brochure & dealer name
ELECTROPHONO & PARTS CORP., DEPT. E.B., 530 CANAL ST., N. Y. 13

YOUR BEST CITIZENS BAND BUY!



NEW

**KAAR
TR327
Radiotelephone
the
Deluxe
"D" Phone**

Once again, Kaar's quarter century of progress in 2-way radio communications offers you MORE!

MORE PRACTICAL, USABLE FEATURES

New, Universal Power Supply... New, Illuminated Signal Level Meter... New, Sealed Relay... New, Snap-In, Snap-Out Mounting... 4 Crystal-Controlled Channels... Front Panel Power Output Peak Control... 5-Watt Input... Highly Effective Noise Limiter... Positive Squelch... Lots of Audio... Big 4 1/2" Speaker.

PLUS...TWO TREMENDOUSLY IMPORTANT OPTIONAL FEATURES

Tunable Citizens Band... flexibility and convenience you've never before enjoyed on Citizens Band.
Tunable Standard Broadcast Band... for music, news, and entertainment wherever you go. **179.00**
Always MORE for YOU from KAAR!

(BASIC MODEL)

For complete information on the new, KAAR TR327 send coupon to:
KAAR Engineering Corp.
2994 Middlefield Road, Palo Alto, California

NAME _____

ADDRESS _____

CITY _____

STATE _____

October, 1961

COVER FEATURE STORY
POPULAR ELECTRONICS,* SEPT.

RADAR SENTRY



**NOW with
DUAL-BAND
CIRCUIT**

warns of radar traffic zones ...promotes safe driving

Ingenious miniature micro-wave detector gives advance warning of radar-controlled speed and danger zones within 1/4 mile range. New DUAL-BAND circuit detects *all* commonly used police radar speed meters and traffic control devices.

When triggered by a radar signal, Sentry emits an audible warning... alerts you instantly to check your speed *before* entering radar-timed speed zones or dangerous areas protected by radar-operated signal lights.

Miniaturized and completely transistorized, Radar Sentry requires no wires or antenna... operates on a 1000-hour mercury cell, self-testing battery. Furnished with clip for sun visor mounting and magnetic base for dashboard use. Small, compact... will not obstruct vision (4" W x 2 1/2" D x 3 1/8" H approx.) Weight: 13 oz. Choice of Beige, Sapphire, Blue, or Emerald Green to blend with car interior.

*See cover and special EDITORS' REPORT beginning page 49, September issue.



**NEW
DUAL BAND MODEL**

only **\$39.95** postpaid

Send check, money order, or charge to your Diners' Club account (give card number and signature). Specify color wanted.

MONEY BACK GUARANTEE. Return in 10 days if not satisfied.

RADATRON, INC., 2232 Zimmerman St., North Tonawanda, N. Y.

111



Send for **FREE** copy of
RADIO SHACK'S 1962 ELECTRONICS CATALOG
 Nationwide standard of excellence

Also receive all other issues for 1 full year!

Our bigger, better catalogs offer the widest line of electronic parts and equipment in the world! Stereo, Hi-Fi, Ham Radio, Test Equipment, Pre-Recorded Tapes, Tape Recorders, Records, Parts—plus 30 pages of Kits! 336 pages—over 100,000 items! No Money Down credit terms. Every item backed by a money-back guarantee of satisfaction.

MAIL THIS COUPON TODAY

RADIO SHACK Corp. Dept. 61K7
 730 Commonwealth Avenue, Boston 17, Massachusetts
 Please send Radio Shack's famous electronics catalogs for one full year—all FREE and POSTPAID.

Name _____
 Address _____
 City & Zone _____ State _____

GROVE CB SALE!!

Closing out our stock of CB kits. Nationally advertised at \$39.95 up. Complete with power supply, tubes, crystal, cabinet, coils, etc., less mike. Kit sales final. Rush your order today!!

- 110 VOLT CB TRANSCEIVER KITS **\$19.95**
- 12 VOLT CB TRANSCEIVER KITS **\$22.95**
- 6 VOLT CB TRANSCEIVER KITS **\$22.95**

GET THE GROVE PRICE ON ANTENNAS!

- 3-ELEMENT BEAM ANTENNA (Reg. \$29.95) **\$11.99**
 (Mounts horizontally or vertically)
- GROUND PLANE ANTENNA (Reg. \$15.95) **\$11.99**
 (Famous Make—solid aluminum rods)
- BUMPER MOUNT + 102" WHIP + SPRING (Reg. \$12.00) SALE PRICE **\$8.99**
- BODY MOUNT + 102" WHIP + SPRING + 25 ft. RG58U CABLE—SALE PRICE **\$7.69**
- 11-PC. MOBILE NOISE SUPPRESSION KIT (includes tunable Generator Filter) SALE **\$3.99**
- 100 ft.—RG 58U COAX CABLE **\$2.99**
- 100 ft.—RG 8U COAX CABLE **\$7.99**
- FAMOUS MAKE CB XMTG CRYSTALS (Reg. \$3.95) (EACH) SALE PRICE **\$1.99**
 Lots of 3—\$1.89 each; Lots of 6—\$1.79 each

Check items wanted. Return ad w/check or M.O. Include Postage. Excess returned. C.O.D. orders 50% down (Note: Beam Antennas must be shipped railway express)

GROVE ELECTRONIC SUPPLY COMPANY
 4103 W. Belmont Ave., Chicago 41, Ill.

- Rush items checked
- Send FREE catalog of giant CB Values

Name _____ (please print)
 Address _____
 City _____ Zone _____ State _____

Transistor Topics

(Continued from page 67)

ment. Dave is shown with his award-winning display in Fig. 3; the schematic diagram of his relay/meter circuit is given in Fig. 4.

A *pnp* transistor, *Q1*, is used in the common-emitter arrangement as a single-stage audio amplifier. Operating power is obtained from a 9-volt battery, *B1*, while the input signal is supplied by a PM speaker used as a microphone and matched to the transistor through a small iron-core transformer, *T1*. The circuit may be employed either as a sound-actuated relay or as a sound level meter, depending on the choice of output load—a sensitive relay (*K1*) or an 0-10 ma. milliammeter (*M1*), respectively.

With no input signal, the only collector current is that due to the transistor's inherent leakage, since *Q1* is operated without base bias and is, in essence, a Class B stage. For practical purposes, then, the collector current is virtually zero. If the relay is used as an output device, it remains open, while the meter, if used, indicates minimum or zero current.

In operation, sound waves striking the speaker are converted into a.c. signals and these are applied through *T1* to *Q1*'s base-emitter circuit. The transistor rectifies and amplifies these signals, actuating the output device. The relay closes or the meter indicates a current level which is directly proportional to the




Fig. 3. Reader David Schmidt and the display that won him a superior rating at a district science fair.

Always say you saw it in—POPULAR ELECTRONICS

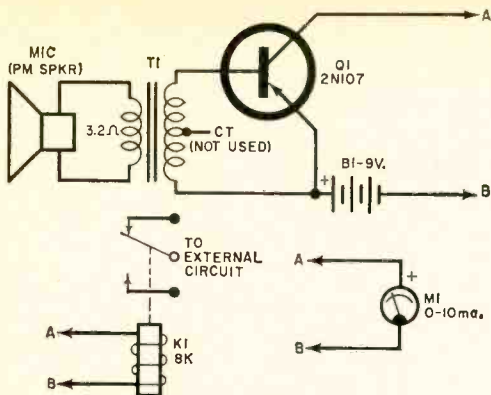


Fig. 4. Schematic diagram of Dave's sound-actuated relay/meter circuit. Speaker serves as microphone.

amplitude of the applied a.c. signal, and hence to the original sound level. Although Q1's collector current is pulsating rather than pure d.c., the relay's inductance and mechanical inertia prevent erratic operation. Similarly, the meter, internally damped, responds to average signal levels. Both devices can follow low-frequency peaks, however, and can "keep time" with music.

Dave's circuit can be assembled either breadboard fashion, as in his original model, or in a small metal or plastic case as a self-contained instrument. The components are readily available. Any PM speaker with a 3- to 6-ohm voice coil will serve as a microphone, although larger speakers, as a general rule, are more efficient. Transformer T1 is a small output transformer used "in reverse" as an input matching device; a Thordarson TR-29 or Argonne AR-160 should give good results. Other pnp transistors may be employed, or even npn types, if the battery and meter polarity are reversed. The relay (K1) is a Sigma 4F with an 8000-ohm coil; a single 9-volt battery, such as a Burgess 2N6, will do for B1 or, if preferred, six flashlight cells can be connected in series as a power supply.

The instrument's effective range depends on the original sound level, on the efficiency of the speaker, and on the transistor's individual gain. Dave says that he has obtained normal operation at distances up to eight feet under average conditions. In some applications, it may be desirable to minimize the instrument's tendency to follow sig-

COMPLETE SERVICE TRAINING ... written so you can understand it!



Fix any TV or Radio Ever Made

EASIER-BETTER-FASTER!

No complicated theory or mathematics! These famous Ghirardi books get right down to brass tacks in showing you how to handle all types of AM, FM, and TV service work by approved professional methods. Almost 1500 pages and over 800 clear illustrations show how to handle every phase of troubleshooting and servicing. Each book is co-authored by A. A. Ghirardi whose manuals have helped train more servicemen than any other books or courses of their kind!

1—Radio and Television Receiver TROUBLESHOOTING AND REPAIR

A complete guide to profitable professional methods. For the beginner, it is a comprehensive training course. For the experienced serviceman, it is a quick way to "brush up" on specific jobs, to develop improved techniques or to find fast answers to puzzling service problems. Includes invaluable "step-by-step" troubleshooting charts that show what to look for and where. 820 pages, 417 illustrations, price \$10 separately.

2—Radio and Television Receiver CIRCUITRY AND OPERATION

This 669-page volume is the ideal guide for servicemen who realize it pays to know what really makes modern radio-TV receivers "tick" and why. Gives a complete understanding of basic circuits and circuit variations; how to recognize them at a glance; how to eliminate guesswork and useless testing in servicing them. 417 illus. Price separately \$9.00.

Special low price . . . you save \$2.00

If broken into lessons and sent to you as a "course," you'd regard these two great books as a bargain at \$100 or more! Under this new offer, you buy both books for only \$17.00 . . . you save \$2.00! No lessons to wait for. You learn fast—and right!

STUDY 10 DAYS FREE!

Dept. PE-101, HOLT, RINEHART & WINSTON, INC., 623900
Technical Div., 383 Madison Ave.,
New York 17, N. Y.

Send book below for 10-day FREE EXAMINATION. In 10 days I will either remit price indicated (plus postage) or return books postpaid and owe you nothing.

Radio & TV Receiver TROUBLESHOOTING & REPAIR (Price \$10.00 separately) No. 708578

Radio & TV CIRCUITRY & OPERATION (Price \$9.00) No. 708214

Check here for MONEY-SAVING COMBINATION OFFER . . . Save \$2.00. Send both of above big books at special price of only \$17.00 for the two. (Regular price \$19.00 . . . you save \$2.00.) No. 709006

SAVE! Send cash with order and we pay postage. Same return privilege with money promptly refunded.

Name

Address

City, Zone, State

Outside U.S.A.—\$10.50 for TROUBLESHOOTING & REPAIR; \$9.50 for CIRCUITRY & OPERATION; \$18.00 for both. Cash only, but money refunded if you return books in 10 days.
(Above offers expire July 1, 1962)

SERVICE MASTER... EVERY TOOL YOU NEED 99% OF THE TIME

Complete 23-piece kit for radio, TV, and electronic service calls. Includes 2 interchangeable handles (Regular and Stubby), 9 snap-in regular nutdrivers... 3 stubby, 3 screwdrivers (2 slotted, 1 Phillips), 2 reamers, 7" extension. Plus "Cushion Grip" long nose plier, diagonals, and adjustable wrench. Durable, plastic-coated case.



XCELITE

XCELITE, INC., ORCHARD PARK, N. Y.
Canada: Charles W. Pointon, Ltd., Toronto, Ont.

ask your distributor to show you Kit 99 SM.

**NEED AN
A.C. OUTLET?
IN CAR, BOAT, TRUCK,
YOU HAVE IT, WITH A
terado POWER
CONVERTER**

Actually gives you 110 volt, 60 cycle A.C. from your 6 or 12 volt D.C. battery! Plug converter into cigarette lighter, and operate lights, electric shavers, record players, electric tools, portable TV, radios, testing equipment, etc.

Models from 15 to 300 watts, priced as low as **\$12.95** LIST

See Your Electronic Parts Dealer or Jobber, or Write:

terado COMPANY
1057 RAYMOND AVENUE
ST. PAUL 8, MINNESOTA

In Canada, ATLAS RADIO CORP. LTD. — Toronto, Ont.

nal peaks; this can be accomplished by connecting a small electrolytic capacitor across the output load device, observing d.c. polarities—a 50- μ f., 12-volt unit should be satisfactory. If the relay version is assembled, the unit's contacts are used as a simple switch to operate an external circuit.

Product News. Lafayette Radio (165-08 Liberty Ave., Jamaica 33, N. Y.) is now offering a small automobile radio designed specifically for "compact" and foreign cars (Catalog No. FS-232). Covering the AM broadcast band, it features a superhet circuit employing eight transistors, one diode, and one Varistor. Current consumption is only 200 ma. at 12 volts. The receiver measures 7" x 2½" x 4¾" overall, and sells for \$39.95, plus postage.

A new kit of eight American-made transistors and diodes, designed to replace more than 95% of the semiconductors used in Japanese and other foreign radios, is now being marketed by Semitronics Corp., 370 Broadway, New York 13, N. Y. Designated as No. 8JP, the kit is supplied with a complete replacement and interchangeability chart.

The "Transi-Phone," a miniature transistorized transceiver designed for the Citizens Band, is being produced by Iwata Electric Co., Ltd., in Japan. Measuring 4⅞" x 2¾" x 1¾" overall, and weighing 12 ounces, it's powered by eight 1.5-volt batteries. The "Transi-Phone" is intended for short-range communication, having an effective range of ½ to 1 mile. Its U. S. distributor is Electronic Importers and Exporters Co., Inc., Long Beach, Calif.

That sums up the semiconductor story for now—be on hand for more news next month.

—Lou

Oscilloscope Quiz Answers

(Questions on page 78)

- | | |
|---------|----------|
| 1.....H | 6.....A |
| 2.....C | 7.....E |
| 3.....I | 8.....B |
| 4.....G | 9.....F |
| 5.....J | 10.....D |

Always say you saw it in—POPULAR ELECTRONICS

Electronics Enthusiasts

(Continued from page 45)

exams.) If he passes the test, he will be issued SWL call letters (example: UA3-2791) and will begin listening on the ham bands at his local club station.

After gaining some experience, he can take a test for a transmitting license. For this he must be 14 years old, be able to handle code at 12 wpm, pass a tougher examination, and build a transmitter.

There are two higher classes of licenses which are issued only after the applicant has passed some very difficult tests, but these licenses offer some worthwhile privileges (operation on all bands, 200 watts of power, and phone as well as c.w. operation). The test for the first-class license, for example, includes a written exam similar to that for our Extra Class license. The applicant must also send and receive code at 18 wpm, design transmitter and receiver circuits, and be able to build and trouble-shoot advanced transmitters and receivers.

The closest thing to the Citizens Band

in the Soviet Union is a group of hams who can operate only on the very high frequency bands (144 and 420 mc.). The minimum age for these hams is 12 years and they needn't pass a code test; as in the U.S., maximum input power is limited to 5 watts.

There are no exact figures on the number of ham stations in the U.S.S.R., but a reasonable guess might be 10,000 to 15,000. The number of individual hams and SWL's is, of course, much greater—many of the ham stations are club stations, each of which has many operators and listeners. *Radio* magazine has announced that the government hopes to have 25,000 ham stations on the air by the end of next year.

The precise number of electronics hobbyists is also unknown. But as long as Russia needs electronics specialists and is willing to train hobbyists to become specialists, we can assume that Russia's electronics needs will be met. From all accounts, we can also assume that Russia's electronics technicians will be well-trained and competent, the equal of any in the world.

-30-

TRU-VAC

FREE

UP TO 100
**1-YR. GUARANTEED
TRU-VAC TUBES**

TO QUANTITY BUYERS!

Now quantity buyers get a FREE assortment of individually-boxed, regular stock TRU-VAC tubes with each order.

1-yr. guaranteed Radio & TV Tubes

35¢

\$33 PER 100 TUBES
EA
These Types Not Included
in 1c Sale!

Factory Used or Factory Second Tubes!
TRU-VAC will replace FREE any tube that becomes defective in use within 1 year from date of purchase! All tubes individually boxed, code dated & branded "TRU-VAC." Partial Listing Only—Thousands More Tubes In Stock!

SPECIAL! 65N7GT.....30¢ 6W4GT.....30¢

02Z	3V4	6AB4	6AV6	6BQ6GT	6CS7	6SF5	7A4/XXL	707	12AZ7	12Q7
1A7GT	4BQ7A	6AF4	6AW8	6BQ7	6CU5	6S67	7A5	7H7	12B4	12R5
1B3GT	4B5B	6AH4GT	6AX4GT	6BR8	6CU6	6SH7	7A6	707	12BA6	12SA7
1H5GT	4BZ7	6AM6	6AX5GT	6BS8	6D6	6S7J	7A7	757	12BA7	12S7J
1S5	4CB6	6AK5	6B8	6BY5G	6DE6	6SK7	7B4	7X6	12BD6	12SK7
1T4	5AM8	6AL5	6BA6	6BZ6	6DC6GT	6SL7	7B5	7X7	12BE6	12SN7GT
1U4	5AN8	6AMB	6B5	6BZ7	6DQ6	6S07	7B6	7Y4	12BF6	12S07
1U5	5AT8	6AN8	6B8	6C4	6F6	6SR7	7B7	7Z4	12BH7	12V6GT
1V2	5AV8	6A05	6B06	6CA8	6H6	6T4	7B8	12A8	12BQ6	12W6GT
1X2	5AZ4	6G6	6B6	6BZ7	6J7	6T8	7C4	12AB5	12BR7	12X4
2AF4	5CG8	6A07	6BF5	6CF6	6K6GT	6U5	7C5	12A05	12BY7	19AU4GT
2BN4	5R4	6AR5	6BGGG	6CG8	6K7	6U8	7C6	12A76	12CA5	19BG6G
2CY5	5T8	6AS5	6B9B	6CH8	6M7	6V6GT	7C7	12A77	12CA5	19T8
3AL5	5U4	6AT6	6BJ6	6CL6	6Q7	6W6GT	7E5	12A06	12F8	25Z6GT
3BC5	5J8	6AU4GT	6BK5	6CM6	6S4	6X4	7E6	12AV6	12K5	35A5
3BN6	5V4G	6AU5GT	6BK7	6CM7	6S6GT	6X5GT	7E7	12AV7	12K7	35B5
3BZ6	5V6GT	6A08	6BL7GT	6CN7	6S7	6X8	7F7	12AX4GT	12K7	35C5
3CB6	5X8	6AV5GT	6BN6	6CR6	6S07GT	6Y6G	7F8	12AX7	12L6	35W4
354	5Y3									

BRAND NEW 1-YEAR GUARANTEED TV PICTURE TUBES

Below Listed prices do not include dud. Add Additional \$5.00 Deposit on tube sizes to 20", on 21" and 24" tubes \$7.50. Deposit refunded immediately when dud is returned prepaid. Aluminized tubes—\$4.00 extra. Picture tubes shipped only to continental USA and Canada—All tubes F.O.B. Harrison, N. J.

10BP4	7.99	17CP4	16.99	21AMP4	17.99	21MP4	18.39
16GP4	16.09	17TP4	16.99	21AVP4	18.79	21VP4	18.39
16RP4	11.99	20CP4	15.89	21WP4	17.49	21WP4	17.49
17AVP4	15.49	20HP4	17.99	21EP4	17.29	21VP4	18.39
17BP4	13.49	21ALP4	18.79	21FP4	18.39	24CP4	27.79

ATTENTION QUANTITY USERS! Big Discounts Are Yours... Call or Write For Our 1000 Tube "Private Label" Special! Money cheerfully refunded within five (5) days, if not satisfied!

SHIPPING INSTRUCTIONS: TRU-VAC® PAYS YOUR POSTAGE on orders of \$5 or more in USA and Territories. Send approximate postage on Canadian and foreign orders. Any order less than \$5 requires 25¢ handling charge. Send 25¢ on C.O.D.'s. ANY TUBE NOT LISTED ALSO AVAILABLE AT 35¢ EACH!

Sensational Offer!
"Self Service"
TUBE CHECKERS
\$37.95 FOB Our Warehouse

Let your customers test their own tubes! These reliable, re-conditioned, 22-socket tube checkers will return your investment in one week or less with little or no effort on your part! Handsome, field-tested console models complete with key for bottom door and neon-lighted head!

\$16.95

LOOK! 1000 USED TV'S
Costly, famous make console models with little or no tube replacement! Re-quire only minor adjustments. Perfect for re-sales, or as your own second set! 16", 17" and 19" screens none smaller! Sets shipped FOB, Harrison, N. J.

(AS 15)

TRU-VAC

Harrison Avenue • Box 107 • Harrison, N. J. HUMBOLDT 4-9770

IN CITIZENS BAND RADIO

there isn't any substitute for

QUALITY SERVICE AND PERFORMANCE

GLOBE ELECTRONICS gives all 3

Made in America by Americans



CB-100A 139.95

For Home, Office, Car, Boat, sports afield with exclusive 3 channel switch, squelch control and button light indicators.



CB-200 189.95

The Broadcaster Deluxe incorporates all the features and versatility for the Commercial user.



**POCKETPHONES
Each 125.00**

Works individually or in conjunction with CB 200 or CB 100A. Exclusive "Power-Pak" rechargeable batteries. A precision instrument.

**SCIENTIFIC ENGINEERING, FIRST
QUALITY MATERIALS, MAXIMUM
PERFORMANCE AND ASSURED
DEPENDABILITY IN OPERATION**

For further information, see your
Globe qualified outlet or write to

GLOBE ELECTRONICS CO.

Division of GC-Textron Electronics, Inc.

MAIN PLANT: 400 S. Wyman St., Rockford, Ill., U.S.A.

POPULAR ELECTRONICS

Advertisers' Index

October 1961

ADVERTISER	PAGE
Accordion Corporation of America	96
Allrex Radio Corporation	92
Allied Radio	84, 85, 86, 87
American Technical Writing Schools, Inc.	20
Audio Devices, Inc.	1
Bailey Technical Schools	93
Banner Electronics, Inc.	96
Blonder-Tongue	108
Browning Laboratories, Inc.	12
Bud Radio, Inc.	82
Burgess Battery Company	26
Burstein-Appleebe Co.	100
Cadre Industries Corp.	2nd COVER
Capitol Radio Engineering Institute, The	29
Central Technical Institute	27
Cleveland Institute of Electronics	7
Conar Instruments	91
Coyne Electrical School	83, 110
DeVry Technical Institute	5
Dukane Corporation	38
Dumont Emerson Corporation	96
E.C.I. Electronics Communications, Inc.	32
EICO	40
Electronic Market	90
Electrophone & Parts Corp.	111
Globe Electronics	116
Grantham School of Electronics	13
Grommes Div. of Precision Electronics, Inc.	93
Grove Electronic Supply Company	112
Hallcrafters	89
Heath Company	80, 81
Holt, Rinehart & Winston, Inc.	113
Indiana Technical College	99
International Crystal Manufacturing Co., Inc.	19
International Rectifier Corp.	94
Johnson Company, E. F.	25
Kaar Engineering Corp.	111
Key Electronics Company	98
Kuhn Electronics, Inc.	100
Lafayette Radio	102, 103, 104, 105
Lampkin Laboratories, Inc.	96
Lektron	94, 101
McGee Radio	107
Micro Electron Tube Co.	88
Milwaukee School of Engineering	99
Mosley Electronics, Inc.	6
Moss Electronic, Inc.	3rd, 4th COVER
National Radio Institute	17, 18, 88
National Technical Schools	15
Olson Electronics	109
Pacotronics, Inc.	21, 22, 23, 24
Picture Tube Outlet	110
Progressive "Edu-Kits" Inc.	39
RCA Institutes, Inc.	34, 35, 36, 37
RTS Electronics Division	11
Rad-Tel Tube Co.	120
Radio Corporation of America	3, 28
Radio Shack Corp.	31, 82, 92, 106, 112
Radatron, Inc.	111
Radiocom	106
Reeves Soundcraft Corp.	16
Rek-O-Kut Co., Inc.	4
Rider Publisher Inc., John F.	14
Sams Co., Inc., Howard W.	10
Saxitone Tape Sales	107
Schober Organ Corporation, The	107
Scientific Development Corporation	9
Scott Inc., H. H.	98
Seco Electronics Inc.	97
Sherwood Electronic Laboratories, Inc.	8
Sleep-Learning Research Ass'n	99
Smith Electronic Designs, Wardell	99
Sonar Radio Corporation	90
Standard Kollsman Industries Inc.	79
Superscope, Inc.	93
Tech-Master	107
Terado Company	114
Texas Crystals	89
Tri-State College	110
Tru-Vac	115
Turner Microphone Company, The	95
U. S. Air Force	33
University Loudspeakers, Inc.	30
Valparaiso Technical Institute	107
Western Radio	107
Xcelite, Inc.	114



ELECTRONICS MARKET PLACE

RATE: 60¢ per word. Minimum 10 words prepaid. December issue closes October 6th. Send order and remittance to Martin Lincoln, POPULAR ELECTRONICS, 1 Park Ave., New York 16, N. Y.

FOR SALE

GOVERNMENT Sells Surplus: Electronics; Oscilloscopes; Transceivers; Test Equipment; Radar; Sonar; Walkie-Talkies; Boats; Jeeps; Aircrafts; Misc.—Send for "U.S. Depot Directory & Procedures"—\$1.00—Brody, Box 425 (PE), Nanuet, New York.

TV Tuners—Rebuilt or Exchanged \$9.95 complete—all types—fast, guaranteed service. Send tuner with all parts to: L.A. Tuner Exchange, 4611 West Jefferson Blvd., Los Angeles 16, California.

GOVERNMENT Surplus Receivers, Transmitters, Snooperscopes, Parabolic Reflectors, Picture Catalog 10¢. Meshna, Malden 48, Mass.

WPE-SWL-CB-QSL Cards — Samples 10¢ — "Brownie" W3CJ1, 3110A Lehigh, Allentown, Penna.

DIAGRAMS for repairing radios or Television \$2.00. Give make, model. Diagram Service, Box 672-PE, Hartford 1, Conn.

BEFORE You Buy Receiving Tubes or Hi-Fi Components send now for your giant Free Zalytron current catalog—featuring nationally known Zalytron First Quality TV-Radio Tubes, Hi-Fi Stereo Systems, Kits, Parts, etc. All priced to Save You Plenty—Why Pay More? Zalytron Tube Corp., 220 W. 42nd St., N.Y.

CITIZENS Band—Amateurs! Add squelch action to your transceivers. OZCO "Snoozer" quiets beyond belief! Compact, completely wired, guaranteed. Easily installed! Only \$2.00 each, \$3.95 pair, postpaid, tax included. OZCO Sales, Canaan, Connecticut.

ELECTRONIC-Scientific Kits by Kit-tronics. Metal Detector, SW Radio, Experimental kits. Catalog and Discount Certificate 10¢. Kit-tronics Corporation, Dept. B-11, 6509 Whitman Avenue, Van Nuys, California.

"SPECIAL! WPE-SWL-CB-QSL cards, 3 colors, \$2.50 per 100—Free Samples, Garth, Jutland, New Jersey."

CITIZEN-Band Crystals—Direct From Manufacturer. Guaranteed .005% Tolerance. Send Only \$1.75 For Each Crystal With Equipment Mfg. Name, Model No. And Channel No. To Michigan Crystal Co., Inc., Box 413, Lansing, Michigan.

CB-OSL-SWL cards. Samples 10¢. Include your personal picture on cards. No extra Cost. Signal, Adams County, Manchester, Ohio.

INFRA-RED!! Snooperscopes, Optics, Lamps, Parts. World's largest stock Infra-red components. Write for Free Infra-red Catalog. McNeal Electric & Equipment, Dept. EW-9, 4736 Olive, St. Louis 8, Mo.

GARAGE Door Operators \$59.95. Rugged chain drive automatic units. Highest quality. Free literature. DemSCO, Inc., Sebring 24, Ohio.

15 Distance One-tube plans—25¢; One-tube Handbook—50¢, including "Electronics-Science," 12 issues \$2.50. Laboratories, 1131-L Valota, Redwood City, California.

DETECT police radar traps before they detect you. Buy Radar King. Plans (deductible) \$1. Kits \$19.95 Buy Radar Ding \$29.95. Operates S and K bands. Wardell Smith, Electronic Designs, 65 Glenwood Road, Upper Montclair, New Jersey.

COMMUNICATIONS — Teletype — Unusual Surplus Bargains. Free Flyer, MDC, 923 W. Schiller, Philadelphia, 40.

WALKIE-Talkie radiophones from \$24.98. Free literature. Vanguard Labs, 190-48 99 Ave., Hollis 23, N. Y.

RADIO & T.V. Tubes Jobber Boxed R.C.A. G.E. Sylvania, Westinghouse, 65% off List Price 25% Deposit on all orders. Balance C.O.D. F.O.B. N.Y. Sutton Electronics Box 503, Hicksville, N.Y.

CONVERT your car or truck generator to 110 V AC; up to 1000 watts. Plans \$1.00. Radio 185 Princeton, Mo.

SPATIAL Stereo. Convert any monaural sound system to Spatial Stereo electronically. No extra amplifier. Costs about \$15.00. Detailed construction plans \$2.75. P.O. Box 2001, Orcutt, California.

POLICE Radar Detector Plans \$1.00; Kits and Hardware also available from Radet, P.O. Box 7432, Cleveland 30, Ohio.

FAST Computer. Tells time anywhere. Instructions included. \$1.25P. P. Loeber, 224-T2 Wyatt, Lincoln, Ill.

100kc. Crystal Calibrators, \$10.95 complete, assembled and guaranteed. Free literature. Elanem Company, 1116 Inwood, Plainfield, New Jersey.

RARE, hard to get Tubes. State your needs. Airway, 10144 W. Jefferson, River Rouge 18, Michigan.

CB'S—Want to transmit further? Add #5686 final RF tube to get maximum efficiency 75%. Plus diagrams information on many other ideas. \$1.00 C.B. Improvement Co. 70 Hill St. Bloomfield, N.J.

COMPUTER amplifiers for parts, less tubes, \$4; Box 7, Cambridge 39, Massachusetts.

UNIQUE! New Citizens Band Pocket Receiver. Cigarette package size, Extremely Sensitive and Lightweight. Completely Transistorized, Tunable, complete with Folding Antenna. Tested, Fool Proof, Guaranteed; other frequencies Available. Only \$19.95, No COD's please, Gratron Industries, Box 645, Huntington Beach, California.

EXPERIMENTERS! Electronic components and goods at bargain prices. Send for Free list. 10-8 Electronics P.O. Box 61, Batavia, Illinois.

MORSE Code by Sleep Teaching. Guaranteed. 4 Taped lessons to 18WPM; \$12.95 each. Electro-Sleep, 8959 Wonderland Ave., Hollywood 46, Calif.

BE A Spy. Correspondence course on wire tapping, bugging telescopic sound pickup, recording techniques, microphotography, and invisible photography. Lessons in surveillance, tailing, and use of equipment. Complete course \$22.50. C. Carrier Co., 5880 Hollywood Blvd., Hollywood 28, Calif.

INVESTIGATORS! Do your own sound work. Write for free brochure of latest electronic equipment. WJS Electronics, 1130 N. Highland Ave., Los Angeles 38, Calif.

TV Tape Recorder. Build your own Video Recorder. Complete correspondence course and construction details \$22.50. C. Carrier Co., 5880 Hollywood Blvd., Hollywood 28, Calif.

TELEPHONE Extension in your car. Answer your home telephone by radio from your car. Complete diagrams and instructions \$2.00. C. Carrier Co., 5880 Hollywood Blvd., Hollywood 28, Calif.

EAVESDROP with a pack of cigarettes. Miniature transistorized FM Radio Transmitter. Complete diagrams and instructions \$2.00. C. Carrier Co., 5880 Hollywood Blvd., Hollywood 28, Calif.

TELEPHONE Voice Switch (LS-500). Actuates automatically and unattended any take or wire recorder. Pictorial installation instructions included. \$23.75. Post Paid US. WJS Electronics, 1130 N. Highland Ave., Los Angeles 38, Calif.

NOVEL Code Oscillator Loudspeaker. Contacts. Case with Handle. Complete. Wired. \$4.75. Frank Mastroni, 6 Ellsworth Ave., Danbury, Conn.

CBERS—Improve sensitivity of your transceiver. Our RF Preamp fits Heathkit GW-10, Kit \$8.99, wired \$11.99. Holstrom Associates, Box 8640-PE, Sacramento 22, California.

POLICE Radar Detector. Stop before those Radar Speed Traps. Easy to build for less than \$10; used with your car radio. Complete Construction Details including Legal Jammer \$3.75. C. Carrier Co., 5880 Hollywood Blvd., Hollywood 28, Calif.

CB-WPE—1000 Two Color "Eyeball" QSO Cards, \$5.00. Deluxe Address Labels, 250 Gold or 500 White, \$2.00. Three Giant 11"x7" Call Signs, \$1.00, Call Signs, Box 933, Aurora, Ill.

GW-10 Owners. Update your Heath Transceiver. A GW-10 Signal Booster Will Increase Receiver R.F. Gain and Sensitivity By 12db. Complete Kit, Less Tube, \$9.95 Plus 20¢ Postage and Insurance. Ray-Tronics, P.O. Box 938, Battle Creek, Mich.

USED TV's, radios, records, hi-fi, tubes, parts, etc. Write for literature. Continental Electronics Co., 2513 N. Broom St., Wilmington, Delaware.

WHOLESALE Buying Guide; \$17.00. Starite Industries. Box 2125, Montgomery, Alabama.

TRANSISTORIZED Test Equipment, New Products. Popular Price Range. Pel-Electronics Box 555, Ridgewood, N.J.

CBERS Wallet-size call cards. Your name, channels over Districts map. \$3.75 Hundred. WILCO, Frankfort, Ill.

HALLICRAFTERS SX-110, including R-47 speaker, one year old. \$100. Contact: Jerry Flynn 37-46 80th Street, Jackson Heights, N.Y.

DIAGRAMS: FOR Fixing Your T.V. \$2 For Radio \$1. Please state model and make of your T.V. or Radio. Hiatt Diagrams, Box 816, Laredo, Texas.

WANTED

TRIGGER—W9IVJ. We Buy Shortwave Equipment For Cash. 7361 W. North, River Forest, Ill., Phone PR 1-8616. Chicago TU 9-6429.

QUICKSILVER, Platinum, Silver, Gold. Ores Analyzed. Free Circular. Mercury Terminal, Norwood, Massachusetts.

WITH a few dollars worth of basic tools and the book "Electronic Experimenter's Manual" to guide you, explore the wonderful world of electronics experimentation. Book features ten big sections, exciting projects and to build and use. \$4.95. Electronics Book Service, One Park Avenue, New York 16, New York.

HIGH-FIDELITY



DISGUSTED with "Hi" Hi-Fi Prices? Unusual discounts on your High Fidelity Requirements. Write Key Electronics, 120 Liberty St., New York 6, N. Y. Cloverdale 8-4288.

DON'T Buy Hi-Fi Components, Kits, Tape, Tape Recorders until you get our low, low return mail quotes: "We Guarantee Not To Be Undersold." Wholesale Catalog Free. Easy time payment plan, 10% down—up to 24 mos. to pay. Hi-Fidelity Center, 220 PC-E.23 St., New York 10, N. Y.

PRICES? The Best! Factory-Sealed Hi-Fi Components? Yes! Send for free catalog. Audion, 25P Oxford Road, Massapequa, N. Y.

RECORDERS, Components, Free wholesale catalogue. Carston, 125-P East 88, N. Y. C. 28.

PROMPT Delivery, We Will Not Be Undersold. Amplifiers, Tape Recorders, Tuners, Etc. No Catalogs, Air Mail Quotes. Compare. L. M. Brown Sales Corp. Dept. P, 239 E. 24 St., N.Y. 10, N.Y.

SOUNDTASTIC! That's what our customers are saying upon receiving our prices on our latest High Fidelity Stereo and Monaural, Amplifiers, tuners, turntables, speakers, tape recorders. kits. All brand new with factory guarantee. Individual quotations only. No catalogues. Audio World, 117-20 14th Rd. College Point 56, New York City. Dept. HR.

"COMPUTERS and How They Work" is must reading for career-minded students and electronics pros who want a more complete knowledge of the computer field. A great Book. \$4.95. Electronics Book Service, One Park Avenue, New York 16, New York.

TAPE & RECORDERS

TAPE Recorders, Hi-Fi, components, Sleep Learning Equipment, tapes. Unusual Values. Free Catalog. Dresser, 1523PE, Jericho Turnpike, New Hyde Park. N. Y.

RENT Stereo Tapes—over 2,000 different—all major labels—free catalog. Stereo—Parti, 811-G Centinela Ave., Inglewood 3, California.

NEW self-hypnosis tape or LP record teaches you quickly, easily. Free literature. McKinley Co., Box 3038, San Bernardino, California.

AMPEX, Bozak, Citation, Concertone, Crown, Magnecord, Presto, Norelco, Tandberg, Sherwood, Thorans, Scott, Shure, others . . . Trades. Boynton Studio, Dept. PE, 10 Pennsylvania Ave., Tuckahoe, N. Y.

WRITE for stereo component prices, no catalogues. We ship anywhere in the U.S. (We say: If you can beat our prices, You're lying!) Masterpiece, 1801 Kings Highway, Brooklyn. In business 16 years—Custom made Cabinets for TV, Stereo, Bars, & HiFi.

STEREO Playback Tape Deck. Professional Quality Precision Made Telefunken Heads, Dual Speed. Special Price \$59.95. Send For details. Universal Dist. Co., P.O. Box 204, Richmond Hill, N. Y.

PATENTS

PATENT Searches, \$6.00. For free Information Record, and "Invention Inventor's Need, write: Miss Heyward, 1029 Vermont Avenue NW, Washington 5, D. C.

INVENTIONS WANTED

INVENTIONS wanted. Patented; unpatented. Global Marketing Service, 2420-P 77th. Oakland 5, Calif.

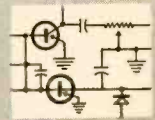
INVENTIONS Wanted for immediate promotion! Patented. unpatented. Outright cash; royalties! Casco, Dept. BB, Mills Building, Washington 6, D.C.

REPAIRS and SERVICING

ELECTRONIC kits wired and tested. Write for free estimate. Naczas Kit Service, 18 Wolfe Street, Manchester, N. H.

ELECTRONIC Sheet Metal Work. Professional Quality. Send Drawing for Estimate. Spencer 256 West 15th St. New York 11, N.Y.

INSTRUCTION



EXPERIMENT with nature electronics. Instructions—Stillwater, Box 337E. Morris Plains, New Jersey.

HIGHLY Effective Home Study Review for FCC Commercial Phone Exams. Free literature. Wallace Cook, Box 10634, Jackson 9, Mississippi.

BEGINNERS. Radio Electronics Explained Simply. Clear, Basic. Plans. 24 Pages. Send \$1. Transspace Laboratory, Box 111, Princeton Junction, New Jersey.

LEARN While Asleep, hypnotize with your recorder, phonograph. Astonishing details, sensational catalog free! Sleep-Learning Association, Box 24-ZD, Olympia, Washington.

BUILD air purifier, ultraviolet lamps. Foolproof instructions 25¢. Radiant, Cambria Heights 11, New York.

MINIATURE Transistor 20 Watt HiFi Amplifier; Wireless FM Mike (Circuit size of your thumb); Transistor Guitar Amplifier; Schematic with Construction info. \$2.00 ea. Brunswick Industries, P.O. Box 639, Hawthorne, Calif.

EARN \$150 Week Mechanical, Electronics Drafting. Send \$2 First Lesson, \$25 Complete Home Study Course. Prior, Inc., Dept. 122, 23-09 169th Street, Whitestone 57, New York.

GOVERNMENT SURPLUS

JEEPS \$278, Airplanes \$159, Boats \$7.88, generators \$2.68, typewriters \$8.79, are typical government surplus sale prices. Buy 10,001 items wholesale, direct. Full details, 627 locations, procedure only \$1.00. Surplus, Box 789-C9Z, York, Penna.

"GOVERNMENT Surplus, Radio, Jeeps, Walkie Talkies, Boats, Binoculars, Etc. Buy Direct. Send for "Depot Locations & Procedures"—50¢—Delta, Box 2262, Dallas 21, Texas.

STAMPS & COINS

NEW Approval Service—300 world-wide stamps only 25¢ to serious collectors with request for approvals. Special selections for beginners. Martin Stamp Co., Box 12, Gravesend Station, Brooklyn 23, New York.

105 Different U.S. Stamps 25¢, Approvals included. Shelron, Box 907J, New York 8, New York.

BOOKS

BOOKS—All 15¢, 2000 titles, all subjects, catalog free. Cosma, Clayton, Ga.

PLASTICS

NEW Liquid Casting Plastic, clear, colors. Embed real flowers, butterflies, photos, coins. Send 25¢ for two handbooks "How to Cast Liquid Plastics" and "How to Make Extra Money at Home." Castolite, Dept. L-108, Woodstock, Illinois.

"COMPUTERS and How They Work" is must reading for career-minded students and electronics pros who want a more complete knowledge of the computer field. A great book. \$4.95. Electronics Book Service, One Park Avenue, New York 16, New York.

LEATHERCRAFT

FREE "Do-It-Yourself" Leathercraft Catalog. Tandy Leather Company, Box 791-W-41, Fort Worth, Texas.

NOW you can build almost any kind of electronic device with 50 vacuum-tube circuits described in a new book, "Vacuum-Tube Circuits for the Electronic Experimenter." \$4.95. Electronics Book Service, One Park Avenue, New York 16, New York.

PHOTOGRAPHY—FILM EQUIPMENT, SERVICES

SCIENCE Bargains—Request Free Giant Catalog "CJ"—144 pages—Astronomical Telescopes, Microscopes, Lenses, Binoculars, Kits, Parts. War surplus bargains. Edmund Scientific Co., Barrington, New Jersey.

BUSINESS OPPORTUNITIES

BUY Direct from factories. Appliances, cameras, watches! Free details! Cam Co., 436 PE Bloomfield Ave., Verona, N. J.

VENDING Machines—No Selling. Operate a route of coin machines and earn amazing profits. 32-page catalog free. Parkway Machine Corporation, Dept. 12, 715 Ensor St., Baltimore 2, Md.

GROW Mushrooms. Cellar, shed and outdoors. Spare, full time, year round. We pay \$4.50 lb. dried. We have 29,000 customers. Free Book. Mushrooms, Dept. 334, 2954 Admiral Way, Seattle, Wash.

MAKE \$25-\$50 Week, clipping newspaper items for publishers. Some clippings worth \$5.00 each. Particulars free. National, 81-DG, Knickerbocker Station. New York.

SECOND Income From Oil Can End Your Toil! Free Book And Oilfield Maps! National Petroleum, Panamerican Bldg.—PE, Miami 32, Florida.

FREE Book "990 Successful, Little-Known Businesses." Work home! Plymouth—455R, Brooklyn 4, New York.

\$3.00 HOUR—home, sparetime, assembling pump lamps. Easy. Write. OUGOR, 67 E. Caldwell, Arkansas.

I WANT A MAN who wants a business of his own. I will train you, supply the equipment, help finance you, start you rolling. This is not a risky get-rich-quick scheme. It is a legitimate business, exclusive protected franchise, proved successful by hundreds throughout the country. An investment of \$995 is required. Send name, address and phone number to Marion Wade, 2117 North Wayne, Dept. 455M, Chicago 14, Illinois.

ELECTROPLATING equipment and supplies. All types for home work shops. Free Catalog. HBS Equipment Division, 1624 East First Street, Los Angeles 33, California.

BECOME a telephoneman, experience unnecessary, details free. Occupations Unlimited. 1100 Reeve, Santa Clara, Calif.

RAISE Rabbits and Fishworms on \$500 month plan. Free details. White's Rabbitry, Mt. Vernon 50, Ohio.

NOW you can build almost any kind of electronic device with 50 vacuum-tube circuits described in a new book, "Vacuum-Tube Circuits for the Electronic Experimenter." \$4.95. Electronics Book Service, One Park Avenue, New York 16, New York.

EDUCATIONAL OPPORTUNITIES

DETECTIVE Profession. Home Study. Badge, Certificate, Future. 4563-AG York, Los Angeles 41, Calif.

ENGINEERING Education for the Space Age. Northrop Institute of Technology is a privately endowed, nonprofit college of engineering offering a complete Bachelor of Science Degree Program and Two-Year accredited technical institute curricula. Students from 50 states, many foreign countries. Outstandingly successful graduates employed in aeronautics, electronics, and space technology. Write today for catalog—no obligation. Northrop Institute of Technology, 1179 West Arbor Vitae Street, Inglewood 1, California.

READ the authoritative book "Class D Citizens Radio"—covers class D history, rules and everything about how it works, what you need, FCC ruling, Etc. \$4.95. Electronics Book Service, One Park Avenue, New York 16, New York.

EMPLOYMENT INFORMATION

HIGH Paying Jobs in Foreign Lands! Send \$2.00 for complete scoop! Foreign Opportunities, Box 172, Columbus 16, Ohio.

EARN Extra money selling advertising book matches. Free samples furnished. Matchcorp, Dept. MD 101, Chicago 32, Illinois.

"COMPUTERS and How They Work" is must reading for career-minded students and electronics pros who want a more complete knowledge of the computer field. A great book. \$4.95. Electronics Book Service, One Park Avenue, New York 16, New York.

MISCELLANEOUS

WRITERS!—Free Sample copy of Pink Sheets listing top-notch USA markets for short stories, articles, books and plays available to you upon request. Write today! Literary Agent Mead, 915 Broadway, New York 10, N. Y.

"BANNED, censored issue", 15c—Pedestrian League, #1308, Church Station, NYC 8.

"FOR Lease: Owner-builder has new, modern, 1-story industrial building just completed. 15,000 sq. ft., 4 offices. Rest rooms for offices and factory. Could have railroad siding. Zoned light manufacturing. Location: Santa Ana, California. Phone Pleasant 4-3385, Janesville, Wisconsin."

HELIUM, Oil, Gas Leases, near Major Oil Company Activity. \$2.00 per acre., offer limited. Security Properties Box 525. Phoenix, Arizona.

"HOMEBREW Guide" Complete Illustrated Instruction Manual, \$1.00. Free Supply Catalog. CalBrew Supplies, 1225-R Luzern, Seaside, California.

FALL ROUNDUP of RAD-TEL Tube Values

BUY 10 TUBES OF ANY ONE TYPE GET 1 FREE

You get 11 tubes (same type) . . . pay for only 10
Offer limited to the following types only:
1R5 - 1U5 - 3BC5 - 3BU8 - 5BK7 - 5U8 - 6AQ5 - 6BN6
6BU8 - 6CD6 - 6EA8 - 6U8 - 12CU6 - 12BH7 - 12W6

UP
TO **75% OFF**
RAD-TEL'S FIRST QUALITY
BRAND NEW TUBES



500 MA SILICON
RECTIFIER Epoxy construction.
size of 1-watt resistor.
1 reverse at 450 Volts .3 ma

30¢ lots of 20 ea. | 35¢ lots of 10 ea. | 45¢ ea.

Each rectifier "Performance Tested" on an American TV Set

1 YR. GUARANTEE
ONE DAY SERVICE

SERVICEMEN: Compare Rad-Tel's "Money-Saving" Fall Roundup of Tube Values. Buy 10 Tubes . . . get 1 Free Direct from Rad-Tel . . . FAST, DEPENDABLE SERVICE. Rad-Tel sells only Brand New Tubes.

Qty. Type	Price	Qty. Type	Price	Qty. Type	Price	Qty. Type	Price	Qty. Type	Price
0C3	.80	2AF4	.96	3Q5	.80	5AV8	1.01	5Y4	.59
0Z4	.79	2D21	1.20	3S4	.61	5BC8	.79	6AG6	1.20
1AX2	.62	2E5	.45	3V4	.58	5BE8	.83	6AB4	.46
1B3	.79	3A3	.76	4AU6	.54	5BK7	.82	6AC5	1.05
1DN6	.55	3A4	.60	4BA6	.51	5BQ7	.97	6AC7	.96
1G3	.79	3AF4	1.02	4BC5	.58	5BR8	.79	6AF3	.73
1H5	.54	3AL5	.42	4BC8	.96	5BT8	.83	6AF4	.97
1J3	.79	3AU6	.51	4BN6	.75	5CG8	.76	6AG5	.68
1K3	.79	3AV6	.41	4BQ7	1.01	5CL8	.76	6AH4	.81
1L4	.68	3BA6	.51	4BS8	.98	5CM8	.90	6AH6	.99
1LC5	.59	3BC5	.54	4BU8	.71	5CQ8	.84	6AK5	.95
1LD5	.69	3BE6	.52	4BZ6	.58	5CZ5	.72	6AL5	.47
1LC5	.69	3BE6	.76	4BZ7	.96	5EAB	.80	6AL7	1.43
1LW5	.59	3BU8	.78	4CS6	.61	5EU8	.80	6AM4	1.50
1R5	.62	3BY6	.55	4DE6	.62	5I6	.68	6AM8	.78
1S2A	.76	3BZ6	.55	4DK6	.60	5T4	.79	6AQ5	.53
1S4	.59	3CB6	.54	4DT6	.58	5T8	.81	6AR5	.55
1S5	.51	3CF6	.60	4EW6	.58	5U4	.60	6AS5	.60
1U4	.58	3CG6	.52	5AM8	.79	5U8	.81	6AS6	.80
1U4	.57	3DG4	.85	5AN8	.86	5V3	.90	6AT6	.43
1U5	.50	3DK6	.60	5AQ5	.52	5V6	.56	6AT8	.79
1V2	.50	3DT6	.50	5AS8	.86	5X8	.78	6AU4	.82
1X2B	.82	3Q4	.63	5AT8	.80	5Y3	.46	6AU6	.52

● NOT AFFILIATED WITH ANY OTHER MAIL ORDER TUBE COMPANY ●

SEND FOR FREE TROUBLE SHOOTER
GUIDE AND NEW TUBE & PARTS CATALOG

RAD-TEL TUBE CO.

DEPT. PE-1061 55 CHAMBERS STREET, NEWARK 5, N. J.

TERMS: 25% deposit must accompany all orders, balance COD. Orders under \$5: add \$1 handling charge plus postage. Orders over \$5: plus postage. Approx. 8 tubes per 1 lb. Subject to prior sale. Prices subject to change. No COD's outside continental USA.


EACH TUBE INDIVIDUALLY & ATTRACTIVELY BOXED

Qty. Type	Price	Qty. Type	Price	Qty. Type	Price
6AU7	.61	6J6	.67	12D4	.69
6AU8	.87	6J7	.62	12DB5	.69
6AV6	.41	6K6	.63	12D8	.75
6AW8	.90	6L6	1.06	12DL8	.85
6AX4	.66	6N7	.98	12DM7	.67
6AX5	.74	6S4	.51	12DQ6	1.04
6AX7	.64	6S8	.76	12D57	.79
6AX8	.92	6SA7GT	.76	12D75	.76
6BA6	.50	6SG7GT	.41	12D77	.79
6BA7	.84	6SH7GT	.49	12D78	.79
6BA8	.88	6SJ7	.88	12D78	.89
6BC5	.61	6SK7GT	.74	12D78	.91
6BC7	.94	6SL7GT	.80	12D78	.94
6BC8	.97	6SN7GT	.65	12E6	.56
6BD5	1.25	6SQT	.73	12EK6	.56
6BD6	.57	6T4	.99	12EL6	.50
6BE6	.55	6T8	.85	12EM6	.79
				12EN6	.78
6BF5	.90	6U8	.83	12EZ6	.53
6BF6	.44	6V6GT	.54	12F8	.66
6BG6	1.66	6V8	.86	12FA6	.79
6BH6	.65	6W4	.60	12FM6	.43
6BH8	.87	6W6	.71	12FR8	.91
6B16	.62	6X4	.39	12F8	.56
6B17	.79	6X5GT	.53	12G6	1.06
6B7	.85	6X8	.80	12J8	.84
6BL7	1.00	6Y6G	.65	12K5	.65
6BN4	.57	7AB	.68	12L6	.58
6BN6	.74	7AU7	.61	12S8	.62
6BQ5	.65	7B6	.69	12SA7	.92
6BQ6	1.05	7EY6	.73	12SF5	.50
6BQ7	1.00	7F8	.90	12SF7	.69
6BR8	.78	7Y4	.69	12SH7	.49
6BS8	.90	8AU8	.83	12SJ7	.67
6BU8	.70	8AW8	.93	12SK7	.74
6BX7	1.02	8BH8	.90	12SL7	.80
6BY5	1.15	8BN8	.75	12SN7	.67
6BY6	.54	8BQ5	.60	12SQ7	.78
6BY8	.66	8CG7	.62	12U7	.62
6BZ6	.55	8CM7	.68	12V6	.53
6BZ7	1.01	8CN7	.97	12W6	.69
6BZ8	1.09	8CS7	.74	12X4	.38
6C4	.43	8CX8	.93	17AX4	.67
6C8	.90	8EB8	.94	17BQ6	1.09
6CB6	.55	8SN7	.66	17D4	.69
6CQ6	1.42	9CL8	.79	17DQ6	1.06
6C5	.57	11CY7	.75	17L6	.56
6CF6	.64	12A4	.60	17W6	.70
6CG7	.61	12AB5	.55	18F6	.49
6C8	.77	12AC6	.49	18FX6	.53
6CK4	.70	12AD6	.57	18FY6	.50
6CL8	.79	12AE6	.43	19AU4	.83
6CM6	.64	12AE7	.94	19BG6	1.39
6CM7	.66	12AF3	.73	19B8	.80
6CM8	.90	12AF6	.49	19V8	.79
6CN7	.65	12AJ6	.46	21EX6	1.49
6CQ8	.84	12AL5	.45	25AV5	.83
6CR6	.51	12AL8	.95	25AX4	.70
6CS6	.57	12AQ5	.60	25BK5	.91
6CS7	.69	12AT6	.43	25BQ6	1.11
6CQ5	.58	12AT7	.76	25C5	.53
6CU6	1.08	12AU6	.51	25CA5	.59
6CY5	.70	12AV7	.60	25CQ6	1.44
6C77	.71	12AV6	.41	25CU6	1.11
6D4A	.68	12AV7	.75	25DN6	1.42
6DB5	.69	12AX4	.67	25EH5	.55
6DB6	.51	12AX7	.63	25L6	.57
6DE6	.58	12AY7	1.44	25W4	.68
6DG6	.59	12AZ7	.86	25Z6	.66
6DK6	.59	12B4	.63	32ET5	.55
6DN6	1.55	12BA6	.50	32L7	.90
6DQ6	1.10	12BA7	.84	35B5	.60
6DT6	.53	12BD6	.50	35C5	.51
6E7A	.79	12BE6	.53	35L6	.37
6E8B	.79	12BF6	.44	35W4	.42
6E8S	.72	12B77	.77	35Z5	.60
6EB8	.94	12BK5	1.00	36AM3	.36
6EM5	.76	12BL6	.56	50B5	.60
6EM7	.82	12BQ6	1.06	50C5	.53
6E08	.79	12BY7	.77	50EH5	.55
6EW6	.57	12BZ7	.75	50L6	.61
6EY6	.75	12C5	.56	5763	1.00
6F5GT	.39	12CN5	.56	70L7	.97
6F6	.69	12CR6	.54	70Z5	.69
6GK6	.79	12C05	.58	84/6Z4	.46
6GN8	.94	12C06	1.06	807	.70
6H6	.58	12CK6	.54	117Z3	.61
6J5GT	.51				

SHIPPED ON APPROVAL NO MONEY WITH ORDER — NO C.O.D.

Superior's New Model 85—a DYNAMIC type **TRANS-CONDUCTANCE**

TUBE TESTER



Model 85—Trans-Conductance Tube Tester. Total Price—\$52.50.

Terms: \$12.50 after 10 day trial, then \$8.00 monthly for 5 months if satisfactory. Otherwise return, no explanation necessary.

● Employs latest improved TRANS-CONDUCTANCE circuit. Tests tubes under "dynamic" (simulated) operating conditions. An in-phase signal is impressed on the input section of a tube and the resultant plate current change is measured as a function of tube quality. This provides the most suitable method of simulating the manner in which tubes actually operate in radio, TV receivers, amplifiers and other circuits. Amplification factor, plate resistance and cathode emission are all correlated in one meter reading.

● **SYMBOL REFERENCES:** For the first time ever in a trans-conductance tube tester, Model 85 employs time-saving symbols (★, +, ○, ▲, ■) in place of difficult-to-remember letters previously used. Repeated time studies proved to us that use of these scientifically selected symbols speeded up the element switching step. As the tube manufacturers increase the release of new tube types, this time-saving feature becomes more necessary and advantageous.

● **THE "FREE-POINT" LEVER TYPE ELEMENT SWITCH ASSEMBLY** marked according to RETMA basing, permits application of test voltages to any of the elements of a tube. The addition of an extra switch position permits the application of the necessary grid voltage needed for dynamic testing and insures against possible obsolescence due to changes in basing design.

● **NEW IMPROVED TYPE METER** with sealed air-damping chamber provides accurate, vibrationless readings.

● **FREE FIVE (5) YEAR CHART DATA SERVICE.** The chart provided with Model 85 includes easy-to-read listings for over 1,000 modern tube types. Revised up-to-date subsequent charts will be mailed to all Model 85 purchasers at no charge for a period of five years after date of purchase.

● **SPRING RETURN SAFETY SWITCH** guards Model 85 against burn-out if tube under test is "shorted."

● **7 AND 9 PIN TUBE STRAIGHTENERS** have been included on the front panel to eliminate possibility of damaging tubes with bent or out-of-line pins.

● **AN ULTRA-SENSITIVE CIRCUIT** is used to test for shorts and leakages up to 5 megohms between all tube elements.

Model 85 comes complete, housed in a handsome portable cabinet with slip-on cover. Only

\$52.50



Model 79—Super Meter

Total Price \$38.50

Terms: \$8.50 after 10 day trial, then \$6.00 monthly for 5 months if satisfactory. Otherwise return, no explanation necessary.

SUPERIOR'S
NEW MODEL 79

SUPER-METER

WITH NEW 6"
FULL-VIEW METER

A Combination VOLT-OHM MILLIAMMETER

Plus CAPACITY, REACTANCE, INDUCTANCE & DECIBEL MEASUREMENTS
Also Tests SELENIUM & SILICON RECTIFIERS, SILICON & GERMANIUM DIODES

The model 79 represents 20 years of continuous experience in the design and production of SUPER-METERS, an exclusive SICO development. It includes not only every circuit improvement perfected in 20 years of specialization but, in addition includes those services which are "musts" for properly servicing the ever-increasing number of new components used in all phases of today's electronic pro-

duction. For example with the Model 79 SUPER-METER you can measure the quality of selenium and silicon rectifiers and all types of diodes—components which have come into common use only within the past five years, and because this latest SUPER-METER necessarily required extra meter scale, SICO used its new full-view 6-inch meter.

SPECIFICATIONS:

● **D.C. VOLTS:** 0 to 7.5/15/75/150/750/1,500 ● **A.C. VOLTS:** 0 to 15/30/150/300/1,500/3,000 ● **D.C. CURRENT:** 0 to 1.5/15/150 Ma. 0 to 1.5/15 Amperes ● **RESISTANCE:** 0 to 1,000/100,000 Ohms, 0 to 10 Megohms. ● **CAPACITY:** .001 to 1 Mfd. 1 to 50 Mfd. ● **REACTANCE:** 50 to 2,500 Ohms, 2,500 Ohms to 2.5 Megohms. ● **INDUCTANCE:** 15 to 7 Henries, 7 to 7,000 Henries. ● **DECIBELS:** —6 to +18, +14 to +38, +34 to +58. The following components are all tested for QUALITY at appropriate test po-

entials. Two separate BAD-GOOD scales on the meter are used for direct readings. All Electrolytic Condensers from 1 MPD to 1000 MPD. All Germanium Diodes. All Selenium Rectifiers. All Silicon Diodes. All Silicon Rectifiers.

Model 79 comes complete with operating instructions, test leads, and streamlined carrying case. Use it on the bench—use it on calls. Only

\$38.50

We invite you to try before you buy any of the models described on this page and the following page. If after a 10 day trial you are completely satisfied and decide to keep the Tester, you need send us only the down payment and agree to pay the balance due at the monthly indicated rate.

NO INTEREST OR FINANCE CHARGES ADDED!

If not completely satisfied, you are privileged to return the Tester to us, cancelling any further obligation.

SEE OTHER SIDE

CUT OUT AND MAIL TODAY! ▶

MOSS ELECTRONIC, INC.
Dept. D-904 3849 Tenth Ave., New York 34, N. Y.

Please send me the units checked on approval. If completely satisfied I will pay on the terms specified with no interest or finance charges added. Otherwise, I will return after a 10 day trial positively cancelling all further obligation.

Model 79 Total Price \$38.50
\$8.50 within 10 days. Balance
\$6.00 monthly for 5 months.

Model 85 Total Price \$52.50
\$12.50 within 10 days. Balance
\$8.00 monthly for 5 months.

Model TV-50A Total Price \$47.50
\$11.50 within 10 days. Balance
\$6.00 monthly for 6 months.

Model 83 Total Price \$38.50
\$8.50 within 10 days. Balance
\$6.00 monthly for 5 months.

Name
Address
City Zone State

All prices net, F.O.B., N. Y. C.

SHIPPED ON APPROVAL NO MONEY WITH ORDER — NO C. O. D.



Model 83—C.R.T. Tube Tester
Total Price \$38.50

Terms: \$8.50 after 10 day trial, then \$6.00 monthly for 5 months if satisfactory. Otherwise return, no explanation necessary.

SUPERIOR'S
NEW
MODEL 83

C.R.T. TESTER

Tests and Rejuvenates ALL PICTURE TUBES

ALL BLACK AND WHITE TUBES ALL COLOR TUBES

From 50 degree to 110 degree types
—from 8" to 30" types.

● Model 83 is not simply a rehashed black and white C.R.T. Tester with a color adapter added. Model 83 employs a new improved circuit designed specifically to test the older type black and white tubes, the newer type black and white tubes and all color picture tubes. ● Model 83 provides separate filament operating voltages for the older 6.3 types and the newer 8.4 types. ● Model 83 employs a 4" air-damped meter with quality and calibrated scales. ● Model 83 properly tests the red, green and blue sections of color tubes individually—for each section of a color tube contains its own filament, plate, grid and cathode. ● Model 83 will detect tubes which are apparently good but require rejuvenation. Such tubes will provide a picture seemingly good

Test ALL picture tubes—in the carton—out of the carton—in the set!

but lacking in proper definition, contrast and focus. To test for such malfunction, you simply press the rel. switch of Model 83. If the tube is weakening, the meter reading will indicate the condition. ● Rejuvenation of picture tubes is not simply a matter of applying a high voltage to the filament. Such voltages improperly applied can strip the cathode of the oxide coating essential for proper emission. The Model 83 applies a selective low voltage uniformly to assure increased life with no danger of cathode damage.

Housed in handsome portable Saddle Stitched Texon case—complete with sockets for all black and white tubes and all color tubes. Only

\$ 38⁵⁰



Model TV50-A—Genometer
Total Price \$47.50

Terms: \$11.50 after 10 day trial, then \$6.00 monthly for 6 months if satisfactory. Otherwise return, no explanation necessary.

Superior's New Model TV-50A **GENOMETER**

7 Signal Generators in One!

- ✓ R.F. Signal Generator for A.M.
- ✓ R.F. Signal Generator for F.M.
- ✓ Audio Frequency Generator
- ✓ Marker Generator
- ✓ Bar Generator
- ✓ Color Dot Pattern Generator
- ✓ Cross Hatch Generator

This Versatile All-Inclusive GENERATOR Provides ALL the Outputs for Servicing:

● A.M. RADIO ● F.M. RADIO ● AMPLIFIERS ● BLACK AND WHITE TV ● COLOR TV

R. F. SIGNAL GENERATOR: 100 Kilocycles to 60 Megacycles on fundamentals and from 60 Megacycles to 180 Megacycles on powerful harmonics.

VARIABLE AUDIO FREQUENCY GENERATOR: Provides a variable 300 cycle to 20,000 cycle peaked wave audio signal.

MARKER GENERATOR: The following markers are provided: 189 Kc., 262.5 Kc., 456 Kc., 600 Kc., 1000 Kc., 1400 Kc., 1600 Kc., 2000 Kc., 2500 Kc., 3579 Kc., 4.5 Mc., 5 Mc., 10.7 Mc., (3579 Kc. is the color burst frequency)

BAR GENERATOR: Pattern consists of 4 to 16 horizontal bars or 7 to 20 vertical bars.

DOT PATTERN GENERATOR (FOR COLOR TV): The Dot Pattern projected on any color TV Receiver tube by the Model TV-50A will enable you to adjust for proper color convergence.

CROSS HATCH GENERATOR: The pattern consists of non-shifting horizontal and vertical lines interlaced to provide a stable cross-hatch effect.

\$47⁵⁰ NET

Complete with shielded leads

TRY FOR 10 DAYS THEN

IF you buy! THEN if satisfactory

pay in easy, interest free, monthly payments. See coupon inside.

We invite you to try before you buy any of the models described on this and the preceding page. If after a 10 day trial you are completely satisfied and decide to keep the Tester, you need send us only the down payment and agree to pay the balance due at the monthly indicated rate. (See other side for time payment schedule details.)

**NO INTEREST
OR FINANCE
CHARGES ADDED!**

If not completely satisfied, you are privileged to return the Tester to us, cancelling any further obligation.

**SEE OTHER
SIDE**

CUT OUT AND MAIL TODAY!

FIRST CLASS

Permit No. 61430

New York, N. Y.

BUSINESS REPLY CARD

No Postage Stamp Necessary if Mailed in the U. S.

POSTAGE WILL BE PAID BY —

MOSS ELECTRONIC, INC.

3849 TENTH AVENUE

NEW YORK 34, N. Y.

VIA AIR MAIL

