

BUILD ONE-TUBE POLICE RECEIVER

POPULAR

**SEPTEMBER
1961**

ELECTRONICS

**35
CENTS**

**SPECIAL: Editors Report
on the**

**Transistorized
Voltmeter**


Hi-Fi FM Tuner

**Photoelectric
Control**

**Cathode
Modulator**

**RADAR
SPEED TRAP
DETECTOR**

(see p. 49)



CB'ers

**EASY
100% Modulation
CHECKER (p. 53)**



This is CADRE 2-Way Radio

developed by **CADRE INDUSTRIES CORP.**
for the 27 Mc **CITIZENS BAND OPERATION**

These CADRE units are built to the highest standards of the electronics industry, by a company that has been long established as a prime manufacturer of precision electronic research equipment and computer assemblies. CADRE transceivers are 100% transistorized — compact, lightweight . . . engineered for unparalleled performance and reliability.

The CADRE 5-Watt Transceiver, at \$199.95, for example, for offices, homes, cars, trucks, boats, aircraft, etc., measures a mere 11 x 5 x 3", weighs less than 6 pounds! Nevertheless, it offers 5 crystal-controlled transmit/receive channels (may be used on all 22), and a range of 10 miles on land, 20 over water!

The CADRE 100-MW Transceiver, \$124.95, fits into a shirt pocket! Weighs 20 ounces, yet receives and transmits on any of the 22 channels . . . efficiently, clearly . . . without annoying noise. A perfect "pocket telephone"!

For the time being, it is unlikely that there will be enough CADRE transceivers to meet all the demand. Obviously, our dealers cannot restrict their sale to the fields of medicine, agriculture, transportation, municipal services, etc. However, since these CADRE units were engineered for professional and serious commercial applications—and cost more than ordinary CB transceivers—we believe that as "water finds its own level," CADRE transceivers will, for the most part, find their way into the hands of those who really need them.

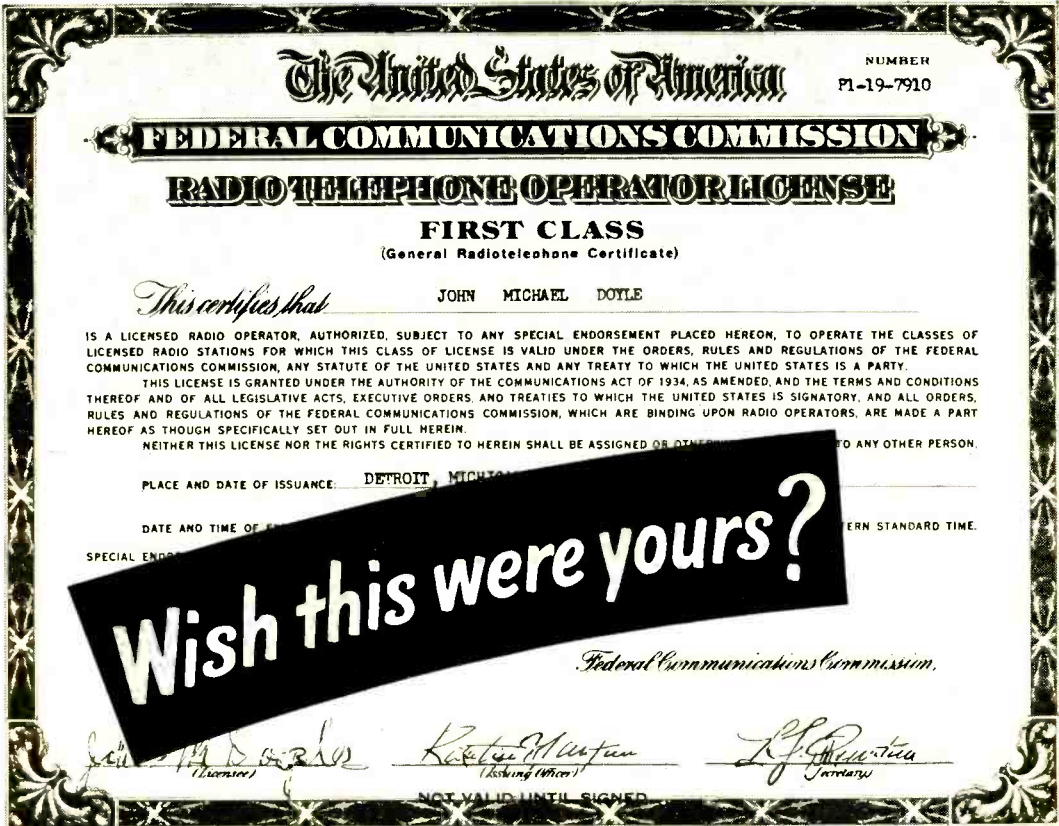
Write for complete information and detailed specifications.



CADRE INDUSTRIES CORP., Endicott, N. Y.

Prices appearing in this advertisement are suggested retail prices

www.americanradiohistory.com



NRI ANNOUNCES A NEW COURSE TO PREPARE YOU FOR YOUR FCC COMMERCIAL LICENSE

Your "ticket" to a new career in the high paying, exciting field of Electronics is waiting for you. Since the early days of Radio, an FCC Commercial License has been the key to better jobs in Electronics. Now you can earn your First Class Radiotelephone License through NRI's new "Commercial License Course," designed to thoroughly prepare you through home-study to pass FCC exams. Future result: you'll eavesdrop on outer space, monitor TV shows, operate shipboard or aviation radio, or hold down other important jobs in the world of Electronic Communications.

Higher Pay, Brighter Future

Your FCC LICENSE assures prospective employers that you have a definite amount of Electronic "know-how." Coupled with your NRI DIPLOMA—known and respected by employers in Electronics for nearly 50 years—you can open many doors to a better future with higher pay, interesting work, more rapid advancement. This is not a "cram" course. NRI does not believe in such courses. NRI begins with fundamentals and goes on through the latest developments in Electronics. And because NRI has a greater enrollment than any other school of its type, your training costs you less than comparable courses offered by other schools. Get full details today, including information on our "Try It Sixty Days" plan. Mail the coupon now. National Radio Institute, Washington 16, D. C.

MAIL THIS COUPON

Train With The Leader



First Name in Electronics Training

Your Ticket to Better Jobs

NATIONAL RADIO INSTITUTE
WASHINGTON 16, D. C. 1JD-4

Please send me information on NRI's new FCC Commercial License Course. (No representative will call. Please PRINT)

Name _____ Age _____

Address _____

City _____ Zone _____ State _____

ACCREDITED MEMBER NATIONAL HOME STUDY COUNCIL

POPULAR ELECTRONICS is published monthly by Ziff-Davis Publishing Company at 434 South Wabash Avenue, Chicago 5, Illinois. **Subscription Rates:** One year United States including possessions and Canada, \$4.00; Pan American Union Countries, \$4.50; all other foreign countries, \$5.00. Second Class postage paid at Chicago, Illinois, and at additional mailing offices. Authorized by Post Office Department, Ottawa, Canada, as Second-Class matter, September, 1961, Volume 15, Number 3.

POPULAR ELECTRONICS

VOLUME 15

NUMBER 3

SEPTEMBER

1961



POPULAR ELECTRONICS is indexed
in the Readers' Guide
to Periodical Literature

This month's cover photo by Irv Dolin

Special Feature

Radar Speed Trap Detector.....*Oliver P. Ferrell and Richard A. Flanagan* 49

Electronic Construction Projects

Compactron V.H.F. Receiver.....*Ralph M. Dorris* 45
The Monitor Meter.....*Herbert Friedman, W2ZLF* 53
Hybrid Cathode Modulator.....*Martin L. Kaiser, W2VCG* 56
Light Control for Battery Powered Toys.....*Martin H. Patrick* 65
Adapter for VTVM Leads.....*Art Trauffer* 68
A.C. Transistorized Voltmeter.....*Forrest H. Frantz, Sr.* 72

Electronic Features and New Developments

Dr. Lee DeForest: Then There Were 3..... 6
Operation Telephone 1965.....*Ken Gilmore* 41
Inductance Quiz.....*Robert P. Balin* 59
Cooking Up Your Own Blueprints.....*Bob Wright* 60
Space Electronics.....*Oliver P. Ferrell* 70
Spray Can Short Cuts.....*Ken Murray* 78
Transistor Topics.....*Lou Garner* 80
Carl and Jerry: Off to a Bad Start.....*John T. Frye, W9EGV* 83

Audio and High Fidelity

Hi-Fi Showcase..... 14
FM Table Radio Turns Tuner.....*Art Trauffer* 62
Stereo Any Way You Want It..... 67

Amateur, CB, and SWL

FCC Report.....*Robert E. Tall* 10
Short-Wave Report: De luxe Receiver for SWL's.....*Hank Bennett, W2PNA* 64
On the Citizens Band.....*Dick Strippel, 2W1452* 69
Across the Ham Bands: 75-Watt Phone/C.W. Transmitter Kit.....*Herb S. Brier, W9EGQ* 75
Hobnobbing with Harbaugh: The XYL Has a Word For It.....*Dave Harbaugh* 77
Short-Wave Monitor Certificate Application..... 93
"Cubical Quad for CB" Corrections..... 110

Departments


Letters from Our Readers..... 20
POP'tronics Bookshelf..... 24
Tips and Techniques..... 30
Coming Next Month..... 32
New Products..... 33

COPYRIGHT © 1961 by ZIFF-DAVIS PUBLISHING COMPANY. All rights reserved.


Tiny though the transistor might be, Transis-Tronics has used it to set a new pace for the entire high fidelity industry. TEC all-transistor amplifiers and tuners have become the "mighty oaks" of high fidelity — no hum, no heat, no microphonics. The transistor, unlike the old-fashioned tube, is a "life-time" device, therefore, both the TEC amplifier and the TEC FM tuner come to you with full two-year unconditional guarantees. Regardless of price, the S-15 and FM-15 are the most efficient amplifiers and tuners on the market today. TEC S-15 STEREO AMPLIFIER is all sound, rated at 20 watts of music power per channel with a 4 ohm load. With 8 and 16 ohm loads, the power is slightly reduced. TEC FM-15 TUNER, the perfect companion to the TEC S-15, will give you years and years of trouble-free listening. The low power consumption characteristic of transistors means that both the TEC amplifier and tuner can be powered with either 117 vac at 18 to 24 vdc as the power source. AND, NATURALLY, EQUIPPED FOR MULTIPLEX. Transistor Radio Components • Transis-Tronics, Inc. • 1601 W. Olympic Blvd., Santa Monica, Calif.



FROM LITTLE ACORNS



The FM-15 (top) and the S-15 (bottom) are available as separate units or in a handsome walnut or teak combined package. How? No heat means the tuner can be stacked with the amplifier without danger of drift.



**-100° F
on two
Amperes**



Instant ice — and steam — from a battery powered device enables a leading aircraft maker to produce better planes. Better batteries? Buy **BURGESS** — famous for dependable, long-lasting power!

BURGESS BATTERY COMPANY

DIVISION OF SERVEL, INC.

FREEPORT, ILLINOIS NIAGARA FALLS, CAN.

POPULAR ELECTRONICS

World's Largest-Selling Electronics Magazine
Average Net Paid Circulation Over 357,000

Publisher **PHILLIP T. HEFFERNAN**

Editor **OLIVER P. FERRELL**

Managing Editor **JULIAN M. SIENKIEWICZ, WA2CQL**

Art Editor **JAMES A. ROTH**

Associate Editors **MARC E. FINKEL**

RICHARD A. FLANAGAN

MARGARET MAGNA

Draftsman **ANDRE DUZANT**

Editorial Assistant **MARY ANNE O'DEA**

Editorial Consultant **OLIVER READ, W4TWV**

Contributing Editors **H. BENNETT, W2PNA**

H. S. BRIER, W9EGQ

J. T. FRYE, W9EGV

L. E. GARNER, JR.

D. STRIPPEL, 2W1452

Advertising Manager **WILLIAM G. McROY, 2W4144**

ZIFF-DAVIS PUBLISHING COMPANY

Editorial and Executive Office (ORegion 9-7200)

One Park Avenue, New York 16, New York

William B. Ziff, Chairman of the Board (1946-1953)

William Ziff, President

W. Bradford Briggs, Executive Vice President

Hershel B. Sarbin, Vice President and General Manager

Michael Michaelson, Vice President and Circulation Director

M. T. Birmingham, Jr., Vice President and Business Manager

Richard Kislik, Treasurer

Charles Housman, Financial Vice President

Midwestern and Circulation Office (WAbash 2-4911)

434 South Wabash Avenue, Chicago 5, Illinois

Midwestern Advertising Manager **JAMES WEAKLEY**

Western Office (CRestview 4-0265)

9025 Wilshire Boulevard, Beverly Hills, California

Western Advertising Manager **WILLIAM J. RYAN**

Foreign Advertising Representative

D. A. Goodall Ltd., London, England



Member
Audit Bureau of
Circulations

SUBSCRIPTION SERVICE: All subscription correspondence should be addressed to **POPULAR ELECTRONICS**, Circulation Department, 434 South Wabash Avenue, Chicago 5, Illinois. Please allow at least six weeks for change of address. Include your old address as well as new—enclosing if possible an address label from a recent issue.

EDITORIAL CONTRIBUTIONS must be accompanied by return postage and will be handled with reasonable care; however, publisher assumes no responsibility for return or safety of unsolicited art work, photographs or manuscripts.

Always say you saw it in—**POPULAR ELECTRONICS**

**NOW...GET
EVERYTHING
YOU NEED TO
PREPARE TO EARN
REAL MONEY IN**

ELECTRONICS

**From RADIO • TELEVISION • RADAR
To GUIDED MISSILE CONTROL, etc.**



**One of
Today's
BRIGHTEST
Opportunity Fields!**



Today's great Electronics field offers you a chance of a lifetime to prepare for highly interesting work and a wonderfully promising future! With so many new developments coming up in Electronics, opportunities for trained men were never brighter. Send coupon for details.

Right in your own home you may now get one of today's most interesting . . . **PRACTICAL WAYS** to prepare for a good job or your own business in Electronics. No previous technical experience or advanced education are needed! DeVry Tech brings you a unique **3-WAY COMBINATION** of texts, home movies and real equipment—the same type of basic equipment as found in our well-equipped Chicago and Toronto Laboratories.

EMPLOYMENT SERVICE

. . . helps you get started toward a good job, or toward advancement in the company you now work for. **FREE** to all graduates.

EARN WHILE YOU LEARN

DeVry Tech's practical program helps you to earn **EXTRA MONEY** in your spare time, servicing Radio and TV sets.

Your Guide to PROFITABLE JOB OPPORTUNITIES

See how **YOU** may get ready for Jobs as:

- TV-Radio Broadcast Technician
- Color Television Specialist
- Radar Operator • Laboratory Technician
- Airline Radio Man • Computer Specialist
- Quality Control Manager

Your Own Sales & Service Shop...**PLUS MANY OTHERS**

SEND FOR FREE BOOKLET!

"One of North America's Foremost Electronics Training Centers"



Accredited Member
of National Home
Study Council

DeVRY TECHNICAL INSTITUTE
CHICAGO 41, ILLINOIS

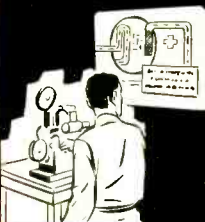
E-X-C-L-U-S-I-V-E EQUIPMENT!

As part of your home laboratory projects, you **BUILD** and **KEEP** this fine quality combination **5-inch COLOR OSCILLOSCOPE** and a **Jewel Bearing VACUUM TUBE VOLTMETER**. You will find this latest DeVry equipment ideal for helping you earn in your spare time while a student—and later when working full time in the field.



HOME MOVIES

Thanks to this exclusive home training aid, many important fundamentals quickly become "movie clear." Now you can actually see electrons on the march and other "hidden actions"—a wonderful advantage that is almost like having a teacher at your side.



300 EXPERIMENTS

Build over 300 practical projects from many shipments of Radio-Electronic parts. You build and operate TV-Radio circuits . . . wireless microphone . . . and many other major projects—all designed to provide outstanding practical experience at home.



BUILD AND KEEP A BIG 21-INCH TV SET

For added practical experience, you can also build and keep this quality 21-inch TV SET that provides TV reception at its finest (DeVry Tech also offers another home training without the TV set).



MAIL COUPON TODAY!

DeVRY TECHNICAL INSTITUTE
4141 Belmont Avenue, Chicago 41, Ill., Dept. PE-9-R

Please give me your **FREE** booklet, "Electronics in Space Travel," and tell me how I may prepare to enter one or more branches of Electronics.

Name _____ Age _____

Street _____ Apt. _____

City _____ Zone _____ State _____

2045

Canadian residents address: DeVry Tech of Canada, Ltd.
970 Lawrence Avenue West, Toronto, Ontario

Then there were 3

Dr. Lee DeForest, who became the "father of radio" by adding a third element to the Fleming valve in 1906, is dead



Culver

IT WAS in October of 1906, only 55 years ago, that Dr. Lee DeForest made the discovery that was to revolutionize communications. Decades before—in 1863—the great Edison had stumbled on the “Edison effect” while investigating the curious darkening of one side of his electric light bulb. Later, Fleming put the Edison effect to practical use in the first “electronic” detector of radio signals. But it remained for DeForest to develop a “valve” that could do more than simply rectify.



By inserting a *third* element—the grid—DeForest produced a tube that was as different from Fleming’s valve as a superheterodyne from a crystal set. Not only could DeForest’s valve (dubbed the “Audion”) detect feeble currents; it could also amplify and, as was later discovered, oscillate—properties which were to become basic to the field of electronics.


In 1913, the triode generated the electric waves that were to make radio possible. In 1916, it led to the superheterodyne, long since the basic circuit for virtually every receiver made—AM or FM. In 1920, it placed Pittsburgh’s KDKA, the world’s first broadcast station, on the air. In 1925, it recorded sound electrically. In 1927

But this is history. And history will never forget what Dr. Lee DeForest did for electronics and mankind.



Feb. 5th:

(Paco ran this ad in The New York Times)



Feb. 27th:

(the Taylor Twins began their duel of kits!)

Don and Larry Taylor, with twin backgrounds and skills, have competitively built kit after kit, Paco vs. other makes. In one test Don built the Paco, in the next Larry did. Net results: Paco kits proved faster, easier, and better in performance. For a typical Twin-Test report turn the page.

HERE ARE JUST A FEW OF
PACO'S NEWEST KITS:



V-70 VACUUM TUBE VOLTMETER KIT:
Employs balanced vacuum tube bridge circuit for all voltage and resistance measurements plus 3-way probe for accurate, rapid test. Includes: 7 DC voltmeter ranges, 7 AC voltmeter ranges (RMS) from 0 to 1500 volts, and 7 AC voltmeter ranges (peak to peak) from 0 to 4000 volts. Also 7 decibel ranges, -6 to +66 db and 7 electronic ohmmeter ranges from 0.2 ohms to 1000 megohms.
V-70 Kit with "Twin-Tested" operating assembly manual \$31.95 net
V-70W: Factory-wired \$49.95 net



C-25 IN-CIRCUIT CAPACITOR TESTER KIT:
Reveals dried out, shorted, or open electrolytics—in the circuit—with Paco's exclusive Electrolytic Dial.
Simple Sequential Test: reveals open or shorted capacitors, even electrolytics.
Electrolytic Dial: indicates in-circuit capacity from 2 to 400 mfd; condenser is proved non-shorted and not open if capacity reading can be obtained.
Model C-25 Kit: with Paco-detailed operating assembly manual \$19.95 net
Model C-25W: Factory-wired \$29.95 net



SA-40 STEREO PREAMP-AMPLIFIER: Power: 20W (RMS) per channel, 40W total. Peak, 40W with 80W total. Response: 30 cps to 90 Kc, within 1.0 DB. Distortion: within 0.5% at 20W per channel. Includes: 14 inputs and 14 Panel Controls, black and gold case.
SA-40 Kit with enclosure, "Twin-Tested" operating assembly manual \$79.95 net
SA-40W: Factory-wired, ready to operate \$129.95 net
SA-50: Stereo Kit as above with different styling, 25w per channel TBA*



ST-25 FM TUNER: Sensitivity: 1.5 microvolts for 20 DB quieting. Harmonic Distortion: less than 1%. Includes: Dual Limiters, AFC and AFC Defeat, "Eye" type tuning indicator, Multiplex jack. Black and gold case or walnut enclosure at slight extra cost.
ST-25 Kit with fully-wired prealigned front end. "Twin-Tested" manual \$42.95 net
ST-25W: Factory-wired, ready to operate \$59.95 net
ST-26 Tuner-Amplifier Kit: Same as ST-25, with built-in amplifier \$54.95 net
ST-26W Tuner-Amplifier: Factory-wired, ready to operate \$69.95 net



DF-90 TRANSISTORIZED DEPTH FINDER KIT: Protect your boat against shoals and underwater hazards with this compact, easy-to-read depth finder. Locates hard-to-find schools of fish, too.
Fully Transistorized: 5 transistors, low battery drain for very long battery life.
Fast, Easy Readings: over-sized scale with 1-ft. calibrations from 0-120 ft.
DF-90 Kit: Complete with "Twin-Tested" assembly operating manual \$84.50 net
DF-90W: Factory-wired \$135.50 net



G-15 GRID DIP METER: Major Functions:
1-Variable Frequency Oscillator covering 400 Kc up to 250 Mc in 8 bands; 2-Absorption Wavemeter, 400 Kc to 250 Mc; 3-Modulation Indicator. Applications: antenna tuning, standing wave checks, neutralizing, TVI suppression, carrier monitoring, etc: RF signal source for visual alignment marking between 400 Kc and 250 Mc. Weighs only 3 lbs.
G-15 Kit: Complete with 8 plug-in coils, "Twin-Tested" manual \$31.95 net
G-15W: Factory-wired \$39.95 net

©1961, PACOTRONICS, INC. ALL PRICES INCL. F.T.T. *Price to be announced

"I built the Paco SA-40 Stereo Preamp Amplifier."

Larry Taylor, 8 Stevens Place, Huntington Station, N. Y. "It took me one-third less time to build the Paco kit than it took Don to make the almost identical preamp amplifier by another kit maker. But it wasn't just the time; it was knowing you're using the right part, and that you understand the instructions completely. Paco parts are all pictured and labeled, the resistors are neatly mounted on cards for easy identification. And Paco's instruction book doesn't leave you guessing. The fold-out diagrams and drawings are always right beside the instructions, so you're not reading one part of the book and following a diagram in another part. Photographs in Paco's book show how each assembly should actually look. I enjoyed building Paco kits, because I wasn't wasting time or worrying."



"I built a competing Stereo Preamp Amplifier."

Don Taylor, 39 Cross Street, Smithtown, N. Y. "Neither Larry nor I are speed demons because we're very meticulous about wiring and soldering. So I was even more surprised when it took me 50% more time to finish my kit. My problem began when I tried to separate the parts. The resistors were in boxes, but not in any logical way: identical resistors often wound up in different boxes. The instruction book was clumsy to work from. It caused wasteful mistakes. Once I lost 20 to 25 minutes because I misread a tiny key letter that meant not to solder a certain connection. A lot of the fun of kit-building was lost when I had to spend time making up for shortcomings of the packaging and the instruction manual."



THE PACO KITS YOU WANT ARE AT THESE DISTRIBUTORS:

*Hi-Fidelity Equipment Only †Test Equipment Only

- ALABAMA**
Anniston Southeastern Radio Parts
Birmingham Forbes Distributing Co., Inc.†
Gadsden Southeastern Radio Parts
Mobile Emrich Radio Supply
Montgomery Southeastern Radio Parts
Selma Southeastern Radio Parts
- CALIFORNIA**
Bellflower Giant Electronics*
Berkeley Electronic Suppliers
Canga Park Sandy's Electronic Supply†
Culver City Arrow Sales, Inc.†
Hayward Hayward Electronics†
Hollywood Hollywood Radio & Elec., Inc.†
Inglewood Arrow Sales, Inc.†
Long Beach R. C. & L. F. Hall, Inc.
Los Angeles L. A. Electronic Supply
Millbrae T. V. Radio Wholesale†
Modesto Inland Electronic Suppliers†
Monterey Monterey Electronic Supply†
Mountain View Ray-Tel Industrial Co.
North Hollywood Arrow Sales, Inc.†
Honig Distributing Co.†
Palo Alto Peninsula Electronics Supply
Zack Electronics
Pasadena Arrow Sales, Inc.†
Dow Radio, Inc.
Reseda Dulco Sound Systems
Sacramento Lombards Electronics*
Salinas Peninsula Electronics Supply
San Diego Silver Gate Radio Supply
San Francisco Market Radio Supply Co.
Zack Electronics
San Jose Electronic Center
Peninsula Electronics Supply
San Jose T. V. Supply
Schad Electronic Supply
United Radio & T. V.
San Mateo San Mateo Elec. Supply Co.
Santa Ana Arrow Sales, Inc.†
Stockton Dunlap Radio & Tele. Supply†
Sunnyvale Sunnyvale Electronics
Vallejo Electronics* Best Buy
Whittier Hi-Fi Haven*
- COLORADO**
Denver Electronic Parts Company
- CONNECTICUT**
Bridgeport Hatry Electronic Enterprises
Hartford Del Padre Supply of Hartford
Hatry Electronic Enterprises
Signal Electronic Center
Secoli Electronics
New Britain United Electronics
New Haven American Television, Inc.
Hatry Electronic Enterprises
Norwich Aikens Electronic Supply Inc.
Waterbury Hatry Electronic Enterprises
- Parts Unlimited Stores
See your classified phone directory
- FLORIDA**
Daytona Beach Hammond Electr., Inc.
Jacksonville Hammond Electronics, Inc.
Kinkade Radio Supply
Peard Electronic Supply Co.†
Lakeland Hammond Electronics, Inc.
Melbourne Electr. Wholesalers, Inc.
Miami Electronic Equipment Co., Inc.
Electronic Wholesalers, Inc.
Herman Electronics
Orlando Hammond Electronics, Inc.
Tampa Hammond Electronics, Inc.
Kinkade Radio Supply
Thurow Electronics
- GEORGIA**
Athens Southeastern Radio Parts
Atlanta Southeastern Radio Parts
Gainesville Southeastern Radio Parts
La Grange Southeastern Radio Parts
Rome Southeastern Radio Parts
Savannah Southeastern Radio Parts
- ILLINOIS**
Champaign Electronic Parts Co.
Chicago Arthur Nagel Inc.
Irving Joseph, Inc.
U. S. Radio & T. V. Supplies
Jacksonville Baptist Electronic Supply†
Joliet Mainline Industrial Supply Co.
- INDIANA**
Bloomington H. A. Williams Co.
Columbus H. A. Williams Co.
Evansville Hutch & Son, Inc.†
Ohio Valley Sound†
Indianapolis Graham Elec. Supply Inc.
Meunier Electronic Supply Co.
Van Sickle Radio Supply Co.
Lafayette Lafayette Radio Supply
Muncie Muncie Electronic Supply
Richmond H. A. Williams Co.
- KANSAS**
Kansas City Manhattan Radio & Equip.†
- KENTUCKY**
Lexington Radio Electronic Equip. Co.
Louisville P. I. Burks Co.
- LOUISIANA**
Baton Rouge Davis Electronic Supply†
Lake Charles Television Radio Supply†
New Orleans Crescent Radio & Sup. Inc.†
Epcort
Southern Radio Supply
- MARYLAND**
Shreveport Koelemay Sales Co., Inc.†
Revaco of Maryland†
Baltimore Hi-Fi Shops*
Hagerstown Zimmerman Wholesalers
Salisbury Standard Electronics Supply†
Towson Baynesville Electronics†
Wheaton Key Electronics
- MASSACHUSETTS**
Brackton Tee Vee Supply Co.
Chelsea Leotron, Inc.
Halyoke Kathleen Smith Music Shop Inc.
Jamaica Plain Tee Vee Supply Co.
Lynn Land Electronics Supply Inc.†
Milford Tee Vee Supply Co.
Peabody Tee Vee Supply Co.
Springfield Del Padre Music Shop Inc.
Del Padre Supply of Springfield
- MICHIGAN**
Battle Creek Electronic Supply Corp.
Dearborn Hi-Fi Studios, Inc.
Detroit Hi-Fidelity Workshop*
Hi-Fi Studios, Inc.*
Radio Specialties Co.
Grasse Point Hi-Fidelity Workshop*
Kalamazoo Electronic Supply Corp.
Muskegon Western Elec. Supply Co.†
Pentac Hi-Fidelity Workshop*
Wyandotte Hi-Fidelity Workshop*
Radio Specialties Co.
- MINNESOTA**
Minneapolis Ken Craft Hi-Fi*
St. Paul Electronic Market*
- MISSOURI**
Joplin Four State Radio Supply†
Kansas City McGee Radio Co.
Manhattan Radio & Equipment Inc.†
St. Louis Delltronics Distributing Co.†
Dive Electronic Supply
- MONTANA**
Billings Electronic Supply Co.†
- NEBRASKA**
Omaha Omaha Electronics Co.†
Scotts Bluff Tri-State Electronics Inc.
- NEW HAMPSHIRE**
Concord Evans Radio
- NEW JERSEY**
Bergenfield Arco T. V. Parts Corp.*
Hackensack Emco Electronics Inc.*
Morris Plains Park Electronic Corp.
Newark Terminal-Hudson
North Bergen Arco T. V. Parts Corp.*
Passaic Ed's Electronics Inc.
Princeton Sun Radio & Electronics Co.
Springfield Disco Electronics, Inc.
Westwood Arco T. V. Parts Corp.*
- Parts Unlimited Stores
See your classified phone directory
- NEW MEXICO**
Albuquerque Electronic Parts Co.†
Yucca Wholesaler†
Los Alamos Valley Engineering Co.
- NEW YORK**
Albany Greylock Electronics†
Selden Sound, Inc.†
Bayside Snyder Electronic Dists. Inc.*
Binghamton Stack Electronics†
Brooklyn Witmal Electronics*
Brenny Electron Distributors
Bronx Adamson Electronic Corp.*
Buffalo Radio Equipment Corp.†
Standard Electronics, Inc.†
East Northport Arena Electronics, Inc.†
Elmont Great Eastern Mills Electronics*
Hempstead Newmark & Lewis*
Jamaica Harrison Radio Corp.
Peerless Radio Dist. Inc.
Kingston Greylock Electronics*
Long Island City Electronics Supply Corp.
Middletown Artec Distributors Inc.†
Certified Electronics Inc.†
Mineola Arrow Electronics Inc.
New Hyde Park Dressner Audio Sales Co.*
New York City Adson Electronics
Arrow Electronics

(Continued on next page) →

BUILD A HI-FI MUSIC WALL! Don Brann's new book *How to Build a Hi-Fi Music Wall* gives you step-by-step instructions for building a decorator styled cabinet or an entire music wall. Send 50c and your name and address to: PACOTRONICS, INC., Dept. PE-9 70-31 84th Street, Glendale 27, New York.



FCC Report

By **ROBERT E. TALL**
Washington Correspondent

OVER the past months, the FCC has been bombarded with hundreds of "informal" letters from Citizens Band licensees asking for relaxations of one kind or another in CB regulations. Maybe you yourself have some ideas about what should be done to improve the CB service. But keep in mind that you'll only be blowing off steam if you send your personal views to the FCC—unless you're willing to go to the trouble of putting your information in a form which the Commission can use.

It is true that any letter sent to the Commission is read and considered by someone. But don't expect action on a proposal unless you make a "formal" petition and follow

some very clear guidelines the agency has set up. Fortunately, you can get a full set of instructions by ordering Volume I, *Federal Communications Commission Rules & Regulations*, from the Government Printing Office, Washington 25, D. C. It's \$2.50 per copy.

Look at rule sections 1.52, 1.54, and 1.55 particularly. They will tell you, among other things, that "all pleadings and documents" filed with the Commission, except for printed briefs, must be "on paper either 8" x 10½" or 14", or 8½" x 11", 13", or 14", with left-hand margin not less than 1½" wide." With some exceptions for original documents used as exhibits or supporting material, the papers have to be "typewritten or prepared by mechanical processing methods, other than letterpress or printing." Further, "the impression shall be on one side of the paper only and shall be double-spaced, except that long quotations shall be single-spaced and indented."

To get full FCC consideration, with a few exceptions, you have to submit "an original and 14 copies of all pleadings" to the Commission. And if you don't have a lawyer doing the job, the documents have to be "verified," i.e., signed by the petitioners—and notarized. Here's where the strength of the CB organization lies—it can hire a

PACO DISTRIBUTOR LIST (cont'd.)

New York City (Continued)

Consolidated Radio Sales Inc.†
Dale Electronics Co.
Grand Central Radio
Harrison Radio Corp.
Hi Fidelity Center*
Magic Vue Television Corp.*
Magna Electronics Co.
Sun Radio & Electronics Co.
Terminal-Hudson
Wilmar Distributors Corp.*
Zalytron Tube Corp.
Paughkepsie Greylock Electronics†
Rochester Rochester Radio Supply Co.
Rome Rome Electronics, Inc.†
Schenectady Grimmers Elec. Parts Sup.
Syracuse L. Gordon Dist. Co.†
Syracuse Radio Supply Co.
Utica Grapac Electronics†

Parts Unlimited Stores
See your classified phone directory

NORTH CAROLINA

Concord Mac Victor Electr. Supply Inc.

OHIO

Columbus Whitehead Radio Co.*
Cincinnati United Radio, Inc.
Dayton Srepeco Inc.
Toledo Lifetim Electronics
Warren Radio Co.
Warren Valley Electronics*
Youngstown Armies Electronics

OKLAHOMA

Oklahoma City Dulaney†

PENNSYLVANIA

Allentown A. A. Peters, Inc.
Charleroi Barno Radio Co.
Erie Mace Electronics
Harrisburg Electronic Wholesalers, Inc.
Radio Distributing Co.
McKeesport Barno Radio Co.
New Brighton Television Parts Co., Inc.
Pittsburgh House of Audio*
Marks Parts Co.†
Metropolitan Distributors, Inc.
Opus One*

Reading George D. Barbey Co.
State College Alvo Electronics Dist. Inc.*
Tarentum Huston TV Parts Co.
Wilkes-Barre General Radio & Elec. Co.

RHODE ISLAND

Providence Electronic Distributors, Inc.

SOUTH CAROLINA

Columbia Hi-Fi Sound & Records Co.*

Southeastern Radio Parts

SOUTH DAKOTA

Rapid City Dakota Electronics

TENNESSEE

Chattanooga Curle Radio Supply
Columbia Randolph & Williams†
Knoxville Smith Electronics Supply Inc.†
Nashville Electra Distributing Co.
Randolph & Rice†

TEXAS

Abilene R & R Electronics Co.
Amarillo R & R Electronics Co.
Austin Modern Electronics Co.
Service Electronic Supply
Bay City R. C. & L. F. Hall, Inc.
Baytown R. C. & L. F. Hall, Inc.
Beaumont R. C. & L. F. Hall, Inc.
Conroe R. C. & L. F. Hall, Inc.
Corpus Christi Modern Electronics Co.
Wicks Radio Equipment Co.†
Dallas All State Distributors, Inc.†
Dallas Rucker's Wholesale Radio & TV†
Denison Denison Radio Supply
Freeport R. C. & L. F. Hall, Inc.
Galveston Electrotex
R. C. & L. F. Hall, Inc.
Houston Electrotex
Gilbert Co.
R. C. & L. F. Hall, Inc.

McAllen Rio Radio Supply Co.†

Midland R & R Electronics Co.

Odessa R & R Electronics Co.

Pasadena R. C. & L. F. Hall, Inc.

San Angelo R & R Electronics Co.

San Antonio Modern Electronics Co.

Radio TV Parts Co.†

Sherman Electronics Supply Inc.

Texas City Electrotex

R. C. & L. F. Hall, Inc.

Wichita Falls R & R Electronics Co.

UTAH

Salt Lake City Moore Radio Supply†

VIRGINIA

Norfolk Southern Television Corp.†

Richmond Banner Electronics, Inc.†

Industrial Electronic Tube Corp.†

Roanoke Dixie Appliance Co.†

WASHINGTON

Seattle Empire Electronic Supply Inc.

Northgate Cameras*
Pacific Electronic Sales Co., Inc.
Radio Products Sales Co., Inc.
Spokane E. M. Johnson Co.
Tacoma Branham Hi-Fi
Sound Center*

WASHINGTON, D. C.

Elec. Wholesalers, Inc.
Rucker Electronic Products Inc.
Arlington Va., Key Electronics
Rucker Electronic Products Inc.
College Park, Md. Rucker Elec. Prod. Inc.
Silver Spring, Md. Kenyon Elec. Prod.†
Rucker Electronic Products Inc.
Silver Spring Electronic Supply

WISCONSIN

Milwaukee Acme Radio Supply

West Allis Hi-Fi Salon*

WEST VIRGINIA

Beckley Chemcity Electronic Dist. Inc.†

EXPORT:

Morhan Exporting Corp., New York, N. Y.

CANADA:

Atlas Radio Corp., Toronto, Ontario

*Hi-Fidelity Equipment Only

†Test Equipment Only



For free illustrated PACO catalog write:
Paco Electronics, Dept. PE-9
70-31 84th Street, Glendale 27, N. Y.
A subsidiary of PACOTRONICS, INC.

FREE !!

LAFAYETTE RADIO ELECTRONICS

340 PAGES

Your Complete
"Electronics
& Hi-Fi" Catalog
featuring
"The Best Buys
in the Business"



1962 Catalog 620



10,000 OHMS-PER-VOLT
MULTITESTER
TE-10 9.95

9-TRANSISTOR
CITIZENS BAND
"WALKIE TALKIE"
HE-29A each 39.95
2-for 78.88

- STEREPHONIC HI-FI
- CITIZENS BAND
- HAM AND AMATEUR
- AUDIO, RADIO &
TV PARTS
- OPTICS
- INDUSTRIAL

SUPERHETERODYNE
COMMUNICATIONS RECEIVER
KT-200, Kit 64.50
HE-10, Wired 79.95



TRANSISTORIZED
PORTABLE TAPE RECORDER
RK-125 29.95



FM STEREO
MULTIPLEX TUNER
LT-700 129.50



COMPLETELY WIRED,
FULL SIZE
TUBE TESTER
TE-15 19.95

Audiophile, Experimenter, Hobbyist, Technician, Engineer, Student, Serviceman — you'll find what you want in this latest Lafayette catalog. All the name brands plus hundreds of Lafayette "exclusives" including the famous Lafayette Kits — the best values for your money today.

Mail Coupon today for your FREE copy of Lafayette's 1962 catalog.

SATISFACTION GUARANTEED
OR MONEY REFUNDED

Lafayette's NEW Easy-Pay Plan.
NO MONEY DOWN
... up to 24 months to pay.

LAFAYETTE RADIO

166-08 LIBERTY AVENUE, JAMAICA 33, N. Y.
OTHER LOCATIONS

NEW YORK, N. Y.
100 6th Avenue
NEWARK, N. J.
24 Central Avenue
BRONX, N. Y.
542 E. Fordham Rd.

BOSTON, MASS.
110 Federal Street
PARAMUS, N. J.
182 Route 17
PLAINFIELD, N. J.
139 W. 2nd Street



340
Giant
Size
Pages

Lafayette Radio, Dept. 11-1-1
P. O. Box 190, Jamaica 31, N. Y.

YOURS FOR THE ASKING —

Send FREE 1962 Catalog featuring the complete line of Lafayette Stereo Components.

\$ Enclosed for Stock No.

Name

Address

City Zone State

DE WALD



MFD. BY ...



**LEADS AGAIN WITH
CITIZENS BAND
"RADIO-PHONE"
TR-910 TRANSCEIVER**



Amazing at only

99.95

LIST

- Push-to-talk
Mike with
foolproof relay
- Full Squeech
control
- Built-in "5"
and plate cur-
rent meter
- 5 channel
Transmit
- 22 channel
Vernier con-
trolled receive
- Automatic
noise limiter

Furnished with Ceramic Microphone
and one Transmitting Crystal
Write for Brochure and Name of Your Nearest Dealer

Made
by ... **UNITED SCIENTIFIC LABORATORIES, INC.**
35-09 37th AVE., LONG ISLAND CITY 1, N. Y.
Also Mfr's of DeWald HI-FI Stereo Components and FM Radio



an Italian Masterpiece

Our new LESA CD2/21 automatic stereo and monaural record changer was designed by world famous Italian craftsmen. Satisfy yourself by comparing the sounds of your records on our LESA.

\$4450
slightly higher West



Imported by LESA of America

For FREE brochure and nearest dealer, write to:
ELECTROPHONO & PARTS CORP. DEPT. E.A. 530 CANAL ST. NEW YORK 13

FCC Report

(Continued from page 10)

lawyer who knows the proper procedures to give the Commission what it needs to take action on a request for a rule change. And it has enough active members to split up the work it takes to file such a "formal" petition.

If you follow the recommended procedures, you're in the front door at the Commission with your request for a rule change. But you're right out the back door again if you don't explain to the Commission how your request will serve the "public interest," or if you show the agency that you don't have the slightest idea of the basis for the present CB rules.

The FCC has taken a stand—and a firm one—in setting up the existing CB rules. And you can be sure it's not going to change them unless you prove that something has happened since the present rules were adopted which might make the agency revise its thinking. The Commission is not at all impressed with a "show of hands"—a short "we want" filing, for example, may not meet the above standards, even though it may be signed by hundreds of licensees.

The point is that if you want to tell the FCC something, or ask the agency to do something, you must make your request properly. Don't waste time and effort by getting your buddies to sign a piece of paper that's destined for a quick examination by the FCC staff and then a home in a pile of dust on a back shelf somewhere.

The FCC's FE&MB (Field Engineering & Monitoring Bureau) has gotten its lumps from a good many quarters—largely undeserved, because of a lack of manpower—for its failure to take a more active interest in two-way mobile radio communications, including CB. Lately, however, it has been showing a real spurt of activity in its encouragement of the formation of Citizens Band clubs. The Bureau has been telling people in Washington and elsewhere about the improvement in CB operating procedures directly attributable to the clubs, and it has outlined a step-up in its enforcement program.

Among other things, the Bureau says it is arranging for personal contact between its field engineers and the officers of the CB groups to coordinate enforcement efforts. In addition, it is furnishing all clubs with portfolios containing FCC bulletins, releases, and suggested methods for handling interference problems. The portfolios are available from your nearest FCC field office or from the FCC's FE&MB headquarters, Washington 25, D. C.


-30-

Always say you saw it in—POPULAR ELECTRONICS

**AT
LAST!**

RADIO-TV and ELECTRONICS TRAINING

**.... AT A PRICE
YOU CAN AFFORD!**



***21 INCH**
Receiver Kit included

Yes, this great course costs far less than any training of its kind given by other major schools! Radio-Television Training School will train you for a good job in Television or Industrial Electronics — **AT HOME IN YOUR SPARE TIME.**

Think of it—a complete training program including over 120 lessons, Fourteen Big Radio-Television Kits, Complete Color-TV Instruction, Unlimited Consultation Service . . . **ALL at a really big saving to you.** How can we do this? Write to us today . . . and find out!

And what's more — you can (if you wish)

OPEN YOUR OWN RTS-APPROVED AND FINANCED RADIO-TV SERVICE SHOP

We Want Many More Shops This Year

This 38 year old training organization — called RTS, that's Radio-Television Training School — wants to establish a string of Radio-TV Repair Shops in principal cities throughout the U. S. So far, a great many such shops are **NOW IN BUSINESS AND PROSPERING.** We are helping and training ambitious men to become future owners and operators of these shops in all areas.

**FOR UNSKILLED
INEXPERIENCED MEN ONLY —
WE TRAIN YOU OUR WAY!**

We must insist that the men we sign up be trained in Radio-TV Repair, Merchandising and Sales by our training methods—because **WE KNOW** the requirements of the industry. Therefore, we will **TRAIN YOU . . .** we will show you how to earn **EXTRA CASH**, during the first month or two of your training period. **YOU KEEP YOUR PRESENT JOB. TRAINING TAKES PLACE IN YOUR OWN HOME, IN YOUR SPARE TIME!**

**COMPLETE
COLOR TV
INSTRUCTION
INCLUDED**

**you build these
and other units**




MULTIMETER
KIT INCLUDED!

*tubes
excluded

**RADIO-TELEVISION
TRAINING SCHOOL**

815 EAST ROSECRANS AVENUE
LOS ANGELES 59 CALIFORNIA

Est. 1922




**ACT
NOW!**

Get your free book on the
FAMOUS RTS BUSINESS PLAN
find out how you can open
A REPAIR SHOP OF YOUR OWN

We supply and finance your equipment

When you are ready and qualified to operate one of our RTS-Approved TV Repair Shops **WE WILL SUPPLY AND FINANCE EVERY BIT OF EQUIPMENT YOU NEED TO GET STARTED** plus an inventory of parts and supplies. In other words we will stake you . . . **AN OFFER NEVER MADE BEFORE BY ANY TRAINING ORGANIZATION.** Under the RTS Business Plan you receive:

1. An electric sign for the shop front.
2. Complete laboratory of test equipment.
3. Letterheads, calling cards, repair tickets, etc.
4. Basic inventory of tubes, parts, supplies.
5. Complete advertising and promotional material.
6. Plans for shop arrangement.
7. Instructions on how to go into business.
8. Continuous consultation and help.
9. The right to use RTS Seal of Approval, and the RTS Credo.
10. The right to use the Famous Trade Mark.



RTS' Membership in The Association of Home Study Schools is your assurance of Reliability, Integrity, and Quality of Training.

**ALL
THESE
FREE!**



CUT OUT AND MAIL — TODAY!

RADIO-TELEVISION TRAINING SCHOOL

815 EAST ROSECRANS AVE. Dept. PE-91
LOS ANGELES 59, CALIFORNIA

SEND ME FREE — all of these big opportunity books —
"Good Jobs in TV-Electronics," "A Repair Shop of Your Own"
and "Sample Lesson." I am interested in:

- Radio-Television Industrial Electronics (Automation)

Name _____ Age _____

Address _____

City & State _____

Zip _____

Mail This Coupon Now—No Salesman Will Call

FM MULTIPLEX STEREO BROADCAST MAKES HISTORY

CHICAGO, Ill.—Station WKFM made the world's first FM stereo multiplex broadcast simultaneous with commercial background musicasting. Equipment used was designed, constructed, and installed by Sherwood Electronic Laboratories. Sherwood achieved another "first" by being the first commercial sponsor of such a program.



Edward S. Miller, Gen. Mgr. of Sherwood cues Frank Kovas, WKFM Pres., to start the pioneer stereocast.

PRESS PARTY

Gathered at the Gaslight Club in Chicago were members of the electronics industry and the press. The Stereo Multiplex broadcast was received via the new Sherwood S-8000 FM/MX Stereo Receiver—the first such unit on the market.



John Radtke, Sherwood's Chief Research Engineer, checks out WKFM's stereo multiplex transmitting equipment.



Sherwood's Bud Fields and Jerry Fields of MusiCraft enjoy the first stereocast over Sherwood's new S-8000 64-watt Stereo FM Receiver.

For details on the S-8000 or versatile Stereo MX adapters write Sherwood Electronic Laboratories, Inc., 4300 N. California Avenue, Chicago 18, Illinois. Dept. 9Z

Hi-Fi



Showcase

*A quick look at
new products in the
stereo/hi-fi field**

A HIGH-EXCURSION 12" speaker now available from *Altec Lansing* is modeled after that company's well-known 15" 803B woofer. The Model 414A boasts excellent linearity and transient response over its frequency range of 30 to 3000 cycles and has a nominal impedance of 16 ohms. Price: \$54.00. . . . Another speaker—*Advanced Acoustics'* "Modulaire Bi-Phonic Coupler"—is actually a complete speaker system. Although it measures only 22" x 13½" x 3¾", the "Modulaire" is capable of reproducing a full range of frequencies from 35 cycles to well above audibility. Further, its size and "bi-phonic" design permit it to be hung on a wall like a picture, used as a room divider, incorporated into a piece of furniture or a bookshelf, or even hidden behind draperies or wall decorations. Nominal impedance is 8 ohms, power-handling capacity 15 watts, and price \$99.00 to \$120.40, depending on type and finish. . . . The ADC 2 stereo cartridge released by *Audio Dynamics* is a moving-magnet type with high lateral and vertical compliance. Encased in a silvered mu-metal housing, the ADC 2 tracks at pressures as low as 2 grams; frequency response is within 2 db, 10-20,000 cycles.

From *Fairchild* comes a volume expander which needs no a.c. power and can be connected to any hi-fi amplifier. The "Com-



pander" restores high-level signals to their original (pre-compression) amplitude, yet has no effect on low- and medium-level passages. The result: both tapes and discs take on greater realism, and stereo material seems to have even greater channel separation. Price, \$75.00. . . . Three new transistorized amplifiers from *Wm. A. Holmin* are completely portable and incorporate

*Write to the manufacturers listed at the end of this column for more data on products mentioned

Always say you saw it in—POPULAR ELECTRONICS

MAKE MORE MONEY



Through HOME STUDY

Grantham training is the easy way to learn more quickly—to prepare more thoroughly—for F.C.C. examinations. And your first class license is the quick, easy way to prove to your employer that you are worth more money.

This correspondence course is directed toward two major objectives—(1) to *teach* you a great deal about electronics, and (2) to prepare you to *pass* all of the F.C.C. examinations required for a first class commercial operator's license. We teach you step by step and have you practice with FCC-type tests which you send to the school for grading and comment. You prepare for your F.C.C. examinations under the watchful direction of an instructor who is especially qualified in this field.

TRAIN FOR ELECTRONICS . . .

In RESIDENT CLASSES

Grantham *resident* schools are located in four major cities—Hollywood, Seattle, Kansas City, and Washington, D.C. Regularly scheduled classes in F.C.C. license preparation are offered at all locations. New *day* classes begin every three months, and new *evening* classes begin four times a year. The day classes meet 5 days a week and prepare you for a first class F.C.C. license in 12 weeks. The evening classes meet 3 nights a week and prepare you for a first class license in 20 weeks. For more information about the Grantham resident schools, indicate in the coupon the city of your choice and then mail the coupon to the School's home office in Hollywood, Calif. Free details will be mailed to you promptly.

GET your first class commercial F.C.C. LICENSE

To get ahead in electronics—first, you need the proper training; then, you need "proof" of your knowledge. Your first class commercial F.C.C. license is a "diploma" in communications electronics, awarded by the U.S. Government when you pass certain examinations. This diploma is recognized by employers. Grantham School of Electronics specializes in preparing you to earn this diploma.

Grantham training is offered in resident classes or by correspondence. Our free booklet gives complete details. If you are interested in preparing for your F.C.C. license, mail the coupon below to the School's home office at 1505 N. Western Ave., Hollywood 27, California—the address given in the coupon—and our free booklet will be mailed to you promptly. No charge—no obligation.

Get your First Class Commercial F.C.C. License by training at

GRANTHAM SCHOOL OF ELECTRONICS

HOLLYWOOD

SEATTLE

KANSAS CITY

WASHINGTON

This booklet **FREE!**

This free booklet gives details of our training and explains what an F.C.C. license can do for your future. Send for your copy today.



for **FREE** Booklet **CLIP COUPON** and mail in envelope or paste on postal card.

for **FREE** Booklet **CLIP COUPON** and mail in envelope or paste on postal card.



To: GRANTHAM SCHOOL OF ELECTRONICS
1505 N. Western Ave., Hollywood 27, Calif.

Please send me your free booklet telling how I can get my commercial F.C.C. license quickly. I understand there is no obligation and no salesman will call.

Name _____ Age _____

Address _____

City _____ State _____

I am interested in: Home Study, Kansas City classes, Hollywood classes, Seattle classes, Washington classes

find new
adventure in
amateur
radio...

with

Viking
1st choice of
amateurs the
world over!

loaded with features... kit or wired!



ADVENTURER —50 watts CW input 80 through 10 meters. 240-181-1... Kit Am. Net. \$54.95	RANGER —75 watts CW input; 65 watts phone—160 through 10 meters. 240-161-2... Kit Am. Net. \$229.50 240 161-1... Wired Am. Net. \$329.50	VALIANT —275 watts CW and 55B; 200 watts AM—160 through 10 meters. 240-104-2... Kit Am. Net. \$349.50 240 104-1... Wired Am. Net. \$439.50
--	--	--



E. F. JOHNSON CO.

2433 10th Ave. S.W. • Waseca, Minn.

Complete specifications and schematics on all Johnson transmitters, amplifiers, station accessories, keys and practice sets!

NAME _____
ADDRESS _____
CITY _____ STATE _____

QUICKLY CUT HOLES
in metal, plastics,
hard rubber...



GREENLEE CHASSIS PUNCHES

Make smooth, accurate openings in
1½ minutes or less... for sockets,
plugs, controls, meters, panel
lights, etc. Easy to use...
simply turn with wrench.

Many sizes and models.

Write for literature.



GREENLEE TOOL CO., 1915 Columbia Ave., Rockford Illinois

Showcase

(Continued from page 14)

their own built-in battery power supplies. Produced in 5-, 10-, and 20-watt models,



they can be used with almost any type of speaker. And while not strictly hi-fi, these amplifiers operate with exceptionally low distortion and are ideal for out-ings or commercial sound uses. There are separate inputs for microphone and

phono, and a special circuit enables both to be used at the same time.

Paco's new FM tuner kit, the ST-25, is a quality unit with a pre-wired and adjusted "front end." Featuring two limiters and a wide-band ratio detector for outstanding fringe-area reception, the ST-25 also boasts a.f.c. (with a front-panel-mounted "defeat" switch) and a magic-eye tuning indicator. Price of the semi-kit, \$42.95. . . . The Model 335 multiplex adapter by **H. H. Scott** is a self-powered unit that plugs into any Scott "Wide - Band" FM or AM/FM tuner for stereo FM (multiplex) reception. The 335 is supplied with all necessary connecting cables, and it requires only




a few minutes to attach. Styled to match other Scott equipment, the adapter is priced at \$99.95.

A 3-speed, 4-track stereo playback tape deck from **Tandberg** also has facilities for adding record and erase heads. Speeds are 7½, 3¾, and 1½ ips from a special hysteresis-synchronous drive motor; frequency response (at 7½ ips) is 30 to 16,000 cycles within 2 db. Equipped with a 4-digit counter, the Model 65 sells for \$199.50.

—30—

Altec Lansing Corp., 1515 S. Manchester Ave., Anaheim, Calif.
Advanced Acoustics Corp., 67 Factory Place, Cedar Grove, N. J.
Audio Dynamics Corp., 1677 Cody Ave., Ridgewood, N. Y.
Fairchild Recording Equipment Corp., 10-40 45th Ave., Long Island City 1, N. Y.
Wm. A. Holmin Corp., 1325 Seventh St., Rockford, Ill.
Paco Electronics Co., Inc., 70-31 84th St., Glendale 27, N. Y.
H. H. Scott, Inc., Dept. P, 111 Powdermill Rd., Maynard, Mass.
Tandberg of America, 8 Third Ave., Pelham, N. Y.

Always say you saw it in—POPULAR ELECTRONICS



Special Training EQUIPMENT INCLUDED

Pick the field of your choice—and train at home with the leader—NRI. In addition to Industrial Electronics and FCC License training explained at the right, NRI offers comprehensive courses in Radio-TV Servicing and Radio-TV Communications. Except for the FCC course, all NRI courses include—at no extra cost—special training equipment for actual practice at home building circuits and working experiments. Makes theory you learn come to life in an interesting, easy-to-grasp manner.

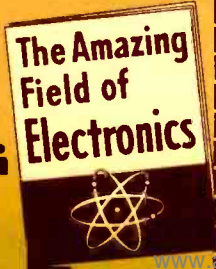
Multiplexing, FM Stereo Broadcasting Included

NRI training keeps up with the times. New, additional profit opportunities exist for the Technician who understands the latest technical advances. Course material now covers FM Stereo Broadcasting, tells you about Multiplexing equipment, other recent developments.

Learn More to Earn More

Act now. The catalog NRI sends you gives more facts about the field of your choice, shows equipment you get and keep. No obligation. Cost of NRI training is low. Monthly payments. 60-Day Trial Plan. Mail postage-free card today. NATIONAL RADIO INSTITUTE, Washington 16, D.C.

Send for
64-Page
CATALOG
FREE



NRI—Oldest and Largest Radio Television School Now Offers NEW HOME STUDY TRAINING IN INDUSTRIAL ELECTRONICS & MILITARY ELECTRONICS

This is the age of Electronics. Rapidly expanding uses for Electronic Equipment in industry, business, the military demand more trained men. Prepare now for a career as an Electronic Technician. NRI now offers a complete course in ELECTRONICS



—Principles, Practices, Maintenance. Computers, telemetry, automation, avionics are changing our world, yet all employ the same basic principles . . . and that is what this NRI course stresses with illustrated lessons, special training equipment. Mail card below.

NEW HOME STUDY TRAINING FOR YOUR FCC LICENSE



An FCC Commercial License combined with NRI time-tested training can be the keys to a better future for you with higher pay, interesting work, more rapid advancement. Prepare at home *quickly* for your FCC examinations through NRI's new, low-cost,

special training. Like other NRI-trained men, you can be monitoring TV shows, radio broadcasts, operating shipboard and aviation radio, or holding down other important jobs. Get full details—mail the card below.

**TURN
PAGE**

Cut Out and Mail—No Stamp Needed



NATIONAL RADIO INSTITUTE
WASHINGTON 16, D. C.

Send me your Electronic, Radio-TV catalog without cost or obligation. I am interested in the course checked below: (No representative will call. Please PRINT.)

- | | |
|---|---|
| <input type="checkbox"/> Industrial Electronics | <input type="checkbox"/> Communications |
| <input type="checkbox"/> FCC License | <input type="checkbox"/> Servicing |


9

Name _____ Age _____

Address _____

City _____ Zone _____ State _____

**ELECTRONICS NEEDS
4 TO 7
QUALIFIED TECHNICIANS**



FOR EVERY ENGINEER



Choose from 4 Courses

- 1. INDUSTRIAL ELECTRONICS**
Learn about Electronic equipment used today by business, industry, the military. Covers computers, servos, telemetry, multiplexing, other subjects.
- 2. FCC LICENSE**
Communications stations must have FCC-licensed operators. New NRI course prepares you for your First Class FCC exams. Train at home in spare time.
- 3. COMMUNICATIONS**
Operation and maintenance of radio and TV stations; police, marine, aviation, mobile radio, etc. Includes FM Stereo broadcasting. Course also prepares you for your FCC license exam.
- 4. SERVICING**
Service and maintain AM-FM Radios, TV sets, Stereo Hi-Fi, PA systems, etc. A profitable, interesting spare or full-time business of your own.

SEE OTHER SIDE

**Join The Thousands
Who Trained For
Advancement With NRI**

Thousands of NRI graduates throughout the U. S. and Canada are proof that it is practical to train at home. NRI graduates are in every kind of Electronics work: inspectors, maintenance men, lab technicians, testers, broadcasting and mobile communications operators, Radio-TV service technicians, or in essential military and government posts. Catalog tells more about what NRI graduates do and earn. Mail postage free card.



"THE FINEST JOB I EVER HAD" is what Thomas Bilak, Jr., Cayuga, N. Y., says of his position with the G. E. Advanced Electronic Center at Cornell University. He writes, "Thanks to NRI, I have a job which I enjoy and which also pays well."



BUILDING ELECTRONIC CIRCUITS on specially-designed plug-in type chassis, is the work of Robert H. Laurens, Hammonton, N. J. He is an Electronic Technician working on the "Univac" computer. Laurens says, "My NRI training helped me to pass the test to obtain this position."



"I OWE MY SUCCESS TO NRI" says Cecil E. Wallace, Dallas, Texas. He holds a First Class FCC Radio-telephone License and works as a Recording Engineer with KRLD-TV.



MARINE RADIO OPERATOR is the job of E. P. Searcy, Jr., of New Orleans, La. He works for Alcoa Steamship Company, has also worked as a TV transmitter engineer. He says, "I can recommend NRI training very highly."



FROM FACTORY LABORER TO HIS OWN BUSINESS that rang up sales of \$158,000 in one year. That's the success William F. Kline of Cincinnati, Ohio, has had since taking NRI training. "The course got me started on the road," he says.

FIRST CLASS
PERMIT
NO. 20-R
(Sec. 34.9, P.L.&R.)
Washington, D.C.

BUSINESS REPLY MAIL

NO POSTAGE STAMP NECESSARY IF MAILED IN THE UNITED STATES

POSTAGE WILL BE PAID BY



National Radio Institute

**3939 Wisconsin Avenue
Washington 16, D.C.**



**Oldest and Largest
School of Its Kind**

Training men to succeed by home study has been the National Radio Institute's *only* business for over 45 years. NRI is America's oldest and largest Electronics home-study school. Don't delay. Cut out and mail **POSTAGE-FREE CARD**.

MAIL POSTAGE-FREE CARD

BUILD YOUR OWN RADIO

CIRCUITS AT HOME

ONLY \$26.95

with the New

PROGRESSIVE RADIO "EDU-KIT"®

A Practical Home Radio Course



Reg. U. S. Pat. Off.

Training Electronics Technicians Since 1946

Now Includes

- ★ 12 RECEIVERS
- ★ 3 TRANSMITTERS
- ★ SQ. WAVE GENERATOR
- ★ SIGNAL TRACER
- ★ AMPLIFIER
- ★ SIGNAL INJECTOR
- ★ CODE OSCILLATOR

- ★ No Knowledge of Radio Necessary
- ★ No Additional Parts or Tools Needed
- ★ EXCELLENT BACKGROUND FOR TV
- ★ SCHOOL INQUIRIES INVITED
- ★ Sold In 79 Countries

YOU DON'T HAVE TO SPEND HUNDREDS OF DOLLARS FOR A RADIO COURSE

The "Edu-Kit" offers you an outstanding PRACTICAL HOME RADIO COURSE at a rock-bottom price. Our Kit is designed to train Radio & Electronics Technicians, making use of the most modern methods of home training. You will learn radio theory, construction practice and servicing. THIS IS A COMPLETE RADIO COURSE IN EVERY DETAIL. You will learn how to build radios, using regular schematics; how to wire and solder in a professional manner; how to service radios. You will work with the standard type of punched metal chassis as well as the latest development of Printed Circuit chassis. You will learn the basic principles of radio, how to construct, study and work with RF and AF amplifiers and oscillators, detectors, rectifiers, test equipment. You will learn and practice code, using the Progressive Code Oscillator. You will learn and practice trouble-shooting using the Progressive Signal Tracer, Progressive Signal Injector, Progressive Dynamic Radio & Electronics Tester, Square Wave Generator and the accompanying instructional material.

You will receive credit for the Novice, Technician and General Classes of F.C.C. Radio Amateur Licenses. You will build 20 Receiver, Transmitter, Square Wave Generator, Code Oscillator, Signal Tracer and Signal Injector circuits, and learn how to operate them. You will receive excellent background for television, Hi-Fi and Electronics.

Absolutely no previous knowledge of radio or science is required. The "Edu-Kit" is the product of many years of teaching and engineering experience. The "Edu-Kit" will provide you with an excellent background in Electronics and Radio, worth many times the complete price of \$26.95. The Signal Tracer alone is worth more than the price of the entire Kit.

THE KIT FOR EVERYONE

You do not need the slightest background in radio or science. Whether you are interested in Radio & Electronics because you want an interesting hobby, a well paying business or a job with a future, you will find the "Edu-Kit" a worth-while investment. Many thousands of individuals of all

ages and backgrounds have successfully used the "Edu-Kit" in more than 79 countries of the world. The "Edu-Kit" has been carefully designed, step by step, so that you cannot make a mistake. The "Edu-Kit" allows you to teach yourself at your own rate. No instructor is necessary.

PROGRESSIVE TEACHING METHOD

The Progressive Radio "Edu-Kit" is the foremost educational radio kit in the world, and is universally accepted as the standard in the field of Electronics training. The "Edu-Kit" uses the modern educational principle of "Learn by Doing." Therefore you construct, learn schematics, study theory, practice trouble shooting—all in a closely integrated program designed to provide an easily-learned, thorough and interesting background in radio. You begin by examining the various radio parts of the "Edu-Kit." You then learn the function, theory and wiring of these parts. Then you build a simple radio. With this first set you will enjoy listening to regular broadcast stations, learn theory, practice testing and trouble-shooting. Then you build a more advanced radio, learn more advanced theory and techniques. Gradually, in a progressive manner, and at your own rate, you will find yourself constructing more advanced multi-tube radio circuits, and doing work like a professional Radio Technician.

Included in the "Edu-Kit" course are twenty Receiver, Transmitter, Code Oscillator, Signal Tracer, Square Wave Generator and Signal Injector circuits. These are not unprofessional "breadboard" experiments, but genuine radio circuits, constructed by means of professional wiring and soldering on metal chassis, plus the new method of radio construction known as "Printed Circuitry." These circuits operate on your regular AC or DC house current.

THE "EDU-KIT" IS COMPLETE

You will receive all parts and instruction necessary to build 20 different radio and electronics circuits, each guaranteed to operate. Our Kits contain tubes, tube sockets, variable electrolytic, mica, ceramic and paper dielectric condensers, resistors, the strips, hardware, tubing, punched metal chassis, instruction Manuals, hook-up wire, solder, selenium rectifiers, volume controls and switches, etc.

In addition, you receive Printed Circuit materials, including Printed Circuit chassis, special tube sockets, hardware and instructions. You also receive a useful set of tools, a professional electric soldering iron, and a self-powered Dynamic Radio and Electronics Tester. The "Edu-Kit" also includes Code Instructions and the Progressive Code Oscillator, in addition to F.C.C.-type Questions and Answers for Radio Amateur License training. You will also receive lessons on servicing with the Progressive Signal Tracer and the Progressive Signal Injector, a High Fidelity Guide and a Quiz Book. You receive Membership in Radio-TV Club, Free Consultation Service, Certificate of Merit and Discount Privileges. You receive all parts, tools, instructions, etc. Everything is yours to keep.

PRINTED CIRCUITRY

At no increase in price, the "Edu-Kit" now includes Printed Circuitry. You build a Printed Circuit Signal Injector, a unique servicing instrument that can detect many Radio and TV troubles. This revolutionary new technique of radio construction is now becoming popular in commercial radio and TV sets.

A Printed Circuit is a special insulated chassis on which has been deposited a conducting material which takes the place of wiring. The various parts are merely plugged in and soldered to terminals.

Printed Circuitry is the basis of modern Automation Electronics. A knowledge of this subject is a necessity today for anyone interested in Electronics.

FREE EXTRAS

- SET OF TOOLS
- SOLDERING IRON
- ELECTRONICS TESTER
- PLIERS-CUTTERS
- ALIGNMENT TOOL
- WRENCH SET
- VALUABLE DISCOUNT CARD
- CERTIFICATE OF MERIT
- TESTER INSTRUCTION MANUAL
- HIGH FIDELITY GUIDE ● QUIZZES
- TELEVISION BOOK ● RADIO TROUBLE-SHOOTING BOOK
- MEMBERSHIP IN RADIO-TV CLUB: CONSULTATION SERVICE ● FCC AMATEUR LICENSE TRAINING
- PRINTED CIRCUITRY

SERVICING LESSONS

You will learn trouble-shooting and servicing in a progressive manner. You will practice repairs on the sets that you construct. You will learn symptoms and causes of trouble in home, portable and car radios. You will learn how to use the professional Signal Tracer, the unique Signal Injector and the dynamic Radio & Electronics Tester. While you are learning in this practical way, you will be able to do many a repair job for your friends and neighbors, and charge fees which will far exceed the price of the "Edu-Kit." Our Consultation Service will help you with any technical problems you may have.

FROM OUR MAIL BAG

J. Stataitis, of 25 Poplar Pl., Waterbury, Conn., writes: "I have repaired several sets for my friends, and made money. The "Edu-Kit" paid for itself. I was ready to spend \$240 for a Course, but I found your ad and sent for your Kit."

Ben Valerio, P. O. Box 21, Magna, Utah: "The Edu-Kits are wonderful. Here I am sending you the questions and also the answers for them. I have been in Radio for the last seven years, but like to work with Radio Kits, and like to build Radio Testing Equipment. I enjoyed every minute I worked with the different kits; the Signal Tracer works fine. Also like to let you know that I feel proud of becoming a member of your Radio-TV Club."

Robert L. Shuff, 1534 Monroe Ave., Huntington, W. Va.: "Thought I would drop you a few lines to say that I received my Edu-Kit, and was really amazed that such a bargain can be had at such a low price. I have already started repairing radios and phonographs. My friends were really surprised to see me get into the swing of it so quickly. The Trouble-shooting Tester that comes with the Edu-Kit is really sweet and finds trouble, if there is any to be found."

UNCONDITIONAL MONEY-BACK GUARANTEE

ORDER DIRECT FROM AD—RECEIVE FREE BONUS RESISTOR AND CONDENSER KITS WORTH \$7

- Send "Edu-Kit" postpaid. I enclose full payment of \$26.95.
- Send "Edu-Kit" C.O.D. I will pay \$26.95 plus postage.
- Rush me FREE descriptive literature concerning "Edu-Kit."

Name

Address

PROGRESSIVE "EDU-KITS" INC.

1186 Broadway, Dept. 584-D, Hewlett, N. Y.

EARN \$10,000 A YEAR

- DIESEL ELECTRONICS
 AUTO AUTOMATION

The average starting salary of students, completing our FCC License, Electronics Technician Course, and those completing our Diesel Automotive Training, is \$4,300 per year.

After becoming familiar with the industry, their salary usually increases to \$6,000 or \$7,000 per year.

After they become senior technicians, or master mechanics, they can earn \$8,000 to \$10,000 per year.

When they become specialists, or a part of management . . . or start their own business . . . they can earn considerably more.

RESIDENT SHOP TRAINING is easier and costs less than you may think! We provide you with housing and part-time jobs while in school, plus free nation-wide placement service for graduates.

Check subject above in which you are interested and mail for

Your Future
IN
ELECTRONICS
AND
AUTOMATION

← **FREE BOOKLET** →

BAILEY

Technical Schools

Veteran Approved
1626 S. Grand, Rm. 28, St. Louis 4, Mo.

Your Future
in
DIESEL and
AUTO
MECHANICS

Name _____ Age _____

Street _____

Town _____ Zone _____ State _____

VOCATIONAL STUDENTS

It Took Us 2 Years To Design
This TV Kit Especially For You

Videola by Tech-Master

Every Part Custom-Engineered
Exclusively For This Chassis

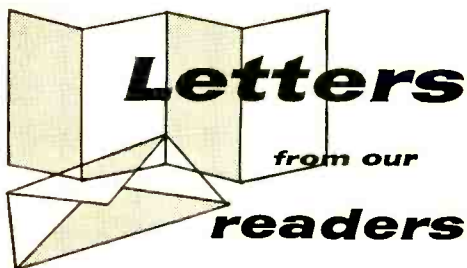


With this kit you build more than a chassis . . . You build a career in electronics. Tech-Master's VIDEOLA guarantees you the ultimate in training and development. For this is the most up-to-date professional kit available. Every possible improvement in tubes and circuitry is included. Each and every component is absolutely related . . . engineered precisely for this kit . . . designed for flawless assembly and maximum performance. There are no printed circuits. You build everything yourself. Step-by-step instructions with pictorial and schematic diagrams are easy to follow.

FEATURES:
 Advanced and improved, super-selective, 12 channel tuner—Full power transformer for safe cold chassis operation—Operates new low-voltage electrostatic focus kinescope (17" to 27" . . . including 19" and 23" sizes) . . . 110 to 114 degree deflection—18 to 20 KV anode voltage—High efficiency circuit-sensitivity of 9uv at 20V peak-to-peak—High power audio output—Three-stage stagger-tuned IF using high-gain bi-filar coils—Keyed automatic gain control—Adjustable noise cancellation circuit—Bright spot eliminator circuit—Ceramic core horizontal output transformer with beam power amplifier—Chassis constructed so that tuning and related controls are on separate panels. Can be placed away from chassis proper to accommodate custom requirements—Sockets, terminal strips and connectors riveted on chassis. 6 x 17 x 1 3/4 chassis size—Weight 21 lbs. MODEL 1561 PRICE \$99.95


COMPLETE CONSTRUCTION MANUAL \$3.75
 Cost Of Manual Refunded With Kit Purchase

VIDEOLA by Tech-Master, 75 Front St., Brooklyn 1, N. Y.



Winning "Min-O-Scope"

■ I recently constructed a model of the "Min-O-Scope" (August 1960 issue) using a 2AP1A cathode-ray tube in place of the 1CP1 which you




specified. I got excellent results, and the unit won a first prize at our school science fair.

CHARLES KROGER
Riverside, Calif.

CB Booster Conversion

■ We built the "BC-Band DX Booster" (February 1961 issue) and would like to report that we're pleased with the results. To modify the booster for Citizens Band operation, we changed



L2 to 7 or 8 turns of #22 enameled wire on a 1/4" slug-tuned form. Construction time and costs were cut somewhat by using the chassis and power supply from an old TV booster. We now pull in ground-wave signals from outlying towns we've never heard before. Incidentally, the common 6AG5 can be substituted for the recommended 6AK5 with no noticeable change in performance.

FRANCIS L. SKEES, 18A9853
 WM. A. HARRIS, EX-18A5282/9-147
 W. Lafayette, Ind.

Q-Multiplier

■ I've just finished building the 455-kc. model of the "Citizens Band Q-Multiplier" described in the

Always say you saw it in—POPULAR ELECTRONICS

THE A. E. S. *Gigolo*

**ONE OF THE MOST SOUGHT
AFTER PRODUCTS IN THE
HIGH FIDELITY INDUSTRY**

At our present rate of sales and production, A. E. S. will sell nearly 100,000 Gigolos this year.

Imagine, now you can own a speaker with this quality for only \$15.00.

**TRY IT — WE GUARANTEE IT
100,000 PEOPLE CANNOT BE WRONG**


DESCRIPTION:

The Gigolo is constructed with a resonant resistant all wood product of at least 3/4" thickness throughout. Its outside dimensions are 24" long, 12" high, 9 1/2" deep. The heavy construction and the fine workmanship suggest a value far exceeding its low price. All units sold on 100% MONEY BACK GUARANTEE.

Price \$15.00. Unfinished only.

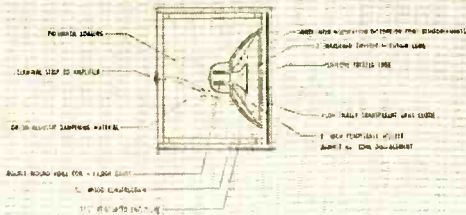
F.O.B. Factory

SPECIFICATIONS:



Frequency response	500	Tone bursts	3500
Maximum frequency response			19-21000 cps
Frequency response	±8 db		45-18000 cps
Harmonic distortion			less than 3% 70-21 kc
Impedance curve	within ±0		1200% of 8 ohms
			20-20000 cps
Flux density			11000+ gauss

Frequency response curve run at continuous 10 watts.
Power handling capacity, the Gigolo may be used with small economy amplifiers of very low wattage, as well as with the highest power component amplifier with satisfactory results.



A.E.S., Inc.
3338 Payne Avenue, Cleveland, Ohio

Gentlemen please ship _____ GIGOLOS.

I understand these units are guaranteed and if I am not satisfied I may return for a full refund of sales price, \$15.00 each.

Name _____

Address _____

City and State _____

Enclosed find check _____ money order _____

FREE **GIANT 1961 204 PAGE CATALOG**

B-A 1961
ANNUAL CATALOG #11

SINCE 1927

A Complete Buying Guide for Everything in

RADIO TV ELECTRONICS

BURSTEIN-APPLEBEE CO.

Dept. PE, 1012 McGee St., Kansas City 6, Mo.

Send Free 1961 B-A Catalog No. 611

Name _____

Address _____

City _____ State _____

SEND FOR IT TODAY

SAVE UP TO 50% ON B-A SELECTED KITS

HI-FI AND STEREO SYSTEMS & COMPONENTS

TOP VALUES IN POWER AND HAND TOOLS

30 PAGES OF BARGAINS NOT IN ANY OTHER CATALOG

Guarantee


CB Owners: IT'S WHAT GOES OUT ON THE AIR THAT COUNTS!

Get maximum amplifier output and outstanding performance from your 5-watter by using famous PR CRYSTALS. These high-active crystals get greater distance than ordinary sluggish crystals. Clearer reception too. Put PR Crystals in your set today, and get the STRONGEST SIGNALS POSSIBLE WITHIN POWER LIMITS.

SWITCH TO A BETTER CHANNEL

Be smart... have several sets of PR Crystals... two or three sets at least. Then you can switch channels at will, to avoid jamming. PR CRYSTALS ARE AVAILABLE IN ALL 23 CITIZENS BAND CHANNELS.

Type Z-9R, Calibrated .005%, \$2.95 each. EVERY PR CRYSTAL IS UNCONDITIONALLY GUARANTEED.



Get PR's Now From Your Jobber.

PETERSEN RADIO CO., INC.
2800 West Broadway
Council Bluffs, Iowa

Letters

(Continued from page 20)

March 1961 issue, and it works fine with my Hallicrafters S-40 receiver. Keep up the good work.

JOSEPH BIALY
Buffalo, N. Y.

■ I built the Q-Multiplier described by Donald L. Stoner and found that connecting its coax cable directly to the plate of the mixer tube in my Hallicrafters S-120 receiver caused severe signal attenuation. The problem was cleared up by using a 56- μ fd, 600-volt ceramic capacitor between the cable and the mixer plate. Now it works beautifully and increases selectivity to a point as sharp as a tack.

J. O. PETTIT
Los Angeles, Calif.


■ Will the Q-Multiplier in the March issue work on the Citizens Band only, or is it suitable for amateur and short-wave bands as well?

FRANK KOVACH
Northfield, Ohio

We're glad to hear that the Q-Multiplier is finding such widespread use. To answer Mr. Kovach's question, the unit will work on any superhet receiver, regardless of its tuning range. The only requirement is that the receiver have an i.f. near 455 kc. or between 1300 and 1800 kc.

Electronic Organ

■ Electronics is my hobby, and I find your magazine very helpful and informative on many projects. Enclosed is a photo of my latest project—an



electric organ; the amplifier and oscillators were home-built, and parts from old reed organs were utilized in the construction. I would like to see more articles on electronic musical instruments.

PAUL SNIDER
Colurd'alene, Idaho

Congratulations on your fine job, Paul; we're sure it sounds as good as it looks. You will probably be interested in the article on the transistorized metronome which appeared on page 54 of the June issue.


introducing

the most
important
advancement
in

**CITIZENS
BAND
RADIO**

since the
opening of the
27 MC. band!



THE 
Courier 1

FEATURING:

- TRIPLE CONVERSION
- 12 CHANNEL TRANSMITTING
- FIXED AND TUNABLE DRIFT-FREE RECEIVING
- TWO IF STAGES (262 kc)
- FULLY MODULATED (100%)
- OUTPUT EXCEEDING 3 WATTS
- BUILT-IN "S" AND "RF" METER
- ELECTRONIC SWITCHING (no relays)
- UNITIZED CHASSIS
- MOBILE OR BASE (117 V. and 12 V.)
- AM RADIO (optional, extra)

The ECI COURIER 1 is truly a product of engineering excellence . . . the ONLY Citizens Band Transceiver to combine TRIPLE CONVERSION with TWO IF STAGES (262 kc) for the ultimate in selectivity and sensitivity!

THE COURIER 1 also features a built-in dial and crystal spotter, built-in noise limiter, built-in squelch that is triggered by .1 micro volt signal, and front panel adjustable RF gain control. The unit is constructed in five individual hand wired segments — a completely UNITIZED CHASSIS. All metal parts are cadmium plated for marine use. The entire unit slides out easily on tracks, and is housed in a rich chrome cabinet!



The price? **\$189.50.***

For full details, write today!

electronics communications inc.
325 no. macquesten parkway ■ mt. vernon, n. y.

IMPORTANT NOTE TO DEALERS: Make sure to inquire about the E.C.I. exclusive franchise arrangement.

**Prices slightly higher West of Rockies*

news from hallicrafters



littlefone

CB-3 TRANSCEIVER

Only Hallicrafters offers 8-channel convenience and all these quality performance features.

The transmitter . . . output circuit matches 50 ohm antenna systems. Standardized CR23/U crystals (3rd overtone, series resonant) readily available. Output amplifier adjustable for max. legal input. 100% modulation on positive peaks. Series-tuned 2nd harmonic trap for excellent TV suppression.

The receiver . . . sensitivity less than 1.0 UV for 10 db. signal-to-noise ratio. Electronic squelch works on less than 6 db. signal strength change. 6 kc. selectivity. Image rej. 40 db. min. Audio output over 2 watts. Auto. noise limiter, series and shunt diodes. **\$149.50**

citizens band

Before you choose from the countless brands of CB equipment available, consider this fact: Nowhere in the field of communications is a manufacturer's experience, integrity and record of achievement more critical to performance and reliability than in citizen's band. Hallicrafters has built more precision communications equipment than *all other CB manufacturers.*

*the new ideas
in communications
are born at . . .*


h hallicrafters
Chicago 24, Illinois

Export Sales: International Div., Canada: Gould Sales Co.
Raytheon Mfg. Co., Waltham, Mass. Montreal, P.Q.

POP'tronics Bookshelf

FILTERS AND ATTENUATORS edited by
Alexander Schure, Ph.D., Ed. D.

Volume 36 in the Rider Electronic Technology Series, this book describes the



types, functions, circuitry and applications of filters and attenuators. Power supply filters, audio and video filters, wave filters and specialized filter types are analyzed, as well as both fixed and variable attenuators and equalizers. Mathematical as well as narrative presentations

are used, and numerical examples and solutions clarify the calculations.

Published by John F. Rider Publisher, Inc., 116 W. 14th St., New York, N. Y. Soft cover. 96 pages. \$2.25.



101 KEY TROUBLESHOOTING WAVEFORMS FOR HORIZONTAL-SWEEP CIRCUITS by Robert G. Middleton


Intended for servicemen and others who need quick reference material on the causes of horizontal-sweep circuit troubles, this book analyzes the four most popular horizontal-sweep systems (the 90°, 110°, direct-drive, and primary-secondary transformer types). The well-illustrated volume presents 101 abnormal waveforms, together with accompanying circuit symptoms and the appropriate tests to make. By comparing waveforms obtained at various circuit points with those shown in the book, the reader can readily spot a defective component.

Published by Howard W. Sams & Co., Inc., 1720 E. 38th St., Indianapolis 6, Ind. Soft cover. 128 pages. \$2.00.

(Continued on page 26)

Always say you saw it in—POPULAR ELECTRONICS

Now you can build almost any kind of electronic device!



Send for FREE
7-Day Trial Examination
of this Valuable
Book!

Here are the ABC's of 50 vacuum-tube circuits for electronics experimentation and project construction—all fully diagrammed, complete with parts list.

HOW many times have you wanted a diagram of a basic vacuum-tube circuit which you could use as a guide in building hi-fi components, receivers, transmitters, intercom systems, test equipment and other electronic gear? At last, in one book, you can find all the basic diagrams, schematics and other vital information on vacuum tubes and their circuits essential for such projects!

You'll Become An Expert On All Types of Vacuum Tubes

Beginning with the Edison effect (the birth of the diode), Julian M. Sienkiewicz, Managing Editor of Popular Electronics, leads you right up to the multi-element vacuum tubes used in everyday circuits. The first four chapters are devoted to the operation of diodes, triodes, tetrodes, and pentode and beam-power tubes. Chapter five covers construction practices, tools, and test equipment, along with workshop hints that will be a real boon to all who want to get the most out of their equipment. Chapter six contains a collection of fifty vacuum-tube circuits that gives you a basic library of useful circuits for quick and trouble-free reference.

One hundred vacuum-tube schematics, plate-characteristic curves, simplified diagrams, test circuits and other selected illustrations supplement the informative text to make this book one of the most useful and invaluable manuals for your electronic experiments and hobby projects.

192 pages, 100 illustrations \$4.95

SEE YOUR ELECTRONICS PARTS JOBBER OR BOOKSELLER OR USE COUPON BELOW!

PARTIAL CONTENTS:

DIODE VACUUM TUBES. Emission—Diode Operation—Rectification Power—Supply Filters—Detection (AM and FM). **TRIODE VACUUM TUBES.** Triode Operation—The Triode Test Circuit—Control—Triode Characteristics—Plate Characteristic Curves—Plate Resistance—Amplification Factor. **TRIODE AMPLIFIERS.** Load Lines—Operating Point—Cathode Bias—Cathode Load Lines—Signal Amplification—Signal Inversion—Voltage Gain—Computing Voltage Gain—Distortion. **MULTI-ELEMENT TUBES.** Miller Effect—Tet-

rodes—Pentodes—A.C. Plate Resistance—Transconductance—Amplification Factor—The Pentode Voltage Amplifier—Operating Point—Cathode Bias—Distortion—Beam-Power Vacuum Tubes—Audio Output Stage. **CIRCUIT CONSTRUCTION HINTS.** Checking Components—Fixed Resistors—Capacitors—Transformers and Coils—Vacuum Tubes—Where To Buy—Test Equipment—Vacuum Tube Voltmeter—Oscilloscope—Signal Generators—Tools—Soldering—Chassis Construction—**BASIC VACUUM TUBE CIRCUITS.**

ELECTRONICS BOOK SERVICE

One Park Avenue
New York 16, N. Y.



Please send me VACUUM-TUBE CIRCUITS FOR THE ELECTRONIC EXPERIMENTER for a free 7-day trial examination. I understand that if I am not completely satisfied, I may return the book and owe you nothing. Otherwise, I will remit \$4.95 plus small charge for postage, packing and handling. Same return privilege and prompt refund guaranteed!

NAME _____
(please print)

ADDRESS _____

CITY _____ ZONE _____ STATE _____ EF563



Bigger than ever..
better than ever

FREE
ELECTRONICS
CATALOGS
for 1 full year

from Radio Shack
Boom-center of Electronics

Mail coupon! See the greatest line of electronics for "pro," amateur, music lover! Receive 1961-62 Buying Guide of 336 pages, 2/3 larger than last year, PLUS exciting supplements for 1 full year! Hundreds of famous brands and our private label Stereo, Hi-Fi, Ham Radio, Tapes, Records, Parts, 30 pgs. of Kits. New No Money Down credit terms. Satisfaction guaranteed.

RADIO SHACK CORP.
730 Commonwealth Ave., Boston, Mass.

MAIL
Coupon
TODAY

RADIO SHACK Corp. Dept. 6117
730 Commonwealth Ave., Boston 17, Mass.
Send me Radio Shack's famous electronics catalogs
for 1 full year—FREE, POSTPAID.

Name _____
Address _____
City _____ Zone _____ State _____

BUILD THE
PROJECTS
DESCRIBED
IN THIS
ISSUE OF

POPULAR
ELECTRONICS

WITH THESE



PRODUCTS

COMPACTRON V.H.F. RECEIVER

Uses BUD CU-3007A..... \$1.20

THE MONITOR METER

Uses BUD CU-3005A..... 96¢

A.C. TRANSISTORIZED VOLTMETER

Use BUD SC-3032..... \$2.45

HYBRID CATHODE MODULATOR

Uses BUD CU-3005A..... 96¢

**LIGHT CONTROL
FOR BATTERY-POWERED TOYS**

Uses BUD CU-3015..... 74¢

All Bud products are available for immediate delivery from your authorized Bud Distributor. They are the best for applications described in these projects.

WATCH FOR THESE LISTINGS EVERY MONTH
IN POPULAR ELECTRONICS

BUD RADIO, INC.

2118 East 55th Street Cleveland 3, Ohio
Dept. P.E.

Bookshelf

(Continued from page 24)

INSTALLING HI-FI SYSTEMS by Jeff Markell and Jay Stanton.

Here is an ideal guide for the hi-fi fan or professional on steps to take before




a hi-fi installation is begun. Various types of mono and stereo systems are discussed, as well as the elements of a component system, their function and operation. The authors, a hi-fi furniture designer and an audio engineer, have come up with a book that strikes a nice balance between

esthetic and technical factors to be considered in hi-fi installations.

Published by Gernsback Library, Inc.,
154 West 14th St., New York 11, N. Y.
224 pages. Soft cover. \$3.20.

RADIO AND TV TROUBLE CLUES by the Howard W. Sams Engineering Staff

This collection of over 60 solutions to "tough dog" radio and TV troubles is based on the actual experiences of practicing servicemen—the reader looks over the serviceman's shoulder as he repairs sets in the field or at the bench. A special section includes solutions for more unusual problems, such as curing noisy operation in portable TV sets, replacing obsolete focus coils, hot-chassis servicing, and servicing TV remote control units.



Published by Howard W. Sams & Co.,
Inc., 1720 E. 38th St., Indianapolis 6, Ind.
96 pages. Soft cover. \$1.50.

(Continued on page 28)

Always say you saw it in—POPULAR ELECTRONICS

Earn Extra Money Soon

.. while training at home for high-pay career or business of your own!

AMAZING PLAN FOR YOUR SUCCESS IN RADIO-TV-APPLIANCES and ELECTRONICS

Central will show you how to start making money soon . . . servicing AM-FM radios and television sets . . . repairing electrical appliances . . . building and installing electronic equipment in homes, factories, and business offices. Step-by-step, you'll learn how to get started in spare time at minimum cost; how to prepare for a bright future in servicing, audio, communications, broadcasting, or the gigantic electronic industry. Complete FCC license preparation included. High income, prestige, security, prosperity . . . all can be yours!

NO EXPERIENCE NEEDED!

You don't need high school diploma or previous knowledge of electronics to get started. Quick, low-cost home training for young and old. New illustrated lessons make learning easy. We supply equipment and *know how* you need to start making money soon. You learn by *doing*. You assemble useful, practical electronic projects—no incomplete "student" radios and testers—our kits meet commercial standards. Also recommended for citizen band and amateur radio operators, hi-fi and stereo enthusiasts, hobbyists, etc. Your personal pleasure and the savings you can make on home installations and repairs alone, make this course a profitable adventure. Keep your present job—set your own pace—add to your income—and find out how much fun Electronics can be!

New Frontiers Need You!

Cash in on growing demand for technicians in hundreds of exciting space-age fields: guided missiles, rocketry, outer space research and development, automation, nuclear power, computers, microwaves, radar, communications, oil field exploration, air traffic control, civil service, armed forces, etc. *Start now*. Get facts—mail coupon today for two FREE books!

NEW KITS!



You will build and keep this handy "transistorized" electronic and appliance tester that you'll use soon to start earning spare-time money. Many other practical and

profitable electronic projects to choose from: 4 transistor portable radio—code oscillator—solar cell switch—RF signal generator—CB converter—oscilloscope—others! Fully described in our FREE 64-page catalog.



Central grad GLEN LEIRER, shown here, earned an attractive income from part-time Radio-TV Servicing. Now he's employed as a Computer Technician for RCA Service Co., Camden, N. J.

Over 50,000 Successful Graduates Since 1931!



"I averaged between \$60 and \$70 a month servicing radios and TV's part-time while taking your home study course. Plan to open my own shop soon." Student THEODOR SCHMIDT, Pe-hastin, Wash.



Central grads EDWARD EDMONDS & FLOYD CONKRIGHT are joint owners of EDCO FACTORY TV SERVICE CO., K. C., Mo., and RANCH MART TV & STEREO, Leawood, Kansas, have three service trucks, seven full-time employees.

Grad FRANK LEENKNECHT works in missile field for Convair Astronautics, San Diego, Calif., and as Transmitter Engineer for Station KDEO as a sideline.



RESIDENT TRAINING—Central also offers a full-time ECPD-Accredited Technical Institute program at its resident school in Kansas City, Mo., for qualified high school graduates. Details in FREE catalog.

FREE

FCC PREP BOOK

Profits from Electronics

We'll mail you FREE FCC License Prep Handbook that prepares you to pass the 3rd Class FCC Radiotelephone examination, and to qualify to operate radiotelephone transmitting stations used by airlines, police, railroads, emergency services, etc. You get FREE FCC Prep Book plus FREE 64-page catalog with facts about Central's practical electronics home study course.

NO OBLIGATION

TRADE THIS COUPON FOR 2 FREE BOOKS!

Central Technical Institute
1644 Wyandotte, Dept. PE 91A,
Kansas City 8, Mo.

(PLEASE PRINT)

NAME _____
ADDRESS _____
CITY _____
ZONE _____ STATE _____



Accredited Member
National Home Study Council


Central Technical Institute

Bookshelf

(Continued from page 26)

BASIC TRANSISTORS by Alexander Schure, Ed.D., Ph.D.

What is a transistor? What is it made of? How does it differ from a vacuum tube? This profusely illustrated text answers these and many other related questions. Beginning with a discussion of atoms and semiconductors (the materials from which transistors are constructed), the author analyzes the basic *pn* junction diode, then describes basic transistor circuits. Included is material on transistor characteristics, biasing, power transistors, amplifiers and oscillators,



and tetrode units. Review questions are presented at the end of each section.

Published by John F. Rider Publisher, Inc., 116 W. 14th St., New York 11, N. Y. 152 pages. Soft cover, \$3.95. Hard cover, \$5.50.

New Literature

"The Zener Diode" is the title of a four-page CBS "Tech Tips" bulletin covering zener diode theory, characteristics and applications. Both series and parallel uses of zener diodes are discussed; several typical circuits are shown. Bulletin PA-502 can be obtained from CBS Electronics, Engineering Information Services, 100 Endicott St., Danvers Mass.

You can build a solid scale model of the U. S. Air Force's supersonic F-105D from free plans available from Republic Aviation Corp., Farmingdale, L. I., N. Y. All releasable performance specifications of the fighter-bomber are listed, and several aerial and ground views show the big jet in various perspectives. -30-




THIS is the microphone for mobile use **THE TURNER 350C**

Good performance on mobile operations — citizen's band, 2-way commercial radio and amateur radio — requires a microphone designed for mobile use. Tape recorder type mikes can't do the job. The Turner 350C is a reasonably priced, ceramic microphone especially designed for quality voice reproduction. DPST switch is wired for relay operation with easily reversible terminals to allow modification (if necessary). A wiring diagram is enclosed with each microphone. Hanger button and standard dash bracket are included for mobile rig mounting. Microphone furnished with 11" retracted (five foot extended) Coiled Kord. Response: 80 to 7000 cps. Output: -54 db. List price: \$16.80 complete. See your electronic parts distributor. He has the Turner 350C in stock.



THE TURNER MICROPHONE COMPANY
925 17th Street NE
Cedar Rapids, Iowa

We'd like to send you these important new books for a 7-DAY FREE TRIAL EXAMINATION



CLASS D CITIZENS RADIO

Leo G. Sands


Here is the first complete book on Citizens Radio Operation. Ever since the initial use of 2-way radiotelephone by police departments, this field has been growing in importance and application. Now, with more than a million vehicles equipped for its use, Citizens Radio is a major phase of the electronics field. This important new volume covers every aspect of the field—its history, rules, and everything about how it works—in seven big chapters with one hundred major sections. You'll learn exactly what Citizens Radio is, its applications, what equipment you need, the full story on receiver circuits and transmitters, antennas, installation, and maintenance, full FCC rulings, how to apply for licenses, etc. Many illustrations.

\$4.95

COMPUTERS AND HOW THEY WORK by James Fahnestock

Here is a fact-filled exciting guidebook to the wonderworld of electronic computers, with more than 120 illustrations and easy-to-follow tables in 10 big chapters. Step by step, you'll see and understand the workings of every type of computer ever used. This important new book illustrates the basic principles of computers in methods that require no knowledge of electronics. You'll learn all about computer memories, flip-flops and the binary counting system. You'll learn the mathematical language of computers where $1 + 1 = 10$. Other chapters show you how computers use tubes and transistors to make complex logical decisions in thousandths of a second. COMPUTERS AND HOW THEY WORK is must reading for career minded students and for electronics pros who want a more complete knowledge of this field.


\$4.95



THE ELECTRONIC EXPERIMENTER'S MANUAL by David A. Findlay

With a few dollars worth of basic tools, and this book to guide you, you can explore the magic of electronics experimentation more completely than ever before. In a few short hours, you'll start your first project. You'll learn about every component used in experimentation, every tool, its function and why it is used. There are 10 big sections, each covering a specific phase of construction. There's a giant section of projects you can build, test equipment you'll construct and use in your future work. THE ELECTRONIC EXPERIMENTER'S MANUAL will give you the professional know-how you must have no matter what phase of electronics is your specialty.

\$4.95



SEE YOUR ELECTRONICS PARTS JOBBER OR BOOKSELLER OR USE COUPON BELOW!

7 DAY FREE EXAMINATION

When your books arrive, read and enjoy their diversity of contents, the thoroughness of their coverage. Then after seven days examination, if you decide that they are not everything you want, send them back and receive a complete refund of the purchase price.

ELECTRONICS BOOK SERVICE •

One Park Avenue, New York 16, N. Y.



Please send me.....copies of CLASS D CITIZENS RADIO and bill me at only \$4.95 a copy plus postage and handling.

Please send me.....copies of COMPUTERS AND HOW THEY WORK, and bill me at only \$4.95 a copy plus postage and handling.

Please send me.....copies of THE ELECTRONIC EXPERIMENTER'S MANUAL, and bill me at only \$4.95 a copy plus postage and handling.

If I don't agree that this is one of the best electronics investments I've ever made, I may return the book(s) within seven days and get a full refund.

\$.....enclosed. (SAVE MONEY! Enclose payment with your order and we'll pay the postage.)

Name

Address

City Zone..... State..... EF 557

direct road to earning a successful
living in electronics—here it is!

RIDER'S BASIC RADIO

by M. Tepper

6-Volume 'pictured-text' course makes it easy
for you to master radio communications

**A BACKGROUND IN RADIO COMMUNICATIONS IS A
SPRINGBOARD INTO MANY VITAL AREAS OF ELECTRONICS**

Radio communications and the areas that comprise this subject—AC and DC electricity, vacuum tubes, receivers, transistors, and transmitters—is the foundation for many important branches of electronics—FM and AM radio, citizens band, amateur radio, mobile and marine communications, telemetry, radar, television, instrumentation, microwave, facsimile, ultrasonics, telephony, remote control, paging, etc. To know the fundamentals of radio communications is to be prepared for all of these important fields, and BASIC RADIO presents these fundamentals more clearly, more accurately than any text, or any group of texts ever published.

SPECIAL ILLUSTRATIONS MAKE SUBJECT EASILY UNDERSTANDABLE

Not only is the content of the course complete, but it is presented in such a manner that anyone regardless of previous education can grasp it quickly and know the subject thoroughly. The reason—carefully selected language, specially prepared illustrations—specially thought out presentation. These illustrations are not the typical ones found in most books on radio. They are specially conceived and selected for their ability to convey an idea, make complex thoughts simple to understand. You can't miss! There is at least one illustration to every page, one to support every idea—more than 650 illustrations in all in this six-volume course.

COVERS EVERYTHING YOU'LL NEED TO KNOW ABOUT RADIO COMMUNICATIONS TO GET AHEAD

This 6-volume pictured-text course covers the fundamentals and circuitry of radio communications. While it stresses fundamentals, it does not neglect the practical—it puts these fundamental principles to work. You will be able to read schematics—recognize circuits used in radio equipment. You will understand electricity and magnetism. Following the study of electricity, magnetism, circuit components, vacuum tubes, power supplies, oscillators and amplifiers—the various circuits are put to work in simple and elaborate radio receivers—AM and FM, auto and communications receivers including citizens band, mobile communication equipment, etc.

You are made thoroughly familiar with semi conductors and transistors, their applications; what they are—how they work and how they are used in radio. Transistor circuits and receivers with parts values are shown. The last volume provides a thorough coverage of transmitters, antennas and transmission lines. You'll understand modulation and transmitter type oscillators, microphones, coupling methods and power supplies and transmitter schematics.

Volume I, DC electricity \$2.70; Volume II, AC electricity \$2.70; Volume III, vacuum tubes and vacuum tube circuitry \$2.70; Volume IV, radio and communication receivers \$2.50; Volume V, semiconductors, transistors and transistor receivers \$1.90; Volume VI, transmitters, transmission lines and antennas \$2.70.

A LOW COST ELECTRONIC EDUCATION 6-VOLUME COURSE ONLY \$13.85

This 6-volume course opens the wonderful world of electronics to you. The complete course costs only \$13.85 (soft covers). Or, you can select any volume covering the area of radio communications in which you wish to increase your knowledge. Buy this course today at parts distributors, bookstores or order direct.

Write to Dept. PE-9 for free brochure showing samples of Basic Radio pages demonstrating how special illustrations speed your learning.



JOHN F. RIDER PUBLISHER, INC.
116 West 14th St., New York 11, N. Y.

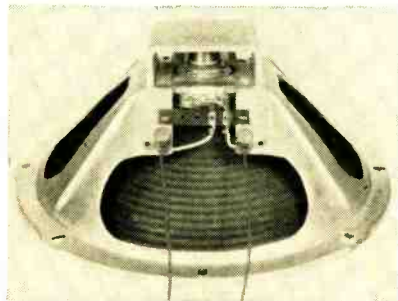
Tips



and Techniques

SPEAKER BINDING POSTS


Add a pair of binding posts to your loudspeaker and you'll save lots of time and trouble when making experimental audio hookups. The binding posts (insulated type) can be mounted on the speaker frame close to the voice-coil lugs. When drilling, it's a good idea to lay a piece of cloth under



the hole to catch any metal chips—and be careful not to punch the paper cone with the drill. Many speakers already have transformer mounting holes which can simply be reamed out to the proper size. Make sure that all connections are tight and that the binding posts are properly insulated from the frame before trying out the speaker.
—Art Trauffer

HANDY DISPENSER RACK

Wire, dial cord, and other materials stored on spools can be conveniently dispensed from an easily made rack like the one illustrated. Bend the frame out of coat-hanger




wire and cut the rod from a piece of dowel. The ends of the frame are force-fitted into small holes drilled in the dowel.

—Bertram S. Kolts

Always say you saw it in—POPULAR ELECTRONICS

MAKING "SPAGHETTI" FROM SPRAYER

The tube from the spraying apparatus of an empty window-cleaner bottle is an excellent emergency source of "spaghetti" for covering wire joints. Just use a pair of side-



cutters to clip it into the lengths you need. You can also cut away the metal cap of the sprayer and remove the nozzle, leaving a handy plastic grommet for wire or cable feedthroughs.

—John A. Comstock

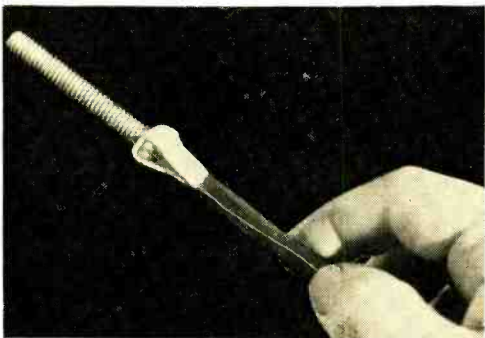
DENTAL TAPE LACES CABLE

The next time you run short of lacing cord while making a cable harness, pick up some tape-style dental floss at your local drugstore. The tape, which comes in a dispenser with a convenient cutter, is quite strong and has a waxy surface that holds knots well.

—George D. Curtis

SCREW STARTER

To start a bolt or screw in a tight corner quickly, fasten it to the blade of a screwdriver as shown in the photo. Poke a hole



the size of the threaded part of the bolt or screw in a small strip of cellophane or masking tape, and pass the threads through the hole with the sticky side of the tape facing the head. Finally, draw the ends of the tape up and stick them to the blade;

a twist of the screwdriver will pull the tape away after the threads have been started. You can use a similar technique for a nut, positioning it over the hole in the tape so that its threads are accessible.

—Glen F. Stillwell


INDICATOR EYESHADE

Remove the center section from a common rubber towel holder and you have a convenient light shield for an "eye" tube indicator. The flange of the holder extends outward a half inch or more, shading the tube and making it appear much brighter.

—H. Leeper

INCREASING TURNTABLE SPEED

To bring aging phonograph turntables up to speed when all else has failed, slip a small, tight-fitting spring over the idler drive spindle. Most spindles are already provided with such a spring, but the added diameter of the extra one is often just enough to increase the rpm to the proper value. Experiment with springs of different gauges,



using a strobe disc and fluorescent lamp to check turntable speed, until you've found one that does the job.

—Homer L. Davidson

CONNECTOR SUBSTITUTION

You can save money by using an Amphenol screw-on microphone plug (single-contact type) in place of a standard male coaxial connector. Just place a 6-32 or 8-32 machine screw in the hole of the coaxial receptacle and screw on the Amphenol plug (the threads are identical). The head of the machine screw will make good electrical contact with the center button of the mike plug.

—Edward Sumner

PROFESSIONAL-LOOKING DECALS

Here's a method for getting professional results when you apply decals to those "troublesome" wrinkle-finished cabinets. First put on the decal according to the



Mobilaire Transceiver


\$159.50

To complete the finest CB radio communications system available, Browning brings you Mobilaire, the mobile transceiver with the same quality components as Browning's base station equipment.

Now you can take Browning quality with you wherever you go . . . car, boat, other vehicles.

ORDER DIRECT FROM BROWNING AND SAVE!

Send for free literature and complete specifications



Browning Laboratories, Inc. 104 Union Ave. Laconia, N.H.

Tips

(Continued from page 31)

manufacturer's instructions and wait for it to dry. Next apply a coat of "Solvaset," using just enough to soften the decal. This preparation, which is available at model railroad supply houses, will make the decal "snuggle down" into the wrinkles and resist peeling. When the Solvaset has dried, add a protective coat of Testor's "Flat Finish," a durable flat varnish sold at most hobby stores.


—Kenneth Cameron, WN4AAR

"WIRE-NUTS" EXTEND TEST LEADS

Insulated wire connectors—sometimes called "wire-nuts"—which are generally used for making connections to lighting fixtures, can be quite handy in extending test leads. Just twist together the bare ends of the test lead and the wire to be added, and slip them into the spiral spring of the wire nut. Several clockwise twists of the "nut" make the connection permanent. If you should want to remove the connector later on, try "untwisting" it, or cut it off if necessary—very little of the lead will be wasted, and the cost of the connector is only four or five cents.

—H. Leeper

COMING NEXT MONTH



Record players are the subject of next month's cover story. An easy-to-follow guide on how to go about selecting a record player, this informative article tells you how to choose one you'll like.

(ON SALE SEPTEMBER 28)

- **RUSSIAN ELECTRONICS HOBBYISTS**
What are Russian hams and SWL's like? How do they compare with their American counterparts? Don't miss this exclusive report on radio in the U.S.S.R.
- **ELECTROLYTIC "RESTORER"**
Here's an automatic rejuvenator for old electrolytic capacitors that is both easy to build and a cinch to operate.
- **VACUUM-TUBE ELECTROSCOPE**
A neon bulb has replaced gold leaves in this modern static-electricity device.

Always say you saw it in—POPULAR ELECTRONICS

PURCHASING A HI-FI SYSTEM?

TIME PAYMENTS AVAILABLE
Up to 2 Years to Pay!

Send Us
Your List of
Components
For A Package
Quotation

YOU CAN BUY WITH
CONFIDENCE AT AIREX

All merchandise is brand new,
factory fresh and guaranteed.

Free Hi-Fi Catalog

AIREX
RADIO
CORPORATION

85-PE Cortlandt St., N. Y. 7 WO 4-1820

Jim Lansing*
Altec Lansing
Electrovoice
Jensen • Hartley*
University • Viking
Acoustic Research
Janszen • Superscope
Wharfedale
USL Citizen Band
Gonset • Hallicrafter
Texas Crystals
International Crystals
Concertone
Bell • G.E.
Weathers
Harman-Kardon
Eico • Pilot • Fisher
ESL • Roberts
Bogen • RCA • TEC
Dynakit • H. H. Scott
Thorens* • Sherwood*
Dual Changer
DeWald
Sony • Challenger
Wollensack • National
Garrard • Frazier
Miracord • Pickering
Glaser-Steers
Polytronics
Rek-O-Kut • Tandberg*
Audio Tape • Conrac
Norelco • Magnecord*
Fairchild • Sonar
Rockford Cabinets
*Fair Traded

NEW products

TRANSISTORIZED "BULL HORN"

Boating fans, sports enthusiasts, and all other outdoorsmen should find good use for




a new, light-weight "bull horn" voice amplifier available from *Lafayette Radio* (165-08 Liberty Ave., Jamaica 33, N. Y.). Completely transistorized, the PA-271 is powered by six standard "C" flashlight

batteries (not included) and weighs only 2½ pounds. It's controlled by a trigger switch in the pistol-grip handle and has a range of up to 2000 feet. Price, \$10.99.

WIRELESS INTERCOM SYSTEM KIT


The Knight-Kit wireless intercom system needs no interconnecting wires—each station is simply plugged into the nearest a.c. outlet. Any number of stations may be used, the only requirement being that all locations be served by the same power-company transformer. An adjustable frequency control permits separate systems to operate independently on the same power line, and a special "squench" circuit silences power-line static. Price of the basic two-station



system (#83 YX 917) is \$37.90; additional stations (#83 Y 941) are \$18.95 each. (*Allied Radio Corp.*, 100 N. Western Ave., Chicago 80, Ill.)

UNUSUAL ELECTRIC DRILL


Drilling straight holes in tight quarters is easy with a new quarter-inch electric drill of unusual design. The "Dirk," marketed by *Disston*, has a space-saving vertical motor positioned at right angles to the drilling axis. The flat base of the 3-ampere,



1800-rpm motor acts as a drill stand and may be firmly anchored to a workbench if desired. Chips and shavings are prevented from obscuring the hole being drilled by means of a controllable chip blower. Price, \$30.00. (*Disston Division, H. K. Porter Co., Inc.*, Porter Bldg., Pittsburgh 19, Pa.)

MULTIMETER ADAPTERS

Two new models have been added to the Simpson "260" line of multimeter adapters.



The Model 661 d.c. ammeter and the Model 657 milliohm-meter, like the other adapters in the series, are designed for use in conjunction with any Simpson 260 or 270 multimeter. Ranges of 0 - 1, 2.5, 5, 10 and 25

d.c. amperes are provided by the 661. The 657, which has ranges of .1, .25, .5 and 1.0 ohm full-scale (see photo), makes it possible to measure resistance values as low as .001 ohm. Prices: \$17.95 for the Model 661; \$39.95 for the Model 657. (*Simpson Electric Co.*, 5200 W. Kinzie St., Chicago 44, Ill.)

HEAT-SINK CLIPS

Hunter Tools, Santa Fe Springs, Calif., has announced a series of three heat sinks. Designed to protect delicate semiconductors, (Continued on page 38)

A PROPHECY

For men and women with a sincere desire to succeed



"In the years that have passed since my days on the faculty of RCA Institutes, I have become even more firmly convinced that the individual who continues his education . . . particularly his technical education . . . is the individual who profits both as a thinking man and as a working man. Science and industry will reward you for your talents and energy. Out of your efforts may come inventions, new products, processes and services. There is everything good yet to be accomplished in our lives and in our work. What man has done, man can do better."

David Sarnoff

Chairman of the Board,
Radio Corporation of America

RCA Institutes Offers the Finest of Home Study and Resident Training for Your Career in the Rapidly Expanding World of Electronics

RCA Institutes, founded in 1909, is one of the largest technical institutes in the United States devoted exclusively to electronics. A service of Radio Corporation of America, RCA Institutes offers unparalleled facilities for technical instruction . . . tailored to *your* needs. The very name "RCA"

means dependability, integrity, and scientific advance.

RCA Institutes Home Study School, licensed by the New York State Department of Education, offers a complete program of integrated courses for beginners and advanced students rang-

ing from electronic fundamentals to automation. All courses are designed to prepare you for a rewarding career in the rapidly expanding world of electronics. *The caliber of the training you receive is the finest!* And you get top recognition as an RCA Institutes graduate!

START YOUR CAREER TRAINING IN THE RAPIDLY EXPANDING WORLD OF ELECTRONICS

RCA INSTITUTES
offers
HOME STUDY COURSES
and
**RESIDENT SCHOOL
COURSES**
in New York City
and Los Angeles



**SEND
THIS
POSTCARD
FOR
FREE
BOOK**

**FILL OUT,
DETACH, AND
MAIL TODAY**



RCA INSTITUTES, INC., Dept. PE-91
Schools of Television and Electronic Technology
A Service of Radio Corporation of America
350 West Fourth Street, New York 14, N. Y.
610 South Main Street, Los Angeles 14, Calif.

Please rush me the FREE illustrated book checked below. I understand that I am under no obligation and that no salesman will call.

Home Study School Resident School New York
Resident School Los Angeles

Name _____ (Please Print)

Address _____

City _____ Zone _____ State _____

Korean Vets: Enter Discharge Date _____

CANADIANS: Take advantage of these same RCA Institutes Home Study Courses at no additional cost. No postage, no customs, no delay. Fill out this card and send in envelope to: RCA Victor Limited, 5581 Royalmount Ave., Montreal 9, Que.



RCA Institutes offers the finest of training for your career in Electronics

*Learn how you can take advantage
of this opportunity*

SEND POSTAGE-FREE CARD FOR **FREE** BOOK TODAY.

BUSINESS REPLY MAIL

No Postage Stamp Necessary if mailed in U. S.

Postage will be paid by –

RCA INSTITUTES, INC., Dept. PE-91
350 West Fourth Street
New York 14, N. Y.

FIRST CLASS
PERMIT NO.
10662
NEW YORK, N. Y.



HOME STUDY COURSES in

Electronic Fundamentals • TV Servicing

Color TV • Electronics for Automation • Transistors

Voluntary Tuition Plan. The important thing to remember about RCA Institutes Training is the convenient, *no-obligation payment plan*. This plan affords you the most economical possible method of home study training because you pay for each study group only when you order it. If you interrupt your course *at any time, for any reason*, you owe nothing more. You *never* have to pay for the whole course if you don't complete it. No other obligations. No monthly installment payments!



RCA Instruction is Personal. With RCA Home Study training you set *your own pace* in keeping with *your own ability*, finances, and time. The Institutes allows you ample time to complete the course. Your lesson assignments are individually graded by

technically trained personnel, and helpful comments are added where required. You get theory, experiment, and service practice beginning with the very first lesson. All lessons are profusely illustrated. You get a *complete training package* throughout the entire course.

You Get Prime Quality Equipment. All kits furnished with the course are complete in every respect, and the equipment is top grade. You keep all the equipment furnished to you for actual use on the job... *and you never have to take apart one piece to build another!*

* * *

RESIDENT SCHOOLS in

Los Angeles and New York City train you for any field of Electronics you may choose!

No Previous Technical Training Required For Admission. RCA Institutes Resident Schools in Los Angeles and New York City offer training that will prepare you to work in re-

warding positions on research and production projects in fields such as automation, communications, technical writing, television, computers, and other industrial and advanced electronics applications. Even if you did not complete high school, RCA will prepare you for such training with courses specially designed to provide the basic math and physics required for a career in electronics.

Free Placement Service. RCA Institutes graduates are now employed in important jobs at military installations such as Cape Canaveral, with important companies such as IBM, Bell Telephone Labs, General Electric, RCA, and in radio and TV stations all over the country. Many other graduates have opened their own businesses. A recent New York Resident School class had 92.06% of the graduates who used the Free Placement Service accepted by important electronics companies... *and had their jobs waiting for them on the day they graduated!*



Coeducational Day and Evening Courses. Day and Evening Courses are available at Resident Schools in New York City and Los Angeles. You can prepare for your career in electronics while continuing your normal full-time or part-time employment. Regular classes start four times each year.




SEND POSTCARD FOR FREE ILLUSTRATED BOOK TODAY! SPECIFY HOME STUDY OR RESIDENT SCHOOL

RCA INSTITUTES, INC. A Service of Radio Corporation of America 350 W. 4th St., N. Y. 14, N. Y. • 610 S. Main St., Los Angeles 14, Calif.



The Most Trusted Name in Electronics

FREE CAREER BOOKLET



To guide you to a
successful future in

ELECTRONICS RADIO-TV COMPUTERS ELECTRICAL ENGINEERING

This interesting pictorial booklet tells you how you can prepare for a dynamic career as an Electrical Engineer or Engineering Technician in many exciting, growing fields:

**MISSILES • AVIONICS • AUTOMATION
SALES • DEVELOPMENT
ELECTRICAL POWER • ROCKETRY
RADAR • RESEARCH**

Get all the facts about job opportunities, length of study, courses offered, degrees you can earn, scholarships, part-time work — as well as pictures of the Milwaukee School of Engineering's educational and recreational facilities. No obligation — it's yours free.

MILWAUKEE SCHOOL OF ENGINEERING

MAIL COUPON TODAY!

Milwaukee School of Engineering
Dept. PE-961, 1025 N. Milwaukee St., Milwaukee, Wis.

Please send FREE "Your Career" booklet

I'm interested in

Electronics Radio-TV Computers
 Electrical Engineering Mechanical Engineering

Name..... Age.....

PLEASE PRINT

Address.....

City..... Zone..... State.....


I'm eligible for veterans education benefits.

Discharge date..... MS-117

products

(Continued from page 33)


the devices clip onto any small wire and dissipate excess soldering heat. Ranging in size from 1" to 2½" (overall length), they have plastic-coated handles to guard against



burned fingers. Model 51E (illustrated), largest of the three heat sinks, features copper jaws for maximum dissipation; it's priced at 79 cents.

"SCIENCE BOOK-LABS"

A laboratory and library are combined under one cover in each of the "Science Book-Labs" produced for children by the *Science Materials Center* (59 Fourth Ave., New York 3, N. Y.). Every Book-Lab contains a 48-page volume of instructions for making experiments on a single science



subject, together with all of the materials required to carry them out. The four sets available so far deal with magnetism, air, jet engines, and seeds. Price, \$3.95 each.

TRANSISTOR REPLACEMENT KIT

A kit of nine transistors, available from *Sylvania Electric Products, Inc.*, 730 Third Ave., New York 17, N. Y., will replace more than 300 popular entertainment-type transistors. The versatile assortment, called the "Big 9," contains *npn* and *pnp* converter-mixer-oscillator, i.f. amplifier, and audio amplifier units. Priced at \$20.60, the kit includes a handy transistor replacement chart.

-30-



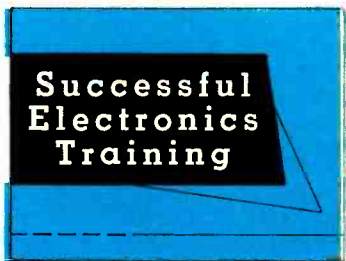
How To Get an



FCC License (Commercial)

An FCC License Or Your Money Back!

Completion of the Master Course (both Sections) will prepare you for a First Class Commercial Radio Telephone License with a Radar Endorsement. Should you fail to pass the FCC examination for this license after successfully completing the Master Course, you will receive a full refund of all tuition payments. This guarantee is valid for the entire period of your enrollment agreement.




find out how . . .

1. You can get job security. Specialized education is the road to higher salary and important jobs in the growing field of electronics.
2. You can solve the problems that stump other technicians. Problems in electronics are becoming more complex. Your ability to solve problems will help you get ahead in your field.
3. You can handle new electronic devices. Every day, advances are being made in electronics. Only through education can you find out how to keep up with these developments and how to use the new devices.

Get This Handy Pocket Electronics Data Guide Folder

FREE . . .

Puts all the commonly used conversion factors, formulas, tables, and color codes at your fingertips. Yours absolutely free if you mail the coupon today. No further obligation.



Accredited by the National Home Study Council

Cleveland Institute of Electronics

1776 E. 17th St. Desk PE81 Cleveland 14, Ohio

Get All 3 Booklets . . . Free



Sorry—Not For Beginners

Please inquire only if you really want to get ahead and to add to what you have already learned in school, in the service, or on the job. Some previous schooling or experience in electronics, electricity, or related fields is necessary for success in Cleveland Institute programs.

Cleveland Institute of Electronics

1776 E. 17th St. Desk PE 81 Cleveland 14, Ohio

Please send Free Career Information Material prepared to help me get ahead in Electronics and a free copy of your "Pocket Electronics Data Guide." I have had training or experience in Electronics as indicated below:

- | | |
|---|---|
| <input type="checkbox"/> Military | <input type="checkbox"/> Broadcasting |
| <input type="checkbox"/> Radio-TV Servicing | <input type="checkbox"/> Home Experimenting |
| <input type="checkbox"/> Manufacturing | <input type="checkbox"/> Telephone Company |
| <input type="checkbox"/> Amateur Radio | <input type="checkbox"/> Other |

In what kind of work
are you now engaged?

In what branch of
Electronics are you
interested?

Name..... Age.....

Address.....

City..... Zone..... State..... PE81

BEST BUYS IN STEREO AND MONO HI-FI

New Transistorized Stereo / Mono 4-Track Tape Deck RP100 Semikit (electronics in kit form) \$299.95 Wired \$389.95



New FM-AM Stereo Tuner ST96 Kit \$89.95 Wired \$129.95 Incl. FET

New 70-Watt Integrated Stereo Amplifier ST70 Kit \$94.95 Wired \$149.95



New 40-Watt Integrated Stereo Amplifier ST40 Kit \$79.95 Wired \$129.95




28W Integrated Stereo Amplifier HF31 Kit \$69.95 Wired \$109.95

FM Tuner HFT90 Kit \$39.95 Wired \$65.95 Incl. FET Metal Cover \$3.95



AM Tuner HFT94 Incl. FET Kit \$39.95 Wired \$65.95



Stereo Preamplifier HF85 Kit \$39.95 Wired \$64.95

Stereo Power Amplifiers



	Kit	Wired
100W HF89:	\$99.50	\$139.50
70W HF87:	\$74.95	\$114.95
28W HF86:	\$43.95	\$74.95



Stereo/Mono Changer/Player 1007 with stereo cartridge and dual sapphire styli \$49.75



Bookshelf Speaker System HFS1 Kit \$39.95 Wired \$47.95

BEST BUYS IN CITIZENS TRANSCEIVERS, HAM GEAR, RADIOS

Citizens Band Transceivers from Kit

\$59.95
Wired \$89.95



New 60W CW Transmitter #723 Kit \$49.95 Wired \$79.95



Transistor Portable Radio RA6 Kit \$29.95 Wired \$49.95 Incl. FET

BEST BUYS IN TEST EQUIPMENT

New Metered Variable Auto-Transformer AC Bench Supplies Model 1073 (3 amps)

Kit \$35.95 Wired \$47.95
Model 1078 (7 1/2 amps)
Kit \$42.95 Wired \$54.95



Peak-To-Peak VTVM = 232 & Uni-Probe®1 Pat. #2,790,051 Kit \$29.95 Wired \$49.95



VTVM = 221 Kit \$25.95 Wired \$39.95

DC-5 MC 5" Scope = 460 Kit \$79.95 Wired \$129.50



5" Push-Pull Scope = 425 Kit \$44.95 Wired \$79.95

Tube Tester = 625 Kit \$34.95 Wired \$49.95



RF Signal Generator #324 Kit \$26.95 Wired \$39.95



1000 Ohms/Volt V-O-M #536 Kit \$12.90 Wired \$16.90



6- & 12V Battery Eliminator & Charger #1050 Kit \$29.95 Wired \$38.95



Extra-filtered for transistor equlot. #1060 Kit \$38.95 Wired \$47.95

NEW AC Volt-Watt Meter #260 Kit \$49.95 Wired \$79.95



Multi-Signal Tracer #145A Kit \$19.95 Wired \$28.95



EICO
EXCELLENCE
IN
CREATIVE
ELECTRONICS

Over 2 MILLION EICO instruments in use throughout the world. Compare, take them home — right "off the shelf" — from 1500 neighborhood dealers, most of whom offer budget terms.



EICO, 3300 N. Blvd., L.I.C. 1, N.Y. PE-9
 Send free Catalog describing over 80 top-quality products, free Stereo Hi-Fi Guide, free Short Course for Novice License, name of nearest EICO dealer. Send new 36-page GUIDEBOOK TO HI-FI for which I enclose 25¢ for postage & handling.


Name _____
 Address _____
 City _____ Zone _____ State _____
 Add 5% in the West

Listen to the EICO Hour. WABC-FM, N. Y. 95.5 MC, Mon.-Fri., 7:15-8 P.M.

See us at Booth 424, N. Y. Hi-Fi Show, Sept. 13-17.

40 Always say you saw it in—POPULAR ELECTRONICS

OPERATION TELEPHONE 1965




Within the next four years, America's telephones will undergo a major and far-reaching innovation when the new, all-electronic "centrals" take over

By **KEN GILMORE**

THE TIME: a day in 1965. You're planning to spend the afternoon at a friend's house. But you're also expecting an important telephone call. You pick up your phone, dial first a special code number, then your friend's number. This done, you leave for his house, knowing that all calls to your number will be automatically switched to his. When you return home that evening, you dial another code number and incoming calls are once again routed to your own phone.

This special service—and dozens of others just as advanced—will soon be available to you. Already, a prototype all-electronic telephone central office is in operation in Morris, Illinois. And it's delighting subscribers with services which make present-day systems seem as obsolete



as a hand-crank on an old-fashioned wall telephone.

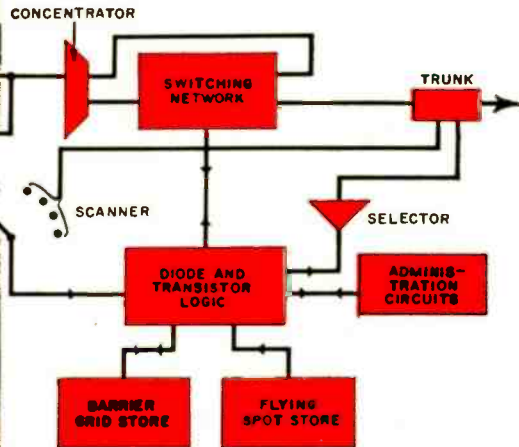
Special Services. Within a few years—as versatile all-electronic equipment replaces the present relay-switching systems—your phone will perform such tricks as these:


- You're talking to a friend about a new stereo amplifier you're planning to buy. But you need more information. So without either of you hanging up, you simply dial your dealer's number. A few seconds later he is connected into the circuit, and all three of you can discuss the amplifier at will. You can even continue calling additional numbers—as many as you like—and all will be connected so that everybody can talk to everyone else.

- There are several numbers you call regularly. A word to the central office, and each of these “regulars” is assigned a special two-number code. Then, instead of having to dial the usual seven-digit number each time, you simply dial “12” when you want your office, “13” for the corner drugstore, “14” for a friend you call often, and so on.


- You run a small business and don't want to miss any incoming calls. You make the proper arrangements, and if your office line is busy when someone dials it, your home phone rings automatically. If your home phone is busy,

Control center (three photos, left) of world's first all-electronic telephone central office, now serving customers in Morris, Ill., is but a portion of overall network shown in block form below. The system was developed by Bell Telephone Laboratories.





Switching network (right) in the all-electronic telephone system uses tiny gas diodes in place of conventional relays to connect one line to another. When diode (above) fires, the neon glows, setting up a low-resistance path from cathode to anode. Network of wires (below, right) can easily be connected by means of diodes. As long as diodes do not fire, wires are not connected. But if diode 3 fires, for example, input 1 and output 3 are connected; if diode 4 fires, input 2 is connected to output 1.



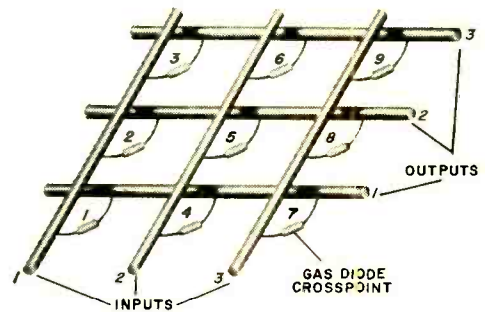
too, a third number—perhaps an answering service—will ring, and so on for as many alternate numbers as you wish.

These are just a few of the scores of special services you'll enjoy when electronics takes over completely. With the new system, switching and routing of calls—now done by relatively slow-moving relays—will be accomplished with no moving parts at all. Hordes of electrons rushing through transistors, diodes, and gas tubes will do the job, and they'll do it within *millionths* of a second. Thus, the all-electronic system will be able to perform thousands of different operations, carrying out extremely complex switching operations impossible with present equipment.

Electronic "Central." To see how the new system works, let's take a look at what will happen to the central office—the heart of any telephone system. At this giant terminal, the wires from your phone, thousands of others in your area, and trunk lines from communities all over the country are brought together. The sole purpose of all the complicated gear at the office is to connect the line from your phone to that of any other phone you want to reach.

In the old days, this was a simple job. An operator simply took a plug connected to your line and pushed it into a jack, connecting you with the number you wanted. Then she pressed down a lever to ring the bell.


A few years later, the dial system came along and substituted automatic relays for the plugs. Every time your



dial clicks, a number of relays move. When you have finished dialing, the clicking relays have selected a single phone and connected your line to it.

In the new electronic system, a giant computer with a special *scanner* checks over every line coming into the central office to see whether it is in use. It does this job so quickly that it takes just one-tenth of a second to check all of the thousands of lines terminated at the central office. As soon as one check is over, it starts another. Thus, every line is checked to see whether it is idle or busy *ten times every second, twenty-four hours a day.*

Scanner-Computer Circuit. Most of the time any given line will be idle—the phone will be “on the hook.” But when you pick up your telephone to make a call, the scanner notices not more than one-tenth of a second later that your phone is no longer idle, and notifies the computer. In the next few millionths of a second, this electronic brain per-



Cathode-ray tube in electronic central's "flying spot store" (below, left) is a photographic "memory" device capable of storing over two million "bits" of information. Tube sweeps spots on film (left)—over 30,000 to each 1½" square—which are either clear or opaque and which pass or withhold the beam of light accordingly.



forms a complex series of operations.

First, it checks its memory to see if a change was made when you picked up your telephone. It finds that there is no record of your phone having been in use a tenth of a second before. It then checks to see if your line is ringing. If it is, your picking up the phone would be in answer to the ring. If there is no ringing, the system concludes that you picked up the phone because you want to make a call.

Having reached this conclusion, the computer switches the dial tone onto your line to notify you that it is ready for you to dial. At the same time, it writes your phone number on what engineers call "an electronic scratch pad"—a temporary memory circuit. It also reserves a space on the "scratch pad" to record the number you dial. Finally, it

steps up the number of times your line is being scanned from the regular 10 per second to 100 per second, so that it won't miss any of the pulses your dial sends out as it clicks around.

All this began when you lifted the phone from its cradle, and was completed long before you got it to your ear. In addition, the scanner went on sam-

pling several thousand other lines, and signaling the computer to take whatever action was necessary in each case. In this way, one scanner-computer circuit operates fast enough to handle all the business on all of the lines coming into the central office, moving from one to the other with lightning speed.

As you dial, the scanner is looking at your line 100 times a second. Every time your dial generates a pulse, the scanner notes the event and records it in its temporary memory. When you finish dialing, the computer hooks a ringing connection to the line you dialed. It also sets up the ringing connection on your line, to assure you the line you want is being rung. Simultaneously, of course, the scanner is checking the line you're calling. When someone answers, the "brain" is notified, and it then sets up a talking circuit between the two lines.

After your conversation, you hang up. The scanner notes that your line is now idle, but just to make sure, it waits until your line reads idle for three consecutive checks. Satisfied that you are now through talking, the computer disconnects both phones.

Automatic Switching. Why set up such a complex electronic system when the present-day relays seem to do the job pretty well? There are several reasons, but by far the most important is the fact that the electronic "central" can do things no other setup can even approach.

The present relay system can be connected so that another phone will ring

(Continued on page 98)

COMPACTRON


Listen to

- POLICE
- ONE-WAY SIGNALING
- HAMS
- BUSINESS SERVICES
- AIRPLANES
- FIRE

on a triple-purpose
single-tube...

V.H.F. RECEIVER

By **RALPH M. DORRIS**, Receiving Tube Department
General Electric Company



THE BAND OF FREQUENCIES (108 to 174 mc.) lying between the FM band and television Channel 7 offers the experimenter a variety of exciting and informative listening—aircraft communications and navigation signals, messages from ships at sea, and so on. Here, too, are “on the spot” reports from police and fire department emergency crews, and even the two-meter ham band.

Commercially available receivers for these frequencies are generally priced beyond the reach of the experimenter or casual listener. But the v.h.f. receiver shown here tunes the entire range, is easy to construct, and can be assembled for less than \$20.00. It uses the General Electric 6D10—one of the new multi-function “Compactron” tubes—as a combination r.f. amplifier, detector, and audio amplifier. And the detector is of the

superregenerative type, long noted for its simplicity, extreme sensitivity, and ability to detect either AM or FM signals.

Construction. Although construction of the Compactron v.h.f. receiver is simple and straightforward, keep in mind that v.h.f. circuits are critical as to parts placement and lead lengths. For this reason, it's best to follow the layout shown in the pictorial and photographs very closely.

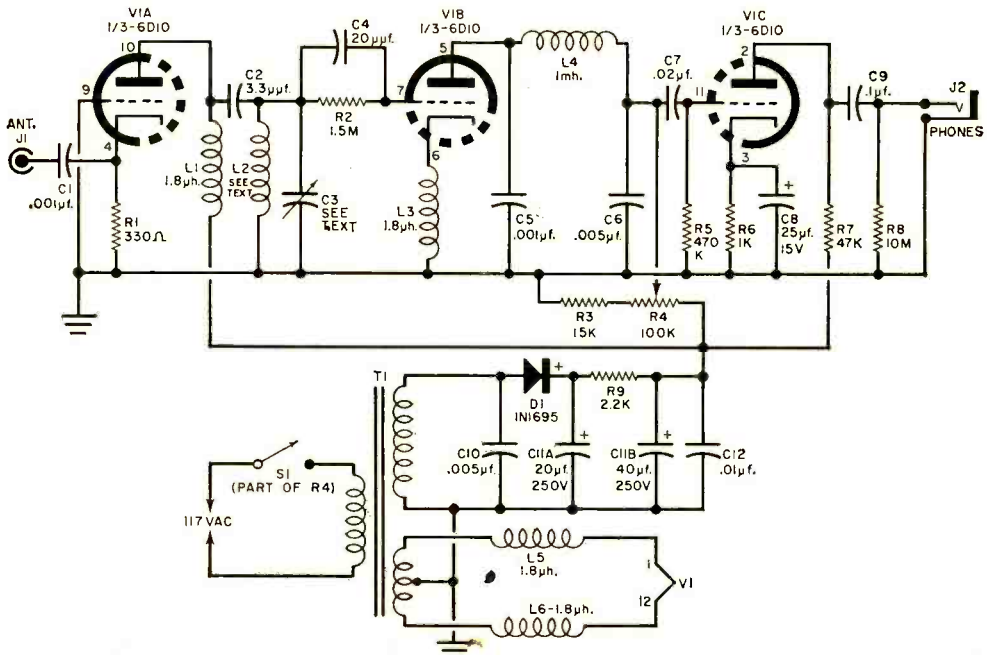
Begin by forming the subchassis. The author used a brass plate and soldered component leads directly to it; however, a printed-circuit board can be substituted if a suitable brass plate is not readily available. In this case, the subchassis would have no lips and could be supported in the cabinet with angle brackets.

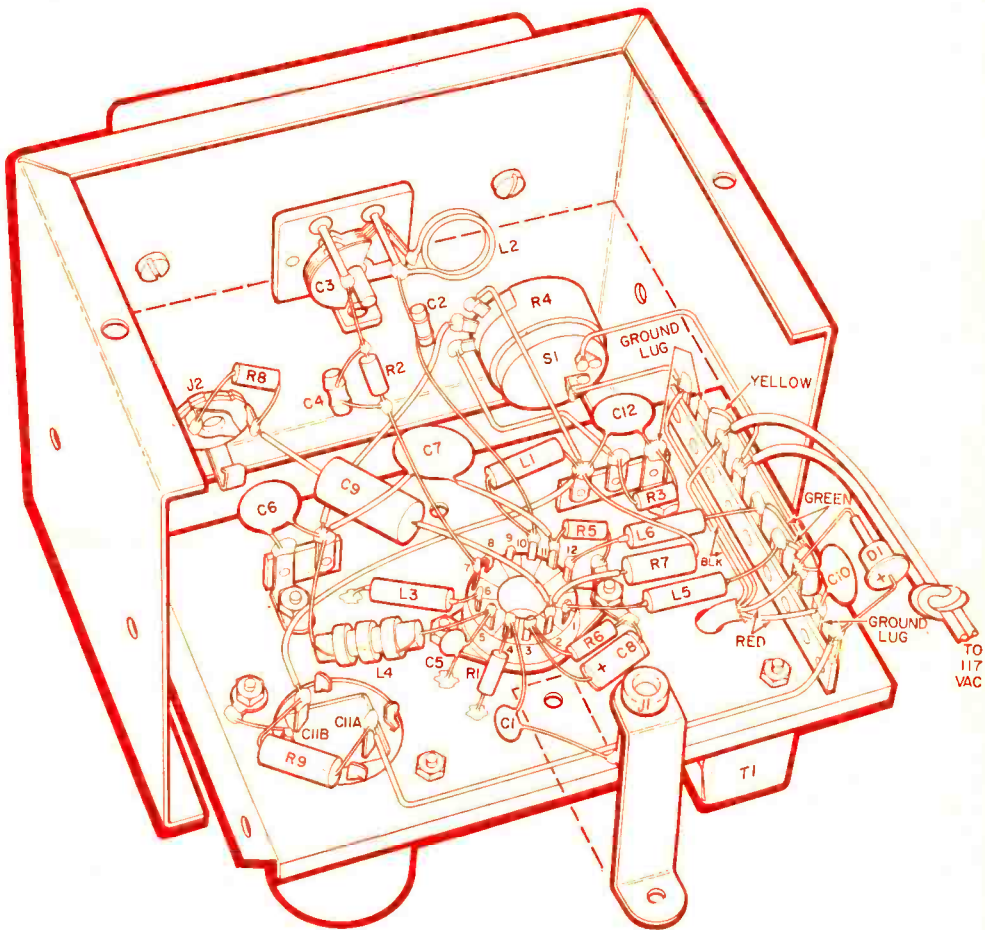
To insure proper fit of the subchassis and correct mating of the tuning capacitor and dial, first drill the required holes in the front of the cabinet as shown in

The v.h.f. receiver uses a hand-wound tuning coil (L2) and a modified tuning capacitor (C3), as explained in the text. If the capacitor specified for C11 proves difficult to obtain, a 20/20/20- μ f., 250-w.v.d.c. electrolytic unit may be employed instead, with two of the sections wired in parallel.

PARTS LIST

- C1, C5—0.001- μ f. disc capacitor
 C2—3.3- μ f. ceramic capacitor
 C3—Tuning capacitor (Hammarlund HF-50 or HF-35—see text)
 C4—20- μ f. ceramic capacitor
 C6, C10—0.005- μ f. disc capacitor
 C7—0.02- μ f. disc capacitor
 C8—25- μ f., 15-w.v.d.c. electrolytic capacitor
 C9—0.1- μ f., 400-volt paper capacitor
 C11a/C11b—20/40 μ f., 250-w.v.d.c., can-type electrolytic capacitor (General Electric XC2-22 or equivalent)
 C12—0.01- μ f. disc capacitor
 D1—1N1695 silicon diode
 J1—Insulated banana jack
 J2—Open-circuit phone jack
 L1, L3, L5, L6—1.8- μ h. r.f. choke (Ohmite Z-144 or equivalent)
 L2—Tuning coil—see text
 L4—1-mh. r.f. choke
 R1—330 ohms
 R2—1.5 megohms
 R3—15,000 ohms
 R4—100,000-ohm potentiometer, linear taper
 R5—470,000 ohms
 R6—1000 ohms
 R7—47,000 ohms, 1 watt
 R8—10 megohms
 R9—2200 ohms
 S1—S.p.s.t. switch (on R4)
 T1—Power transformer; primary, 117 volts a.c.; secondaries, 150 volts @ 25 ma. and 6.3 volts @ 0.5 amperes (Merit P-3046 or equivalent)
 V1—6D10 tube
 1—6" x 5" x 4" aluminum chassis box (Bud CU-3007A or equivalent)
 1—4" x 7" x 1/32" brass plate (subchassis—see text)
 1—Midget panel dial (Millen 10039 or equivalent)
 1—Miniature telescoping antenna (Lafayette F-343 or equivalent)
 Misc.—Tube socket, wire for L2, hookup wire, line cord and plug, solder, hardware, etc.





HOW IT WORKS

The v.h.f. receiver employs a single, multi-function tube as an r.f. amplifier, superregenerative detector, and audio amplifier. Its power supply is a conventional transformer-fed, half-wave rectifier.

Signals from the antenna are fed through capacitor *C1* to the cathode of *V1a*, connected as an untuned, grounded-grid r.f. amplifier. While this stage provides some gain, its principal function is to isolate the detector from the antenna; the grounded-grid circuit is particularly effective for this purpose, since the grid acts as a shield between input and output.


The output from *V1a* is coupled to the detector (*V1b*) through *C2* and tuned by *L2/C3*. A superregenerative detector of the "hot-cathode" type, *V1b* is brought in and out of oscillation at a supersonic rate determined principally by *R2* and *C4*. This is known as the "quench frequency" and enables the detector to develop tremendous gain without instability.

The last stage (*V1c*) is a conventional resistance-coupled audio amplifier which is fed from the plate of the detector through *C7*. The output, fed to *J2*, is used to drive high-impedance headphones or an external amplifier.

Parts layout shown in the pictorial diagram above must be followed very closely for optimum results.

the pictorial and mount the dial assembly. Second, temporarily insert the shaft of the tuning capacitor (*C3*) into the dial plate. Third, slip the subchassis into the cabinet, then mark and drill the tuning capacitor mounting hole, and fasten the capacitor to the subchassis. Finally, square up the subchassis and—in the case of a brass plate—drill the required holes through the sides of the cabinet and the lips of the subchassis in one operation.

With this done, all holes in the subchassis should be drilled or punched and the remaining parts mounted. The wiring can now be completed (except for the connections to regeneration control *R4* and phone jack *J2*) with the subchas-



Inverted view of receiver with cover removed shows placement of major components. All parts are mounted on subchassis except regeneration control R4 and phone jack J2.

sis removed from the cabinet. Pins 8 and 9 of the Compactron socket should be grounded by bending them over sharply and soldering them to the metal rim of the socket; then, after the socket is mounted, solder should be allowed to flow between the socket rim and the subchassis.

The tuning capacitor (*C3*) is a Hammarlund HF-50 or HF-35 with all but three stator and three rotor plates removed by twisting them back and forth with a pair of pliers until they break. Tuning coil *L2* consists of two turns of No. 14 tinned copper wire, $\frac{1}{2}$ " in diameter and approximately $\frac{1}{4}$ " long.

When all of the subchassis wiring has been completed, the mounting bracket for the antenna jack (*J1*) should be fashioned from a piece of scrap metal and bolted in place. Finally, the subchassis should be fastened into place in the cabinet and connections made to *R4* and *J2*. Drill holes in the cabinet for the power cord and jack *J1* and the unit is finished.

Adjustments and Operation. After carefully double-checking all wiring, insert the antenna, plug in a pair of headphones, and turn the receiver on. When the set has had time to warm up, ad-

vance the regeneration control; you should pick up several stations.

If the tuning range is a bit lower than expected, some stations in the upper end of the FM band may be heard; alternatively, if the range is too high and there is a Channel 7 station in your locality, TV signals may be heard. The tuning range can be altered by adjusting the spacing between the turns of *L2*. Squeezing the turns closer together increases the inductance of the coil and thus lowers the frequency range, while spreading the turns farther apart raises it. Once the range is centered, the dial can be calibrated with the aid of a signal generator or by logging several stations of known frequency and plotting a curve of dial readings vs. frequency.

An outside antenna is not recommended for a number of reasons. For one thing, such an antenna might pick up too much signal and overload the detector. Then, too, even though the r.f. stage provides a good degree of isolation, there is always the possibility that the detector will radiate some signal and thus create interference. Even more important, the receiver is so sensitive that the small telescoping antenna is all that is required.

R A D A R



By

OLIVER P. FERRELL, Editor

RICHARD A. FLANAGAN, Associate Editor


SPEED-TRAP DETECTOR

New transistorized receiver has impressive performance

IF YOU were a reader of POPULAR ELECTRONICS in May, 1956, you may recall a story entitled "Radar on the Highway." It discussed radar speed meters, told how they operate, and explained why—at that time—it was practically impossible to escape detection. The story closed with the prediction that "a microwave detector (radar speed meters operate at microwave frequencies) could be built" to warn motorists as they approach a speed trap.

In the intervening five years, many microwave detectors have come and gone. POPULAR ELECTRONICS has investigated each new speed-trap detector and has rejected some because they violated government regulations; others because of size, weight, or impractical construction; and one or two because they were simply "wishful thinking." Within the past few months, we have spent many days testing a new unit called the "Radar Sentry." Made by Radatron, Inc., 232 Zimmerman St., N. Tonawanda, N. Y., it is available direct from the factory for \$39.95.

Four Radar Sentry units have been tested by POPULAR ELECTRONICS, and on the following pages you will find our report on this ingenious device, phrased in an easy-to-follow, question-and-answer format.



The photo and chart above show how the range of the Radar Sentry exceeds that of the radar speed meter. In the POPULAR ELECTRONICS tests, the Sentry usually gave a recognizable tone beep over 2000 feet away.

What is the Radar Sentry?

The Sentry is a miniature (2½" x 4" x 3⅛"), self-contained, transistorized receiver, complete with a special built-in antenna and battery power supply. It will detect signals at about 2455 mc.—the frequency assigned by the Federal Communications Commission for radar speed meters and traffic signal controls.

How does the Sentry work—electronically speaking?


The Sentry is simply a receiver, using eight transistors and two diodes. A resonant-slot antenna (actually the back panel of the case) is fixed-tuned to the "S" band—2455 mc.

Whenever a radar signal is picked up,

it is passed through a diode mixer and a diode detector, amplified, and fed to a miniature PM speaker. But since the speed meter signal is unmodulated, nothing would issue from the speaker were it not for an ingenious "flip-flop" audio-oscillator circuit. The diode mixer receives both the incoming signal and the output of the "flip-flop," and effectively "chops" the incoming signal at an audible rate. In actual use, therefore, the Sentry produces only a slight crackling sound until "triggered" by a radar signal, at which time it emits an audible (700-cycle) tone.

Power for the Sentry is supplied by two mercury cells, which, according to the manufacturer, have a life of 800 to 1000 hours; this corresponds to 35,000 miles of driving, assuming an average

Weighing about 14 ounces, the Sentry is ordinarily attached to a car's sun visor and must have an unobstructed "view" of the road ahead to operate properly. The small bars visible on the bottom of the Sentry in the photo at right are magnets to hold it on the dashboard of a truck or other vehicle where the visor cannot be used in the recommended manner.



Block diagram of Sentry's circuitry. Audio oscillator (at left) is actually a square-wave "flip-flop" oscillator, which "chops" incoming signal approximately 700 times a second to produce an audible tone.

speed of 35 mph. Battery life will vary somewhat with the setting of the volume control, but the batteries are readily replaceable and cost only 56 cents apiece.

How does the motorist use the Sentry?

The manufacturer recommends attaching the Sentry to the sun visor (a clip is supplied) on the driver's side of the car. The rear panel of the Sentry must have a clear, unobstructed "view" of the highway in front of the vehicle; in other words, the back plate "looks" out of the windshield and down the highway. Any object that interferes with this "view"—windshield wipers, for example—could scatter microwaves, reducing the Sentry's "sensitivity."

The volume control on the Sentry

should be set so that a slight crackling sound is audible. To minimize battery drain, the volume should be kept as low as possible. When the beam of a radar speed meter is intercepted, the Sentry will emit a distinctive 700-cycle signal. The tone will get very loud very rapidly and will be heard only when a microwave signal is being detected by the Sentry.

How much warning does the Radar Sentry give the motorist?

Although there is no all-inclusive answer to this question, a motorist can expect to be warned about 1000 to 2000 feet away from an operating radar speed meter. The range of the warning zone depends upon the topography of the highway, traffic conditions, and, in par-

ticular, on just how the speed meter itself has been "aimed" to observe traffic flow.

Aren't all radar speed meters used the same way?

No. Since the majority of present-day radar speed meters are portable, each setup is slightly different. The beam from the speed meter is relatively narrow, and "aiming" it down the highway is a matter of experience on the part of the traffic officers.

If an officer is shooting for maximum range on a "clear" highway, the Radar Sentry will give a warning signal at least 1500 feet away. On turnpikes and freeways where a portable speed meter is mounted on an overpass, the Sentry will give 1800- to 2200-foot warnings. However, if the traffic officer decides to sacrifice range and maximum speed readings by pointing the speed meter into the highway at a 40-45° angle, the Sentry may not give a warning until you are 600 to 750 feet away.

Mounting the radar speed meter on an overpass to observe traffic flow away from the meter is one way to defeat the Sentry. Speed meter will "clock" cars coming toward it or going away from it, but Sentry is useful only when it is approaching a speed trap.



Does the Sentry interfere with the speed meter, and can traffic officers tell that a Sentry is in use?

A double no. The Sentry is simply a receiver and does not radiate any signal of its own.

Can traffic officers find ways to defeat the warning given by the Sentry?

Yes—there are several possibilities. Probably the one most advantageous to the traffic officer would be placing the speed meter so that it records departing vehicles rather than approaching or on-coming cars. It makes no difference to the speed meter which way it is aimed, since it responds only to velocity and not direction or distance.

It might also be possible for a traffic officer with a Sentry in his own car to aim the speed meter in such a way as to minimize warning time but still preserve good speed meter sensitivity.

Lastly, the writers foresee the possibility of radar speed meter manufacturers shifting "wave polarization" in future models. Such meters would feed cross-polarized waves to the Sentry, effectively reducing its sensitivity by 10-12 db.

Why don't traffic officers simply change the frequency of speed meters, leaving the Sentry sitting high and dry?

Unfortunately for the traffic officers, speed meters are licensed to be operated at about 2455 mc. Also, to shift to a new frequency, a speed meter would need to be altered by the manufacturer—an expensive proposition.

Aren't radar speed meters being changed anyhow?

Not necessarily. But there is very limited production of an entirely new speed meter operating in the 10,000-mc. "K" band. It has improved circuitry with considerably more power output and much greater range than the present popular "S"-band models.

(Continued on page 107)

THE MONITOR METER

*. . . . checks percent modulation and audio quality,
also serves as a sensitive field strength meter*

ALTHOUGH “phone men”—amateurs using phone and all Citizens Band’ers—are usually interested in improving their audio, their checking is generally limited to the reports of stations they contact. And, as most hams and CB’ers have learned, the best of signals can sound pretty bad to some individuals. Even worse, the poorest can sound “good” to others.


Actually, after all transmitter adjustments have been made and the antenna tuned, it is audio quality alone which can beat interference and static—QRM and QRN. And audio quality goes hand-in-hand with the percentage of modulation. If a modulator having good frequency response and low distortion overmodulates a transmitter, the result is distortion and sideband splatter. And if the audio is crisp and clean but the transmitter is undermodulated, the sig-

nal will hardly get through the second layer of QRM—let alone the fifth!

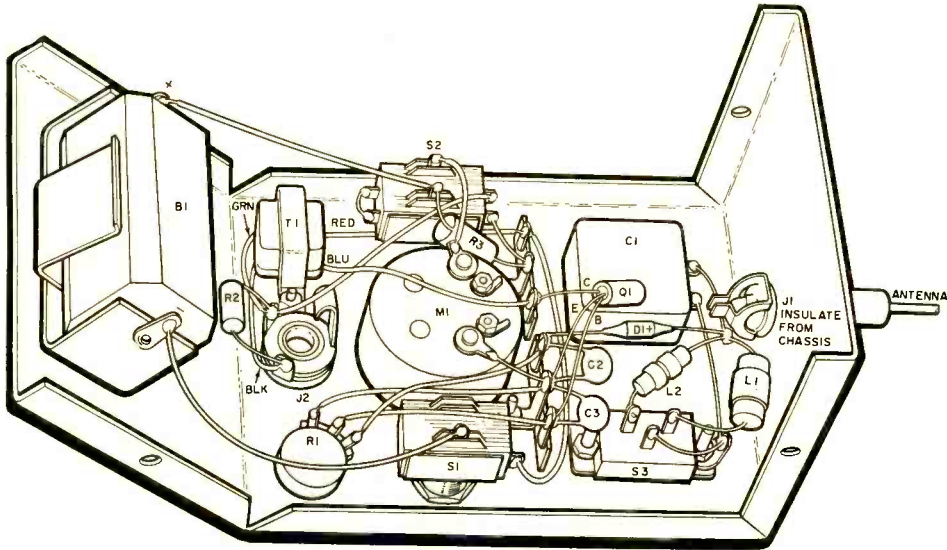
A percent modulation meter with a provision for monitoring will help the “phone man” realize the maximum potential from his transmitter. The “Monitor Meter” described here differs from the usual modulation meter in that it requires no connection to the antenna feedline, thereby eliminating the problem of the meter coupler changing the length of the feedline. Also, no power is removed from the feedline. This may seem unimportant, but at the low output of CB or portable transmitters, even 1 watt is an appreciable loss.

The Monitor Meter is basically an amplified field strength meter. Not only will it function as such, but it will also indicate percent modulation on a VU type-B meter scale, and it has a monitor jack for checking audio quality. Its cir-

By **HERBERT FRIEDMAN**
W2ZLF



Particularly useful with CB rigs, the Monitor Meter gives continuous indication of percent modulation for transmitters operating between 80 and 10 meters.



PARTS LIST

B1—6-volt portable radio battery (Burgess Z4 or equivalent)

C1—365- μ f. midget variable capacitor (Lafayette MS-274 or equivalent)

C2, C3—100- μ f. ceramic disc capacitor

D1—1N56A diode

J1—Banana jack

J2—Open-circuit phone jack

L1—0.8- μ h. TV filament choke (Miller 6175 or equivalent)

L2—10- μ h. r.f. choke (National R-33 or equivalent)

M1—VU meter (Lafayette TM-10 or equivalent)

Q1—2N406 transistor

R1—5000-ohm miniature potentiometer (Lafayette VC-33 or equivalent)

R2—680-ohm, 1/2-watt resistor

R3—3600-ohm, 1/2-watt resistor (supplied with meter M1)

S1—S.p.s.t. toggle switch

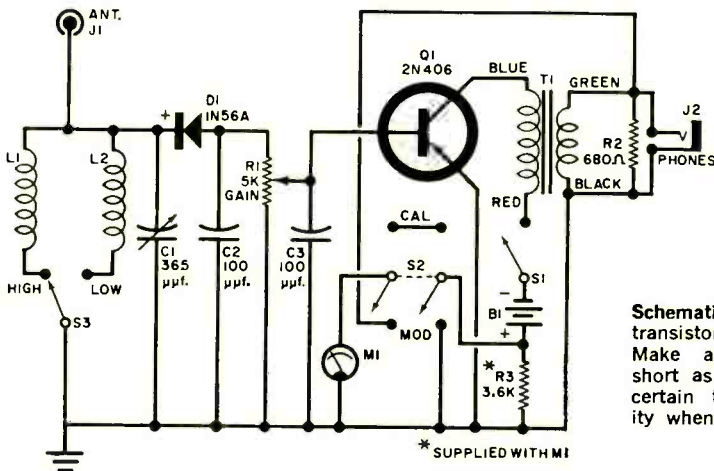
S2—D.p.d.t. toggle switch

S3—S.p.d.t. slide switch

T1—Miniature driver transformer; primary, 20,000 ohms; secondary, 1000 ohms (Argonne AR-104 or equivalent)


1—5" x 4" x 3" aluminum utility box (Bud CU-3005A or equivalent)

Misc.—Battery holder, wire, solder, hardware



Schematic diagram of one-transistor Monitor Meter. Make all r.f. leads as short as possible, and be certain to observe polarity when wiring diode D1.

* SUPPLIED WITH M1



Completed unit, with side of box removed. Rubber feet on base lend a professional touch.

The Monitor Meter, which can be used indoors or out, needs no direct connection to transmitter.



cuit is so designed that use of the monitor output does not disable the VU meter, and the unit is tunable from below 80 meters through 10 meters using "stock" coils.

Construction. The meter is built on the main section of a 5" x 4" x 3" aluminum box, with the r.f. components—coils, bandswitch, tuning capacitor, and antenna jack—mounted close together at the top. Before wiring, mount all parts except switches *S1* and *S2*. Complete as much wiring as possible, and then mount *S1* and *S2*. Although all r.f. leads must be extremely short, the audio and power sections can be wired in any convenient manner.

Since most of the components are rather delicate, you'll save yourself some

headaches by avoiding the use of a high-wattage soldering iron or gun; a 25- or 50-watt pencil iron should be more than adequate. Use a heat sink when soldering the diode and transistor leads.

Although most components, including transistor *Q1*, are non-critical, the Monitor Meter is designed to operate with the transformer (*T1*) specified. For this reason, no substitution for *T1* should be attempted.

The antenna is made from a section of an unpainted metal coat hanger, 8" to 12" in length, with a solderless banana plug for the connector. Since a solderless plug utilizes a setscrew for connection, it makes a very firm contact with the antenna.

With the wiring completed, you're ready to label the front-panel controls. The position of *S3* which places *L1* in the circuit should be labeled *High*; the other position, *Low*. Label the position of *S2* which places the meter across the transformer's secondary *Mod* (modulation); the other position, *Cal* (calibrate). Potentiometer *R1* is the gain control and should be marked *Gain*.

Check-out and Calibration. Place the battery in its holder and set *S2* to the calibrate (*Cal*) position. Turn the unit on; if the wiring is correct, there will be no indication on the meter.

(Continued on page 97)

HOW IT WORKS

The unmodulated r.f. carrier picked up by the Monitor Meter's antenna is tuned by either *L1/C1* or *L2/C1* (depending on the position of switch *S3*) and rectified by diode *D1*. The resultant d.c. component is applied to the base of transistor *Q1* through gain control *R1*. The applied base current is adjusted so that the collector circuit will develop 1 milliwatt of audio when modulation is applied to the transmitter. In practice, the actual power developed in the collector circuit is slightly greater than 1 milliwatt in order to compensate for losses in transformer *T1*.

The secondary of *T1* is terminated in a 680-ohm resistor (*R2*). Since the VU meter is designed to read 100% when connected across a 1-milliwatt, 600-ohm circuit, the 100% modulation mark represents the collector current which will produce 1 milliwatt in *T1* when modulation is applied.

Plugging a pair of earphones into jack *J2* permits monitoring the signal and thus enables you to check the audio quality.


HYBRID CATHODE MODULATOR

By **MARTIN L. KAISER**, W2VCG

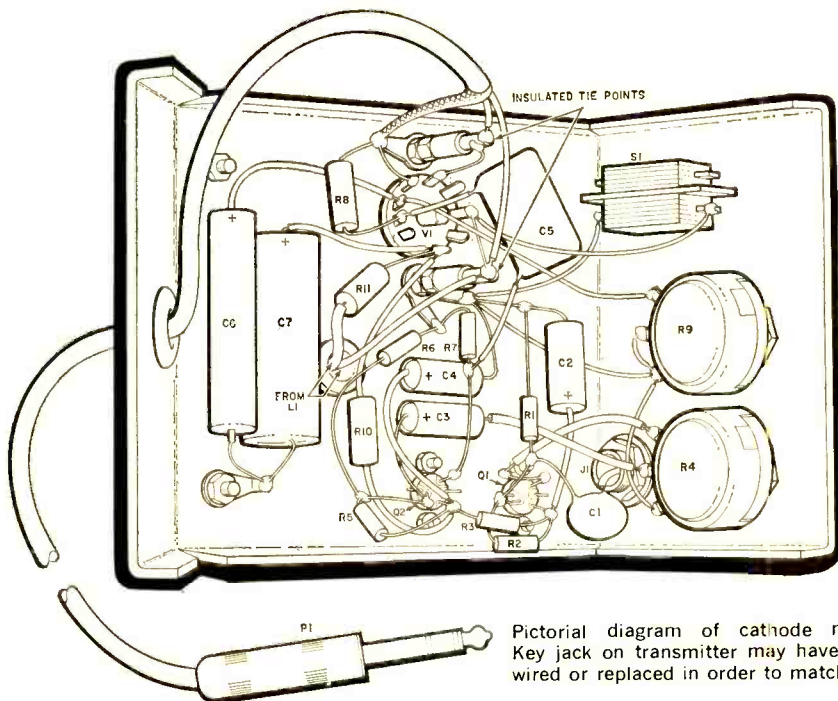
Electron Tube Division
RCA Laboratories



*Two transistors and a single tube
team up to make a
low-cost modulator
for low-powered amateur rigs*



HERE'S a simple modulator specifically designed for amateur transmitters whose plate current during c.w. operation is 120 ma. or less. Compact in size as well as easy to install and remove, it can be used with almost any small transmitter having a keyed final amplifier. Powering the modulator is no problem, since the entire unit—with the exception of the 6BQ5 heater—receives



Pictorial diagram of cathode modulator. Key jack on transmitter may have to be re-wired or replaced in order to match plug P1.

its power from the cathode circuit of the transmitter final.

Because the modulator needs no output transformer or bulky power supply, it is well within financial reach of any amateur—Novice and old pro alike. And it's just the thing to turn a Novice or standby c.w. rig into a fine amplitude-modulated transmitter.

Construction. The modulator is built in a 5" x 4" x 3" chassis, with gain control R_4 , level-set control R_9 , microphone jack J_1 , and modulate/test switch S_1 mounted on the front panel. For connection to the transmitter, a two-conductor shielded cable is run through the rear of the chassis to a three-conductor plug (P_1).

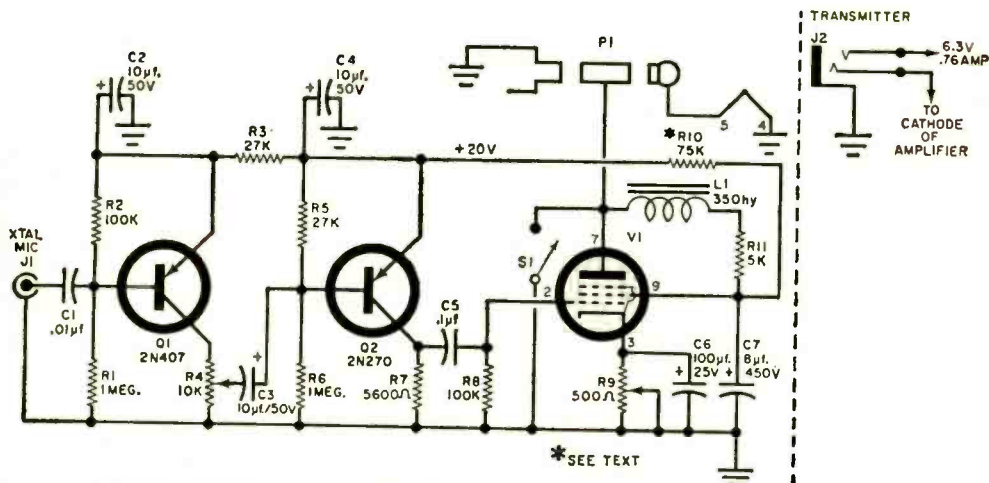
To match this plug, you may have to replace the key jack in your transmitter with a three-contact jack; if you do, a Switchcraft 12B jack should serve nicely. The tip contact should be connected to a 6.3-volt, 0.76-ampere source; the center contact to the cathode of the final; and the other contact should be grounded. Be sure to check connections to the jack and plug with an ohmmeter or other continuity tester to avoid possible damage to the equipment.

Wiring is straightforward and should proceed smoothly; full details appear in the pictorial diagram. Make ample use of spaghetti, and be certain to employ a heat sink when soldering to the transistors.


Operation. With the transmitter turned off, plug in the modulator, turn gain control R_4 to zero, set level-set control R_9 at mid-range, and throw switch S_1 to "Test" (this will ground the cathode of the transmitter final). Turn on the transmitter and tune it up under c.w. conditions.

Now throw S_1 to "Modulate," and adjust level-set control R_9 until the plate current meter on the transmitter final reads one-half its c.w. value. Next, speak into the microphone at a normal level and turn up gain control R_4 until the meter starts to "kick" heavily. This is the point of maximum modulation, and you are now on the air with amplitude-modulated phone.

About the Circuit. Even though the modulator is connected in series with the cathode of the transmitter final, it is basically of the grid-bias type. Since the audio signal controls the cathode voltage of the final, the modulator effec-



Schematic diagram of modulator. Modulate/test switch S1 is shown in "modulate" position; resistor R10 should be selected to produce about 20 volts at the emitter of Q2.



PARTS LIST

- C1—0.01- μ f., 50-w.v.d.c. ceramic capacitor
 - C2, C3, C4—10- μ f., 50-w.v.d.c. miniature electrolytic capacitor
 - C5—0.1- μ f., 75-w.v.d.c. ceramic capacitor
 - C6—100- μ f., 25-w.v.d.c. electrolytic capacitor
 - C7—8- μ f., 450-w.v.d.c. electrolytic capacitor
 - J1—Microphone jack
 - J2—3-conductor phone jack (Switchcraft 12B or equivalent)
 - L1—350-henry, 5-ma. choke (Thordarson 20C50 or equivalent)
 - P1—3-conductor phone plug (Switchcraft 297 or equivalent)
 - Q1—2N407 transistor
 - Q2—2N270 transistor
 - R1, R6—1 megohm
 - R2, R8—100,000 ohms
 - R3, R5—27,000 ohms
 - R4—10,000-ohm potentiometer, linear taper
 - R7—5600 ohms
 - R9—500-ohm potentiometer, linear taper
 - R10—75,000 ohms, 1 watt (see text)
 - R11—5000 ohms, 1 watt
 - S1—S.p.s.t. toggle switch
 - V1—6BQ5 tube
 - I—5" x 4" x 3" aluminum box (Bud CU-3005A or equivalent)
 - Misc.—Sockets, wire, solder, hardware, etc.
- All resistors
 $\frac{1}{2}$ watt unless
otherwise noted

tively governs the final's plate current.


The speech-amplifier section of the modulator, using cascaded 2N407 and 2N270 transistors (Q1 and Q2), provides sufficient gain to drive the 6BQ5 power amplifier (V1). Resistor R10 drops the incoming voltage to about 20 volts for the transistor stages, while capacitors C2 and C4 provide adequate regulation and decoupling. Resistor R10, by the way, is a 75,000-ohm unit in the model, but its actual value is best de-

termined by test; the voltage at Q2's emitter should be about 20 volts.

In the 6BQ5 modulator stage, audio voltage is developed across choke L1 and bias is set by a variable cathode-bias resistor (R9). During peak carrier conditions, the only bias on the final is a small drop across the modulator tube, plus the drop across R9. This is a very small percentage of the full voltage, so it subtracts little from the total power output.

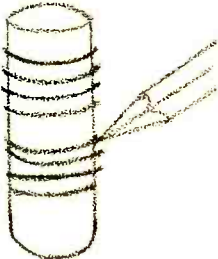
INDUCTANCE QUIZ

Inductance, as you may know, is the electrical property frequently compared to mechanical inertia. To gauge your "inductance" knowledge, solve the problems below, then turn to page 101 to check your answers. By ROBERT P. BALIN



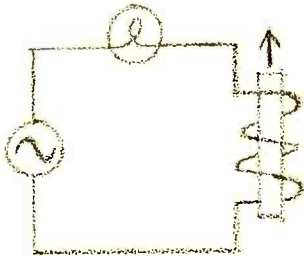
1 The larger the resistance, the greater the voltage developed on opening the switch.

TRUE FALSE



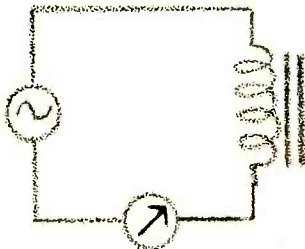
4 Bunching a number of turns together in a coil will increase its inductance.

TRUE FALSE




7 The lamp will glow more brightly as the iron core is moved out of the coil.

TRUE FALSE



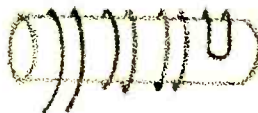
2 Current will continue to flow, even after the supply voltage has dropped to zero.

TRUE FALSE



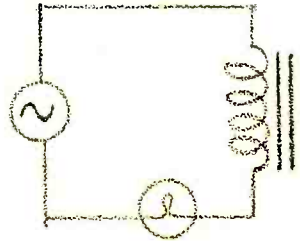
5 The inductance of a "swinging" choke decreases as the current through it increases.

TRUE FALSE



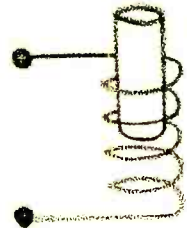
8 Since a bifilar winding is "doubled back" on itself, it boosts inductance.

TRUE FALSE



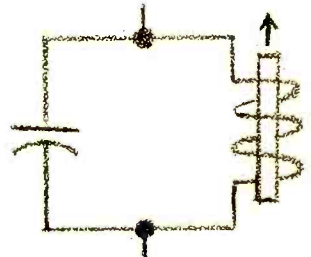
3 Increasing the supply frequency will cause the lamp to glow more brightly.

TRUE FALSE



6 Inserting a brass-tipped tuning wand into a coil will increase its inductance.

TRUE FALSE



9 The tuning slug on an oscillator coil is most withdrawn at the top end of the band.

TRUE FALSE

COOKING UP YOUR OWN BLUEPRINTS

By **BOB WRIGHT**

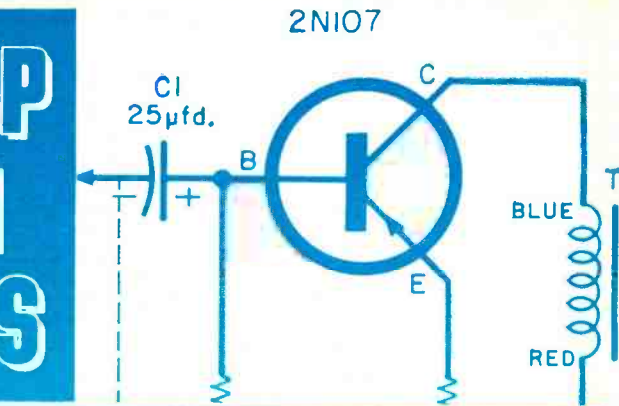
RECIPE:

Take one sheet of "Ozalid" paper, top with material to be copied; expose first to light, then to ammonia fumes . . .

EVER think of making your own "blueprints"? You can—for little more than the cost of the paper. Of course, there are machines that will duplicate your drawings and other line-type material on photosensitive paper very efficiently and with quite uniform results. But if you can do without some of the efficiency, you can still get a fine job—practically free!

The Paper. The main requirement is sensitized paper, which must be of a type designed for use on an "Ozalid" machine. Such paper is available at office supply houses at a cost of just over one cent a sheet for a package of 250 standard 8½" x 11" sheets. Buy the "Dry Developing" rather than the "Wet Developing" type.

Incidentally, this paper is manufactured in both a "Blue Line" and a "Black Line" variety. As the names suggest, one



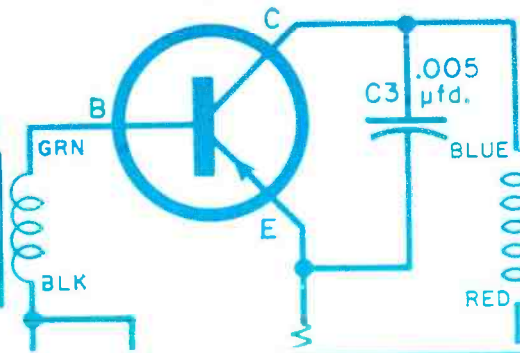
Sun lamp provides illumination in this set-up. Drawing lies on top of sensitized paper.

paper produces drawings with blue lines, while the other makes black-line reproductions. Naturally, the one you choose is simply a matter of your own personal preference.

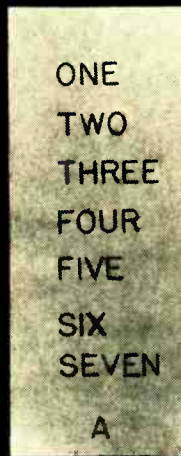
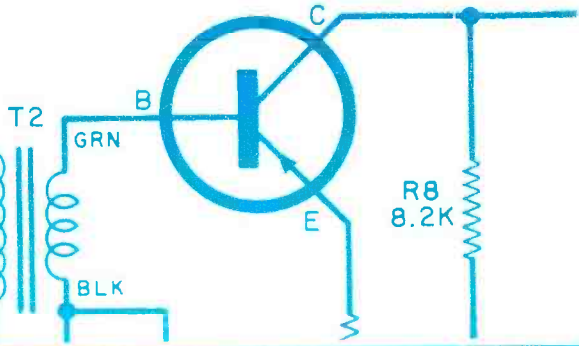
The Procedure. "For best results, keep in a cool, dry place, away from ammonia and light," reads the warning note on the label of the paper package. Actually, this simple instruction is the key to our duplicating process.

You'll note that the unexposed paper is white on one side, pale yellow on the other. As it happens, the yellow side is sensitive to light, although much less so than photographic paper (it can be exposed to normal room lighting for several

2N107



2N107



After exposure, "blue print" is developed in glass jar. Fumes from ammonia-soaked cloth do developing.

Correct exposure time can be determined with test strips. Strip A is original; B and C are prints.

minutes at a time without ill effects).

If the paper is subjected to ammonia fumes before it has been exposed to light, it turns a dark color (blue or black). And if it has been exposed to light for a sufficient time, it will be unaffected by the presence of ammonia fumes.

To copy a drawing or other material, take a wide-mouth glass jar with a screw-on lid—a Mason jar or an instant coffee jar, for instance. Then put several drops of household ammonia on a wad of paper or cotton and drop it in the jar.

Place a sheet of the sensitized paper face up on a flat surface, cover with the drawing to be copied (also face up), and place a sheet of glass on top to hold the

papers together. Expose to light for a suitable length of time, and develop in the jar.

Exposure Times. You can see the effects of different exposures in the photograph at right, above. Strip "A" is a piece of ordinary tracing paper with the words "one" through "seven" drawn on it in India ink. This was placed over test strip "B," which was lying on a plate of glass. Another plate of glass was placed on top to hold the tracing against the sensitized paper.

Exposure was made 10 inches from a 275-watt, 117-volt Kenmore PS sunlamp. A piece of black cardboard was used to
(Continued on page 96)

FM TABLE RADIO TURNS TUNER

By ART TRAUFFER

*Improve the sound
of your FM receiver
by feeding it into
your hi-fi system*

The pretty miss at left is listening to the fine sound of FM over a hi-fi setup. The simple modifications made to the FM receiver are shown at right.




CUSTOM HAS IT that most hi-fi fans start out with an amplifier, a speaker or two, and a changer or a record player—tape decks and tuners seem to come a little later, since the necessary cash is often lacking. As a temporary arrangement, though, the FM section of an FM or an AM/FM table radio can make a fine little tuner for budget hi-fi systems.

Why turn an FM table radio into a tuner? Simply because the performance of such sets is often surprisingly good—prior to the discriminator or detector, at least. But in the audio section, the cost of installing hi-fi circuitry is prohibitive. The result is often a small, replacement-type speaker, inadequately baffled, fed by an inexpensive amplifier that probably produces almost as much hum and distortion as anything else.

The addition of a closed-circuit phone jack can change all this, however, allowing you to turn your table radio into a tuner at will.

Closed-Circuit Jack. All you do is tap into your radio at the output of its FM “detector,” and feed the signal into your hi-fi amplifier and speaker system. The jack is wired across the radio’s de-



emphasis capacitor, as shown in the schematic diagram. Although the exact mounting details will vary from set to set, the jack can usually be placed at some convenient spot at the rear of the radio.

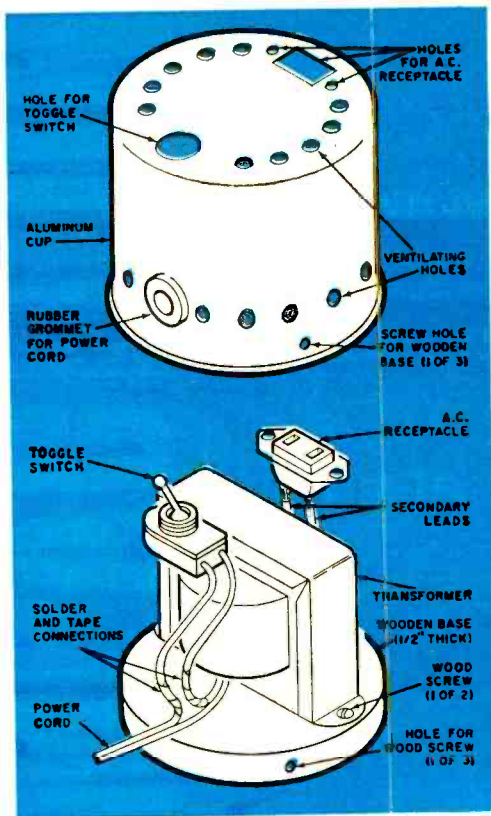
A phono pin plug and a length of phono or mike cable feeds the tuner output into the input of your hi-fi amplifier.

Use low-capacitance cable, and keep it as short as possible to preserve the "highs." If the capacitance of the cable is large and you want to compensate accordingly, the de-emphasis capacitor in your set can be reduced in value in order to produce the required 75- μ sec. de-emphasis characteristic.

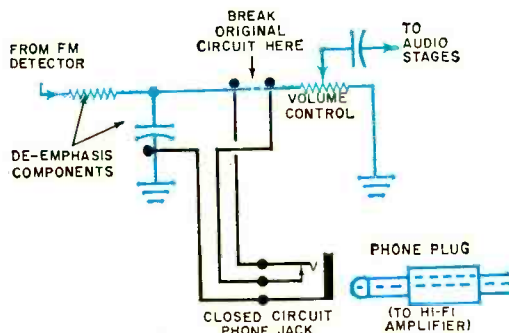
As you can see from the schematic, the table radio's audio section is severed from the "tuner" section whenever the cable from the hi-fi amplifier is plugged into the closed-circuit jack. Since this is the case, volume and tone must be controlled from the hi-fi amplifier or pre-amplifier whenever you use your receiver as a tuner.

Isolation Transformer. If your FM or AM/FM table radio is of the a.c. type (i.e., containing a power transformer), there is no danger of electrical shock. But if your radio is of the a.c./d.c. type (i.e., without a power transformer), it's almost imperative that you use an isolation transformer between the line and your radio.

Details for constructing a suitable isolation transformer unit appear at right. The transformer—a Lafayette Type



Isolation transformer assembly makes it safe to operate any a.c./d.c. receiver with a hi-fi set.




Schematic diagram shows how a closed-circuit phone jack can be added to your FM radio to permit it to function either as a tuner or as a receiver.

TR-91 or equivalent—is mounted on a round, wooden base, approximately $3\frac{3}{16}$ " in diameter and $\frac{1}{2}$ " thick. An aluminum drinking cup, $3\frac{1}{2}$ " wide and 3" deep, hides the wiring and improves the appearance of the assembly; a power switch and an a.c. receptacle are provided for convenience.

Although the parts shown here are

those selected by the author, construction details are largely a matter of individual choice and will depend to a great extent on what you are able to uncover in your spare parts box. Then, too, individual receivers may necessitate some change in design. If your radio requires a larger and heavier-duty isolation transformer than that specified, for example, you will naturally have to use a larger cup than the one shown here.

All holes and cutouts in the cup—including those for the s.p.s.t. toggle switch and the Amphenol Type 2R2 a.c. socket—were made with the small blade of a pocket knife and a few small round and flat files. To pass the transformer's power cord through the rubber grommet in the cup, you'll probably have to clip off the plug and put on another. In any case, be sure to provide plenty of ventilating holes in the cup, since the transformer warms up after a few hours' use.



Short-Wave Report

By **HANK BENNETT**
W2PNA/WPE2FT

NEW DE LUXE RECEIVER FOR SWL'S

FROM TIME TO TIME your Short-Wave Editor has suggested various methods of determining the exact frequencies of stations heard. These methods have been largely based on the use of graph-paper charts, with frequencies of known stations serving as check points along the bandspread line. Now, however, there is a new receiver on the market—the kind SWL's have been dreaming about for years—that will do the job for you. It's the National NC-190.

Second in the new "National Blue" series (the first being the NC-270), the NC-190 receiver incorporates calibrated bandspread coverage for the 13-, 16-, 19-, 25-, 31-, and 49-meter short-wave broadcast bands as well as for the 10-, 15-, 20-, 40-, and 80-meter amateur bands. The short-wave ranges "bandspreaded" are 5900-6300 kc., 8600-10,000 kc., 11,700-12,000 kc., 14,600-15,400 kc., 16,400-18,000 kc., and 21,500-22,100 kc. Overall coverage: 540 to 30,000 kc.

The NC-190 is a double-conversion unit. It eliminates images above 4000

kc., and boasts a variable i.f. selectivity system. Among its other features are: (1) 60 to 1 bandspread tuning ratio; (2) sensitivity better than 1 microvolt for 10-db signal-to-noise ratio; (3) SSB reception with separate product detector and calibrated upper/lower sideband BFO control; (4) automatic volume control operating on SSB and c. w. as well as on AM; (5) voltage-regulated oscillators; and (6) an edge-reading S-meter which operates on all reception modes.

Available from the National Radio Company, Inc., 37 Washington St., Melrose 76, Mass., for \$199.50, the new receiver is 8 $\frac{3}{4}$ " high, 15 $\frac{3}{4}$ " wide, and 9" deep. Power requirements: 105-125 volts a.c., 50-60 cycles, 75 watts. The NC-190 has 10 tubes, including voltage regulator, and comes equipped with a "flip-foot" to tilt the receiver, sloping the front panel for ease of dial reading. An accessory loudspeaker (Model NTS-3) is housed in a matching cabinet and is priced at \$19.95.

(Continued on page 112)

Calibrated bandspreads and variable i. f. selectivity are provided in the National NC-190 receiver.



LIGHT CONTROL FOR BATTERY POWERED TOYS

*Flashlight-actuated photoelectric relay circuit
gives new life to Junior's electric toys*

By MARTIN H. PATRICK

HERE'S a good way to add some life to that electric toy which may be beginning to bore Junior. The transistor-amplified photoelectric relay described here will allow him to turn the toy on and off from a distance merely by pointing a flashlight beam at it. Although the model shown is used on a battery-operated truck, the device is adaptable to almost any gadget which runs by electricity.

The Circuit. A self-generating photo-cell (*PC1*) is coupled through a two-stage transistor amplifier to a sensitive, normally open relay (*K1*). The simple direct-coupled amplifier is made up of transistors *Q1* and *Q2*; resistor *R1* serves as a collector load for *Q2*. Potentiometer *R2* and relay *K1* also pass part of the collector current, but only enough to operate the relay; *R2* is set at its maximum value and decreased until satisfactory operation is achieved.

Power for the circuit is supplied by two penlight cells in series (*B1*) through

switch *S1*. When the surface of *PC1* is illuminated, an electric current is generated which is amplified and passed through the coil of *K1*, closing its contacts and activating the toy.

Transistors *Q1* and *Q2* may be almost any inexpensive *pnp* and *npn* (respectively) transistors. Experiment with various units if you like, but be sure that the one you choose for *Q2* has a collector current rating of at least 65 milliamperes.

Construction. The components for the model were housed in a 2½" x 3" x 2½" homemade wooden box. The size and material of the housing are not critical,

The author's model was designed to "ride" in the back of a small toy truck. Your version could be built right into the toy itself —if enough space is available.

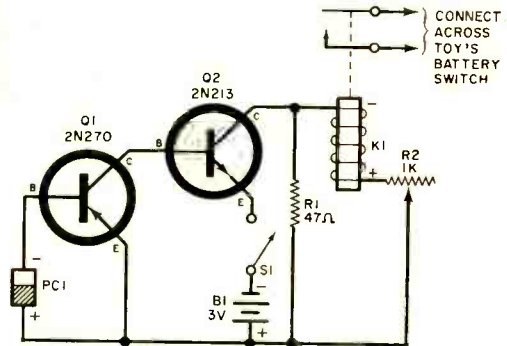




Framed photocell is mounted on optional ball-and-socket joint.

Relay circuit involves few parts, but all polarities are critical.

- PARTS LIST**
- B1*—Two 1½-volt penlight cells in series (Eve-ready #912 or equivalent)
 - K1*—High-sensitivity meter relay (Lafayette F-482)
 - PC1*—Self-generating photocell (International Rectifier B-5 or equivalent)
 - Q1*—2N270 transistor—see text
 - Q2*—2N213 transistor—see text
 - R1*—47-ohm, ½-watt resistor
 - R2*—1000-ohm screwdriver-adjusted potentiometer
 - S1*—S.p.s.t. switch



however. Any container which fits either on or inside the toy can be used. You can even build the circuit right into the toy itself.

Photocell *PC1*, which comes unmounted, is installed in a frame made of some pieces of scrap metal and Bakelite (see photo). The two vertical metal clamps touch the negative contacts located at each end of the front of the photocell. These contacts are shorted together through the mounting screws of the clamps and the metal bottom of the frame. Make the negative connection to the cell via a solder lug secured to one of the mounting screws.

The positive contact of the photocell is located on its rear surface. A metal plate placed between the photocell and the Bakelite back of the frame touches this contact, and a lead soldered to the plate is brought out to the rear of the frame through a hole drilled through the back. This lead is connected to one of a pair of solder lugs bolted together at some convenient spot on the Bakelite. Use the extra lug to make the positive connection to *PC1*.

In the model, the mounted photocell was bolted to a swivel joint salvaged

from an old desk pen set and attached to the top of the box. This arrangement makes it possible to tilt the cell away from any strong light which might interfere with the operation of the relay.

Installation and Operation. Wire the contact points of relay *K1* in parallel with the switch controlling the toy's power, set *R2* for maximum resistance, and turn on *S1*. A flashlight beam is directed at the surface of *PC1*, and the resistance of *R2* is slowly decreased until the relay contacts close, turning on the toy.

The action should stop when the light beam is shut off or moved away from the photocell. Should the room light level be so high that the relay contacts remain closed at all times, install a cardboard shade on the photocell.

To restore normal operation of the toy, just open *S1*; the toy's original power switch will operate as before.

A word of caution. The contacts of relay *K1* are rated at about 500 ma. (half an ampere). This is more than adequate for most small electric toys, but if you're in doubt, measure the toy's current drain before connecting it to the relay.

STEREO ANY WAY YOU WANT IT



Sherwood's S-7000 delivers quality sound from any stereo source

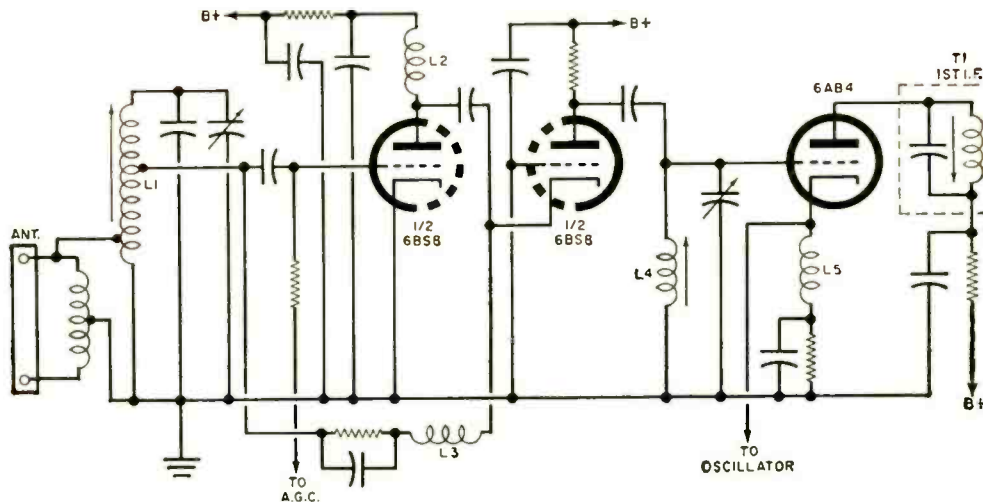
IF YOU'VE EVER doubted that a pair of preamplifiers, a stereo amplifier, and separate FM and AM tuners could be combined very neatly on one compact chassis, take a long look at the Sherwood S-7000. A "50-watt stereo receiver," the S-7000 provides just about every stereo function you can think of, yet the cabinet for the unit measures only 16¼" x 14" x 4½".

To begin with, it's a quality stereo amplifier, delivering 24 watts per channel, 20 to 20,000 cycles, within ½ db; it can also be connected for 48-watt mono-

phonic operation. And since it is a "receiver," there are AM and FM tuners, each with its own horizontal-bar-type tuning indicator. In addition, the S-7000 is equipped with inputs for stereo or monophonic phono cartridges, tape heads, or "auxiliary" sources, with illuminated signal lights to indicate which source has been selected.

Controls consist of phono level, rumble filter (on/off), scratch filter (on/off), selector (tape, phono, FM-AM, FM-MX, aux), balance, concentric bass, concentric treble, loudness, function (power

All-triode r.f. section in FM portion of S-7000 stereo receiver results in excellent signal-to-noise ratio.



on/off, stereo normal, stereo reverse, mono channel 1, mono channel 2, mono channels 1 and 2), tape monitor, and loudness (on/off).

Supplied with a ferrite rod antenna for AM and two short lengths of wire for FM, the S-7000 is complete and "ready to go" as received. Hook up a pair of speakers, and you can enjoy AM, FM, stereophonic AM/FM, or—with the addition of a multiplex adapter—stereophonic FM reception. Plug in a stereo or monophonic record player, a tape deck, or what have you, and your stereo/hi-fi system is complete.

The S-7000 leans toward the school of thought that values the improved ap-

pearance, less cumbersome wiring, and greater ease of handling that stem from a "unified" assembly. Another advantage of this type of unit is the ease with which it can be adapted for custom cabinetry: a full-sized template is enclosed with the S-7000, and installation is simply a matter of cutting the necessary hole and bolting the chassis in place. Alternatively, the unit can be supplied in a specially designed, brown leatherette case.

Produced by Sherwood Electronic Laboratories, Inc., 4300 N. California Ave., Chicago 18, Ill., the S-7000 is priced at \$299.50; the optional mounting case sells for \$6.50.

-30-

ADAPTER FOR VTVM LEADS

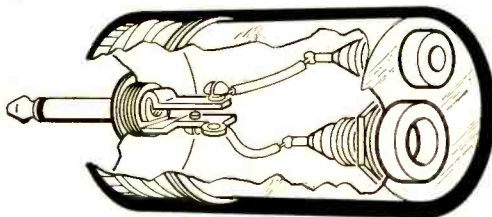
Most vacuum-tube voltmeters have two sets of test leads. One pair of two individual leads is terminated with phone tips, banana plugs, or one of each. The other set (usually the d.c. test leads) runs into a cable which is terminated in a phone plug. You can lessen the resulting tangle and confusion by building a simple adapter to eliminate the second set of leads, including the cable and phone plug. The adapter illustrated (see photo) is housed in a 1"-diameter can about 1¼" long, but you might want to use the can from a 35-mm. film cartridge instead (see pictorial).

First mount a set of jacks on the can bottom to fit the plugs of the individual leads, soldering a short length of wire to each. The jack for the black lead should be of the uninsulated type; the other jack should be insulated. Next, drill a hole in the lid large enough to accept the threads of a phone plug. Run the two wires out this hole and connect them to the plug (the lead from the uninsulated jack goes to the ground terminal). Finally, cement the plug into the hole.

The adapter may now be plugged into the meter's phone jack, thus making the phone-plug-terminated leads unnecessary. The remaining set of leads can be used either in their original jacks or in the adapter jacks.

There's one other point. Before you start to build the adapter, check the probes and plug of the leads to be discarded to see if they contain a series resistor. If you find one, it will be necessary to install it in the adapter. Simply wire it between the uninsulated jack and the phone plug's "inside" terminal.

—Art Trauffer



On the Citizens Band



By DICK STRIPPEL, 2W1452

THE FCC has recently issued a bulletin covering the possible use of military surplus equipment on the Citizens Band. Such equipment, the notice states, is not suitable for Class C or D stations for the following reasons:

(1) None of this equipment is capable of maintaining a frequency stability of 0.005%.

(2) Almost all such equipment uses frequency modulation, which is not permitted on the Citizens Band.

(3) Much of this military surplus normally operates with a power input of more than five watts.

(4) Most equipment designed for military use is incapable of maintaining emissions within the authorized bandwidth of 8 kc., as required when using amplitude modulation.

The bulletin goes on to say that the expense involved in converting such equipment to meet the required standards is high, not to mention the technical skill and the time needed. Of course, this bulletin refers primarily to transceivers. A number of receivers, especially the BC-603, helped populate the band during its early days, and many operators—your CB Editor included—use one of these sets for monitoring purposes.

The FCC further states that it has no objection to the use of home-designed-and-constructed transmitters, *provided* that they are certified by the holder of a first- or second-class radio operator's license. However, construction of such a transmitter is usually beyond the ability of the average home-builder due to lack of facilities, equipment, and experience.

Want to Form a Club? We've received a lot of mail on the subject of clubs, especially on how to start one. Since there is no better way to promote CB radio and its uses than through organized effort, here are some ideas which may help to get the ball rolling.

First, assemble a "hard core" of four or five "charter members" who are willing to invest quite a bit of their time (and perhaps a little money) to work out the basic details. Each should be given a specific task. For example, one should draw up prospective membership lists, another should look for a regular meeting place, a third should plan activities for several meetings, and another should prepare and mail press releases on the club's formation, goals, and meetings to local newspapers and radio stations.

Prospective membership lists can be drawn up by listening to the band during peak operating hours and jotting down all local calls heard—names and addresses can be obtained from call books. Whenever possible, contact a prospective member in person. It's better to use the telephone than the band to invite someone to a meeting, but nothing beats personal contact.

Establish constructive goals for the club and make certain they are dedicated to improving the band for all users. Community service should be stressed. On the subject of membership qualification, we strongly suggest that voting membership be granted only to licensees, not to members of their families, even though the latter may do the most operating at the station.

As far as a meeting place is concerned, the YMCA, Grange, Scouts, and other organizations in many areas have meeting rooms they will probably let you use. After you have decided on a location, be sure to plan your meeting dates carefully, so they won't conflict with other activities which might draw members away.

The First Meeting. When you get around to your first meeting, we suggest that there be a "charter member" at the door to greet all those who come, and to give

(Continued on page 109)

Space Electronics

By OLIVER P. FERRELL


Editor

CHALK UP two failures and one successful launching by the National Aeronautics and Space Administration since this column last appeared (July issue, page 82). Included in the failures were the proposed S-45 and S-55 satellites. Successfully launched and now in orbit is TIROS III.

Backup S-45. The first S-45 was described in our April column and the backup S-45 (the reserve satellite package to be used if the first one failed to orbit—which it did) in the July column. We followed the possible orbiting of the two S-45's with great interest, since either one would have been audible to SWL's and experimenters in space sciences—thanks to the possibility of a strong signal on 20.005 mc. The earlier


S-45 failed to orbit after booster separation caused a malfunction, the third and fourth stages failing to ignite. Then, on May 24th, much the same thing happened, although the second stage caused the trouble this time. The demise of the S-45 program puts an end to the major use of the 20.0-mc. band by American satellites—at least for 1961.

The S-55. The second NASA failure involved the S-55 satellite—a micrometeoroid detector developed to measure the hazard of micrometeoroids to space flights. Meteoroids are material in space—iron, silicates, and other substances—that generally burn up on entering the earth's atmosphere. They travel at high velocities and may be more dense than heretofore thought probable. Informa-



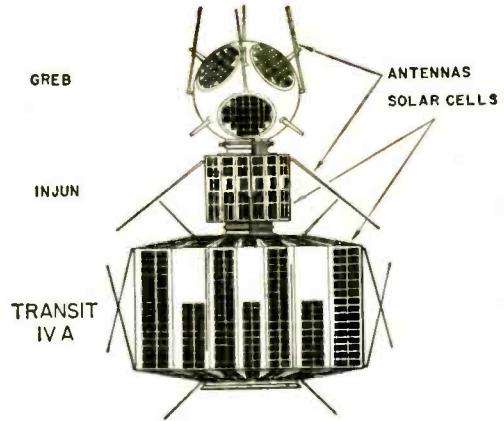
It worked—this time! The electronic timer built into Explorer VII failed to shut off the transmitter on 19.99 mc. in October, 1960. A similar timer installed in Explorer XI worked perfectly and switched the satellite to a new experimental program in late May. Explorer XI operates on 107.97 mc.

On June 29, the U. S. Navy launched three satellites for the price of one. The artist's drawing below depicts them moments after separation from the launching vehicle. From left to right are the navigational satellite Transit IV-A, the INJUN—ready to measure the radiation belts, and the GREB-III, designed to measure solar radiation. Late reports received as we go to press indicate that the INJUN and GREB-III did not separate and are probably orbiting while still attached.



Power to operate four of the six transmitters in the June 29 launching comes from silicon solar batteries. Two transmitters on the Transit IV-A satellite are powered by a nuclear thermoelectric generator.

Bell Telephone scientists study satellite shapes and sizes preparatory to developing satellites to relay TV and radiotelephone communications. The smaller model will have about 4000 solar cells; the larger, four feet in diameter, will hold nearly 12,000 solar cells.



Official U. S. Navy Photograph

the atmosphere, TIROS III has five transmitters in operation. Each of two TV camera systems has a 2-watt transmitter on 235 mc.; they are triggered into operation by commands from ground stations. Another 2-watt transmitter—also ground-commanded—is on 237.8 mc. relaying infrared information. In addition, tracking beacons are on 108.0 and 108.03 mc. with a power of 30 milliwatts. As this column goes to press, all equipment on TIROS III is reported to be operating satisfactorily.

Navy Launches 3-on-1. Another newsworthy launching was that of the U. S. Navy's Transit IV-A, INJUN, and GREB-III, on June 29. The Navy has pioneered launching multiple satellites with the same rocket, and has been quite successful. This time, the INJUN and GREB-III did not separate and go into individual orbit, but the navigational satellite, Transit IV-A, is doing fine.

The Transit program involves transmitters on 54, 324, 162 and 216 mc. The INJUN's frequency has not been announced, but GREB-III is on 136.20 mc.

At Minus One. The Russians have started publishing numerous semi-scientific articles about the planet Mars, some of which are obviously designed to catch the interest of the Soviet man-on-the-street. The first articles came out in the winter of 1960-61 and others have been appearing in electronics and scientific magazines at an ever-increasing rate. American observers are readying themselves for an announcement that the Russians have a satellite on its way to a Martian orbit.

-30-

tion is urgently needed not only on the size and density of micrometeoroids, but also on their speed and penetrating power—factors that may determine the design of future spacecraft.

The S-55 was to have operated on 136.86 and 136.20 mc. Two separate telemeters—working independently to enhance reliability—were to have been in nearly continuous operation for about one year. The launching vehicle was a solid-fuel Scout rocket whose third stage failed to ignite.

TIROS III. On July 12, NASA successfully launched TIROS III. Designed to take pictures of cloud formations and measure the infrared heat balance of

ac

*Sensitive pocket-sized instrument,
rugged and professional-looking,
covers 0.05 - 500 volts in 5 ranges*

TRANSISTORIZED VOLTMETER

By FORREST H. FRANTZ, Sr.

THIS versatile a.c. voltmeter is the transistorized counterpart of an a.c. VTVM. Having five input ranges (0 - .05, .5, 5, 50 and 500 volts), the battery-operated unit may be used for making any routine a.c. measurements. In addition, its high input impedance (200,000 to 300,000 ohms on the .05-volt range, 2 - 3 megohms on the higher voltage ranges) makes it suitable for a variety of other applications.

The "AC TVM" (transistorized voltmeter) will check relative output levels of microphones and phono pickups, trace and measure audio signals in sensitive circuits. Signal tracing in the i.f. and r.f. sections of radio receivers can also be carried out if a demodulation probe (such as a VTVM's r.f. probe) is used.

Rugged and professional-looking, the completed unit is compact enough to fit in your coat pocket. The cost is low for an instrument of this calibre, and it can be built in about a day. All in all, the transistorized voltmeter is a worthy addition to anyone's stock of test equipment.

Construction. Begin by mounting switches *S1* and *S2*, jack *J1*, and meter *M1* on the front panel of the Bakelite box. The exact positions of these parts are not important, but the photograph above will serve as a general guide.

Resistors *R1* through *R5* and capacitor *C1* can now be wired to *S1* and *J1*. Connect the shell of *S1* and the metal frame of *S2* (for shielding purposes) to the frame terminal of *J1*. Leave the connections to this terminal unsoldered, since another wire must be added at a later stage of construction.

Though precision resistors are specified for *R2-R5*, you can save some money

by using ordinary, 10%-tolerance, 1/2-watt units if you have access to a Wheatstone bridge. Use the bridge to measure a number of resistors marked with the value you are looking for, selecting the one which hits it "on the nose" in each case. The author found it convenient, in a few cases, to "make" a resistance of the proper value by combining resistors in series or parallel.

With the front panel wired, you can proceed to the amplifier board. Once again, the exact parts locations are not important—use the component layout shown in the pictorial diagram as a guide. Two 1/4" holes should be drilled to accommodate the meter terminal




screws (which serve to hold the board in place), and another $\frac{1}{4}$ " hole for mounting *R8*.

The battery is held in place with two pieces of stripped, solid hookup wire looped over it and passed through the perforations. Pull each wire tight and hold it in place by bending its ends back behind the board. Stick a piece of cellophane tape over the wires and the top of the battery to prevent horizontal movement.

meter leads are looped under the screw-heads before tightening.

Finish wiring the voltmeter by making the connections from the amplifier board to switches *S1* and *S2*, and jack *J1*. The terminal of potentiometer *R8* which connects to the frame of *J1* should also be grounded to *R8*'s metal shell, completing the shielding system.

Before moving on to the calibration of your meter, an appropriate input cable must be assembled. Connect one end of



Perforated board, held in place by meter terminal screws, simplifies wiring.

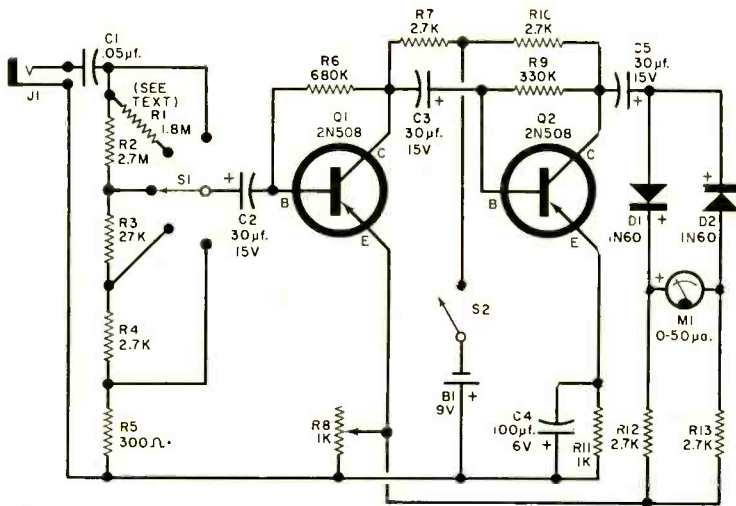
All of the other parts are mounted on the board by passing their leads through the perforations. Leads which are to be connected together are run through a common hole or joined with a length of wire running across the back of the board. Do the soldering from behind, using a small, well-tinned iron and rosin-core solder. Heat should be applied for the shortest possible time to avoid damaging the components (the diodes and transistors are most sensitive).

When the amplifier board is completed, it should be fastened to the front panel assembly. Pass the meter terminal screws through their holes in the board, screwing them into the terminals. The

a length of single-conductor shielded wire to a phone plug (the braid goes to the plug's "shell" connection), attaching a pair of test prods or a test prod and an alligator clip to the other end. The phone plug is inserted into jack *J1* on the voltmeter's front panel.

About the Circuit. The a.c. voltage to be measured passes through *J1* and capacitor *C1* to a voltage-dividing range-selector circuit consisting of *S1* and resistors *R1-R5*. The output of the voltage divider is fed to a high-gain amplifier employing transistors *Q1* and *Q2*.

Feedback for *Q1* and *Q2*, obtained through resistors *R6* and *R9* respectively, improves the linearity and frequency




Voltmeter circuit incorporates a sensitive transistorized amplifier.

PARTS LIST

B1—9-volt transistor battery (Burgess 2U6 or equivalent)
C1—0.05- μ f., 600-volt Mylar or paper capacitor
C2, *C3*, *C5*—30- μ f., 15-volt miniature electrolytic capacitor (Sprague TE-1158 or equivalent)
C4—100- μ f., 6-volt miniature electrolytic capacitor (Sprague TE-1102 or equivalent)
D1, *D2*—1N60 diode
J1—Open-circuit phone jack
M1—0-50 microampere meter (Lafayette TM-70 or equivalent)
Q1, *Q2*—2N508 transistor
R1—1.8-megohm, $\frac{1}{2}$ -watt, 10% resistor
R2—2.7 megohms*
R3—27,000 ohms*
R4—2700 ohms*

R5—300 ohms*
R6—680,000-ohm, $\frac{1}{2}$ -watt, 10% resistor
R7, *R10*, *R12*, *R13*—2700-ohm, $\frac{1}{2}$ -watt, 10% resistor
R8—1000-ohm miniature potentiometer
R9—330,000-ohm, $\frac{1}{2}$ -watt, 10% resistor
R11—1000-ohm, $\frac{1}{2}$ -watt, 10% resistor
S1—One-pole, five-position rotary switch
S2—S.p.s.t. toggle switch
 1—6 $\frac{1}{4}$ " x 3 $\frac{3}{8}$ " x 2" Bakelite case (Lafayette MS-216 or equivalent)
 2—Panel for case (Lafayette MS-217 or equivalent)
 3—1-2 $\frac{1}{16}$ " x 3 $\frac{3}{8}$ " perforated board (Lafayette MS-304 or equivalent)
 Misc.—Phone plug, shielded wire, and alligator clips or test prods for input cable

* $\frac{1}{2}$ -watt, 1%, deposited-carbon resistor (Aerovox "Carbofilm" or equivalent)



Input cable is made with standard shielded wire; the inner conductor connects to tip of phone plug.

response of the amplifier. Transistor *Q2*'s output, which is proportional to the voltage being measured, is rectified by diodes *D1* and *D2* and indicated on meter *M1*. Variable potentiometer *R8* is the meter calibration control.

Power for the transistorized voltmeter is supplied by a small, self-contained 9-volt battery (*B1*). The current drain on the battery is only about 2 milliamperes.

Calibration. Since the scale of meter *M1* reads from 0 to 50, it's a simple matter to mentally convert it for use on any of the transistorized voltmeter's ranges. On the 500-volt range, *M1*'s readings are multiplied by 10; on the 50-volt range, *M1* is read directly; on the 5-, .5- and .05-volt ranges, divide the readings by 10, 100 and 1000 respectively.

The simplest—but least desirable—method of calibrating the voltmeter uses the a.c. line as a reference. Set the instrument to its 0-500 volt range and connect the input cable across a wall outlet. Next, flip on *S2* and adjust *R8* for a reading of 110 volts ("11" on *M1*'s scale). Though the line voltage is closer to 117 volts in some localities, this minor dis-

(Continued on page 108)



Across the Ham Bands

By
HERB S. BRIER

W9EGQ

NEW 75-WATT PHONE/C.W. TRANSMITTER KIT

THE Hallicrafters company has at last entered the kit field, and we recently had the opportunity of looking over and testing their first transmitter model. The HT-40K, a six-band (80 through 6 meters) crystal-controlled c.w. and phone unit, looks like a winner. Its power input rating is 75 watts on both c.w. and phone. Housed in an attractive, two-tone gray cabinet measuring $7\frac{3}{16}$ " x $13\frac{3}{8}$ " x $8\frac{1}{4}$ ", it weighs in at 17 pounds. The kit is priced at \$89.95; a factory-assembled version (the HT-40) sells for \$109.95.

Circuit Details. The HT-40K's crystal oscillator is the triode section of a 6CX8. It drives an r.f. amplifier/frequency multiplier using the pentode section of the same tube. Output of the 6CX8's pentode section is fed to a 6DQ5 power amplifier, and a pi-network output tank circuit with variable loading matches the 6DQ5 to the antenna.


For c.w. operation, both tubes are keyed in their cathode circuits. On phone, a 12AX7 amplifies the output of a high-impedance microphone to drive a

6DE7 as a cathode-follower screen modulator for the 6DQ5. The built-in power supply utilizes a pair of silicon rectifiers (in a voltage-doubler circuit) and a brute-force filter system.


A panel meter measures final amplifier grid current or r.f. power output, making tuning a simple operation. Provision is made for tuning the driver stage or checking the transmitter frequency on the station receiver without putting a signal on the air. Also on the front panel is a crystal/VFO switch which permits the use of an optional external variable-frequency oscillator.

On the rear of the transmitter's chassis are the microphone gain control, microphone connector, coaxial antenna connector, and a terminal strip to which the station receiver is connected for single-switch "transmit-receive" operation.

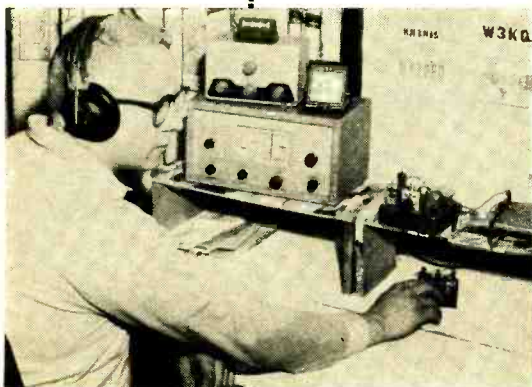
Assembling the Kit. Successfully assembling the HT-40K requires only the ability to follow clear, well-illustrated instructions and to handle a soldering



The HT-40K is Hallicrafters' first entry in the transmitter kit field. Covering six bands, the crystal-controlled unit is rated at 75 watts input on both c.w. and phone. Interior layout is neat, and the well-illustrated instructions are easy to follow.



Novice Station of the Month



Frank Gates, KN3NQP, 317 11th Ave., Juniata, Altoona, Pa., submitted the winning entry in the September Novice photo contest. Frank transmits on 7179 kc. with an 11-watt rig and his antenna is only 13 feet high. Yet, in three months of operation, he has managed to work over 100 stations in 20 states.

Frank will receive a 1-year free subscription to P.E. for his photo. If you'd like to try for a similar award, send us a picture of your station—preferably with you at the controls, and include some information about yourself, your equipment, and your activities. Maybe you'll be one of the lucky winners. Entries should be sent to Herb S. Brier, % POPULAR ELECTRONICS, P. O. Box 678, Gary, Indiana.

iron, pliers, and screwdriver. In fact, the 69-page instruction manual will even teach you how to solder—if that should be necessary.

Supplementing the step-by-step instructions are drawings of every part in the kit, down to the last nut and bolt, and clear photographs and detail drawings showing the placement of all components. It took an experienced builder about 30 hours to put the kit together; an inexperienced person might take a bit longer. All parts, including wire, solder, and tubes are supplied with the kit, but the key, microphone, crystals, and antenna must be purchased separately.

Although the parts are packed in transparent plastic bags, finding a specified component is apt to be a time-consuming process. An hour or so of assembly time could be saved if the manufacturer would attach to each bag a list of the parts it contains.

Performance. After our assembled HT-40K was checked for possible construction errors, we put it through its paces. The c.w. power output was measured at 50 watts plus on 80 through 15 meters, 45 watts on 10 meters, and 28 watts on 6 meters. An assortment of crystals was tested in the transmitter and all keyed well, although some exhibited a slight keying chirp on the higher frequency bands.

Barbara Slutzkin, WV2PZH, hopes that her picture will inspire more girls to take up ham radio as a hobby. See "News and Views" (page 112) for more information on WV2PZH and her station.

Switching from c.w. to phone reduced the unmodulated power output, as is normal with any form of screen modulation, but the power increased to its rated values on modulation peaks. The modulated waveforms looked quite clean on an oscilloscope, and 100% modulation was obtained—when we talked normally into a standard ceramic microphone—at the $\frac{3}{4}$ -open position of the microphone gain control.

During the "on the air" tests of the HT-40K, several stations were contacted—all reporting excellent c.w. and speech quality. Moreover, the unit's built-in TVI-preventative measures worked like a charm; no interference was noticed on a TV set located in the same house with the transmitter. In areas where TV signals are exceptionally weak, however, it may be necessary to resort to the standard procedure of installing a low-pass filter at the transmitter's antenna terminal.

(Continued on page 111)



Hobnobbing with Harbaugh

The XYL has a word for it!




"All right, enough's enough!"




"Well, why don't you call up this Troposphere and tell him to stop bending your v.h.f. signal?"



"Wouldn't pen pals be cheaper?"



"What could W3TZO want this time of day?"



"I told you not to climb it."

Harbaugh

SPRAY CAN SHORT CUTS

By KEN MURRAY



2 Handle-and-trigger assembly removed from an old coffee maker enables you to hold and aim a spray can in "pistol-fashion."

1 Attach a coat hook to a spray can with a rubber band and you can hang it anywhere. Cap can be wedged between bottom of hook and side of can.

ELECTRONIC EXPERIMENTERS are being bombarded with pressurized spray cans containing everything from clear acrylic and enamel to non-arc, non-short coatings. Even penetrating oil and a fire extinguisher for the workbench are now packaged in pressurized cans. In fact, about the only other "tool" the modern experimenter needs to clean and degrease, prime, prevent rust, eliminate static, and perform a host of other operations is a fingertip.

Helpful though they are, spray cans can never be as handy as they might be unless you know some of the inside tricks for using them. Here are a few "short cuts" to help you make the most of all the various spray cans now on the market.

Clean Nozzles. One thing many of these pressurized products have in common is the need to keep their nozzles clean. As their labels command: "When

finished spraying, invert can and press trigger to remove excess from tube and spray head." Otherwise, they will clog—kaput!

When you happen to use a burst of acrylic or print-coat a dozen times during the day, there'll be a generous amount of waste if you clean the feed tube and head each time—you may waste as much as half the pressure in a can that way. A good trick is to plaster a piece of masking tape over the nozzle after using it. The tape will stop evaporation, and you can clean out the feed tube, as directed on the label, at the end of the day.

Can Hook. If you don't have a satisfactory place to set a spray can when it's not in use, hang it from a ladder rung or a nail. Just cut the screw point from a wire coat hook, turn it upside down, and fasten it to the side of the spray can with a heavy rubber band (see Fig.



4 An accessory spray head (below) produces a "spatter-type" finish for old cabinets, enclosures, panels.



3 All you really need is a pencil to learn how much liquid is left in a spray can.



5 Any rotary device, such as the electric drill shown here, can be a big help in spraying small parts evenly.

1.) As a bonus feature, the lower end of the hook will make a handy clip for the can's dust cap.


Handle and Trigger. With the addition of a longer metal band to fit the spray can, the handle from a glass coffee maker can provide a comfortable hand grip. The trigger shown in Fig. 2 is a semi-circular piece cut from 3/16" tempered Masonite. Bolt or rivet it to one side of the handle, and add a bolt near the end to depress the spray-can release.

How Much in the Can? If you can distinguish one tone from another, you can easily and quickly estimate how much liquid remains in a spray can. All you do is grasp a wooden pencil firmly, then lightly tap the can with the rubber eraser from top to bottom, as shown in Fig. 3. With a little practice, you'll find that the sound of the tapping changes pitch when the eraser passes the level of the liquid inside the can. As a test,

try tapping the side of an open tin can partly filled with water.

Spatter Head. An old cabinet can be given a new look with the "spatter" treatment. Simply replace the regular spray head on a can of enamel with another that spatters instead of sprays—see Fig. 4. When spatter painting, hold the can about three feet from the work. Newspapers or a drop cloth should be draped around the article being painted to protect the area which surrounds it.

Rotate for Even Spraying. A short burst from a spray can will coat small parts evenly and give them a professional finish if they are being rotated by a slow- or medium-speed drill (see Fig. 5.) You can refinish split-shaft knobs, for example, by using a split bolt for the spindle. Cover the chuck and shaft of the drill with a paper sleeve and a piece of masking tape.



Transistor Topics

By **LOU GARNER**

EVERY ONCE IN A WHILE, the week-to-week trickle of new semiconductor devices becomes a veritable flood, and we have to discuss several in a single column. All of the new devices this month are of potential interest to hobbyists, experimenters, and equipment designers, although not all are available from distributor stock as yet. However, most can be purchased direct from the manufacturers in small quantities (usually at high "sample" prices).

Westinghouse's Semiconductor Department (Youngwood, Pa.) is now producing a line of high-gain *npn* silicon power transistors. While these new devices do not have *betas* as high as the ARA composite transistors (described in November, 1960), a typical unit can deliver a current gain of 1000 at collector currents of 2 amperes. Two series are currently in production: the WX118X, with minimum gains of 400 at 10 amperes; and the WX118U, with minimum gains of 100 at the same current. Prices in small quantities range from \$87.00 for a 50-volt WX118UA to \$238.00 for a 150-volt WX118XC.

Germanium "backward diodes" (see Fig. 1) are now being offered by Philco (Lansdale, Pa.). Don't be alarmed if the expression is a new one—yours truly had to check his reference book for a definition when he first saw the announcement. A backward diode has a

high forward conductance at low (even zero) applied voltages and some characteristics roughly opposite to those of tunnel diodes; hence the name. These diodes can be used as d.c. restorers and are particularly valuable as isolating devices in digital and communications circuits employing tunnel diodes. Philco's 1N3353 sells for approximately \$4.00 in small quantities.

A new type of semiconductor switch is now being produced by Tung-Sol's Semi-

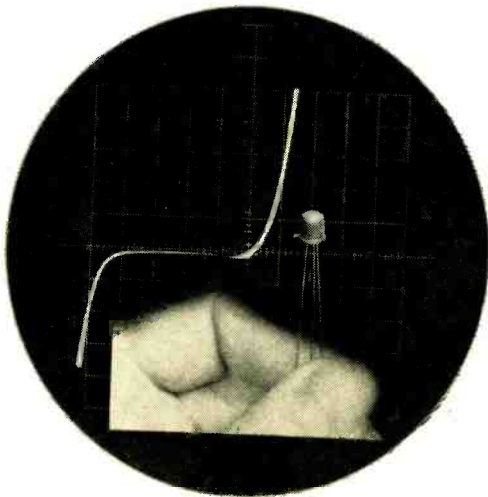


Fig. 1. Philco's germanium backward diode and its characteristic curve.

conductor Division (One Summer Ave., Newark 4, N. J.). Dubbed the "Dynaquad," it's a germanium-alloy junction device made up of four alternate layers of *p*-type and *n*-type semiconductors, as shown in Fig. 2(A). In a typical application, the Dynaquad will permit a heavy flow of collector current when turned "on" by the application of a negative signal current to its base. It will remain on until turned "off" by the application of a strong positive signal to its base,

or until the collector current is interrupted. The unit's equivalent circuit is given in Fig. 2(B), its schematic symbol in Fig. 2(C).

The Dynaquad's performance approximates that of a regenerative d.c. amplifier using *pnp* and *nnp* transistors in a complementary circuit. In operation, the device has two stable states, "on" when conducting heavily and "off" when acting as a high impedance. Referring to Fig. 2(B), the first stable state occurs when the Dynaquad is in an "off" condition. The only external current is that due to interelectrode leakage. If a negative signal current is applied to *Q1*'s

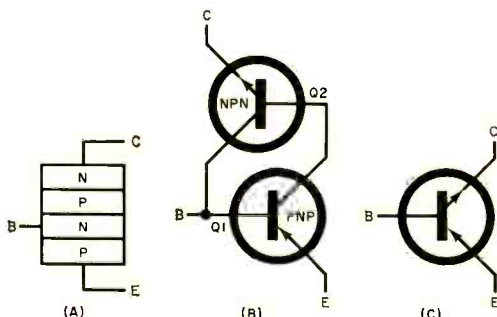


Fig. 2. Basic construction (A), equivalent circuit (B), and schematic symbol (C) of Tung-Sol's new "Dynaquad."

signal current. However, since *Q2*'s collector current is also *Q1*'s base current, the action is cumulative and both transistors are driven rapidly to saturation. The resulting external current reaches a maximum (determined by the load and power supply) and the device conducts heavily in its "on" condition. The Dynaquad then remains "on" until its collector current is interrupted or until a positive signal is applied to *Q1*'s base. This positive "turn-off" signal must be of sufficient amplitude to overcome *Q1*'s self-developed base bias (that is, *Q2*'s collector current).

Reader's Circuits. Two circuits have been submitted by Hans Kuhr, 5707 Le Jeune Dr., Orlando, Fla., who feels that they are specially suited to the beginner and the hobbyist with a limited budget. One is a simple receiver (shown in Fig. 3); the other an unusual "wireless light meter" (in Fig. 4, on page 82).

Referring to Fig. 3, a single *nnp* transistor (*Q1*) is used in the common-emitter arrangement as a combination detector/amplifier. In operation, r.f. signals picked up by the antenna are selected by tuned circuit *C1-L1/L2* and coupled to the transistor's base-emitter circuit. Coils *L1* and *L2* together form an impedance-matching auto-transformer and serve to match the high impedance of the tuned circuit to the transistor's moderate input impedance, thus maintaining tuned circuit "Q" and insuring good selectivity. Operated without base bias, *Q1* demodulates and amplifies the selected signal, driving the magnetic headphones which serve as a collector load. Resistor *R1* in conjunction with *C2* form a simple "losser" type tone control; as *R1*'s value is reduced, *C2* becomes more and more effective as a high-frequency bypass across the output circuit. Operating power is supplied by a 9-volt battery, *B1*, controlled by s.p.s.t. switch *S1*.

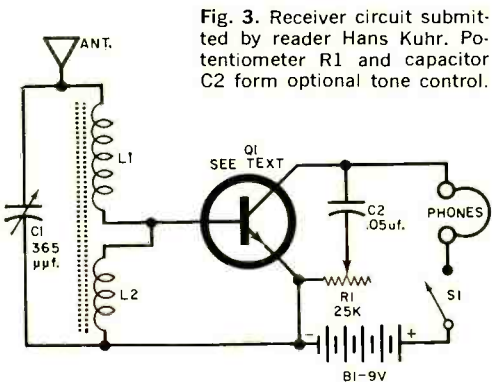


Fig. 3. Receiver circuit submitted by reader Hans Kuhr. Potentiometer *R1* and capacitor *C2* form optional tone control.

base under these conditions, its collector current increases to a value equal to *beta* times the base current. Transistor *Q1*'s collector current, however, becomes *Q2*'s base current, and *Q2*'s collector current increases by a factor determined by its *beta*.

For practical purposes, therefore, *Q2*'s collector current is the product of both *beta* (*Q1*'s and *Q2*'s) times the original

You should be able to assemble a duplicate of Hans' receiver in a single evening, using either fiberboard or metal chassis construction. Capacitor *C1* is a 365-μf. variable unit, *C2* a 0.05-μf. ceramic or paper unit; *C2*'s working voltage is not critical. The coil is made up by winding 10 to 15 turns of No. 28 enameled wire on the "ground" end of a J. W. Miller 6300 ferrite antenna coil; the added

winding serves as L_2 , the original coil as L_1 . Although Hans used a 2N35 for Q_1 , any standard *nnp* transistor should give acceptable results—a 2N169A, 2N438A, 2N647, or a 2N649, for example. A variety of values can be used for R_1 , with anything from 5000 to 25,000 ohms being quite satisfactory. Or, if you prefer, the tone control can even be eliminated.

Although moderate impedance (600- to 4000-ohm) magnetic headphones are recommended, crystal phones can be used if shunted with a 10,000-ohm, $\frac{1}{2}$ -watt resistor to provide a d.c. path for the transistor's collector current. Either a toggle, slide, or rotary switch will do for S_1 . Depending on individual preferences, the power supply can be a single 9-volt battery (such as a Burgess 2N6) or six penlight or flashlight cells connected in series.

When construction and wiring are completed, all connections should be checked for possible errors *before* the battery is connected. A moderately long external antenna (50 feet) should be used for local stations, and a long antenna (over 100 feet) for maximum sensitivity. Stations within the AM broadcast band (550 to 1600 kc.) are tuned by adjusting C_1 .

In the rather unique "wireless light meter" circuit shown in Fig. 4, a *pnp*

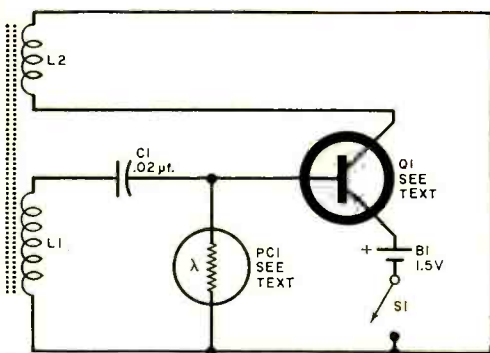


Fig. 4. Reader Kuhr's "light meter" transmits a tone that varies with the output of photocell PC_1 .

transistor is used as a tickler feedback r.f. oscillator. Although the basic operating frequency is within the AM broadcast band, there is sufficient feedback to cause "blocking" at an audio rate. The blocking rate, in turn, is con-

trolled by photocell PC_1 which acts as a light-sensitive resistor. In operation, the unit radiates a low-power, tone-modulated r.f. signal which can be picked up on a nearby AM receiver. The audio tone, as heard over the receiver's speaker, varies with the amount of light falling on the photocell.

Referring to the diagram, transistor Q_1 is used in the common-emitter arrangement. The oscillator's basic r.f. frequency is determined by coil L_1 , tuned by distributed wiring capacities and by its ferrite core; L_2 provides the feedback necessary to start and sustain oscillation. The audio blocking rate is controlled by the time constant of coupling capacitor C_1 and base-bias resistor R_1 . Operating power is supplied by a 1.5-volt penlight cell or mercury battery, B_1 , controlled by a s.p.s.t. push-button switch, S_1 .

The instrument can be readily assembled in a small plastic box. Coil L_1 is a J. W. Miller 6300 ferrite antenna coil, and L_2 about 12 to 15 turns of litz wire scramble-wound directly on top of L_1 . Capacitor C_1 is a 0.02- μf . ceramic or paper unit, and PC_1 a Clairex CL-3 photocell mounted so that light falls on its sensitive area. Almost any r.f. *pnp* transistor may be used for Q_1 —Hans suggests a 2N1265, 2N1266, 2N112, or a 2N136.

Once the wiring is completed, the unit should be held near an operating AM receiver. With S_1 closed, the receiver should be tuned *carefully* over its entire band. If you pick up a signal close to a local broadcast station, readjust L_1 's core until the instrument is operating on a "dead" part of the dial. If no signal can be received, reverse L_2 's connections. Once a signal is received, turn the instrument so that more or less light falls on the photocell, noting any changes in the pitch of the audio tone. Under some conditions, a low-frequency buzz or a "putt-putt" sound may be heard. If a different tone range is desired, C_1 can be replaced with a larger (0.05- μf ., for example) or smaller (0.005- to 0.01- μf .) capacitor.

According to Hans, the instrument's maximum range is about three feet with a receiver of average sensitivity. This may be increased somewhat by using a

(Continued on page 106)



By
JOHN T. FRYE
W9EGV

Carl and Jerry

Off To a Bad Start

DARKNESS was falling over the campus of Parvoo University this early September evening as Carl and Jerry sat in their room on the third floor of Men's Housing Unit Number III. Actually they were only thirty-five miles from home, and this was just the end of their first day at school; but somehow everything connected with home seemed far away and long ago. As they watched the winking lights of a commercial airliner taking off from the university airfield, saw batteries of windows lighting up in building after building, and realized that some twelve thousand men and three thousand women students were sharing the campus of the big land-grant school with them, they felt very small and insignificant.

The boys had taken advantage of advance enrollment back in July and had gone through their placement tests and many other preliminaries at that time; so actually there had not been too much for them to do on this first day. Thanks to their high school records and their showing in the tests, both were "honor" students and were enrolled in a Freshman Engineering course that was plenty stiff—just how stiff they mercifully did not know at this point. Their brand-new green beanie caps—which they had already learned to call "freshman pots"—were resting on their beds.


Carl was sitting in a chair in front of the open window looking at the Coeducational Recreation Gymnasium across the way. From behind the "Co-Rec" building he could hear faintly the shouts of students enjoying the two outdoor swimming pools and the tennis courts that would be flooded in winter to form an ice-skating rink. Carl reflected idly

that there was another heated pool inside the building, plus facilities for dancing, roller-skating, basketball, volley ball, squash, riflery, archery, gymnastics, etc.; but none of these appealed to him at the moment.

"Say, Jer," he said slowly, "do you feel kind of funny? I mean, are you a little shook by all this?"

"Yep," Jerry admitted from where he sat at his combination desk-and-bureau toying with his new Log-Log-Duplex-Decitrig slide rule. "I feel as green as that stupid-looking freshman pot. Wonder if we ever will learn our way around this place?"

"I dunno," Carl answered with a sigh. "While you were at the bookstore this afternoon, I wandered into a building and came across a bunch of fellows who were peering through a little diamond-shaped window set into the wall. When I asked what was going on, the other freshmen said they weren't certain but they felt pretty sure that Parvoo's nuclear reactor was behind that window. They said you could see rods moving back and forth, probably in and out of an atomic pile in the basement. Then



I looked, and sure enough, there were some slender rods going up and down.

"About that time," Carl continued, "a janitor came by and asked us what we were doing. When we explained that we were watching the nuclear reactor, he grinned widely and said he hated to disillusion us but that we were merely looking into the elevator shaft through an inspection porthole. The 'rods' we had been watching were actually elevator cables moving up and down!"

"We slunk out of there very quietly and went our separate ways. None of us wanted to associate with those other stupid jerks!"

JERRY chuckled at his friend's story, then slid his rule back into its case that smelled pleasantly of new leather, and came over to stand behind Carl's chair.

"I'm not homesick," he announced firmly, "but I sure do miss things. Especially, I miss our car. I know that not being permitted to drive in this county while we're freshmen and sophomores is a good rule, but we could explore the campus a lot faster if we had our wheels."

"I know what you mean," Carl sympathized; "and I miss our electronic lab even more. When I realize we're way out here without even so much as a volt-ohmmeter, it sort of scares me. If we were back at the lab, I'll bet we wouldn't be just sitting around staring out a window."

"Maybe we shouldn't give up so easily," Jerry muttered as he looked down at students dropping cards and letters into a mailbox on the sidewalk just below their window. "I always figure that a really *good* technician is one who can get the most out of the equipment he has at hand. Carl, do you remember that *Candid Camera* show with the mailbox that talked?"

"Sure," Carl answered as he stood up to see what Jerry was staring at. "Are you thinking that we could give that mailbox down there a voice? I don't see how. We don't have an intercom set."

"Maybe we could make one," Jerry mused. "After all, an intercom is nothing but an audio amplifier and two speakers. One speaker acts as a microphone while the other functions normal-

ly on the output of the amplifier. A switch alternates the roles of the remote speaker and the unit speaker so that either can be used for talking or listening.

"We both have our transistor radios," he continued. "We could take a speaker out of one and drop it down inside the mailbox for use as the remote. The audio section of the other radio can serve as the amplifier. Then all we need is a switch to swap the set speaker and the remote speaker back and forth between input and output of the amplifier, and down at the radio store this afternoon I just happened to pick up this bat-handle d.p.d.t. toggle switch from the bargain counter."

"Hold it!" Carl interrupted as he bolted for the door. "We'll need a two-wire cable of fine wire to run to the slave speaker, and if we're in luck, I know where we can get it. I'll be back in a sec."

He was, too; and in his hand was a pair of very beat-up hair clippers. "I just remembered that the guy next door threw these into his wastebasket when he unpacked this afternoon and discovered they had been clobbered on the trip from home. They're the cheap vibrator type with a coil of fine wire inside. We can unroll all we want and twist a couple of lengths together to form a cable that will never be seen."

"Fine," Jerry applauded. "Now the only thing that bugs me is how we're going to unsolder connections inside the receivers and solder new leads to the switch, speaker, and so on."

"Leave that to me," Carl said as he slid back his closet door and took a small traveling case down from the top shelf. After he had spread his electric razor, toothbrush, hairbrush, and after-shave lotion out on his bed, he dived back into the bag once more and came up triumphantly with a small pencil-type electric soldering iron and a little roll of rosin-core solder.

"You may get old Carl away from home without his wallet, his toothbrush, or even his pants; but you're not going to get him away without some kind of soldering iron," he boasted. "We can split that clipper cord and make leads out of it to go to the switch. You go ahead and solder the switch into your

NOW!
at a price
you can afford!


MAKE MORE MONEY in ELECTRONICS TELEVISION-RADIO

**BETTER...MORE COMPLETE...LOWER COST...
WITH NATIONAL SCHOOLS SHOP-METHOD
HOME TRAINING!**

BETTER... Training that is proved and tested in Resident School shops and laboratories, by a School that is the **OLDEST** and **LARGEST** of its kind in the world.

MORE COMPLETE... You learn **ALL PHASES** of *Television-Radio-Electronics*.

LOWER COST... Other schools make several courses out of the material in our **ONE MASTER COURSE** . . . and you pay more for less training than you get in our course at **ONE LOW TUITION!**



These
two **FREE** books will
show you how!

You get all information
by mail . . . You make
your own decision . . . at
home! **NO SALESMAN
WILL CALL**

TOP PAY... UNLIMITED OPPORTUNITIES LIFETIME SECURITY CAN BE YOURS!

You are needed in the Television, Radio, and Electronics industry! Trained technicians are in growing demand at excellent pay—in **ALL PHASES**, including Servicing, Manufacturing, Broadcasting and Communications, Automation, Radar, Government Missile Projects.

NATIONAL SCHOOLS SHOP-METHOD HOME TRAINING, with newly added lessons and equipment, trains you in your spare time at home, for these unlimited opportunities, including many technical jobs leading to supervisory positions.

YOU LEARN BY BUILDING EQUIPMENT WITH KITS AND PARTS WE SEND YOU. Your National Schools course includes thorough Practical training—**YOU LEARN BY DOING!** We send you complete standard equipment of professional quality for building various experimental and test units. You advance step by step, perform more than 100 experiments, and you build a complete TV set from the ground up that is yours to keep! A big, new TV picture tube is included at no extra charge.

EARN AS YOU LEARN. We'll show you how. Many students stop for their course—and more, while studying.

**GET THE BENEFIT OF OUR
OVER 50 YEARS EXPERIENCE**

APPROVED FOR
GI TRAINING



ACCREDITED
MEMBER



NATIONAL TECHNICAL SCHOOLS
World-Wide Training Since 1905

Write to Dept. R2G
4000 So. Figueroa Street
Los Angeles 37, California

YOU GET...

- 19 Big Kits—**YOURS TO KEEP!**
- Friendly Instruction and Guidance
- Job Placement Service
- Unlimited Consultation
- Diploma—Recognized by Industry
- **EVERYTHING YOU NEED FOR SUCCESS!**

**IMPORTANT
SEE OTHER SIDE**

SEND FOR FREE FULLY-ILLUSTRATED BOOK AND ACTUAL LESSON TODAY. Your own copy of "Your Future In Electronics-Television-Radio" will be mailed to you at once. No salesman will call; there is no obligation. Cut out card along dotted lines, fill in and rush air-mail today! **NO POSTAGE NECESSARY.**

CUT OUT AND MAIL THIS CARD TODAY

Yes, I want to make more money in Electronics-TV-Radio. Send me your **FREE** Fully-Illustrated Opportunity Book and Actual Lesson today.

RUSH AIR MAIL—NO POSTAGE NECESSARY



Name _____ Age _____

Address _____

City _____ Zone _____ State _____

Check here if interested only in Resident Training at Los Angeles. R2G
A B C
Veterans: Give date of discharge _____

NO SALESMAN WILL CALL; NO OBLIGATION ON YOUR PART

DON'T BE HALF-TRAINED



Be a MASTER TECHNICIAN in ELECTRONICS-TV-RADIO

Only N.T.S. offers you ALL 8 PHASES in
ONE MASTER COURSE

SUCCESS IS THEIRS; IT CAN BE YOURS TOO!



When I enrolled with N.T.S. last November, I was trained as a Seismograph Observer. I was promoted to that job on May 1st of this year. With your school and my practical work in the field, my superiors recognized that I was capable of handling the job of Seismograph Recording. My superiors highly praise your school. The day I enrolled started me off to success.

Edgar Wesatzke

As field director of Berean Mission Inc., I have complete charge of our radio work. With the expert advice and training I am receiving from you I can do my own repairs on our recorders and P.A. systems, besides keeping our radios going. My training from N.T.S. helps keep us on the air. I feel privileged to be a member of such a fine institution.

Rev. Enoch P. Sanford



Thanks to N.T.S. I have a business of my own right in my home. I am still in the Air Force but I have paid for all my equipment with money earned servicing TV sets. Yes, N.T.S. gave me my start in television.

Louis A. Tabat

I have a TV-Radio shop in Yorkville, Illinois, about 4 miles from my home, and it has been going real good. I started part-time but I got so much work that I am doing it full-time. Thanks to National Technical Schools.

Alvin Spera



ALL 8 PHASES IN ONE MASTER COURSE

PHASE 1 TELEVISION INCLUDING COLOR TV
90% of homes have at least one set. Color TV is becoming more popular daily. TV Stations grow in number, need technicians. Maintenance and repair offer big opportunities.

PHASE 5 FCC LICENSE PREPARATION
FCC License holders have a wide range of top jobs open to them. FCC License now a requirement for most Communication jobs.

PHASE 2 RADIO—AM & FM
Radios in homes, cars, schools, all need expert upkeep. Stations expand as FM becomes popular. Now transistors boom entire field.

PHASE 6 RADAR AND MICROWAVES
These are the communications systems of the future, already used in tracking and contacting satellites.

PHASE 3 ELECTRONICS
Computers, Data-Processing machines, Electronic Controls, Guided Missile Systems are new fields where Electronics play a vital role.

PHASE 7 AUTOMATION & COMPUTERS
Automation and Computer electronics are the new tools of industry and commerce. Skilled Technicians in these fields are in great demand at top pay.

PHASE 4 SOUND SYSTEMS
New popularity of Hi-Fi. Stereo, as well as industrial sound systems and business intercoms make this a highly specialized and important field.

PHASE 8 BROADCASTING & COMMUNICATIONS
In the entertainment industry, or in commerce, communications and broadcasting have great importance. Installation and maintenance of equipment requires trained technician know-how.

SEE OTHER SIDE

BUSINESS REPLY MAIL
NO POSTAGE STAMP NECESSARY IF MAILED IN THE UNITED STATES

VIA AIR MAIL

FIRST CLASS

Permit No. 3087

Los Angeles, Calif.

— POSTAGE WILL BE PAID BY —

NATIONAL TECHNICAL SCHOOLS
WORLD-WIDE TRAINING SINCE 1905

4000 So. Figueroa Street
Los Angeles 37, California

RESIDENT TRAINING AT LOS ANGELES

If you wish to take your training in our famous Resident School in Los Angeles—the oldest and largest school of its kind in the world—check special box in coupon.



Approved for GI Training

NATIONAL TECHNICAL SCHOOLS
WORLD-WIDE TRAINING SINCE 1905

Address correspondence to Dept. R2G
4000 So. Figueroa Street
Los Angeles 37, California

National Technical Schools also offers complete Home Study Training Programs in Auto Mechanics & Diesel, and Air Conditioning-Refrigeration-Electrical Appliances. For information and Free Book write the School, Department RDC, stating course desired.


radio while I take the speaker out of mine and bring out leads from the output transformer."

BOTH BOYS were thoroughly familiar with the circuit of their identical sets; so it didn't take long to carry out Carl's suggestions. Then they removed the coil of fine wire from the electric clippers and started winding it in a big loop around the backs of the two desk chairs placed at opposite sides of the room. Two such loops were made, and then the ends were fastened together and the loops unwound simultaneously while the wires were twisted together to form a two-wire cable of fine enameled wire easily long enough to reach down from the boys' window to the mailbox below. They connected one end of this cable to the speaker from Carl's radio, and the other end to the toggle switch and the ground connection of Jerry's receiver.

With the switch in one position, the remote speaker voice coil was connected to the output winding of the transformer in Carl's receiver; the plate winding

of this transformer was across the volume control of Jerry's set. With the switch in the other position, the voice coil output of Jerry's speaker went through Carl's output transformer back to the volume control, and the remote speaker was connected to the secondary of the radio's output transformer. Carl took the little remote speaker out into the hall to check on the operation of the haywire arrangement; and, as haywire arrangements frequently do, but shouldn't, it worked perfectly.

Dusk was falling rapidly by this time; so no one noticed as the boys removed the screen from their window and let the little speaker down the side of the



KING® SAVE CASH

YOU GET MORE ITEMS FOR LESS MONEY

00

00

00

KING®
ITS

EACH

NOT \$1.98
NOT \$1.00
NOT \$0.88

EVERY DOLLAR
LUCKY DUCKS

FREE BARGAIN CATALOG

• Electronics
• Tubes & Tools
• Radio-TV Hi-Fi

SAVE \$3-\$25 Per Kit

All Parts Made in U.S.A.

Sold By LEKTRON Only!

All Parts BRAND NEW!

PACKED IN THE NEW RE-USABLE BOX FOR EASY SHELF STACKING!

<ul style="list-style-type: none"> <input type="checkbox"/> TOGGLE TYPE SWITCHES: SPST, DPDT, etc. 115VAC.....4 for 66c <input type="checkbox"/> 4 NPW TRANSISTORS.....3 for 66c <input type="checkbox"/> 2 PNP TRANSISTORS.....2 for 66c <input type="checkbox"/> 2 SUN CELLS: 5/8" sq. unimul. Gen. etc. vol. from 500 to 1000 mv.....2 for 66c <input type="checkbox"/> 1 PHILCO PNP TRANSISTOR.....66c <input type="checkbox"/> 1 FERRITE LOOPSTICK, 3" long, matches 305 mfd variable.....66c <input type="checkbox"/> 25 SUBMINI DISCS, condensers, 0.001 to .05, all circuits.....25 for 66c <input type="checkbox"/> 10 MOLDED CONDENSERS, world's finest, 0.008 to .25 mfd.....10 for 66c <input type="checkbox"/> 15 SILVER MICA'S, condensers, 15c to 100 uf, diff. values to sell.....15 for 66c <input type="checkbox"/> 30 CERAMIC CONDENSERS, discs, "dog-bones" to 40 mf.....30 for 66c <input type="checkbox"/> 30 MICA CONDENSERS, incl "silver" type, 10 uf, values to sell.....30 for 66c <input type="checkbox"/> 400 PCS HARDWARE.....400 for 66c <input type="checkbox"/> 25 "HI-Q" CONDENSERS (incl. NPW), feed thru, molded ceramics, 25 for 66c <input type="checkbox"/> 1 365MMF VARIABLE CONDENSER, 1/2" sq. 3710" thick shaft.....66c <input type="checkbox"/> 10 PC CONDENSER "SPECIAL" variety; every condenser made.....30 for 66c <input type="checkbox"/> 10 POWER RESISTORS, 5 to 50 watts, 50 ohm range, all types.....10 for 66c <input type="checkbox"/> 5-PR. RCA PHONO PLUG & JACK SETS, for amps, tuners, etc 5 pr. 66c <input type="checkbox"/> 15 RELAY SURPRISE.....66c <input type="checkbox"/> 30 TERMINAL STRIPS, lug & screw types to 2 lugs.....30 for 66c <input type="checkbox"/> 75-FT. HOOPUP WIRE, 25-ft. rolls, ins. ast. sizes, colors.....75 ft. 66c <input type="checkbox"/> 750-MIL "TOP HAT" RECTIFIER, silicon, 400v, price to sell.....3 for 66c <input type="checkbox"/> 3 500-MIL SILICON RECTIFIERS, tubular & "top hat".....3 for 66c <input type="checkbox"/> 750-MIL TUBULAR RECTIFIER, silicon, iron, 200V, "Epoxy" coating.....66c <input type="checkbox"/> 15 CRYSTAL DIODES, germanium, unmarketed, overruns.....15 for 66c <input type="checkbox"/> 10 "MISSILE" PRECISION resistors, 1/2% only; 1/2" L., 10 values 10 for 66c <input type="checkbox"/> 5 TRANSISTOR ELECTROLYTICS.....5 for 66c 	<ul style="list-style-type: none"> <input type="checkbox"/> 5 TRANSISTOR SOCKETS, 5 for 66c <input type="checkbox"/> 30 TUBULAR CONDENSERS, 0.001 to 5 mf to 1000 VV.....30 for 66c <input type="checkbox"/> 30 RESISTOR SPECIAL, 30 for 66c <input type="checkbox"/> 20 TUBE SOCKETS, incl. mini & shield base, mica-filled.....20 for 66c <input type="checkbox"/> "HOOK-UP" WIRE SPECIAL, 100-ft., all types, insulation colors.....66c <input type="checkbox"/> 30 CARBON RESISTORS, 1/2", 1/4", 1/8" & 5% tol. 11C, Erie etc. 30 for 66c <input type="checkbox"/> 15-PC. COBALT MAGNET SET, 10mg of magnetic tape.....15 pcs 66c <input type="checkbox"/> 1 CARBON MIKE TRANSFORMER, 100 ohms to 120K, by Stancor, sealed.....66c <input type="checkbox"/> 30 CERAMIC CONDENSERS, discs, foot to 40f, 15 values.....30 for 66c <input type="checkbox"/> 15 STANDARD KNOBS.....15 for 66c <input type="checkbox"/> 25 PLUG & RECEPTACLES auto, battery hi-fi, speakers, etc. 25 for 66c <input type="checkbox"/> 5 ELECTROLYTICS, FPs, tubular, singles, to triples, to 450V V 5 for 66c <input type="checkbox"/> 25 COILS, r.f. ant. osc., slug-tuned & L-match.....25 for 66c <input type="checkbox"/> 5 TRANSFORMERS, 1-f., 400ma, 202-kes, 10mg, mini size, top.....5 for 66c <input type="checkbox"/> 5 VOLUME CONTROLS, to 50-meg, sub-mini top, ea. val. diff.....5 for 66c <input type="checkbox"/> 15 ALLEN BRADLEY RESISTORS, world finest, most pop. values.....15 for 66c
---	---

Postage Chart \$5-\$10 Orders Add 85c \$2-\$5 Orders Add 55c

HOW TO ORDER: Check (✓) blocks to send check, cash, or M.O. (boxed) 30 days.

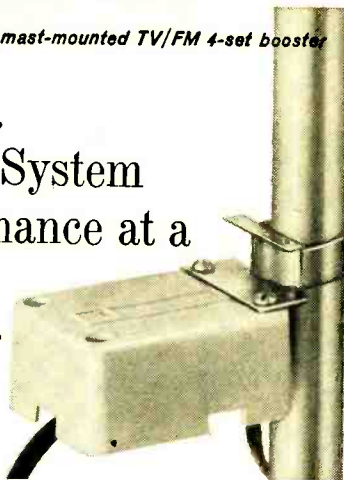
MIN. ORDER 4 KITS

LEKTRON

MAIL TO:
KIT KING DIVISION,
241-243 EVERETT AVE. CHELSEA 50, MASS.

new transistor, mast-mounted TV/FM 4-set booster

NOW... Master System Performance at a Home Booster Price!



BLONDER-TONGUE SIGNAL MASTER, AB-4... \$29.95

- Transistor circuit provides lowest noise, maintenance free operation—no tubes to burn out or replace—no heat dissipation problems.
- Mast mounting takes advantage of best signal-to-noise ratio—minimizes snow. (Can also be mounted at any convenient point along the download.)
- World's smallest and lightest booster—no additional weight or wind resistance on mast.
- Remote power supply at set uses 4 low-cost flashlight batteries for pure d.c.—eliminates AC power line, and components which may fail.
- Converts existing antenna into a powerful amplifier-distribution system.
- Eliminates costly installation of giant antenna arrays in most fringe areas.
- Improves FM reception (gain 12-15 db).
- Stripless 300-ohm terminals on booster and remote power supply for fast installation.
- No separate balun needed—matches impedance of antenna and TV sets.

ALL THIS PLUS . . . 4 set coupler incorporated in remote control power supply distributes fully isolated amplified signals for brilliant reception on up to 4 TV or FM sets. **GAIN:** 1 Set—up to 19 db on channel 2; up to 10.5 db on channel 13. 2 Sets—up to 14 db on channel 2; up to 6 db on channel 13. 3 Sets—up to 13 db on channel 2; up to 4 db on channel 13. 4 Sets—up to 10.5 db on channel 2; up to 2 db on channel 13.



Patent applied for

remote power supply

Sold thru distributors. For details write.

engineered and manufactured by

BLONDER-TONGUE

9 Alling St., Newark, N. J.

Canadian Div.: Benco Television Assoc., Toronto, Ont.

Export: Morhan Export Corp., New York 13, N. Y.

HOME TV ACCESSORIES • UHF CONVERTERS • MASTER TV SYSTEMS • CLOSED CIRCUIT TV SYSTEMS

building. Then Carl went outside and quickly fed the fine wire along a little groove cut in the sod beside the sidewalk running out from the building.

When Carl reached the main sidewalk, he ran the wire into a section notch that led to the foot of the mailbox. The speaker, with a short length of dark twine fastened to it for retrieving purposes, was dropped into the mailbox; and both the twine and the fine wire were Scotch-taped to the side of the box so that they would be as inconspicuous as possible. After this was done, Carl scampered back up to the room.

They did not have to wait long for a victim. Almost immediately a car swung to the curb, and a tall, gray-haired, pleasant-looking man stepped out and dropped a letter into the box.

"Thank you!" Jerry said into the speaker of his receiver. "We'll take care of this immediately. Not snow, nor rain, nor heat, nor gloom of night—and all that rot, you know." He snapped the switch.

The man turned on his heel and stared down at the mailbox for a few seconds. Then the grinning boys heard his pleasant, well-modulated voice coming from the speaker: "Thank you! I knew our post-office department was accommodating, but I didn't realize it went quite this far."

"Don't you feel a little silly talking to a mailbox?" Jerry asked.

"No, not at all," the man said, calmly taking a penlight from his breast pocket and beginning to examine the box. "I'm afraid I frequently talk to much less receptive ears."

As he finished speaking, he located the string and carefully lifted the little speaker from the box; then he pulled the cable taut, and it pointed an accusing finger straight at their window. The man snapped the wire loose from the speaker and started walking toward the building.

A COUPLE of minutes later the boys heard a knock at their door. Carl opened it to reveal the tall, gray-haired man standing there holding out their speaker.

"I believe this belongs to you," he said pleasantly. "May I come in?"

(Continued on page 92)

Always say you saw it in—POPULAR ELECTRONICS



"a CREI home study program helped me become an electronics engineer"

—Robert T. Blanks
 Engineer, Research & Study Division
 Vitro Laboratories, Silver Spring, Md.
 Division of Vitro Corporation of America



"THROUGH A CREI HOME STUDY PROGRAM I learned the practical theory and technology I needed to become a fully-qualified engineer—not a 'handbook' engineer, either—and I did it while I was on the job," says Robert T. Blanks. Today thousands of advanced electronics personnel—engineering technicians, engineers, administrators, executives—attribute their present high salaries and positions to their home study of CREI Programs in Electronic Engineering Technology.



DEMAND FOR CREI-PREPARED MEN today far exceeds the supply—has exceeded the supply for many years. Specifically designed to prepare you for responsible positions in electronics, CREI Home Study Programs are the product of 34 years of experience, include the latest advancements in the field. CREI's curricula was among the first accredited by the Engineers' Council for Professional Development. Here Blanks discusses CREI with Director Wayne G. Shaffer of Vitro Labs.



WHEN YOU ENROLL IN A CREI Home Study Program, you join more than 20,500 students working in electronics in all 50 states and most countries of the free world. One CREI Program helped Robert Blanks become an Electronics Engineer. Another helped Robert I. Trunnell become an Electronics Technician. While John H. Scofield—a Mathematician—is enrolled in still a different CREI Program relating mathematics to electronics. All work at Vitro Laboratories.



YOUR LIVING IS BETTER when you prepare for—and get—desired promotions through CREI Home Study. CREI alumnus Blanks is understandably proud of his home in a comfortable neighborhood. The positions of CREI-prepared men in such companies as Pan American Airways, Federal Electric Corporation, The Martin Company, Northwest Telephone Company, Mackay Radio Florida Power and Light and many others attest to the high calibre of CREI Programs.



YOUR WHOLE FAMILY BENEFITS. Engineer Blanks' growing family pitched in to provide free time for his CREI Home Study. Now they share his success. We invite you to check the thoroughness and completeness of CREI Home Study Programs in Electronic Engineering Technology in the catalog provided on request. For those who can attend day or evening classes in person, CREI maintains a Residence School in Washington, D.C. also offering ECPD Accredited Technical Institute Curricula.

INDUSTRY-RECOGNIZED CREI HOME STUDY PROGRAMS PREPARE YOU FOR INCREASED RESPONSIBILITIES, HIGHER-PAYING POSITIONS IN ELECTRONICS.

REQUIREMENTS FOR ENROLLMENT
 Pre-requisite is a high school education or equivalent plus basic electronics training and/or practical electronics experience. (Electronics experience and/or training not necessary for Residence School.) If you qualify, send for the latest CREI catalog at no cost. Veterans may apply under the G.I. Bill. If you're doubtful about your qualifications, let us check them for you. Mail coupon or send your qualifications to: The Capitol Radio Engineering Institute, Dept. 1209-H, 3224 Sixteenth St., N.W., Washington 10, D.C.



The Capitol Radio Engineering Institute

ECPD Accredited Technical Institute Curricula • Founded 1927
 Dept. 1209-H, 3224 Sixteenth St., N.W., Washington 10, D.C.
 I am interested in the opportunities offered by the CREI Home Study Programs in Electronic Engineering Technology. (Every COMPLETED Inquiry will be acknowledged.)

- I believe my qualifications as listed below meet CREI requirements. Please send me your latest catalog at no cost. Please check my qualifications below and let me know if I am eligible for CREI Home Study Programs.

- CHECK FIELD OF GREATEST INTEREST:** Servo and Computer Engineering Technology Automation and Industrial Electronic Engineering Technology Electronic Engineering Technology Nuclear Engineering Technology Aero and Navigational Engineering Technology

My educational and Electronics experience qualifications are: (All information held in confidence)

Employed by

Type of present work

Education: Years High School..... Other.....

Electronics Experience.....

Name..... Age.....

Address.....

City..... Zone..... State.....

Check: Home Study Residence School G.I. Bill

for the Newest Kits, the Finest Quality,
the Greatest Values . . . look to Heathkit,
the world's shopping center for Electronic Kits



Deluxe . . . tops in Heathkit stereo/hi-fi styling with luggage-tan vinyl-clad cabinets, plastic fronts, refracted lighting. Choose matching tuner and amplifier. Left: **AA-100** 50 watt stereo amplifier, 31 lbs. **\$84.95**

Everything is NEW




20 New Stereo Hi-Fi Kits . . . Tuners, Multiplex, Amps., Speakers, from \$16.88 up! Above: **AA-11** Deluxe Stereo Preamp., 19 lbs. . . . **\$84.95**



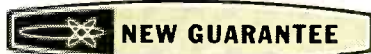
New "Walkie-Talkies" . . . Deluxe Superhet. 9-Trans. & Economy 4-Trans. Regen. Both in handsome styling. Above: **"Deluxe" GW-21** 3 lbs. **\$44.95**



Short Wave Listeners Radio . . . Circuit board; beige, aqua steel cab.; four bands, 550 kc—30 mc; lighted meter & dial. **GR-91** 9 lbs. . . . **\$42.50**



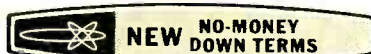
8 New Test Instruments . . . Capacitor Checker, "Handy-Lab," Transistor Tester, Scope, kit & wired VTVM's. Above: **IM-20 "Handy-Lab,"** 2 lbs. **\$14.95**



We guarantee that you can build any Heathkit!


The Heath Company *unconditionally guarantees* that you can build any Heathkit product and that it will perform in accordance with our published specifications, by simply following and completing our check-by-step instructions, or your purchase price will be cheerfully refunded.

This Heathkit guarantee, unprecedented in the industry, is made possible by our millions of satisfied customers who have proved that building a Heathkit requires no special background, experience, skills or training.



It's easiest to buy Heathkit! With these new *no-money down* terms you can order the Heathkits of your choice . . . send no down payment . . . and take as long as 18 months to pay! These new, relaxed terms, coupled with our guarantee that you can build any Heathkit, are your assurance of complete satisfaction with your purchase. Any order for \$25.00 to \$600.00 worth of Heathkit equipment is eligible for these new easy time-pay terms; write for details on orders over \$600.00. See the order blank in the new 1962 Heathkit catalog or send for application forms.

NEW is the key word this fall at Heath! NEW KITS . . . in every product line . . . forty new kits, bringing the total to over 250 to choose from . . . the world's largest selection of electronic kits! NEW STYLING . . . three new styling concepts for stereo /hi-fi, completely coordinated . . . new test instrument styling . . . newly styled citizen's band equipment . . . new variations on the Heathkit amateur radio theme. NEW GUARANTEE . . . assures your kit building success, regardless of your background or experience. NEW NO-MONEY DOWN TERMS . . . easier than ever to buy . . . your assurance of complete satisfaction. NEW FREE CATALOG . . . 100 pages . . . the world's biggest kit catalog . . . better, too, with larger photos, complete descriptions and specifications, and now with kit schematics for your complete buying information. Look to Heathkit for the NEW!



Mid-Range . . . styling combines deluxe and popular motifs; tan vinyl-clad cabs., charcoal-grey fronts, for tuner and amps.
Left: **AJ-11 AM/FM Tuner.**
19 lbs. . . . **\$69.95**




Popular . . . striking charcoal grey steel cabinets with ivory accents. Choose tuners and amplifiers.
Left: **AA-161 14 watt monophonic amp-pre-amp.**
15 lbs. . . . **\$33.54**

at

HEATH



5 New Amateur Radio Kits
... VFO, Tunnel-Diode "Dip" Meter, Basic Receiver, "Q" Multiplier, CW Transmitter.
Above: **HG-10 VFO.**
2 lbs. . . . **\$34.95**



Another New Educational Kit . . . Two-Part Basic Radio Course (EK-2A & 2B). Each has authoritative textbook and parts for radio receiver.
6 lbs. . . . **\$19.95**



The World's Shopping Center for Electronic Kits

Send for your FREE copy of the 1962 Heathkit catalog . . . the world's biggest kit catalog . . . 100 pages packed with over 250 kits . . . big new page size, big photos, complete descriptions, specs., schematics . . . we'll be glad to send your friends a copy too!



HEATH COMPANY
Benton Harbor 10, Michigan



Please send Free Heathkit catalog.


NAME

ADDRESS

CITY

ZONE

STATE



**SELL YOUR USED
EQUIPMENT Through
POPULAR ELECTRONICS'
Classified Columns!**

The 400,000 purchasers of **POPULAR ELECTRONICS** are always interested in good used equipment or components. So, if you have something to sell, let PE readers know about it through our classified columns. It costs very little: **just 60¢ a word**, including name and address. Minimum message: 10 words.

For
further
information
write:

Martin Lincoln
POPULAR ELECTRONICS
One Park Avenue
New York 16, N. Y.

**Strictly for SWL's
who want Better Listening!**

2 Multi-band Antennas
by MOSLEY

Experienced Short Wave Monitors know that a resonant antenna at any one band of frequencies is much more efficient than a random length of wire.

Here are two MOSLEY Dipole Antennas designed to provide the utmost in antenna performance because each is resonant at a number of short wave frequency bands!

Each antenna comes in easy-to-assemble kit form and is complete with wire, weather-proof trap assemblies, center connector, end insulators and 100 feet of 75 ohm lead-in. A pair of wire-cutting pliers will be all you need to quickly assemble either antenna. Attach end insulators to convenient supports, connect lead-in to receiver . . . and tune in new horizons of exciting short wave listening!

Model SWL-7 - Covers 11, 13, 16, 19, 25, 31 & 49 Meter Short Wave Broadcast Bands. SWL Net Price, \$14.75

Model RD-5 - Covers 10, 15, 20, 40 & 80 Meter Amateur Bands. SWL Net Price, \$15.75

See your favorite SWL and Ham Equipment Dealer Today!

Beams and Verticals are fine for SWL DX-ing, too! MOSLEY makes 'em all! Write for free literature.

Mosley Electronics, Inc.

BRIDGETON,
MISSOURI

The stammering youths pushed the guest chair toward him and sat down at their respective desks.

"Now, I don't like to be a kill-joy," the man began, "but I wonder if you two have ever heard about the severe penalties exacted for tampering with the U. S. mails or post-office department properties."

Neither boy uttered a word.

"Well, they are rather serious," the man continued, as he casually looked over the rat's nest of wires on the window ledge. "If you had bothered to look, you would have seen that the mail is supposed to be picked up from that box about this time. In fact, there's the truck now. If the mailman had found your speaker and reported it, as he is supposed to do, you might have gotten into a bit more trouble than you anticipated. That's why I brought your speaker back to you."

He took hold of the doorknob as he finished speaking. "I like to see students who have imagination and ingenuity," he commented, "and I trust that before long you two will have enough demand on these qualities from your studies so that there won't be much left over for pranks."

"Thanks a lot, sir," Jerry recovered himself enough to say. "We never thought about tampering with the mails. Are you an instructor here at the university, or something?"

"Or something" possibly covers it," the man admitted with a smile. "Pardon me for not introducing myself. I am Mr. Hedde, the president of this university. And I see by the nameplate on the door that you are Jerry Bishop and Carl Anderson. Welcome to Parvoo University, men. I hope your stay here is a pleasant and richly rewarding one and that you will bring credit to our school. Good night."

He was gone, leaving behind two white-faced youths staring open-mouthed at each other.

"Good gravy," Jerry breathed; "fifteen thousand people on the campus and we have to pick out the president to get smart with! We're certainly off to a great start."

"Yeah," Carl said shakily. "Let's put those radios back together and turn in before we get expelled!"

-50-

SHORT-WAVE MONITOR CERTIFICATE APPLICATION

To become a Short-Wave Monitor registered with POPULAR ELECTRONICS, just follow these simple directions:

- 1 Fill out the form below. (You must be a short-wave listener presently active in the hobby to be eligible for a Short-Wave Certificate.)
- 2 Send us 10 cents in coin to cover the cost of the certificate as well as the handling and registration

costs. If you live outside the United States and cannot obtain U.S. coins, send either 15 cents in Canadian currency or two International Reply Coupons (IRC's).

- 3 Insert the application form, coins (or IRC's) and a stamped, self-addressed envelope in another envelope and mail it to:

Monitor Registration, POPULAR ELECTRONICS
One Park Avenue, New York 16, N.Y.

(Please Print)

Name

Address City Zone State

Receivers	Make	Model
	Make	Model
Principal SW Bands Monitored	Number of QSL Cards Received	
Type of Antenna Used		
Signature	Date	

TV-RADIO Servicemen or Beginners...

Send for *Coyne's*
7-Volume Job-Training Set
on 7-Day **FREE TRIAL!**



The First
Practical
TV-RADIO-
ELECTRONICS
Shop
Library!

Like Having An Electronics Expert Right At Your Side!

Answers ALL Servicing Problems QUICKLY. . .
Makes You Worth More On The Job!

Put money-making, time-saving TV-RADIO-ELECTRONICS know-how at your fingertips—examine Coyne's all-new 7-Volume TV-RADIO-ELECTRONICS Reference Set for 7 days at our expense! Shows you the way to easier TV-Radio repair—time saving, practical working knowledge that helps you get the BIG money. How to install, service and align ALL radio and TV sets, even color-TV, UHF, FM and transistorized equipment. New photo-instruction shows you what makes equipment "tick." No complicated math or theory—just practical facts you can put to use immediately right in the shop, or for ready reference at home. Over 3000 pages; 1200 diagrams; 10,000 facts!

SEND NO MONEY! Just mail coupon for 7-Volume TV-Radio Set on 7-Day FREE TRIAL! We'll include the FREE BOOK below. If you keep the set, pay only \$3 in 7 days and \$3 per month until \$27.25 plus postage is paid. Cash price only \$24.95. Or return set at our expense in 7 days and owe nothing. Either way, the FREE BOOK is yours to keep. Offer limited, so act NOW!

"LEARNED MORE FROM THEM THAN FROM 5 YEARS WORK!"
"Learned more from your first two volumes than from 5 years work."
—Guy Bliss, New York
"Well set for either the serviceman or the beginner. Every service bench should have one."—Melvin Masbruch, Iowa.

FREE DIAGRAM BOOK!

We'll send you this big book, "150 Radio-Television Picture Patterns and Diagrams Explained", ABSOLUTELY FREE just for examining Coyne's 7-Volume Shop Library servicing time by reading picture-patterns, plus schematic diagrams for many TV and radio sets. Yours FREE whether you keep the 7-Volume Set or not. Mail coupon TODAY!



- VOL. 1—EVERYTHING ON TV-RADIO PRINCIPLES!** 300 pages of practical explanations; hundreds of illustrations.
- VOL. 2—EVERYTHING ON TV-RADIO-FM RECEIVERS;** 403 pages; fully illustrated.
- VOL. 3—EVERYTHING ON TV-RADIO CIRCUITS!** 336 pages; hundreds of illustrations, circuit diagrams.
- VOL. 4—EVERYTHING ON SERVICING INSTRUMENTS!** How they work, how to use them. 368 pages; illustrated.
- VOL. 5—EVERYTHING ON TV TROUBLESHOOTING!** Covers all types of sets. 437 pages; illustrations, diagrams.
- VOL. 6—TV CYCLOPEDIA!** Quick and concise answers to TV problems in alphabetical order, including UHF, Color TV and Transistors; 868 pages.
- VOL. 7—TRANSISTOR CIRCUIT HANDBOOK!** Practical Reference covering Transistor Applications; over 200 Circuit Diagrams; 410 pages.

BOOKS HAVE BRIGHT, VINYL CLOTH WASHABLE COVERS

FREE BOOK—FREE TRIAL COUPON!

Educational Book Publishing Division
COYNE ELECTRICAL SCHOOL
1455 W. Congress Parkway, Dept. 91-PE, Chicago 7, Ill.
Yes! Send me COYNE'S 7-Volume Applied Practical TV-RADIO-ELECTRONICS Set for 7-Days FREE TRIAL per offer. Include "Patterns & Diagrams" book FREE!

Name Age


Address

City Zone State

Check here if you want Set sent C.O.D. Coyne pays postage on C.O.D. and cash orders. 7-Day Money-Back Guarantee.

Coyne Educational Book Publishing Division
ELECTRICAL SCHOOL
1455 W. Congress Parkway Dept. 91-PE Chicago 7, Illinois

LAFAYETTE is America's Citizens Band Headquarters



Ship to Shore



On the Farm



Construction Work



**NO LICENSES,
TESTS OR
AGE LIMITS**

9 LAFAYETTE TRANSISTOR CITIZENS BAND "WALKIE TALKIE"

39.95
2 for 78.88
NO MONEY DOWN

- Completely Wired—Ready to Operate • Fully Transistorized—9 Transistors plus 1 Diode • Uses Inexpensive Penlight Batteries
- No License, Tests or Age Limits • Comes with Leather Carrying Case, Earphone, Antenna, Batteries and Crystals

As simple and easy to use as the telephone—and twice as handy. Receives and transmits up to 1.5 miles under average conditions. Weighs only 18-oz. and slips into your pocket. Push-to-talk button operates built-in speaker as sensitive microphone.


HE-29A

LAFAYETTE HE-20A

Citizens Band TRANSCEIVER

- Pi-Network for Greater Power Output • Calibrated "S" Meter • Series Gate Noise Limiter • Tuneable Superhet Receiver over all 23 Channels • 4 Crystal-Controlled Transmit Positions • 4 Crystal-Controlled Receive Positions • Dependable Push-To-Talk Ceramic Microphone & Relay • Illuminated Dial • Built-in 12-Volt Power Supply • Complete with Matched Crystals for Channel 9

109⁵⁰
NO MONEY DOWN



Made in U.S.A.

LAFAYETTE HE-15A Citizens Band TRANSCEIVER



Made in U.S.A.

SUPERHET

ONLY 59⁵⁰
NO MONEY DOWN

- Completely Wired—Not A Kit • 5 Crystal-Controlled Transmitting Positions • Tuneable Receiver Over Full 23 Channels • High Output Ceramic Microphone • Complete with Transmitting Crystal for Channel 9

A compact, precision transmitter and receiver covering up to a 20 mile or more radius, depending upon conditions. The HE-15A features an effective full-wave variable noise limiter, planetary vernier tuning. RF and microphone jack on front panel, 12 tube performance from 4 dual-function tubes, 2 single-function tubes, 2 rectifiers.

- HE-19 Telescoping Whip Antenna Net 3.95
- HE-16 Power Supply for 12 Volts Net 10.95
- HE-18 Power Supply for 6 Volts Net 10.95

LAFAYETTE ALL-IN-ONE CITIZENS BAND MOBILE ANTENNA

The Scoop Buy for Citizens Band Mobiles

6.95

HE-800WX

- Chrome Swivel Base • Stainless Steel Spring
- 102 1/2" Stainless Steel Whip for Optimum 11-Meter Performance

Chrome swivel ball mount base designed for mounting on any surface. Stainless steel spring holds rod in properly adjusted position and prevents rod damage from shocks and blows. Stainless steel whip for maximum resiliency and strength.



NEW! LAFAYETTE RADIO FIELD INDICATOR

TM-14

6.95

- Continuously Indicates Transmitter Output • Rugged 200 ua Meter Movement • Requires No Electricity, Batteries or Transmitter Connection

Check the performance of marine, mobile or fixed transmitter. Features a 200 ua meter movement with variable sensitivity control. Earphones can be plugged in for an aural check of output. Antenna extends from 3 1/4" to 10 3/4". Magnet on bottom plate allows easy mounting on car dash or metal surfaces. Size, less antenna, 3 1/8"W, 2 1/4"H, 2"D.



LAFAYETTE RADIO

PLEASE INCLUDE SHIPPING CHARGES WITH ORDER
165-08 LIBERTY AVENUE, JAMAICA 33, N. Y. • OTHER LOCATIONS

NEW YORK, N. Y.
100 6th Avenue

NEWARK, N. J.
24 Central Avenue

BRONX, N. Y.
542 E. Fordham Rd.

PARAMUS, N. J.
182 Route 17

BOSTON, MASS.
110 Federal Street

PLAINFIELD, N. J.
139 W. 2nd Street

LAFAYETTE

Engineered To Professional Standards . . . Designed For The Home . . . Dedicated To Music



STEREO HI-FIDELITY COMPONENTS

Announcing . . . The New Lafayette Multiplex Tuner.

NEW! LAFAYETTE LT-700 Criterion FM STEREO MULTIPLEX TUNER

Ready for Stereo and no Adapter Needed . . . opening a new era in stereo, the new Lafayette Criterion FM Stereo Multiplex Tuner is entirely self contained with its own built-in multiplex facilities. Capable of achieving the highest Laboratory Standards, its exceptional selectivity and sensitivity together with drift-free AFC performance insures effective reception of even the weakest multiplex or monaural FM signals.



Made in U.S.A.

FACTORY WIRED & TESTED **129.50**



Made in U.S.A.

KT-250A **74.50**
in Kit Form

LA-250A **99.50**
Completely Wired

KT-250A 50 WATT INTEGRATED STEREO AMPLIFIER

- 50-Watts Monophonically—25 Watts Each Stereo Channel
- Response: 15-40,000 cps \pm .5db (at normal listening level)
- Separate Bass & Treble Controls • 3rd Channel Output

Pacesetter quality, performance and design. Features include: unique "Blend" control for continuously variable channel separation—from full monaural to full stereo, 4-position Selector, Mode, Loudness and Phase switches. Also provides outputs for 4, 8, and 16 ohm speakers. Hum-free operation is insured by use of DC on all preamp and tone control tubes. Individual bias and balance controls. Harmonic distortion, less than 0.25%. IM distortion, less than .5%. Hum and noise 77db below full output. 14 $\frac{1}{2}$ "x12 $\frac{3}{4}$ "x5 $\frac{1}{2}$ "H. Shpg. wt., 28 lbs.

Criterion PROFESSIONAL STEREO CONTROL CENTER KT-600A

- Bridge Control Provides Variable 3rd Channel Output
- Tape Head Playback Equalization for 4-Track Stereo
- Response 5-30,000 cps \pm 1 db • Precise "Null" Balancing System
- Variable Cross Channel Signal Feed Eliminates Hole-In-The-Middle Effects

Sensitivity 2.2 mv for 1 volt out. Dual low impedance "plate follower" outputs 1500 ohms. Less than .03% IM distortion; less than .1% harmonic distortion. Hum and noise 20 db below 2 volts. 14x10 $\frac{1}{2}$ x4 $\frac{1}{2}$ ". Shpg. wt., 16 lbs.




KT-600A **79.50**
in Kit Form

LA-600A **134.50**
Completely Wired

Made in U.S.A.

MADE IN U.S.A.



KT-550 **134.50**
in Kit Form

LA-550 **184.50**
Completely Wired

KT-550 100-WATT Criterion BASIC STEREO AMPLIFIER

- Rated at 50-Watts per Channel
- Response from 2-100,000 cps; 0-1 db at 1-Watt
- Massive Crain Oriented Silicon Steel Transformers • Multiple Feedback Loop Design (over 50 db) • Metered Calibration Control Panel • Absolutely Stable Under Any Conditions of Load

A new "Laboratory Standard" dual 50-watt amplifier guaranteed to outperform any basic stereo amplifier on the market. Advanced engineering techniques plus the finest components ensure flawless performance. Distortion levels so low they are unmeasurable. Hum and noise better than 90 db below 50-watts. Complete with metal enclosure. 9 $\frac{3}{4}$ "x12 $\frac{1}{2}$ "x4". Shpg. wt., 60 lbs.

FREE!

Lafayette Radio
Dept. H11-2
P. O. Box 190
Jamaica 31, N. Y.

340 Giant Size Pages **YOURS FOR THE ASKING**

Send FREE 1962 Catalog featuring the full line of Lafayette Stereo Components.

\$ Enclosed for Stock No.

Name _____
Address _____
City _____ Zone _____ State _____

Cooking Up Blueprints

(Continued from page 61)

cover the words starting with "one" after the desired exposure time. Total exposure for each section of strip "B" was: "One"—30 seconds; "Two"—1 minute; "Three"—2 minutes; "Four"—4 minutes; "Five"—8 minutes; "Six" and "Seven"—16 minutes.

Strip "C" was exposed in the same manner, although it was placed at a distance of 20 inches from the sun lamp. In addition, the total time was extended to give "Seven" an exposure of 32 minutes. The other sections were exposed exactly as they were on strip "B." On strip "C," the word "Five" has about optimum exposure—8 minutes.

Obviously, the background will be too dark if exposure is insufficient. Similarly, the lines get thin and start to fade if exposure is excessive.

Helpful Hints. When typing material for duplication, place a piece of carbon paper with its coated side against the back of the sensitized sheet. This will

make a darker copy, since the type will appear on the front of the sheet with the carbon copy directly behind it on the back of the same sheet. Alternatively, tissue, "onion skin," or tracing paper can be used to reduce the required exposure time, since a thinner paper will pass more light.

In order to get a more even distribution of the ammonia fumes so that developing will take place uniformly at the top and bottom of the jar, you can make an arrangement like that shown on page 61. A vertical wire in the center of the jar was wrapped with a cloth which was then saturated with ammonia. The bottom end of the wire was bent to form a base that would rest on the bottom of the jar.

If you can't find a wide-mouth glass jar that is large enough, try the restaurants. They get pickles and other foods in one-gallon glass jars 10" high with a screw-on lid approximately 4 3/4" in diameter. You'll need more ammonia with these jars, of course, but you'll find that they are almost "made to order" for the purpose. -30-

34

¢

ELECTRONIC MARKET
1 YEAR GUARANTEED
RADIO-TV TUBES

EACH

\$32
Per 100 TUBES

ELECTRONIC MARKET
3750 E. 10th CT. HIALEAH, FLORIDA
Phone: OXford 1-5331
ONE OF THE LARGEST INVENTORIES IN THE COUNTRY

All tubes not necessarily new. But may be electronically perfect factory 700s or used. Each clearly marked. All tubes individually boxed and guaranteed. Partial listing only. Thousands. More tubes in stock.

180TCT	607	608	609	610	611	612	613	614	615	616	617	618	619	620	621	622	623	624	625	626	627	628	629	630	631	632	633	634	635	636	637	638	639	640	641	642	643	644	645	646	647	648	649	650	651	652	653	654	655	656	657	658	659	660	661	662	663	664	665	666	667	668	669	670	671	672	673	674	675	676	677	678	679	680	681	682	683	684	685	686	687	688	689	690	691	692	693	694	695	696	697	698	699	700	701	702	703	704	705	706	707	708	709	710	711	712	713	714	715	716	717	718	719	720	721	722	723	724	725	726	727	728	729	730	731	732	733	734	735	736	737	738	739	740	741	742	743	744	745	746	747	748	749	750	751	752	753	754	755	756	757	758	759	760	761	762	763	764	765	766	767	768	769	770	771	772	773	774	775	776	777	778	779	780	781	782	783	784	785	786	787	788	789	790	791	792	793	794	795	796	797	798	799	800	801	802	803	804	805	806	807	808	809	810	811	812	813	814	815	816	817	818	819	820	821	822	823	824	825	826	827	828	829	830	831	832	833	834	835	836	837	838	839	840	841	842	843	844	845	846	847	848	849	850	851	852	853	854	855	856	857	858	859	860	861	862	863	864	865	866	867	868	869	870	871	872	873	874	875	876	877	878	879	880	881	882	883	884	885	886	887	888	889	890	891	892	893	894	895	896	897	898	899	900	901	902	903	904	905	906	907	908	909	910	911	912	913	914	915	916	917	918	919	920	921	922	923	924	925	926	927	928	929	930	931	932	933	934	935	936	937	938	939	940	941	942	943	944	945	946	947	948	949	950	951	952	953	954	955	956	957	958	959	960	961	962	963	964	965	966	967	968	969	970	971	972	973	974	975	976	977	978	979	980	981	982	983	984	985	986	987	988	989	990	991	992	993	994	995	996	997	998	999	1000
--------	-----	-----	-----	-----	-----	-----	-----	-----	-----	-----	-----	-----	-----	-----	-----	-----	-----	-----	-----	-----	-----	-----	-----	-----	-----	-----	-----	-----	-----	-----	-----	-----	-----	-----	-----	-----	-----	-----	-----	-----	-----	-----	-----	-----	-----	-----	-----	-----	-----	-----	-----	-----	-----	-----	-----	-----	-----	-----	-----	-----	-----	-----	-----	-----	-----	-----	-----	-----	-----	-----	-----	-----	-----	-----	-----	-----	-----	-----	-----	-----	-----	-----	-----	-----	-----	-----	-----	-----	-----	-----	-----	-----	-----	-----	-----	-----	-----	-----	-----	-----	-----	-----	-----	-----	-----	-----	-----	-----	-----	-----	-----	-----	-----	-----	-----	-----	-----	-----	-----	-----	-----	-----	-----	-----	-----	-----	-----	-----	-----	-----	-----	-----	-----	-----	-----	-----	-----	-----	-----	-----	-----	-----	-----	-----	-----	-----	-----	-----	-----	-----	-----	-----	-----	-----	-----	-----	-----	-----	-----	-----	-----	-----	-----	-----	-----	-----	-----	-----	-----	-----	-----	-----	-----	-----	-----	-----	-----	-----	-----	-----	-----	-----	-----	-----	-----	-----	-----	-----	-----	-----	-----	-----	-----	-----	-----	-----	-----	-----	-----	-----	-----	-----	-----	-----	-----	-----	-----	-----	-----	-----	-----	-----	-----	-----	-----	-----	-----	-----	-----	-----	-----	-----	-----	-----	-----	-----	-----	-----	-----	-----	-----	-----	-----	-----	-----	-----	-----	-----	-----	-----	-----	-----	-----	-----	-----	-----	-----	-----	-----	-----	-----	-----	-----	-----	-----	-----	-----	-----	-----	-----	-----	-----	-----	-----	-----	-----	-----	-----	-----	-----	-----	-----	-----	-----	-----	-----	-----	-----	-----	-----	-----	-----	-----	-----	-----	-----	-----	-----	-----	-----	-----	-----	-----	-----	-----	-----	-----	-----	-----	-----	-----	-----	-----	-----	-----	-----	-----	-----	-----	-----	-----	-----	-----	-----	-----	-----	-----	-----	-----	-----	-----	-----	-----	-----	-----	-----	-----	-----	-----	-----	-----	-----	-----	-----	-----	-----	-----	-----	-----	-----	-----	-----	-----	-----	-----	-----	-----	-----	-----	-----	-----	-----	-----	-----	-----	-----	-----	-----	-----	-----	-----	-----	-----	-----	-----	-----	-----	-----	-----	-----	-----	-----	-----	-----	-----	-----	-----	-----	-----	-----	-----	-----	-----	-----	-----	-----	-----	-----	-----	-----	-----	-----	-----	------

ORDER SHIPPED SAME DAY RECEIVED

SHIPPING INSTRUCTIONS: ELECTRONIC MARKET PAYS YOUR POSTAGE on orders of \$10 or more in U.S.A. and Territories. Send approx. postage on Canadian and foreign orders. Any order less than \$10 requires 25¢ handling charge. Send 25% on C.O.D.'s.

ANY RECEIVER TUBE NOT LISTED ALSO AVAILABLE AT 34¢ EACH!

GO WITH EXCLUSIVE GRANCO FM CAR RADIO CONVERTER!

A GRANCO FIRST!

Add the beauty in sound of Granco FM to AM car radio in a marvel of minutes. Superb quality—with Automatic Frequency Control... compact design—only 1 1/4" thick... and ease of installation make this Granco innovation a "must" for every car owner, especially at this low, low price. Available at radio and auto accessory shops everywhere. **ONLY \$4995**

WRITE FOR FREE LITERATURE
GRANCO America's Leading Specialist in FM
DIVISION • DUMONT EMERSON CORP. Dept. P,
680 FIFTH AVENUE, N. Y. 19

The Monitor Meter

(Continued from page 55)

Connect a signal generator to the antenna, or hold the unit's antenna near a grid dip oscillator (GDO) or a variable frequency oscillator (VFO). Advance the *Gain* control (*R1*) halfway, set *S3* to the *Low* position, and feed in any signal between 3 and 7.5 mc. Capacitor *C1* should now be tuned for a maximum reading on the meter, and the gain reduced or increased so that the meter reads 100%.

Next, set the oscillator to the 80-meter band, tune *C1* for maximum meter reading, and mark the dial accordingly. Do the same for the 40-meter band, then set *S3* to the *High* position and repeat the calibration for 20, 15, 11, and 10 meters.

Operation. Set switch *S2* to the calibrate (*Cal*) position. Using *C1*, tune in the transmitter's signal for maximum indication on the meter, and then adjust the *Gain* control (*R1*) so the meter reads exactly 100%. (Move your hand away from the Monitor Meter to eliminate any possible detuning.) Now set *S2* to *Mod* and speak into the microphone. The peak meter reading is the percentage of modulation.

To be certain the transmitter is not overmodulated, adjust the transmitter's modulation control so that the meter peaks at about 85% modulation. As far as the receiving station is concerned, there is no appreciable difference between 85% and 100% modulation (85% modulation is 1.5 db below 100%, and a difference of 1.5 db in speech is barely detectable). However, the 1.5-db reserve will keep the occasional "high peak" from overmodulating the transmitter.

To check audio quality, insert a set of headphones into the monitor jack, throw *S2* to *Cal*, and adjust *R1* for a meter reading of 100%. When high-impedance phones are used, the audio can be monitored simultaneously with the percent reading.

The Monitor Meter can also be used as a sensitive field strength meter (FSM) by simply setting *S2* in the *Cal* position and advancing *R1*. Again, be careful that you don't exceed the 100% mark on the meter scale.

Bigger than ever...
better than ever



FREE
ELECTRONICS
CATALOGS
for 1 full year

from Radio Shack
Boom-center of Electronics

Mail coupon! See the greatest line of electronics for "pro," amateur, music lover! Receive 1961-62 Buying Guide of 336 pages, 1/2 larger than last year, PLUS exciting supplements for 1 full year! Hundreds of famous brands and our private label Stereo, Hi-Fi, Ham Radio, Tapes, Records, Parts, 30 pgs. of Kits. New No Money Down credit terms. Satisfaction guaranteed.

RADIO SHACK CORP.
730 Commonwealth Ave., Boston, Mass.

MAIL
Coupon
TODAY

RADIO SHACK Corp. Dept. 61J7A
730 Commonwealth Ave., Boston 17, Mass.
Send me Radio Shack's famous electronics catalogs for 1 full year—FREE, POSTPAID.

Name _____
Address _____
City _____ Zone _____ State _____

SAVE MORE with

• Tested for mutual conductance in our labs!
• 1-Yr. free replacement guarantee!
• Prompt refunds on defective mids.

SONAR
TUBES

Spec. Pur. & Trmtk. and Ind. Tubes									
Type	Price	Type	Price	Type	Price	Type	Price	Type	Price
OA2	70	2N150A	8.00	829E	7.00	2025A	.90	61B53	.80
OA3	70	5849Y	1.00	829E	5.00	2025B	.90	5814A	.80
OA4	75	6J4	6.50	802A	5.50	20Z5V	1.10	6080	2.75
OB2	45	6J4WA	1.15	872A	1.05	5880	1.50	6802	3.15
OB3	65	5129	5.00	885	.70	5702	1.50	6140	2.75
OC3	50	5129	5.00	885	.70	5703	.90	6140	2.75
OD3	40	50TTL	32.00	954	.90	5725	.90	6189	1.00
2D21	55	807	8.50	955	.30	5726	.90	6201	1.00
2E26	1.95	813	7.20	957	.30	5731	.90		
3A4	45	815	7.20	957	.30	5731	.90		

RECEIVING TUBES									
Type	Price	Type	Price	Type	Price	Type	Price	Type	Price
OZ1	24P3	3BC5	88	5Y8	30	7A4/XXL	42	5Z5	10
1A7GT	45	3HNG	48	5U4	30	7AG	42	5Z5LGT	10
1B2CT	45	3H2H	80	5V6GT	49	ZAC	42	5Z5	44
1H1G	52	3C70	40	5X4GT	45	Z6T	42	5C5	45
1H5GT	49	3C76	41	5X8	45	Z6T	42	5C5	45
1L4	31	3C95	42	5Y3GT	45	12A8	42	50W4	48
1L6	39	3L14	42	5Y3GT	45	12A9	42	50W4	48
1L6	42	304	44	6AR5	42	12A7	42	50W4	48
1L6GT	42	304	44	6AR5	42	12A7	42	50W4	48
1Q5GT	44	3V4	44	6AH6	40	12A6	42	50W4	48
1H8	41	1BQ7A	45	6AC7	40	12A6	42	50W4	48
1H8	39	2E7	62	6AR4	35	14A7/12B7	40	50W4	48
1L4	41	5A8S	44	6AR4	35	14B6	48	50W4	48
1U5	41	5A8S	44	6AG7	40	14B6	48	50W4	48
1V2	45	5A7N	44	6AH4GT	40	14B6	48	50W4	48
1X2	49	5AV4	44	6AH6	40	14B6	48	50W4	48
1A3	52	5BK7	40	6AR5	42	19AUGT	48	50W4	48
1A3	52	5BK7	40	6AR5	42	19AUGT	48	50W4	48

6-12 VIBRATORS .89c each

SONAR
ELECTRONIC TUBE CO.
112 Martin St.
Paterson 3, N. J.

All tube prices not nec. new, but may be elec. price. fac. 218 or used. Ea. clearly marked. All price incl. 25¢ hdlg. chg. Orders under \$7. Inc. 25% dep. on C.O.D.'s. Send approx. price on Canada & foreign orders. Write for comp. list of tubes & spec. prep. tubes.

the 1962
**PHOTOGRAPHY
 ANNUAL
 IS A GEM!!**



The editors of POPULAR PHOTOGRAPHY have gathered the finest, most beautiful pictures of the year for the 1962 edition of PHOTOGRAPHY ANNUAL. It's a glittering array of the jewels of the world of photography: page after page of great pictures that illustrate the many facets of the camera. Once again the publication of PHOTOGRAPHY ANNUAL is the crowning achievement of the photographic year! Here are some of the highlights of the 1962 PHOTOGRAPHY ANNUAL:

- a 12-page portfolio of photographs by Edward Steichen
- portfolios on beauty and fashion pictures... architectural photography...humorous, off-beat photos
- award-winning ads which used photography for dramatic effects
- memorial portfolio on the work of the late Edward Feingersh
- International Portfolio: pictures from all over the world!

and this special feature:

- W. Eugene Smith's favorite unpublished photographs

You won't want to miss the sparkling collection of pictures in the 1962 PHOTOGRAPHY ANNUAL! It's on sale September 5th, so be sure to reserve your copy at your favorite newsstand today. Or send in this coupon and we'll send you a copy on the day of publication. Only \$1.25.

Popular Photography Book Service
 Department 1046
 One Park Avenue
 New York 16, New York

Please send me a copy of the 1962 PHOTOGRAPHY ANNUAL. I enclose \$1.25, the cost of PHOTOGRAPHY ANNUAL, plus 10c to cover mailing and handling charges.

NAME _____

ADDRESS _____

CITY _____

ZONE _____ STATE _____

2021

Operation Telephone 1965

(Continued from page 44)

when your line is busy. But to do this, the phone company has to wire in separate circuits, including special relays at the central office. Once the circuit is in, it is permanent. And since extra labor and equipment are involved, it is relatively expensive.

With the electronic system, no wiring changes at all are required. The computer which controls the system has memory circuits. Instruct it to ring another phone when your phone is busy, and it complies without so much as a single wiring change.

Other arrangements which are now completely impossible will be a snap with the electronic system. For example, our present setup cannot let you reach regularly called numbers by dialing only two digits instead of the usual seven. But the computer finds this chore simple. And since the electronic giant acts with such tremendous speed, it can take care of thousands of such special requests without interrupting its normal service.

The new system even diagnoses its own troubles, and in some cases repairs them. If a certain circuit goes out of order, the computer automatically switches in a spare. Then it runs a number of checks on the bad unit, diagnoses the trouble, and writes instructions for replacing the faulty part on a teletypewriter. It also periodically checks some 800 critical voltages throughout the system and lists them on the teletype. If any voltages are off, technicians can cure the developing trouble before it becomes serious.

The system's teletype, by the way, is a vehicle for two-way communications—technicians also use it for "talking" to the computer. Let's say, for example, that you want all incoming calls to your office switched to your home phone from five o'clock every afternoon to nine each morning. You simply call the telephone company, and an operator—using the teletype—"tells" the computer what you want. Your phone service is then automatically switched as you directed, without your having to worry about it again.

If you move, technicians can use the teletype to instruct the computer to take

your line out of service. Or they can call on it to add additional services to a particular telephone, run special checks, and so on. You can even ask the computer what time it is, and it will respond with the month, day, hour, and minute.

Experimental Systems. The first experimental electronic "central" mentioned earlier went into regular commercial operation for the first time only a few months ago. But Bell Laboratories scientists actually began working toward such a system in the early 1930's. Even at that time, they saw that electronic switching would offer many advantages which could be achieved in no other way. Experimental systems were built and tested—and they worked. But they were not practical for regular use.

In the first place, the number of vacuum tubes required for a full-scale system was enormous—and enormously expensive, since the tubes gobbled up a lot of power. Then, too, the power generated tremendous amounts of heat, and the heat created additional problems of its own. Furthermore, building a memory section for the computer would re-

quire *millions* of tubes. And with that many of the little bottles, reliability would become an overwhelmingly difficult problem. In use, it was calculated, tubes would "pop" faster than technicians could replace them.

The first big breakthrough came in the late 1940's when Bell scientists invented the transistor. This solved the problem of the switching circuits, but a practical, inexpensive, large-scale memory was still not available.

In 1954, Bell executives decided to launch a multi-million dollar research program to develop such a memory, and to incorporate it into a full-scale, practical electronic-switching system. Before the project was over, scientists assigned to it had designed and built two "memory" devices. One was for semi-permanent information which would be stored in the computer, such as a list of which telephones are connected to which lines. The other, with a "temporary" memory, "remembers" information the system must retain for only a few minutes, hours, or days—such as the number you are calling, or where you can be reached



**SUPERIOR QUALITY
BETTER PERFORMANCE
OUTSTANDING DEPENDABILITY**

Save TIME and DOLLARS with
"INSTANT 2-WAY RADIO CONTACT"

TALK and LISTEN to persons "on the job"...at home...at play.

New 2-way radio actually fits into your pocket. Exclusive, rechargeable battery lasts year or more. Range— $\frac{1}{2}$ to 1 mile. No license required.

GLOBE ELECTRONICS
Pocketphone
 THE FINEST 2-WAY RADIO AVAILABLE TODAY

Ideal for office, factory, stores, surveying, construction, sports, recreation, home. Finest quality available. Makes handy paging system. Use with Globe Electronics CB-100A or CB-200 for longer range systems. • Actual size— $1\frac{1}{2}'' \times 2\frac{3}{4}'' \times 6\frac{1}{4}''$ • Weight 13 oz. • High impact cyclocac case • All Transistorized. **\$125.00 each**

FOR LONGER RANGE COMMUNICATION



CITIZENS BROADCASTER CB-100A

Complete 3-channel, 2-way station. Fixed or mobile installation. Easy to install, operate. Range 5-15 miles. **\$139.95 each**



BROADCASTER DELUXE CB-200

A rugged transceiver for commercial use. Transmits on 5 channels. Receives on all 22. Adapts to selective calling system. **\$189.95 each**

CLIP AND MAIL COUPON TODAY

GLOBE ELECTRONICS

A Division of G-C Textron Electronics, Inc.

400 So. Wyman St., Rockford, Illinois

Please send me complete information

on the new Globe Electronics

Pocketphone CB-100A CB-200



PE-9

NAME _____

ADDRESS _____

CITY _____ STATE _____

for the next few hours if you've left instructions for your call to be transferred.

Future Possibilities. Although the electronic system now in operation in Illinois performs many unusual services, the range of possibilities has hardly been touched. When R. W. Ketchledge, director of Bell's electronic central office development project, was asked just what the system could do, he leaned back in his chair and smiled.

"There's only one way we can answer that," he said. "And that's, 'What did you have in mind?'"

He went on to explain that the computer can be instructed to make virtually any kind of interconnection you can dream up, and all without changing a single wiring connection. A couple of the possibilities Bell officials think might be popular with customers are:

● The "Baby Sitter." Before you go out for the evening, you dial a special code, then the number where you can be reached. If the baby sitter needs you, she'll simply pick up the phone and wait for five seconds. The computer will recognize this as a special signal and ring the number you specified before you left. The service could, of course, be left in operation permanently for any number you call frequently.

● The "Camp-On." You call a friend and his line is busy. You're anxious to reach him, but don't want to keep dialing his number over and over again. Besides, he might complete his call and dial another number before you get through. With the "camp-on" system in operation, a pleasant voice notifies you that his line is busy. But if you hang on, the voice says, the system will ring his line the instant he puts his phone down.

So impressive is the operation of the prototype electronic "central" that officials are rushing plans to extend the system to the entire country. Since it takes a long time to standardize designs, set up production lines, and install these immensely complex systems, you won't have an all-electronic phone next month, or even next year. Officials hope, however, to have electronic central office equipment in normal operation in some places not later than 1965.



**\$3 TO \$5 AN HOUR
REPAIRING ELECTRIC
APPLIANCES**

FREE BOOK tells about profitable spare-time or full-time business. 400 MILLION Appliances now in use. People need them fixed. YOU make good money doing it — right at home! Easy course trains you for top earnings. At no extra charge you get Appliance Tester. Get FREE Book, FREE Sample Lesson! Mail coupon now.



NATIONAL RADIO INSTITUTE, Appliance Division
Dept. D4J1, Washington 16, D. C.
Send Free Book, Free Appliance Repair Course Lesson.

Name.....
Address.....
City..... Zone..... State.....

**NEVER FAIL—
ZONE YOUR MAIL**

The Post Office has divided 106 cities into postal delivery zones to speed mail delivery. Be sure to include zone number when writing to these cities; be sure to include **your** zone number in **your** return address—after the city, before the state.

**FCC TYPE
ACCEPTED**
Sonah
Model "E"
**CITIZENS
BAND
RADIO**



\$179⁵⁰
with 1 pair of crystals,
microphone and power cables

Here is a rugged, dependable and versatile Citizens Band Radio for the home, boat, car, farm or industry. Its features cannot be matched.

- High level Class "B" push pull modulation
- 8 Crystal controlled channels
- Real talk power
- Heavy duty power supply
- Adjustable squelch
- Automatic noise limiter
- Switch allows receiver to tune 22 channels
- 1 year guarantee

SONAR RADIO CORPORATION
3050 West 21st St. • Brooklyn, N.Y.

Some Products are 100% American made

Inductance Quiz Answers

(Questions on page 59)

1 True. When the switch is opened, the inductance of the coil tends to maintain the same value of current flow in the circuit. And the higher the value of the series resistance, the greater the e.m.f. which will be developed.

2 True. Since current lags voltage by 90 degrees in a purely inductive circuit, current will continue to flow after the voltage has dropped to zero.

3 False. Because of the back e.m.f. induced in the coil as the current through it changes, the greater the rate of current change, the greater is the opposition to such change. Thus, the higher the frequency of the current through the coil, the greater the inductance, and the smaller the voltage delivered to the lamp.

4 True. Closely spacing a number of turns in a coil will increase the strength of its magnetic field and thus its inductance.

5 True. A swinging choke is an inductor which is designed to reach a maximum amount of magnetization or "saturation" at low values of rated current. From this point on, an increase in the amount of current reduces the degree of magnetization and hence the inductance. A greater portion of the source voltage therefore becomes available to compensate for the larger resistive voltage drops occurring within the power supply.

6 False. Eddy currents induced in the brass will produce a magnetic field which opposes that of the coil and thus effectively reduces the coil's inductance.

7 True. The iron core serves to increase the coil's inductance, leaving only a small voltage available to light the lamp. Removing the core therefore increases the voltage applied to the lamp.

8 False. The current in this type of coil flows in opposite directions in adjacent turns. Back e.m.f.'s of self-induction are produced in all of the turns; but since the back e.m.f.'s of mutual induction will all have the opposite polarity, they cancel out the back e.m.f.'s of self-induction and thus make the coil "non-inductive."

9 True. When the slug is moved out of the coil, the "core" consists of air, and the inductance of the coil is decreased. Since the smaller magnetic field is able to expand and contract at a faster rate, the coil is now able to transfer its electrical energy into the resonating capacitor at a higher frequency.

Learn Electronics Fast and Right...

AT SENSIBLE PRICES!

COMPLETE BASIC TRAINING

written so you can
really understand it!



These two big, down-to-earth manuals help you train for a well paid career in ANY phase of Television-Radio, communications, hi-fi, industrial electronics, etc.—at only a small fraction of what you might expect to pay for such clear, complete training.

The most important
training of all—
BECAUSE IT'S BASIC!

First, the 396-page **BASIC ELECTRICITY** Manual gives you a full working knowledge of the electrical theories, principles, components, instruments, measurements, etc. on which all Electronics is based. Then, the 402-page

BASIC ELECTRONICS Manual teaches you just how these are applied.

Set-up diagrams, practical problem solutions, and over 700 pictures in the two manuals help make everything perfectly clear. Complicated electronic devices are vastly simplified by dividing them into 3 easily understandable groups. Nothing is omitted or condensed. Backed with this basic training you'll deal with circuits, components or equipment, and approach technical problems with a firm background of understanding.

BASIC ELECTRICITY—A big 396-page guide to underlying electrical principles and their applications. Includes details on currents; circuits; electro-magnetism; phase relations; instrumentation; measurements; power factor; components; motors; batteries; tubes; transistors; amplifiers oscillators; sound reproduction and dozens more. Price only \$6.25 separately—or see money-saving offer in coupon.

BASIC ELECTRONICS—Just out! This 402-page guide provides a clear, complete understanding of electronic components of all sorts and how they work; basic circuits and how and why they are used; electronic applications in both communications and industry and hundreds of related subjects. A "must" for those who want to really get ahead in the fast-growing electronics field! Price \$6.25.

—10-DAY MONEYBACK GUARANTEE!—

Dept. PE-91, Technical Division, 62390

HOLT, RINEHART and WINSTON, INC.
383 Madison Ave., New York 17, N.Y.

Enclosed find \$_____ for which send books indicated. It is understood that I may return books for any reason within 10 days and you will refund my money promptly.

BASIC ELECTRICITY (Price \$6.25) #708859 **BASIC ELECTRONICS** (Price \$6.25) #708974

MONEY-SAVING COMBINATION #709196

Both of above manuals at only \$11.00 for the two.
Regular price \$12.50—you save \$1.50!

Name

Address

City, Zone, State

OUTSIDE U.S.A.—Either book \$6.75, Both for \$12. Cash with order only, but 10-day return privilege with money refunded. Above offers expire May 15, 1962.

Free **ALLIED**


444-PAGE ELECTRONICS CATALOG

WORLD'S BIGGEST • MOST COMPLETE

*best buys
for 1962*

**EVERYTHING IN
ELECTRONICS**
including exclusive
products & special
values available
only from
ALLIED

**Send
for it
today!**



**SAVE
MOST
ON EVERYTHING IN ELECTRONICS**

- New Stereo Hi-Fi Systems—Everything in Hi-Fi Components
- New Multiplex Stereo FM • All-Transistor Stereo Hi-Fi
- Money-Saving Build-Your-Own KNIGHT-KITS® for Every Need
- Best Buys in Tape Recorders, Tapes, and Supplies
- Citizens Band 2-Way Radios • Short-Wave Receivers
- Amateur Receivers, Transmitters, and Station Gear
- Latest Public Address Systems, Paging and Intercom Equipment
- TV Tubes, Antennas, Accessories • Batteries, Wire and Cable
- Test and Laboratory Instruments • Tools, Hardware
- Huge Listings of Parts, Tubes, Transistors, Technical Books

**NEW Multiplex Stereo FM
All-Transistor Stereo Hi-Fi**

exclusive money-saving **KNIGHT®** products
SAVE MOST on famous **KNIGHT** Stereo Hi-Fi—comparable to the best in quality, styling and performance, yet priced far lower. Select super-value **KNIGHT** components or complete systems (including latest Multiplex Stereo and All-Transistor hi-fi) and save most. **KNIGHT** products are acclaimed by all those who recognize integrity in design and manufacture and who appreciate value.

new

NO MONEY DOWN
on Allied's new **Credit Fund Plan**
Now—easiest terms ever—see our 1962 Catalog for the simple details.

SEND FOR 444-PAGE CATALOG TODAY!

Satisfaction Guaranteed or Your Money Back

ALLIED

Always say you saw it in—POPULAR ELECTRONICS



BIG PLUS!
in your 1962
ALLIED
CATALOG

includes complete catalog featuring over 70 exciting

knight-kits® 
A PRODUCT OF ALLIED RADIO

NEW for '62 and simply great!
available only from **ALLIED**

new



ALL-TRANSISTOR
2-Band AM-Shortwave
DX-er Radio Kit \$19.95



Amazing 100-In-1 Electronic
Science Lab Kit..... \$29.95

new
MULTIPLEX STEREO



MULTIPLEX
Adapter Kit for
Stereo FM re-
ception...\$19.95



All-In-One FM-AM Tuner-Amplifier Kit
with built-in **MULTIPLEX** Stereo FM...



TRANSISTORIZED
Electronic Tachometer
Kit..... \$24.95



ALL-TRANSISTOR Wireless
Intercom System Kit..... \$45.00



Deluxe Stereo FM-AM Tuner
Kit with built-in **MULTIPLEX**
Stereo FM.....\$99.95



ALL-TRANSISTOR
40-Watt Stereo Ampli-
fier Kit, less case, \$79.95

*building a Knight-Kit is the
most satisfying do-it-yourself
experience in the world!*

5 BIG REASONS WHY:

- **Convenience Designed**—makes you a kit-building expert—even the very first time!
- **Wonderful to Build**—you'll marvel at the sheer ease of assembly with the exclusive "show-how" manual guiding you like a good instructor.
- **You Own the Best**—you'll enjoy with pride a true custom-built product, professional in its engineering, styling and performance.
- **You Save So Much**—because you buy direct from Allied at our money-saving volume prices—and because you do the easy assembly yourself.
- **Easiest to Buy**—NO MONEY DOWN on Allied's new Credit Fund Plan—easiest terms ever!

MONEY BACK GUARANTEE: Buy any Knight-Kit. Build it! Use it! You must be satisfied or you get your money back!

see more than 60 other KNIGHT-KITS!

HI-FI KITS

- FM & FM-AM Tuners
- 70-W Amplifier
- 40-W Amplifier
- 32-W Amplifier
- 20-W Amplifier
- Stereo Preamp
- Record-Playback Preamp

HOBBYIST KITS


- "Span Master" Receiver
- "Space Spanner" Radio
- Transistor Radios
- 2-Way Intercoms
- Electronic Lab Kits
- plus many others

INSTRUMENT KITS

- Lab AC VTVM
- VOM's
- 5" Scopes
- Tube Testers
- Signal Tracer
- Audio Generator
- Sweep Generators, etc.

AMATEUR KITS

- R-100 Amateur Receiver
- R-55 SW Receiver
- Self-Powered VFO
- Grid Dip Oscillator
- 100 kc Crystal Calibrator
- Code Practice Oscillator




**Send
for it
today!**

new



Phone and CW 60-Watt
Ham Transmitter Kit, \$49.95

new



Mutual Conductance
Tube Tester Kit \$99.50

KNIGHT-KITS
also available
in Canada

- World's Largest Stocks • Lowest Money-Saving Prices
- Fastest Shipment • Expert Help • Easiest-Pay Terms
- Satisfaction Guaranteed or Your Money Back

send for the world's biggest
electronics catalog!

Free

**ALLIED RADIO, Dept. 100-J1,
100 N. Western Ave., Chicago 80, Ill.**

Send FREE 1962 ALLIED 444-page Catalog

Name _____
PLEASE PRINT

Address _____

City _____ Zone _____ State _____

RADIO  **World's Largest
Electronic
Supply House**

Transistor Topics

(Continued from page 82)

short antenna coupled to a 3-5 turn coil added to L1. However, to avoid violation of FCC regulations, no attempt should be made to increase range appreciably.

Look, Ma—No Tubes! If your local paper reports technical news, you may have already heard that two well-known firms, CBS and Philco, have discontinued production of vacuum tubes. In the future, both firms will concentrate on developing and manufacturing semiconductor devices. To some, this news may come as a shock; to others, it may seem like a foregone conclusion in view of the rapid swing-over from tube to transistor circuitry on the part of many equipment manufacturers.

According to Philco, its decision was forced by economic factors arising out of the increased use of transistors. Since 1955, when mass production of transistors was achieved, the use of receiving tubes for initial equipment by

American manufacturers of electronic gear has declined by 31%.

Product News. If you encounter a superhet receiver which seems to have several "i.f. transformers" but no transistors, don't do a double-take. These may be self-contained r.f. and i.f. modules which include a transformer, transistor, and supplementary components. A Japanese firm, Toko Radio Coil Laboratories, Ltd. (59 Yukigaya-Cho, Ota-Ku, Tokyo) has introduced a full line of self-contained modular stages. In most cases, a complete stage is not much larger than a standard i.f. transformer.

The Bristol Motors division of Vocaline Company of America, Inc. (Old Saybrook, Conn.) has introduced a transistorized motor which permits the advantages of d.c. motor operation without the drawbacks of sparking and brush noise. Units can be supplied in speed ranges from 1/20 to 1400 rpm on special order.

That's the news for now, fellows. More next month . . .

—Lou

KUHN

"LEADERS IN SPECIALIZED RECEIVING EQUIPMENT"

**MOBILE
FIXED
CONVERTERS**

- POLICE
- FIRE
- COMMERCIAL
- CITIZEN'S BAND

345A Complete \$29.95



A new high gain Crystal Controlled Converter. Excellent sensitivity. Rugged construction. Easy to install. Designed for standard transistor car radios. Requires no high voltage supply. 2-54 MC or 150-162 MC.

KUHNS CONVERTERS . . . the most advanced line . . . designed for optimum performance.

348A Complete \$34.95



Transistorized, directly tunable Converter. Powered with self-contained mercury cell. Excellent sensitivity and stability. Designed for car, home or portable receivers. Two types available: Aircraft VHF 115-130 MC or 150-162 MC.

344A Complete \$23.95



A new low cost Crystal Controlled Converter designed for use with standard transistor car radios. Operates directly from 12V DC. Rugged construction. Good sensitivity. Range 2-54 MC.

ORDER TODAY or SEND FOR FREE CATALOG . . . containing complete information on a full line of CONVERTERS AND RECEIVERS FOR EVERY APPLICATION.

Complete \$13.95

315A



A low cost Tunable Converter for any 10 MC area of: 26-30 MC, Aircraft VHF, or 150-160 MC. Easily installed. For use with home or auto sets.

318A Directly Tunable Converter. Available in four ranges: 26-30 MC, 30-50 MC, 115-130 MC, or 150-160 MC. Complete \$19.95



**20 GLENWOOD
CINCINNATI 17,
OHIO**

RADIOCOM



Citizens Band Transceiver

**NEWEST DESIGN OF PROVEN UNIT
DUAL NOISE LIMITER
HIGHEST SENSITIVITY AND SELECTIVITY
TRANSISTOR POWER SUPPLY
MOST COMPACT—ONLY 3 1/2" HIGH
Yours with easy terms.**

15.95 down — 12 months to pay
Now you can own the finest transceiver on the market. The RADIOCOM has been designed, tested, and proven by the thousands in service over a two and half year period to be the ultimate in citizen band design. It is available to you for only 159.50, on easy payment terms of 15.95 down and 12 monthly payments of 12.95. Quantity discounts available for dealers.

**Let us prove this is the one for you.
Send NOW for FREE color catalog
RADIOCOM, P. O. BOX 147, Garland 9, Texas**

Radars Speed-Trap Detector

(Continued from page 52)

Will the Sentry detect the new meters?

No. The difference in frequency is too great, and this necessitates new equipment. However, the same principle of operation applies, and the manufacturer will undoubtedly introduce "K"-band speed meter detectors when they are needed. Radatron is also considering a composite model which would be designed to receive simultaneously on both frequencies.

Is the radar speed meter signal the only one a Sentry will pick up?

No. It will react to any signal on the frequency to which it is tuned—2455 mc. In addition to traffic control devices, aeronautical and marine radars operate in the "S" band. But the latter do not offer much interference—in fact, they are a good check on whether the Sentry is operating properly.

How do you identify an aeronautical or marine radar?

Such radars "search" with rotating antennas and may sweep by the reception zone of the Sentry at any time. The signal from these transmitters is a short "swish" or "blurp," not the clean, clear-cut tone of the speed meter.

Why doesn't POPULAR ELECTRONICS publish plans on building a detector similar to the Sentry?

The Sentry discussed in this article has a number of patent applications outstanding, and the manufacturer does not want to reveal the exact circuitry. In addition, the sensitivity of any such detector would depend upon its being tuned to 2455 mc. This is not as easy as it sounds, and getting a "test signal" on this frequency would be a problem for most experimenters.

POPULAR ELECTRONICS is nevertheless currently investigating a slightly different "home-brew" speed meter detector and plans to report on it in the November issue.

ELECTRONICS

Train in the
new shop-labs of
the world famous



COYNE

ELECTRICAL SCHOOL
on a quarter of a million dollars worth
of equipment or learn at home in your
spare time with Coyne's modern tele-
vision training.

Use this coupon to get our FREE BOOK

"GUIDE TO CAREERS"

COYNE ELECTRICAL SCHOOL training training
1501 W. Congress Pkwy. at Coyne at home
Dept. of Electronics 31-T, Chicago 7, Ill.

NAME _____

ADDRESS _____

CITY _____ STATE _____

Unlike most other schools, we do not employ salesmen.

GROVE CB SALE!!

Closing out our stock of CB kits. Nationally advertised at \$39.95 up. Complete with power supply, tubes, crystal, cabinet, coils, etc., less mike. Kit sales final. Rush your order today!!

- 110 VOLT CB TRANSCEIVER KITS \$19.95
- 12 VOLT CB TRANSCEIVER KITS \$22.95
- 6 VOLT CB TRANSCEIVER KITS \$22.95

GET THE GROVE PRICE ON ANTENNAS!

- 3-ELEMENT HORIZONTAL BEAM ANTENNA (Reg. \$29.95) SALE PRICE \$11.99
- GROUND PLANE ANTENNA (Reg. \$15.95) SALE PRICE \$8.99
- BUMPER MOUNT + 102" WHIP + SPRING (Reg. \$12.00) SALE PRICE \$8.99
- HELIWHIPS BY MARK MOBILE (includes FREE \$4.95 JK XMTG CRYSTAL) \$7.20
- 11-PC. MOBILE NOISE SUPPRESSION KIT (includes tunable Generator Filter) SALE PRICE \$3.99
- GOV'T. SURPLUS OSC UNIT—28-30 MC (Ideal for CB) SALE PRICE 49c
- FAMOUS MAKE CB XMTG CRYSTALS (Reg. \$3.95) (EACH) SALE PRICE \$1.99

Lots of 3—\$1.89 each; Lots of 6—\$1.79 each

Check items wanted. Return ad w/check or M.O. Include Postage. Excess returned. C.O.D. orders 25% down (Note: Large Antennas must be shipped railway express or freight!)

GROVE ELECTRONIC SUPPLY COMPANY

4103 W. Belmont Ave., Chicago 41, Ill.

- Rush items checked
- Send FREE catalog of giant CB Values

Name _____ (please print)

Address _____

City _____ Zone _____ State _____

POLICE, CITIZENS BAND, AIRCRAFT



Monitor these and other signals, from any auto radio using the inexpensive and dependable Model 107 transistORIZED converter. Any SINGLE frequency between 25-50 and 108-175 mcs. Fully miniaturized, it can be installed in seconds. Designed to give years of dependable, trouble free service. Order now, or send for free information. State frequency. Guaranteed for one full year.

Model 107 \$14.95

ROBIN RADIO CO. Box 217 Greenville, Texas

GET INTO

ELECTRONICS

V.T.I. training leads to success as technicians, field engineers, specialists in communications, guided missiles, computers, radar, automation. Basic & advanced courses in theory & laboratory. Assoc. degree in 20 mos. B. S. obtainable. ECPD accredited. G.I. approved. Graduates with major companies. Start Sept. Feb. Dorms. campus. H. S. graduates or equivalent. Catalog.

VALPARAISO TECHNICAL INSTITUTE

Dept. PE VALPARAISO, INDIANA

HOW TO MAKE MONEY IN CITIZENS BAND RADIO

AUTHORITATIVE GUIDEBOOK ABOUT THE BOOM IN TWO-WAY MOBILE-RADIO! GIVES FACTS, FIGURES, PAY RATES. WRITE TODAY!

FREE



LAMPKIN LABORATORIES, INC. CB Division BRADENTON, FLA.



HEADS YOU WIN!

Yes, you'll be a winner every time by saving "heap plenty" on all of your high fidelity requirements. Write us and see! Ask too for audio discount catalog A-12.

KEY ELECTRONICS

120 Liberty St., N. Y. 6, N. Y.

TV PICTURE TUBES

All Aluminized Glass Types

BUY DIRECT AND SAVE

- 12LP4 . . . \$8.95 • 21AL/ATP4 . . . \$16.75
- 17BP4 . . . \$9.95 • 24DP4 . . . \$24.50 • 27EP4 . . . \$39.95

ALL TYPES AVAILABLE

These tubes are made from reprocessed glass. All materials including electron gun are brand new.

All Prices with old tube F.O.B. Chicago

FREE . . . Write for complete Picture Tube list

PICTURE TUBE OUTLET • 2922 MILWAUKEE, Chicago 18

EARN Electronics Engineering DEGREE

You can earn an A.S.E.E. degree at home. Follow level HOME STUDY courses taught so you can understand them. Guarantee your education, earn more in the highly paid electronics industry. Missiles, computers, transistors, automation, complete electronics. Over 27,000 graduates now employed. Resident school available at our Chicago campus—Founded 1934. Send for free catalog.

AMERICAN INSTITUTE OF ENGINEERING & TECHNOLOGY
1137 West Fullerton Parkway, Chicago 14, Ill.

SCIENCE ENGINEERING

B.S. Degree—36 mos. • B.E. degree—27 mos.

Accelerated year-round program: Aero., Chemical, Civil, Elec., Mech., Metallurgical; Math., Chemistry, Physics. Modest rate. Earn board. New classes start Sept., Jan., March, June, July. Catalog. 2391 E. Washington Blvd., Fort Wayne 2, Indiana.


INDIANA TECHNICAL COLLEGE

A.C. Transistorized Voltmeter

(Continued from page 74)

crepancy will not seriously affect the instrument's accuracy.

A more accurate calibration method involves the use of a reference voltmeter. Connect a good a.c. voltmeter in parallel with input jack *J1*, set the transistorized voltmeter at its 0-5 volt range, and connect the meters to a 6.3-volt filament transformer and 5000-ohm wire-wound potentiometer (see below). The 5000-ohm pot is adjusted for a 5-volt reading



Suggested circuit for calibrating the voltmeter.

on the reference voltmeter, then potentiometer *R8* is adjusted for a 5-volt ("50" on *M1*'s scale) reading on the transistorized voltmeter.

Either of the methods described above will effectively calibrate the voltmeter for 0-.05, .5, 5 and 500 volts. The author found, however, that the calibration for the 0-.5 volt range did not readily fall into line with the others. You can check the accuracy of the 0-.5 volt reading with the same reference voltmeter circuit discussed above, in the following manner.

After carrying out the calibration, adjust the 5000-ohm potentiometer for a .5-volt deflection on the reference meter and set the transistorized voltmeter to its 0-.5 volt range. If *M1*'s reading is less than "47" (.47 volt), correct it by decreasing the resistance of *R1* (try other 10% resistors of the same value as *R1* in place of it until you find one which gives the proper reading).

If *M1* goes off-scale, reduce the setting of the 5000-ohm potentiometer until *M1* reads "50" (.5 volt), and check the reference meter. A reading of less than .47 volt on this meter means that you'll have to increase the value of *R1*. Again try different 10% resistors, repeating the test procedure each time until you find one that works.

-30-

On the Citizens Band

(Continued from page 69)

each person a badge displaying his first name and call-sign. This can be just a simple card pinned to a coat or shirt pocket, but it will certainly be an "ice-breaker." Another charter member should call the meeting to order promptly, introduce himself and the other founders, and immediately ask for volunteer committees to investigate a constitution and bylaws, officers, meeting programs, and, of course, dues.

While most people will not object to paying for soft drinks and doughnuts served at the end of the first few meetings, a fund should be set up as soon as possible to take care of refreshments. Also, other expenses, such as the publication of a club newsletter and postage for meeting notices and press releases, should be budgeted.

Keep all business sessions at the meetings as short as you can—it is important to devote as much time as possible to the activity planned for a par-

ticular meeting. (You can save some time by publishing the minutes of the previous meeting in the club newsletter.) On the other hand, make certain each member has an opportunity to participate in all business phases of the club.

Meeting Activities. Planning meeting activities can be difficult. It's a good idea to change the people in charge of this phase frequently so they won't become discouraged. Several possibilities you might consider are listed below.

● Have manufacturers' representatives or public relations people talk on their CB products. Your local electronics parts wholesaler can help you here, because he sees these people regularly.

● Invite commercial licensees to talk on radio procedure in general. As an example, we all know about the "Mayday" call which is illegal in 99 out of 100 cases for CB, but what about the "Security" call which covers those cases where life and property are involved?

● Try to arrange an emergency plan whereby your club can help provide local communications in the event of a flood or hurricane. We CB'ers have a great

MAKE YOUR INTEREST IN ELECTRONICS *PAY OFF*

Get
Into . . .

The HIGH PAY—PRESTIGE Field of **TECHNICAL WRITING**

HERE'S WHAT YOU GET . . .

- 50 Meaty Lessons
- Over 110 pages on Electronics
- Covers ALL Military Specifications
- Real, practical writing projects
- Full consultation privileges
- Many manuals, charts and diagrams
- Low tuition terms
- Employment Assistance
- State Approved Diploma
- Close, personal supervision
- AND MUCH, MUCH MORE

ELECTRONICS WRITERS NEEDED NOW—ATWS will train you at home at low cost for a profitable career in TECHNICAL WRITING. Thousands needed in all areas. Get in on the ground floor of this fascinating new field. ATWS offers training specifically designed for the needs of industry. Course includes everything you need to become a top-notch Tech Writer.

YOU ARE JUST A STEP AWAY FROM TOP PAY—Yes, with your present interest in Electronics, you're just a step from the BIG MONEY. Technical Writing is one of the highest paying fields NOT requiring college training. It's tailor-made for YOU—but you must ACT NOW.

THIS COUPON CAN BE YOUR PASSPORT TO SUCCESS
Fill in your name and address and rush coupon for full information. We will prove to you that we can train you without interfering with your present income or job.

CAREER BOOK AND SAMPLE LESSON

TRAINING  AMBITIOUS

MEN FOR  INDUSTRY

American Technical Writing Schools, Inc.
5504 Hollywood Blvd.
Hollywood 28, Calif.

American Technical Writing Schools, Inc. Dept. PE 91

5504 Hollywood Blvd., Hollywood 28, Calif.

Please RUSH full particulars.

Name _____ Age _____

Street _____

City _____ Zone _____ State _____

**BOTH
FREE**

NO SALESMAN WILL CALL ON YOU

advantage over amateurs here, since our equipment is simpler and needs only the supervision of the licensee for "laymen" to operate. Local police and fire officials will probably be happy to work with you on this once they are convinced you have a safe and workable plan.

● Get your members out of doors on simulated emergency and special event drills. Set up a base station and dispatch mobiles from place to place, asking for reports when they get there. Keep the "wild-goose chases" down; and if you "make up" messages, remember that the FCC requires identification of these transmissions as "drill messages."

Don't forget the basic goals of the club. Make each meeting (with the exception of an annual picnic) contribute to your goals. Let the local press and radio know what you're doing and invite their representatives to some of your best planned meetings.

When your club is fully established, it's a good idea to contact a lawyer. Any well-established club should have legal counsel.

Tech Notes. It's widely known that a simple quarter-wave mobile "whip" antenna does not reflect a 52-ohm load—in fact, it's closer to 22 ohms. You'll be able to radiate more power if you connect your mobile antenna to your transmitter with *two* lengths of 52-ohm coaxial cable in *parallel*. Simply use standard "Tee" connectors at the transmitter and the antenna. Or carefully solder the inner conductors together at both ends, twist the outer braids of

each cable together at the ends, and attach standard fittings. This modification does not apply to those special-design antennas which use helices or other devices to give a true 52-ohm match.

Club Notes. The Bux-Mont (Pa.) Citizens Radio League now boasts a membership of over 100—and they got that way in about eight months of operation. This club has formed an emergency alert system and has already provided communications support for a number of local events. They recently had Mr. Joseph Welch of the FCC as guest speaker for one of their meetings. . . . The Tri-State Radio Club Inc. (Tennessee, Alabama and Georgia) reports that a local minister has a CB base station in his church office and a mobile unit in his car which assist him greatly in his personal calls and various church activities. . . . Last June, the Transceivers of Southern California Inc. provided communications at the Golden West Invitational Track Meet. They relayed results from the judges on the field to the announcer's podium and the press box, in addition to having roving units coordinating the movement of athletes from the warm-up area to the field.

The Five-Eleven Radio Club (Pittsburgh, Pa.) is offering engraved, stainless steel warning plates for attachment to transmitters. Similar to the type illustrated in this column some months ago, these plates carry a strongly worded message to potential meddlers that the two-way radio set is licensed by the Federal Government and that tampering with it is a Federal offense. Available with either red or black printing, they cost a dollar each, plus postage; clubs ordering a sufficient quantity can get them for 65 cents each, plus postage. If you're interested, write to Clifford Klein, Secretary, Five-Eleven Radio Club, 868 Glass Run Road, Pittsburgh 36, Pa.

Help Wanted. We would like to compile a list of active CB clubs for possible publication in this column. To have your club listed, simply send us a post card (no letters, please) stating the name of the club, its address, the names of its principal officers and the number of members it has. Mail the card to Dick Strippel, CB Editor, POPULAR ELECTRONICS, One Park Ave., New York 16, N. Y.

-30-

"CUBICAL QUAD FOR CB" DIMENSIONS

Due to an unfortunate set of circumstances, the dimensions specified for the "CB Cubical Quad" antenna (July 1961 issue) were incorrect—the dimensions given covered a 15-meter version of the "Quad." For an 11-meter Citizens Band version, the following changes should be made:

Dimension	Specified Length (inches)	Correct Length (inches)
Loop Side	140	111
Element spacing	66	50
Reflector stub	20	16
Balun sleeve	92	77
Pole length "D"	100 (approx.)	76 (approx.)

Our sincere apologies go to those of our readers who have already completed the "Quad."

Across the Ham Bands

(Continued from page 76)

News and Views

Ivor **Strafford, VK3XB**, 16 Byron St., Box Hill South, E11, Victoria, Australia, has reached his goal of working Novices in the 50 states on 7 mc., and he has the QSL cards to prove it. Along the way, Ivor made 442 contacts with 350 different Novices—he worked some of them as many as six times, but he called literally hundreds of others without success! If you would like to work VK3XB, listen for him on 7150 kc. between 0300 and 0430 EST, the only time the 7-mc. Novice band is free of commercial interference in Australia. He tunes the entire band, so don't worry about being on the wrong frequency. Ivor and his wife **Mavis, VK3KS**, have a new goal now—they are attempting to work the 50 states on the 21-mc. Novice band. You can probably find them in or near that band around 9:00 p.m., EST (0200 GMT) any evening.

Bill, K4JQV/VP9, Prospect Hill, Bermuda, will be on 3748, 7175, 7200, and 21,225 kc. until November looking for Novice contacts. Bill runs 90 watts input, uses dipole antennas, and receives on a National NC-98. He reports that Novices put "terrific signals" into Bermuda. Eighty meters is best for interference-free contacts, 40 meters is a "mess," and fading is bad on 15 meters at times. Bill's mailing address is: Bill Watts, ET2, USN, Lorac Support Team #3, % Fleet Post Office, New York, N. Y. If you write him for a sked, give him a choice of alternate times. Although Bill didn't suggest it, I would advise you to enclose a self-addressed airmail envelope (7 cents postage) for a speedy reply.

Mark Alan Rowland, WAUCZ, P. O. Box 1, McIntyre, Ga., is the former K5TST of Little Rock, Ark. In Little Rock, he worked all states as a Novice. As a General, he worked all continents, and close to 100 countries. He sent out 1200 QSL cards and received 929 in return. Mark now has his Heathkit Apache transmitter and Hallicrafters S-85 receiver hooked up to 75- and 40-meter dipoles and is banging away again from his new location in Georgia. . . . **Milt Jensen, K5FPO**, Rt. 1, Box 154, Virden, New Mexico, via Duncan, Ariz., uses an EICO 720-K transmitter and receives on a National NC-60. Three antennas, folded dipoles for 80 and 40 meters, and a Hornet tri-band beam help make conversation in the neighborhood. Milt's record is 21 states worked and confirmed in two months as a Novice. His Conditional license has just arrived. . . . **Pat Nelson, WA6DYO**, 8944 Rathburn Ave., Northridge, Calif., pushes 65 watts into his Heathkit DX-35 to excite a 1/2-wave vertical antenna and a half-size, 2-element, 20-meter beam, which he rotates by hand. An RME-4300 takes care of the receiving chores, and a Heathkit VFO sets the transmitter frequency. Forty-eight countries and 49 states—45 of the states confirmed—make up Pat's "brag list."

J. E. Brazee, KN0CWW, Sumner, Nebr., calls himself a 34-year-old beginner. In five months



Bigger than ever..
better than ever

FREE ELECTRONICS CATALOGS for 1 full year

from Radio Shack
Boom-center of Electronics

Mail coupon! See the greatest line of electronics for "pro," amateur, music lover! Receive 1961-62 Buying Guide of 336 pages, 1/3 larger than last year, PLUS exciting supplements for 1 full year! Hundreds of famous brands and our private label Stereo, Hi-Fi, Ham Radio, Tapes, Records, Parts, 30 pgs. of Kits. New No Money Down credit terms. Satisfaction guaranteed.

RADIO SHACK CORP.
730 Commonwealth Ave., Boston, Mass.

MAIL
Coupon
TODAY

RADIO SHACK Corp. Dept. 61J7B
730 Commonwealth Ave., Boston 17, Mass.
Send me Radio Shack's famous electronics catalogs for 1 full year—FREE, POSTPAID.

Name _____
Address _____
City _____ Zone _____ State _____

EICO new Transistor Stereo/Mono 4-track Tape Deck

Model RP 100W

Completely assembled, wired and tested with 3 heads, and stereo record and stereo playback preamplifiers.

Model RP 100K

Semi-Kit includes transport, completely assembled and tested with 3 heads, and control electronics, stereo record, and stereo playback pre-amplifiers in easy-to-assemble kit form.

Write for full specifications

TAPE STORAGE OR CARRYING CASE

reg. 9.95, now 5.95
(Heavy wood construction, waterproof vinyl covering. Holds up to 24 tapes.)

reg. 2.45, now 1.49
(Pressed cardboard, holds 10 tapes or 60 45 rpm records.)

SAXITONE RECORDING TAPE

*Oxide guaranteed not to rub off or sneeze-or money back. Compare ours with other "Bargain" tape. You'll find it's more than just "price" when you deal with us. We are original pioneers in the tape recorder business and our reputation means everything to us.



600' acetate (plastic), 5"75
600' MYLAR 5" reel95
900' MYLAR (POLYester) 5"99
1200' MYLAR 1 1/2 mil. 5" reel	1.18
1200' Acetate (plastic), 7"	1.19
1200' MYLAR 1 1/2 mil. (Strong)	1.68
1800' acetate (plastic), 7"	1.79
1800' MYLAR 1 mil. thick, 7"	1.99
2400' MYLAR, untensitized, 7"	2.59
2400' MYLAR, tensitized, 7"	2.99

Studios, Large Users Even Lower. Plus Postage

TAPE STORAGE CAN

Unique twist-lock insures dust-free, moisture-proof, non-breakable, High impact styrene. Ideal shipping container.
reg. 89¢ now 59¢



FERRO-DYNAMICS

"Bookshelf" open end case
reg. 1.25, now 89¢

30% off ENTIRE STOCK PRERECORDED MUSIC TAPE 30% off

NORELCO SPEAKER—FAMOUS 3800M

Techn.-conc. freq. 25-19,000 cycles 6-10 watt cone. Discouraged model former list 16.00, usual net 9.90 going at 4.95 (10 for 39.95). Plus shipping charges. OTHER NORELCO SPEAKERS SIZES FROM 5.12" sensationally reduced. SEND FOR SPEAKER SPECIFICATION SHEET.

SAXITONE TAPE SALES
(DIV. OF COMMISSIONED ELECTRONICS, INC.)
1776 Columbia Rd., NW, Washington, D. C.

**NO-RISK 30 DAY OFFER
PROVES YOU CAN MAKE
HUGE PROFITS WITH NEW
5 YEAR LIGHT BULBS!**



Part timers make \$100 a week. Full timers up to \$25,000 a year! Every home, store, office, factory a customer! Show how Sunmaster 5-Year Bulbs give better, softer, glare-free light. Guaranteed to outlast 10 to 13 ordinary bulbs. Customers save money—you make profits to 100% or more. Try our plan 30 days at our risk. Write for FREE Sales Kit.

ADVERTISED IN
LIFE

Sunmaster Electric Products, Dept. PE-91
366 Fifth Ave., New York 1, N. Y.

Send FREE Sales Kit and No-Risk Profit Plan.

Name _____

Address _____

City _____

Zone _____ State _____

(In Canada, 539 King St. W., Toronto, Ont.)

twenty to one dividend...

that's the return you can receive from your investment in your college education in engineering or business. Faster advancement. Too. Important firms like Tri-State College graduates... return regularly to our campus to interview seniors. Become an Electronics Engineer. Qualify faster here.

BACHELOR OF SCIENCE DEGREE IN 27 MONTHS

in Electrical (Electronics or Power major), Mechanical, Chemical, Aeronautical, Civil Engineering. IN 36 MONTHS B.S. in Business Administration (General Business, Accounting, Motor Transport Management majors). For earnest, capable, mature students. Small classes. More professional class hours. Beautiful campus. Well-equipped labs, modernized buildings, new dorms. Year-round operation. Enter Jan., Mar., June, Sept. Founded 1884. Write J. D. McCarthy, Director Admissions, for Catalog and "Your Career in Engineering and Commerce" Book.

TRI-STATE COLLEGE

3691 College Avenue
AnGola, Indiana

MOVING?

Make sure you notify our subscription department about any change of address. Be sure to include your postal zone number as well as both old and new addresses. Please allow four weeks' time for processing.

POPULAR ELECTRONICS

434 South Wabash Avenue, Chicago 5, Illinois

LEARN WHILE YOU SLEEP!



Experiment in this fascinating, educational new field. Use your phono, recorder or amazing new "Electronic Educator" endless tape recorder. Free catalog lists over 200 unusual tapes, records, equipment for sleep-learning & hypnosis experimenters. Sleep-Learning Research Ass'n., Box 24-PE, Olympia, Wash.

GET YOUR FCC LICENSE

Our personalized instruction by special texts, tapes and records will teach you International Morse Code and radio theory in preparation for FCC amateur and commercial radio operator license examinations. Reasonable rates. Fast results. Free placement. Also private evening classes by appointment in Washington, D. C. Write Mr. Al Martin.

AMERICAN RADIO OPERATORS & TECHNICIANS INSTITUTE
Room 920, 1341 G Street N.W., Washington 5, D. C.

as a Novice, he has worked 26 states, mostly on the 40-meter band. His EICO 720-K transmitter feeds a 40-meter dipole, and the dipole feeds incoming signals into a Hammarlund HQ-145 receiver. J. E. is not very active on the air just now because he is concentrating on getting his General Class ticket, which he must do alone since the nearest local ham lives 30 miles away. . . . **Chris Nelson, KN9CCW**, 925 Ridgewood, Rockford, Ill., works 40 and 15 meters most of the time. Chris transmits with an EICO 723 transmitter and has worked 21 states, plus Puerto Rico. He has been receiving on a Knight "Span Master" but is now assembling a new Knight R-55 all-band receiver.

Barbara Slutzkin, WV2PZH, 1225 Ave. R, Brooklyn, N. Y., thinks that more girls should become hams. A Junior at James Madison High School, she is a member of the school radio club. At home, Barbara has a Johnson Viking II transmitter with a Johnson "Matchbox" antenna coupler; a Hallicrafters SX-25 receiver, with a preselector; a 2-meter rig; a "long wire" for 80, 40, and 15 meters; and a 2-meter beam. But her pride and joy is a home-brew electronic key. Barbara gets a 90% return on QSL cards; in her collection are cards from SM3ATX, KX6AF, TG9RB, DL7DW, and GM3EOJ. . . . **Rich Bonkowski, K9VLQ**, 5145 Honore St., Chicago 9, Ill., has been on the air for a year as a Novice and General. His Heathkit DX-40 excites either a 40-meter dipole or a Hornet tri-band beam. A National NC-109 does the receiving, and a Johnson T/R switch electronically switches the antennas from receiver to transmitter as required. Rich has 35 states confirmed and 18 countries worked—most of his DX'ing has been done on 15 meters in the month since he has had the beam. K9VLQ QSL's all ham contacts and informative SWL cards 100%. Try him.

And send your "News and Views," pictures, and suggestions for construction projects to: Herb S. Brier, W9EGQ, P. O. Box 678, Gary, Indiana. Until next month, 73,

Herb, W9EGQ

Short-Wave Report

(Continued from page 64)

Here is a resume of the current station reports. At time of compilation all reports are correct, but stations may change frequency and/or schedule with little or no advance notice. All times shown are Eastern Standard and the 24-hour system is used.

Afghanistan—Kabul is on the air at 1300-1430 daily in French on 15,225 kc., according to the DX program from R. Australia. (WPE5AVL, BL)

Albania—Tirana is operating at 1400-1700 on 7088 kc., which replaces all other channels. It was noted around 1530 in Italian. Other reports show additional xmsns from 1700 in French and in Eng. at 1730-1800. (WPE2FAH, WPE3NF, CB)

Belgium—Brussels has been noted on 11,805 kc. (replacing 11,850 kc.) at 1815-2000 to N.A. and at 1300-1600 on 17,840 kc. to Africa. The

latter channel is dual to 15,335 and 15,435 kc. English news is given at 1945 on Mondays and Fridays on 11,805 kc. (WPE1AAC, WPE1AMU, WPE2FAE, WPE2FCD, WPE2LH, WPE4BC, WPE4CYB, WPE4FI, WPE9CHD, WPEØBMQ, AP1PE1A, AT)

Brazil—ZYB22, R. Rio Mar, Manaus, again active on 9695 kc., was noted at 0500-0715. (WPE4FI)

Canada—Many DX'ers continue to report reception of CFRB, Toronto, on 6070 kc. This

SHORT-WAVE REPORTERS!

Your reports will be read and processed faster if you send them directly to:

Hank Bennett, Short-Wave Editor
POPULAR ELECTRONICS
 P. O. Box 254
 Haddonfield, N. J.

Make sure you include your WPE call letters with your report.

is in reality CFRX, the short-wave counterpart of CFRB, 1010 kc. The "CFRX" is given infrequently after newscasts. (Ed.)

Colombia—Radiotelevision Nacional de Colombia, Bogota, began operations on May 8 over HJCP, 6180 kc.; HJCQ, 4955 kc.; and also on 3290 kc. (call-sign not known). The complete schedule is not available as yet though s/off time varies from 2350 to 0000. (WPE6BPN, CB, RH)

According to a recent program schedule, R. Sutatenza, Bogota, operates Monday through Saturday at 0545-0730 and at 1445-2210 on 5095 and 6075 kc.; at 0545-0900 and 1345-2210 on 5075 and 3250 kc.; and Sundays at 1145-2100 on all four channels. (WPE8MS)

Costa Rica—TIGPH, R. Monumental, San Jose, has moved from 6150 to 6230 kc., where it is heard at 1900-2300. (WPE4FI)

Cuba—The government station with ID of R. Havana Cuba now operates at 1200-1400 on 21,630 kc., with an Eng. period at 1300-1330, to Europe. It also operates at 1900-2200 on 11,770 kc. (and from 2000 on 11,760 kc.) in Spanish; at 2200-2300 on 11,770 kc. and at 2300-0000 on 11,875 kc. in English. On special occasions, 11,760 and 11,770 kc. may also be used at 1200-1400 and the evening Spanish xmsns extended beyond 2200, in which case the Eng. segments are omitted. (WPE1AGM, WPE2FHU, WPE2FKG, WPE3AME, WPE3BEB, WPE4AXY, WPE4BC, WPE4CN, WPE5AG, WPE5ASW, WPE5BDG, WPE5BGX, WPE5XX, WPE6AA, WPE6BPN, WPE6BRW, WPE6BTH, WPE7ANC, WPE8FV, WPE8HF, WPE9AGB, WPEØATE, WPEØBCT, CO2PE7C, VE5PE2S, RF)

Dominican Republic—HI2D, R. Hit Musical, Santiago de los Caballeros, 3385 kc., was noted at 1940-2030 with Eng. vocals and many ID's. (WPE2FGX)

Ecuador—Radiodifusora Nacional del Ecuador, Quito, is operating on 4940 kc. with all-Spanish programs and requests for reports. The schedule, however, is in doubt; some reports give s/off time as 0000 while others list 0205 and 0300. Reports should go to the



2-WAY RADIO

from \$13495

• Anyone can operate—license issued on request!

Used by thousands of businessmen, salesmen, farmers, doctors, construction crews and sportsmen! Finest Citizens' Transceiver available—excellent range. Covers 23 channels. Maximum legal power—dozens of features—easy to install anywhere!



Delivery or servicing



Building or contracting



Boat-to-boat or ship-to-shore



Car-to-office or home



SEND FOR FREE COLOR BROCHURE!


Send full details on the "Messenger"

NAME _____
 ADDRESS _____
 CITY _____ STATE _____

VIKING
Messenger



E. F. JOHNSON CO.
 2401 10 Av. SW, Waseca, Minn.



Send
POPULAR ELECTRONICS
 Every
 Month

NAME.....
 ADDRESS.....
 CITY..... ZONE..... STATE.....

3 years for \$10

Check one: 2 years for \$7

1 year for \$4

Payment Enclosed Bill Me

In the U. S., its possessions and Canada. Foreign rates: Pan American Union countries, add .50 per year; all other foreign countries, add \$1 per year.

Mail to: POPULAR ELECTRONICS

Dept. PE-961H, 434 S. Wabash Ave., Chicago 5, Ill.

SHORT-WAVE CONTRIBUTORS

Stanley Schwartz (WPEIAC), Bridgeport, Conn.
 Jim Silk (WPEIAGM), Madison, Conn.
 Walter Wigmore (WPEIAMU), Squantum, Mass.
 James Nagle, Jr. (WPEICNH), Pittsfield, Mass.
 Jim O'Mara (WPEICR), So. Boston, Mass.
 Steve Ewing (WPEIHY), Atkinson, N. H.
 Johnny Chane (WPEIKW), Winchester, Mass.
 Robert Newhart (WPE2AXS), Merchantville, N. J.
 Albert Mencher (WPE2BRH), Bayside, N. Y.
 Ralph Fabian (WPE2BWA), New York, N. Y.
 Steve Morrison (WPE2DDW), Bayside, N. Y.
 Bart Lee (WPE2DLT), Bergenfield, N. J.
 Ronnie Breiger (WPE2DTO), Englewood, N. J.
 Chester O'Sheske (WPE2EFE), Corona, N. Y.
 Daniel Adamovich (WPE2EKC), Corona, N. Y.
 Cleve Wilson (WPE2ENK), Elmira, N. Y.
 Anthony Calviello (WPE2FAE), Brooklyn, N. Y.
 Gerry Klinck (WPE2FAH), Buffalo, N. Y.
 Richard Daub (WPE2FBB), Bayside, N. Y.
 Roy Anderson (WPE2FCD), So. Ozone Park, N. Y.
 John Yanky (WPE2FFM), Jackson Heights, N. Y.
 David Listort (WPE2FGJ), Elmont, N. Y.
 Henry Maibach (WPE2FHU), White Plains, N. Y.
 Jim Rhodes (WPE2FKG), New York, N. Y.
 Stewart West (WPE2LH), Union, N. J.
 Walter Powis (WPE3AME), Richeyville, Pa.
 William Dickerman (WPE3BEB), Watsontown, Pa.
 Frank Raftovich, Jr. (WPE3BOG), Chester, Pa.
 Joseph Medley (WPE3CHB), Philadelphia, Pa.
 Dave Stever (WPE3CIG), Norristown, Pa.
 George Cox (WPE3NF), New Castle, Del.
 John Cobb, Jr. (WPE4AJ), Cartersville, Ga.
 Joe Coleman (WPE4AX), Montgomery, Ala.
 Grady Ferguson (WPE4BC), Charlotte, N. C.
 Ken Hawes (WPE4CDH), Jacksonville, Fla.
 Bill Warne (WPE4CN), Gainesville, Fla.
 Geoffrey Ashford (WPE4CON), Raleigh, N. C.
 Don Fortner (WPE4CS), Greenville, S. C.
 Larry Bostic (WPE4CUU), Nashville, Ga.
 Theodore Lawson, Jr. (WPE4CAV), Nashville, Tenn.
 Jim McDonald (WPE4CYB), Cocoa, Fla.
 Robert Patrick (WPE4CZE), Hazard, Ky.
 Gerald Privette (WPE4DES), Richmond, Va.
 Roger Legte (WPE4FI), McLean, Va.
 William Bing (WPE5AG), New Orleans, La.
 Danny Lee (WPE5ASW), Jackson, Miss.
 Paul Moratto (WPE5AVL), League City, Texas
 Robert Ragsdale (WPE5BDG), Dallas, Texas
 Ronnie Popham (WPE5BGX), Abilene, Texas
 Jack Stephenson (WPE5XX), Oklahoma City, Okla.
 Stewart Mac Kenzie, Jr. (WPE6AA), Long Beach, Calif.
 Shaler Hanisch (WPE6BPN), Pasadena, Calif.
 Pete Rast (WPE6BRV), Guinda, Calif.
 Ronnie Arrowood (WPE6BTH), Roseville, Calif.
 Greg Finnegan (WPE6BWO), Redwood City, Calif.
 Don Nelson (WPE6BYB), Sunnydale, Calif.
 Rev. John Ellis (WPE6CGT), Huron, Calif.
 B. Boyd (WPE6CIH), Bell Gardens, Calif.
 Mike Callahan (WPE7ALO), Seattle, Wash.
 Rick Silvester (WPE7ANC), Idaho Falls, Idaho
 Ronald Luyster (WPE8AGY), Flushing, Ohio
 Tim Daum (WPE8CUS), Portsmouth, Ohio
 Bill Armstrong (WPE8CVR), Hamilton, Ohio
 Dick England (WPE8FV), Columbus, Ohio
 Dan Wilt (WPE8HF), Inglewood, Calif.
 Mike Kander (WPE8MS), Dayton, Ohio
 Earl Kinmonth (WPE9AGB), Joliet, Ill.
 Kit Bradley (WPE9CFS), Elsh, Ill.
 Phillip Smith (WPE9CID), Vincennes, Ind.
 William Foley (WPE9CKR), Depauw, Ind.
 Wes Jones (WPE9CPH), Park Forest, Ill.
 Heimo Kraemer (WPE9CQN), Mundelein, Ill.
 Bill Holscher (WPE9ATE), Webster Groves, Mo.
 Don Stitt (WPE9BCT), Hastings, Neb.
 Darwin Hansen (WPE9BMO), Belmond, Iowa
 Halid Carim (AP1PE1A), Ottawa, Ont.
 Emilio Fernandez (CO2PE7C), Tampa, Fla.
 Giacomo Perolo (PY2PE1C), Bauru, Brazil
 Stuart Bird (VE1PE4R), Amherst, N. S.
 Donald Druick (VE2PE1H), Montreal, Que.
 Jim Machan (WPE5PE2S), Rosetown, Sask.
 Richard Lavolette (VF7PE2M), Richmond, B. C.
 Dave Brooks (ZS-PE1A), Johannesburg, So. Africa
 Charles Boehnke (CB), Los Gatos, Calif.
 Roger Firestone (RF), St. Paul, Minn.
 R. Herrera (RH), Boston, Mass.
 Bill Lund (BL), Manhattan Beach, Calif.
 C. Murphy (CM), Scotia, N. Y.
 Alan Teller (AT), Flushing, N. Y.
 Matti Takala (MT), Helsinki, Finland

station at Guayaquil 1242, Apartado Postal 1316, Quito. The call-sign is HCXZ1. (WPE9ATE, RH, BL)

HCJB, Quito, is widely reported with "Caribbean Call" at 1830 daily on 15,115 and 11,915 kc., and with "Morning in the Mountains" at 0900 daily (except Mondays) on 15,115 and 17,890 kc. Station HCJB has dropped the Russian program on 9745, 11,915, and 15,115 kc. at 2330-0000 in favor of Eng., which now runs through from 2100 to 0000. (WPE1HY, WPE2ENK, WPE2FBB, WPE4CSS, WPE4CZE, WPE6BYB, WPE6CIH, WPE7ALO, CB)

Finland—The schedule from Pori reads: May 7 to Sept. 6—Eng. on Mondays and Fridays at 1530-1600; Sept. 7 to May 6—Eng. on Tuesdays and Saturdays at 0630-0700. Channels used: OIX4, 15,190 kc., 100 kw.;

SHORT-WAVE ABBREVIATIONS

annt—Announcement	L.A.—Latin America
B/C—Broadcasting	N.A.—North America
Eng.—English	R.—Radio
ID—Identification	s/off—Sign-off
kc.—Kilocycles	xmsn—Transmission
kw.—Kilowatts	xmtr—Transmitter

and OIX2, 9555 kc., 15 kw. OIX8, 11,805 kc., has been discontinued until further notice. (WPE2DTO, WPE8CUS, VE2PE1H)

Formosa—Taipei has been noted on the unannounced frequency of 11,725 kc., dual to 17,890, 15,225, and 6095 kc. at 0505-0550 in Eng. and to 0620 s/off in Japanese. (WPE1AAC, WPE2LH, WPE4BC, WPE6BWO)

French Guiana—R. Cayenne has moved up to 6175 kc., still with 1000 watts, and has evidently adjusted the schedule since it is now noted at 1710; French news is given at 1728 and music is broadcast from 1733 to 1803 s/off. (TY2PE1C)

Germany—K. Berlin International, Leipzig, 9730 kc., has replaced the Eng. xmsn at 1700 with one in Russian. (WPE2AXS)

Ghana—Accra can be noted on 4915 kc. at 0030-0200 with home news on the hour and "Radio Newsreel" at 0115-0200. (WPE2DLT)

India—All India Radio can be heard on 11,760 kc. (Madras) at 0630-0730 with Indian music to S.E. Asia, and on 9635 kc. (Delhi) at 1445 with an Eng. ID. Other programs being heard are broadcast to W. Africa on 15,240 kc. in Eng. at 1450-1545; to S.E. Asia on 11,895 and 9525 kc. with Eng. news at 1930-1940; and to S.E. Asia on 17,705 and 15,105 kc. in Tamil at 1915-2015 but with an Eng. ID at 2015. (WPE3NF, WPE4FI, WPE8MS)

Indonesia—YDF8, Djakarta, has definitely resumed use of 9867 kc. to Europe with Eng. at 1400-1500, but still works on 9586 kc. during the 0600 Eng. xmsn. (WPE3NF)

Ireland—Army Signal Corps, Curragh Camp, County Kildare, on 17,860 kc., has been noted at 1130-1145 with a xmsn to Irish troops in the Congo. Reports requested. (ZS-PE1A)

Shannon Aeradio EIP operates in the Aero Mobile and Aero Fixed Services with weathercasts at 15 and 45 minutes past the

hour on 3001 kc. (night), and on 5559, 8828, and 13,264.5 kc. (day). The power is 2 kw. Reports go to Shannon Aeradio, Ballygirreen, Newmarket-on-Fergus, Co. Clare, Ireland. (WPE1CR)

Italy—Caltanissetta now carries the Second Program in Eng. at the new time of 1900. (WPE2AXS)

Japan—Tokyo has replaced 9505 kc. with 11,780 kc., dual to 15,235 and 11,815 kc., at 0600 with Eng. news. Other transmissions noted: to Hawaii at 0030-0200 on 15,235 and 17,725 kc. (Eng. to 0110); to N.A. at 1930-2030 (Eng. to 2020) on 17,715, 15,125, and 21,520 kc.; and to N.A. and L.A. at 2200-0000 (Eng. at 2315-0000) on 11,800, 15,125, 17,725, and 21,520 kc. (WPE2LH, WPE6CGT)

Jordan—Hashemite Jordan B/C Service, P. O. Box 909, Amman, has Eng. and Arabic to N.A. on 7155 kc., with Eng. at 2045-2115. A new outlet has been noted on 15,170 kc. at 1800-2000 in Arabic and Spanish to South America. (WPE1AGM, WPE1CNH, WPE2BWA, WPE2EFE, WPE2EKC, WPE2FFM, WPE2FGX, WPE3CHG, WPE4AJ, WPE4BC, WPE4CUU, WPE4FI, WPE5AG, VE2PE1H, CM)

Liberia—ELWA, Monrovia, is now on 15,155 kc., replacing 15,085 kc., at 1000-1430. The 1430-1630 xmsn to N. Africa has been heard on 15,120, 15,125, or 15,155 kc. This station is also heard well on 11,825 and 21,535 kc. at 2100-2245 broadcasting in English. (WPE4FI, WPE4CDH, WPE9CPH)

ELBC, Monrovia, 3255 kc., has been noted

at 1630-1645 with music and at 0207-0215 with English news. (WPE8CUS, PY2PEIC)

Monaco—Norea Radio xmsns from Trans-World Radio in Monte Carlo are broadcast from 1230 in Norwegian and from 1300 in Swedish on 11,805 kc. Reports go to Norea Radio, Grensen 19, Oslo, Norway, or to Norea Radio, Tegnergatan 34, Stockholm, Sweden. Reports for Trans-World Radio go to Box 141, Monte Carlo, Monaco. There are religious programs in Eng. from 1400 to 1500/close. (WPE2AXS, WPE4CXV, WPE8MS, MT)

Netherlands—Hilversum now carries the "Happy Station Program" on Sundays at 1600-1730 to S. America on 11,780 kc. Other Sunday xmsns are scheduled at: 0100-0225 to Australia and New Zealand on 11,950 and 9715 kc.; 0530-0700 to Europe on 9745 and 6020 kc.; 1100-1230 to Africa, Mid-East, and Europe on 21,480, 15,445 and 6020 kc.; and 2100-2230 to N.A. on 11,730 and 6025 kc. (WPE2BRH, WPE4CON, WPE4DES, WPE4FI, WPE6ERW, WPE8CVR, WPE9CFS, WPE9CKR, WPE9CON)

New Hebrides—The only way to log these islands may be through the two radiotelephone stations, one at Vila on Efate Island, the other on Santo Island. Both of these stations operate on 6900 kc. at and around 1700 and 2330. (VE7PE2M)

New Zealand—R. New Zealand, Wellington, has a DX program on the first Wednesday of the month at 0140 and at 0530 on 11,780 and 6080 kc. The commentator is

TRU-VAC

SPECIAL OFFER!

Buy 1 tube at the regular price and get a second one for just **1¢!**

1¢ sale

1¢ SALE ONLY ON TUBES LISTED BELOW!

- For every tube you buy at 35¢ each, YOU GET A SECOND TUBE FOR JUST ONE PENNY!
- Buy 100 tubes for 33¢ each and GET AN EXTRA 100 TUBES FOR JUST \$11! Take your pick... tube types may be mixed!

IRS 6CC1 7A7 12D4
6AC7 6CQ8 12AD6 17AX4
6AG5 6J5 12AF6 17D4
6AU6 6J6 12AU7
6CB6 6SC7 12BL6
Each tube costs you only 17½¢ each, and in quantities of 100 tubes only 16¼¢ each!

LOOK! 1000 USED TV'S
Costly, famous make console models with little or no tube replacement! Require only minor adjustments. Perfect for re-sale, gifts, or as your own second set or as your own first set! (As is) 16", 17" and 19" screens shipped FOB. Harrison, N. J. **\$16.95**

1-yr. guaranteed Radio & TV Tubes

Factory Used or Factory Second Tubes! TRU-VAC will replace FREE any tube that becomes defective in use within 1 year from date of purchase! All tubes individually boxed, coded and branded "TRU-VAC." Partial Listing Only—Thousands More Tubes In Stock!

SPECIAL!		65N7GT.....30¢		6W4GT.....30¢	
024	3V4	6AB4	6AV6	6BQ6GT	6C57
147GT	4BQ7A	6AF4	6AW6	6B17	6C15
183CT	4B5B	6AM4GT	6AX4GT	6BR8	6C16
155	4CB6	6AK5	6BB	6B75C	6D6
1H5GT	4BZ7	6AH6	6AX5GT	6B58	6D6
1U5	5AT8	6AN8	6BB8	6A	6F6
1T4	5AM8	6AL5	6BA6	6B26	6DGGGT
1U4	5AN8	6AM8	6BC5	6B27	6DGG
1U5	5AT8	6AN8	6BB8	6A	6F6
1V2	5AV8	6AQ5	6BD6	6CA8	6M6
1X2	5AZ4	6AQ6	6BE6	6CD6G	6J7
2A4F4	5C68	6A07	6BF5	6CF6	6KGGT
2B4	5R4	6A5	6BGG	6CG8	6K7
2CV5	578	6A55	6BH6	6CH8	6N7
2AL5	5U4	6A76	6B46	6CL9	6VGGT
3BC5	5UR	6AU4GT	6BK5	6CM6	6S4
3B6	5V4C	6AUSGT	6BK7	6CM7	6S8GT
3B26	5V6GT	6AUB	6BL7GT	6CN7	6S7
3CB6	5X8	6AV5GT	6BN6	6CR6	6S7GT
354	5Y3				

35¢
\$33 PER 100 TUBES
These Types Not Included In 1¢ Sale!

BRAND NEW 1-YEAR GUARANTEED TV PICTURE TUBES

Below Listed prices do not include dual. Add Additional \$3.00 Deposit on tube sizes to 20"; on 21" and 24" tubes—\$7.50. Deposit refunded immediately when dual is returned prepaid. All picture tubes—\$4.00 extra. Picture tubes shipped only to continental USA and Canada—All tubes P.O.B. Harrison, N. J.

10BP4	7.99	17CP4	16.99	21AMP4	17.99	21KP4	18.39
16BP4	16.99	17TP4	16.99	21AP4	18.79	21YP4	18.39
16RP4	11.99	20CP4	15.89	21AWP4	17.49	21WP4	17.49
17AVP4	15.49	20HP4	17.89	21EP4	17.29	21YP4	18.39
17BP4	13.49	21ALP4	18.79	21FP4	18.39	24CP4	27.79

ATTENTION QUANTITY USERS! Big Discounts Are Yours... Call or Write For Our 1000 Tube "Private Label" Special!

Money cheerfully refunded within five (5) days, if not satisfied! SHIPPING INSTRUCTIONS: TRU-VAC PAYS YOUR POSTAGE on orders of \$5 or more in USA and Territories. Send approximate postage on Canadian and foreign orders. Any order less than \$5 requires 25¢ handling charge. Send 25¢ on C.O.D.'s. ANY TUBE NOT LISTED ALSO AVAILABLE AT 35¢ EACH!

TRU-VAC

Harrison Avenue • Box 107 • Harrison, N. J. Humboldt 4-9770

POPULAR ELECTRONICS

Advertisers' Index

September 1961

ADVERTISER	PAGE
A.E.S., Inc.	21
Airex Radio Corporation	32
Allied Radio	102, 103, 104, 105
American Institute of Engineering & Technology	108
American Radio Operators & Technicians Institute	112
American Technical Writing Schools, Inc.	109
Bailey Technical Schools	20
Blonder-Tongue	88
Browning Laboratories, Inc.	32
Bud Radio, Inc.	26
Burgess Battery Company	4
Burstein-Applebee Co.	22
Cadre Industries Corp.	2nd COVER
Capitol Radio Engineering Institute, The	89
Central Technical Institute	27
Cleveland Institute of Electronics	39
Coyne Electrical School	93, 107
DeVry Technical Institute	5
Dumont Emerson Corp.	96
E.C.I. Electronics Communications Inc.	23
EICO	40
Electronic Market	96
Electronics Book Service	25, 29
Electrophono & Parts Corp.	12
Globe Electronics	99
Grantham School of Electronics	15
Greenlee Tool Co.	16
Grove Electronic Supply Company	107
Hallicrafters	24
Heath Company	90, 91
Holt, Rinehart and Winston, Inc.	101
Indiana Technical College	108
Johnson Co., E. F.	16, 113
Key Electronics	108
Kuhn Electronics, Inc.	106
Lafayette Radio	11, 94, 95
Lampkin Laboratories, Inc.	108
Lektron	87
Milwaukee School of Engineering	38
Mosley Electronics, Inc.	92
Moss Electronic, Inc.	3rd, 4th COVER
National Radio Institute	1, 17, 18, 100
National Technical Schools	85, 86
Pacotronics, Inc.	7, 8, 9, 10
Petersen Radio Co., Inc.	22
Picture Tube Outlet	108
Progressive "Edu-Kits" Inc.	19
RCA Institutes, Inc.	34, 35, 36, 37
Rad-Tel Tube Co.	120
Radio Shack Corp.	26, 97, 111
Radio-Television Training School	13
Radiocom	106
Rider Publisher, Inc., John F.	30
Robin Radio Co.	108
Saxitone Tape Sales	111
Sherwood Electronic Laboratories, Inc.	14
Sleep-Learning Research Ass'n	112
SoNar Electronic Tube Co.	97
Sonar Radio Corporation	100
Sunmaster Electric Products	112
Tech-Master	20
Transis-Tronics, Inc.	3
Tri-State College	112
Tru-Vac	115
Turner Microphone Company, The	28
United Scientific Laboratories, Inc.	12
Valparaiso Technical Institute	108

Arthur Cushen, one of the world's foremost DX'ers. (WPE2LH)

Nicaragua—Medium-wave DX'ers might look on 825 kc. for YNOL after WNYC s/off at 2100. At 2125, check for the program called "Back to the Bible." (WPE2DDW)

Peru—R. El Sol, OBX4C, Lima, has returned to the air on 15,170 kc. after a long absence and is heard well at 2000-2300. At closing, they announced that OBX4C was dual to OBX4Q on 3970 kc. in the 49-meter band; this is obviously incorrect since it was not found there, nor on the listed 5970 kc. (WPE4FI, WPE6BPN)

OAX7C, R. Tahuantisuyo, Cuzco, 6218 kc., has been noted around 2145 with music and some ads, all-Spanish. The frequency is given on the air as 6175 kc. (PY2PE1C)

Portuguese India—According to a card from Goa, they request reports for their broadcast on 21,580 kc. which is aired at 1130-1330. (WPE1AAC)

R. Goa is also heard on 15,385 kc. in Eng. at 2330-2345 with news, music to 2350, news commentary to 2355, and music to 0000 s/off. (CB)

Southern Rhodesia—Salisbury, on 3396 kc., has been noted running past the listed 0000 s/off with Eng. news from 0000 to 0015/fade or s/off. This is dual to 4911 kc., which is readable to 0030. (WPE3NF)

St. Pierre—In addition to the 18,000-kc. (approx.) frequency reported previously, the St. Pierre radiotelephone utility has also been heard on 12,100 kc. (approx.) with a recorded test anmt in Eng. and French. Reports should go to St. Pierre Radio-Telephone, French Liaison Center, St. Pierre Island. (WPE8AGY)

Switzerland—Berne has opened two new channels: 11,715 kc. at 0045-0145 and 1200-1745 to Africa; and 17,795 kc. at 0945-1130 to S. Asia, dual to 15,315 kc. (WPE4FI)

Berne is also noted at 2030-2215 and 2315-0000 on 9535 kc. (Eastern N.A.); 11,865 kc. (Western N.A.); and 6165 kc. (Central America). (WPE3BOG, WPE3CHB, VE1PE4R)

Tonga Islands—Another excellent possibility for medium-wave DX'ers is ZCO, *The Voice of the Tonga Islands*, in Nukualofa. Look for this one on 1020 kc. around 0200 in English. (CB)

Tunisia—Tunis has shifted from 5985 to 6115 kc. and is noted around 1645 with Arabic music and an excellent signal. (WPE1HY, WPE3NF)

United States—WW2XAJ is an experimental station at Mayaguez, Puerto Rico, operating for propagation purposes. It transmits unmodulated carrier 24 hours a day on 9757.5, 11,927.5, 15,102.5, and 17,882.5 kc. Power is 100 watts. (WPE4FI)

Uruguay—R. Australia reports that a new station with the call-sign CXA3 is on the air at 1900-2300 on 11,852 kc. Has anyone heard it? (BL)

Yugoslavia—A letter from Belgrade gives this partial Eng. schedule: 1530-1600 and 1645-1700 on 9505, 11,735, and 15,240 kc.; and 1830-1900 on 6100 and 7200 kc. Reports should go to *Radio Television Belgrade*, P. O. Box 880, Hilendarska 2, Belgrade. (WPE1KW, WPE8AGY)

-50-



ELECTRONICS MARKET PLACE

RATE: 60¢ per word. Minimum 10 words prepaid. November issue closes September 8th. Send order and remittance to Martin Lincoln, POPULAR ELECTRONICS, 1 Park Ave., New York 16, N. Y.

FOR SALE

GOVERNMENT Sells Surplus: Electronics; Oscilloscopes; Transceivers; Test Equipment; Radar; Sonar; Walkie-Talkies; Boats; Jeeps; Aircrafts; Misc.—Send for "U.S. Depot Directory & Procedures"—\$1.00—Brody, Box 425(PE), Nanuet, New York.

TV Tuners—Rebuilt or Exchanged \$9.95 complete—all types—fast, guaranteed service. Send tuner with all parts to: L.A. Tuner Exchange, 4611 West Jefferson Blvd., Los Angeles 16, California.

GOVERNMENT Surplus Receivers, Transmitters, Snooper-scopes, Parabolic Reflectors, Picture Catalog 10¢. Meshna, Malden 48, Mass.

WPE-SWL-CB-QSL Cards — Samples 10¢ — "Brownie" W3CJ1, 3110A Lehigh, Allentown, Penna.

DIAGRAMS for repairing radios or Television \$2.00. Give make, model. Diagram Service, Box 672-PE, Hartford 1, Conn.

BEFORE You Buy Receiving Tubes or Hi-Fi Components send now for your giant Free Zalytron current catalog—featuring nationally known Zalytron First Quality TV-Radio Tubes, Hi-Fi Stereo Systems, Kits, Parts, etc. All priced to Save You Plenty—Why Pay More? Zalytron Tube Corp., 220 W. 42nd St., N.Y.C.

CITIZENS Band—Amateurs! Add squelch action to your transceivers. OZCO "Snoozer" quiets beyond belief! Compact, completely wired, guaranteed. Easily installed! Only \$2.00 each, \$3.95 pair, postpaid, tax included. OZCO Sales, Canaan, Connecticut.

EMERGENCY Power Convert auto type generator for 120v 60cy output to 750w instructions \$2.50 winding kit less generator \$7.95. W. H. Houck, Box 8331, Orlando, Fla.

QUIET operation of your transceiver with a Qualitykit Noise Control. Variable attenuation of high frequencies without signal loss. Available in kit form for \$3.75 or assembled in attractive box for \$4.75. Instructions for easy installation included. Prepaid from Qualitykit, P.O. Box 5184, North Charleston, S. C.

AUTOMATIC Telephone Dialer. Remembers and dials thousands of numbers at the push of a button. Inexpensive construction plans \$4.75. Seaway Electronics, 5880 Hollywood Blvd., Hollywood 28, California.

LUGS and Terminals, Tin Plated, 250 Piece Assortment—Includes Stud Sizes #2, #4, #6, #8, #10, 1/4",—Send Only \$1.00, Postpaid—Free Literature of Other Hardware Bargains and Assortments Will be Sent with Your Order. Ace Industrial Supply Co., Dept. PE-9, 186 East 2nd St., New York 9, N. Y.

GLOSSY QSL's (2c) 100, \$1.75. Pearce, 192 Osborne, Danbury, Conn.

DETECT police radar traps before they detect you. Plans \$1. Universal electronic tachometer plans \$1. Wardell Smith, Electronic Designs, 65 Glenwood Road, Upper Montclair, New Jersey.

CITIZENS Band HE-15 & 15A, TR800, 910 RA-395, 449 Etc. Owners. Disgusted? Relax! Hear only the channel you tune. Dual conversion adapter increases selectivity & sensitivity beyond belief. In easy-to-kill form, all parts, schematic, pictorial, complete \$14.95, with tubes \$16.95, or \$5.00 deposit + C.O.D. Order now! Bainbridge Radio, 2649 Bainbridge Ave., New York 58, N. Y.

TELEPHONE Extension in your car. Answer your home telephone by radio from your car. Complete diagrams and instructions \$2.00. C. Carrier Co., 5880 Hollywood Blvd., Hollywood 28, Calif.

EAVESDROP with a pack of cigarettes. Miniature transistorized FM Radio Transmitter. Complete diagrams and instructions \$2.00. C. Carrier Co., 5880 Hollywood Blvd., Hollywood 28, Calif.

POLICE Radar Detector. Stop before those radar speed traps. Fool proof, legal system. Complete diagrams and instructions \$2.75. C. Carrier Co., 5880 Hollywood Blvd., Hollywood 28, Calif.

ELECTRONIC—Scientific Kits by Kit-tronics. Metal Detector, SW Radio, Experimental kits. Catalog and Discount Certificate 10c. Kit-tronics Corporation, Dept. B-11, 6509 Whitman Avenue, Van Nuys, California.

"**SPECIAL!** WPE-SWL-CB-QSL cards, 3 colors, \$2.50 per 100—Free Samples. Garth, Jutland, New Jersey."

CITIZEN Band Crystals—Direct From Manufacturer. Guaranteed .005% Tolerance. Send Only \$1.75 For Each Crystal With Equipment Mfg. Name, Model No. And Channel No. To Michigan Crystal Co., Inc., Box 413, Lansing, Michigan.

GREENWICK Converter. Handy pocket book, with computing dial. Tells time anywhere. Fast. Long needed. \$1.25 PP. Loeber, 224-T Wyatt, Lincoln, Ill.

FIELD strength Meter Converter for all CB and Ham operators. Convert your present Volt-Ohm Meter to sensitive field strength Meter with this inexpensive attachment. Send \$2.95 check or money order to: O-P Electronics, Box 5091, Grosse Pointe 36, Michigan.

GARAGE Door Operators \$59.95. Rugged chain drive automatic units. Highest quality. Free literature. Demasco, Inc., Sebring 24, Ohio.

FREE Fluorescent Catalog. Includes midget fluorescent fixtures, fixture kit bargains, parts. Shoplite, 650 E. Franklin, Nutley 10, New Jersey.

15 Distance One-tube plans—25¢; One-tube Handbook—50¢, including "Electronics-Science," 12 issues \$2.50. Laboratories, 1131-L Valota, Redwood City, California.

TELEPHONE Handsets for inter-house, house to garage phone calls. With transmitter, receiver, 3 conductor cord, illustrated instructions (guaranteed same handsets as used in our national telephone system) delivered \$2.95. Two for \$5.00. Telephone Supply, Dept. PE-9, 1760 Lunt, Chicago 26.

BE A Spy. Correspondence course on wire tapping, bugging, telescopic sound pickup, recording techniques, microphotography, and invisible photography. Lessons in surveillance, tailing, and use of equipment. Complete course \$22.50. C. Carrier Co., 5880 Hollywood Blvd., Hollywood 28, Calif.

COLOR TV. Convert your black and white TV to color. Completely Electronic. No mechanical gadgets. Costs about \$35. Complete construction details \$4.75. DB Enterprises, 8959 Wonderland Ave., Hollywood 46, Calif.

JUNK Your Distributor and Voltage Regulator. Improve automobile mileage and performance. Construction details for transistorized distributor and voltage regulator \$4.75. No moving parts. DB Enterprises, 8959 Wonderland Ave., Hollywood 46, Calif.

TV Camera. Build for less than \$50. Construction Details \$4.75. DB Enterprises, 8959 Wonderland Ave., Hollywood 46, Calif.

MORSE Code by Sleep Teaching. Guaranteed. 4 taped lessons to 18 WPM: \$12.95 each. Electro-Sleep, 8959 Wonderland Ave., Hollywood 46, Calif.

ADULT Party Record and Catalog: \$1.00. DRC—11024 Magnolia. No. Hollywood, Calif.

GOVERNMENT Surplus, Radios, Jeeps, Walkie Talkies, Boats, Binoculars, Etc.—Send for "Depot Locations and Procedures"—50¢—Delta, Box 2262, Dallas 21, Texas.

ZENITH Trans-Oceanic transistor Royal model 1000D, \$200.00. Ray Martin, Smithville, Ohio.

QUALITY Rubber Stamps. Three lines, \$1.00. Smith, 1719 P St., Sacramento, California.

TELEPHONE Voice Switch (LS-500). Actuates automatically and unattended any tape or wire recorder. Pictorial installation instructions included. \$23.75. Post Paid U.S. WJS Electronics, 1130 N. Highland Ave., Los Angeles 38, Calif.

INVESTIGATORS! Do your own sound work. Write for free brochure of latest electronic equipment, WJS Electronics, 1130 N. Highland Ave., Los Angeles 38, Calif.

SURPLUS Electronics at surplus prices. Send for free list. Fertik & Co., 9th & Tioga Sts., Phila. 40, Pa.

THROW Away Your TV Rabbit Bars! Eliminate outside TV Antennas. Send Stamp for Circular. Western Radio, Dept. 9E, Kearney, Nebr.

SHORT Wave All-Brand Radio Kit Complete \$19.95! Send stamp for circular. Western Radio, Dept. 9E, Kearney, Nebr.

TALK Car to Car up to 5 miles with Carfone \$29.95. Send stamp for information. Western Radio, Dept. 9E, Kearney, Nebr.

TINY Radio. No Tubes-Batteries or Transistors. Works forever. Send stamp for catalogue. Midway Radio, Dept. 7E, Kearney, Nebr.

WORLDWIDE All-Wave Low-Cost Portable Radio. Send stamp for catalogue. Western Radio, Dept. 7E, Kearney, Nebr.

TALK from House to Car or to any Radio with Walkie Talkie. Send stamp for catalogue. Western Radio, Dept. 7E, Kearney, Nebr.

WORLD'S Tiniest Transistor Radio—Many others. Send stamp for catalogue. Western Radio, Dept. 7E, Kearney, Nebr.

TALK to others—Miles Away with Low-Cost Radio-phone—No license. Send stamp for circular. Western Radio, Kearney, Nebr.

HEAR Russia—Europe—the Whole World! Short-Wave Adapter works on any radio—no hookups. Send stamp for catalogue. Western Radio, Dept. 7E, Kearney, Nebr.

RUBBER Stamp with your name and address Free with your first \$5.00 order, Technicians Specials. Write For Price List Free. Kays, 172 W. 34th St., Riviera Beach, Florida.

HAMS Experience With Ratty, Teletype Machines For Sale. Write Hedenn, 1322 Sharon Road, Tallahassee, Fla.

SWL—CB—OSL—Photographic Cards Send \$3.00 For 100 And Snapshot, Tyree, 771 Fegan Globe, Arizona.

CB—OSL—SWL cards. Samples 10c. Include your personal picture on cards. No extra Cost. Signal, Adams County, Manchester, Ohio.

INFRA-RED! Snooperscopes, Optics, Lamps, Parts. World's largest stock Infra-red components. Write for Free Infra-red Catalog. McNeal Electric & Equipment, Dept. EW-9, 4736 Olive, St. Louis 8, Mo.

SEND Specifications and we will design and send a schematic along with appropriate assembly instructions for any circuit you desire. For information write; Custom Design, P.O. Box 63, Roslyn, Pa.

WANTED

TRIGGER—W9IVJ. We Buy Shortwave Equipment For Cash. 7361 W. North, River Forest, Ill., Phone PR 1-8616. Chicago TU 9-6429.

QUICKSILVER, Platinum, Silver, Gold, Ores Analyzed. Free Circular. Mercury Terminal, Norwood, Massachusetts.

HIGH-FIDELITY



DISGUSTED with "Hi!" Hi-Fi Prices? Unusual discounts on your High Fidelity Requirements. Write Key Electronics, 120 Liberty St., New York 6, N. Y. Cloverdale 8-4288.

DON'T Buy Hi-Fi Components, Kits, Tape, Tape Recorders until you get our low, low return mail quotes: "We Guarantee Not To Be Undersold." Wholesale Catalog Free. Easy time payment plan, 10% down—up to 24 mos. to pay. Hi-Fidelity Center, 220 PC-E.23 St., New York 10, N. Y.

PRICES? The Best! Factory-Sealed Hi-Fi Components? **RECORDERS**, Components. Free wholesale catalogue. Carston, 125-P East 88, N. Y. C. 28.

PROMPT Delivery, We Will Not Be Undersold. Amplifiers, Tape Recorders, Tuners, Etc. No Catalogs, Air Mail Quotes. Compare. L. M. Brown Sales Corp. Dept. P, 239 E. 24 St., N.Y. 10, N.Y.

SOUNDSTASTIC! That's what our customers are saying upon receiving our prices on our latest High Fidelity Stereo and Monaural, Amplifiers, tuners, turntables, speakers, tape recorders, kits. All brand new with factory guarantee. Individual quotations only. No catalogues. Audio World, 2057 Coney Island Avenue, Brooklyn 23, New York. Dept. HR.

COAXIAL Speaker Special—Heavy duty 12" woofer, 3" tweeter, top quality by prime U.S. manufacturer, 12 watt, 8 ohm—\$13.50 each, 2 for \$25.00 postpaid. Order while supply lasts from West Pacific Distributing, 1301 N.W. Glisan, Portland 9, Oregon.

TAPE & RECORDERS

TAPE Recorders, Hi-Fi, components, Sleep Learning Equipment, tapes. Unusual Values. Free Catalog, Dressner, 1523PE, Jericho Turnpike, New Hyde Park, N. Y.

RENT Stereo Tapes—over 2,000 different—all major labels—free catalog. Stereo—Parti, 811-G Centinela Ave., Inglewood 3, California.

NEW self-hypnosis tape or LP record teaches you quickly, easily. Free literature. McKinley Co., Box 3038, San Bernardino, California.

AMPEX, Bozak, Citation, Concertone, Crown, Magnecord, Presto, Norelco, Tandberg, Sherwood, Thorans, Scott, Shure, others . . . Trades. Boynton Studio, Dept. PE, 10 Pennsylvania Ave., Tuckahoe, N. Y.

PATENTS

PATENT Searches, \$6.00. For free Information Record, and "Information Inventor's Need, write: Miss Heyward, 1029 Vermont Avenue NW, Washington 5, D. C.

INVENTIONS WANTED

INVENTIONS wanted. Patented; unpatented. Global Marketing Service, 2420-P 77th, Oakland 5, Calif.

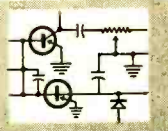
INVENTIONS Wanted for immediate promotion! Patented, unpatented. Outright cash; royalties! Casco, Dept. BB, Mills Building, Washington 6, D. C.

REPAIRS and SERVICING

ELECTRONIC kits wired and tested. Write for free estimate. Naczas Kit Service, 18 Wolfe Street, Manchester, N. H.

REPAIR on Surplus Meters—Test Equipment. Bigelow Electronics, Bluffton, Ohio.

INSTRUCTION



EXPERIMENT with nature's electronics. Instructions—Stillwater, Box 337E, Morris Plains, New Jersey.

ENGINEERING Education for the Space Age. Northrop Institute of Technology is a privately endowed, nonprofit college of engineering offering a complete Bachelor of Science Degree Program and Two-Year accredited technical institute curricula. Students from 50 states, many foreign countries. Outstandingly successful graduates employed in aeronautics, electronics, and space technology. Write today for catalog—no obligation. Northrop Institute of Technology, 1179 West Arbor Vitae Street, Inglewood 1, California.

EARN \$150 Week as Electronics Draftsman. Send \$2 first lesson, or \$25 complete home study course. Prior, Inc., Dept. 12, 23-09 169 Street, Whitestone 57, New York.

"CODE-AID" New gadget and system to learn Int'l Morse Code! Fits in pocket. Study anytime, anytime. \$1. ppd. Code-Aid, P.O. Box 3295 C., Van Nuys, Calif.

MACHINISTS! Tradesmen! Inventors! Learn to read micrometers and verniers! Big drawings and instructions. Decimal equivalents. Regularly \$1.50, Now only \$1.00. Molnar, P.O. Box 3202, Pomona, California.

HIGHLY Effective Home Study Review for FCC Commercial Phone Exams. Free literature. Wallace Cook, Box 10634, Jackson 9, Mississippi.

ORGAN Servicing. Remarkable new home study course covering every make of electronic organ. Get full details on the rapidly expanding field. Free booklet: Niles Bryant School, Department K, 3731 Stockton Boulevard, Sacramento, California.

PHOTOGRAPHY—FILM EQUIPMENT, SERVICES

PHOTOMURALS Individually Made Any Size or Color Your Negative Or Choose From Our Thousands. Brochure 50¢. Al Greene Associates, 1333 South Hope Street, Los Angeles 15, California.

SCIENCE Bargains—Request Free Giant Catalog "CJ"—144 pages—Astronomical Telescopes, Microscopes, Lenses, Binoculars, Kits, Parts. War surplus bargains. Edmund Scientific Co., Barrington, New Jersey.

BOOKS

BOOKS—All 10¢. 2000 titles, all subjects, catalog free. Cosma, Clayton, Ga.

STAMPS & COINS

200 Different U.S. Stamps \$1.00 Approvals included. Shelron, Box 907-H, New York 8, N. Y.

MILLION Foreign Stamps! 2¢ each! Send for thrilling, giant approvals! ABC, Box 6000-RA, San Francisco 1, California.

TERRIFIC Stamp Bargain! Israel—Iceland—San Marino—plus triangle set—Plus Antigua—Borneo—Virgin—Scouts—Congo—Russia—Plus large stamp book—all four offers free—Send 10¢ for mailing cost. Empire Stamp Corporation, Dept. Z2, Toronto, Canada.

LEATHERCRAFT

FREE "Do-It-Yourself" Leathercraft Catalog. Tandy Leather Company, Box 791-W-41, Fort Worth, Texas.

PLASTICS

NEW Liquid Casting Plastic, clear, colors. Embed real flowers, butterflies, photos, coins. Send 25¢ for two handbooks "How to Cast Liquid Plastics" and "How to Make Extra Money at Home". Castolite, Dept. K-108, Woodstock, Illinois.

BUSINESS OPPORTUNITIES

BUY Direct from factories. Appliances, cameras, watches! Free details! Cam Co., 436 PE Bloomfield Ave., Verona, N. J.

VENDING Machines—No Selling. Operate a route of coin machines and earn amazing profits. 32-page catalog free. Parkway Machine Corporation, Dept. 12, 715 Ensor St., Baltimore 2, Md.

FREE Book "990 Successful, Little-Known Businesses." Work home! Plymouth—450K, B. O. J. N. 4, New York.

GROW Mushrooms. Cellar, shed and outdoors. Spare, full time, year round. We pay \$4.50 lb. dried. We have 29,000 customers. Free Book. Mushrooms, Dept. 334, 2954 Admiral Way, Seattle, Wash.

MAKE \$25-\$50 Week, clipping newspaper items for publishers. Some clippings worth \$5.00 each. Particulars free. National. 81-DG, Knickerbocker Station, New York.

A Second Income From Oil Can End Your Toil! Free Book And Oilfield Maps! National Petroleum, Panamerican Bldg.—PE, Miami 32, Florida.

BIG Money—Operate own fix-it shop. Service household appliances, motors, mowers, saws, skates, etc. Free book. Christy Trades School, A-114, 3214 W. Lawrence, Chicago 25.

ELECTRONICS: Make this your career and you can start working almost as soon as you start your training. You study only Electronics subjects during the first two years required for the Associate in Science Degree. (Accredited). While working in Electronics you can then study for your Bachelor of Science Degree. (State Approved). Small classes; day or evening. Unique labs developed for teaching digital computers, closed circuit T.V., communications, transistors etc. Students from all over the world. A non-profit organization owned and endowed by the Sherry Griswold Foundation. Schools at Inglewood, San Diego and Costa Mesa, California. Write for catalog. Electronic Technical Institute, College of Engineering, Inglewood, California.

\$3.00 HOUR—home, sparetime, assembling pump lamps. Easy. Write. OUGOR, 67 E. Caldwell, Arkansas.

I WANT A MAN who wants a business of his own. I will train you, supply the equipment, help finance you, start you rolling. This is not a risky get-rich-quick scheme. It is a legitimate business, exclusive protected franchise, proved successful by hundreds throughout the country. Send name, address and phone number to Marion Wade, 2117 North Wayne, Dept. 455M, Chicago 14, Illinois.

ELECTROPLATING equipment and supplies. All types for home work shops. Free Catalog. HBS Equipment Division, 1624 East First Street, Los Angeles 33, California.

EDUCATIONAL OPPORTUNITIES

DETECTIVE Profession. Home Study. Badge, Certificate, Future. 4563-AG York, Los Angeles 41, Calif.

EMPLOYMENT INFORMATION

HIGH Paying Jobs in Foreign Lands! Send \$2.00 for complete scoop! Foreign Opportunities, Box 172, Columbus 16, Ohio.

EARN Extra money selling advertising book matches. Free samples furnished. Matchcorp, Dept. MD 91, Chicago 32, Illinois.

MISCELLANEOUS

WRITERS!—Free Sample copy of Pink Sheets listing top-notch USA markets for short stories, articles, books and plays available to you upon request. Write today! Literary Agent Mead, 915 Broadway, New York 10, N. Y.

HANDMADE Shoes, Boots your specifications; \$12.75 up information How-Hoo Shoes, 3108 Kallin, Long Beach, Calif.

"BIRTH Control," All methods explained. 24 illustrations. Book. \$3.98. Eaco, Box 1242-C, Santa Rosa, California.

"WINEMAKING," "Beer, Ale." Strongest methods. Illustrated. \$2.20. Eaton Beverage Supplies, Box 1242-C, Santa Rosa, California.

"BANNED, censored issue," 15c—Pedestrian League, #1308, Church Station, NYC 8.

"HOMEBREW Guide" Complete Illustrated Instruction Manual. \$1.00. Hydrometers \$3.85 up. Free Catalog. CalBrew Supplies, 1225-L, Seaside, California.

BUY DIRECT FROM RAD-TEL!!

UP TO 75% OFF ON

RAD-TEL'S FIRST QUALITY

BRAND NEW TUBES

ONE FULL YEAR GUARANTEE

SERVICEMEN: Now speedy one-day service.

BUY DIRECT FROM RAD-TEL! YOU'LL SAVE PLENTY. YOUR ORDER SHIPPED WITHIN 24 HOURS AFTER RECEIVING AND PROCESSING. RAD-TEL SELLS ONLY BRAND NEW TUBES, NOT USED.

THE SIGN OF RAD-TEL'S RELIABILITY



GUARANTEED RAD-TEL TRANSISTORS SET TESTED

All Transistors Germanium PNP

AF **ST*** as AF Driver. Use as: Driver Low Power Output, Code Osc., DC Amp., Control, Test Instr., Pre-Amp., Timers, Organ, etc. **39c ea.**

RF **ST*** as Converter in an American set. Use as: Converter Sq. Wave Gen., RF Osc., Amp. Regen. Det., etc. **49c ea.**

IF **ST*** as 455kc IF in an Amer. set. Use as: IF Amp., Grid Dip Osc., Electronic Computer, RF Osc., Switch, Amp., etc. **49c ea.**

AUTO OUTPUT **ST**** as Audio Power Output into Speaker. 90% of Auto Radios so Powered. Use as Power Amp., Mobile Power Supply, Voltage Regulator, Osc. DC to DC Converters. **79c ea.**

HI POWER **ST**** as Hi Power AF Output. Ideal as DC to DC Converter. Multivibrator replaces Vibrator supply. **\$1.39 ea.**

HI CURRENT SILICON RECTIFIERS
15 AMPS
20 ma max
Reverse 1 at PIV

PIV	Price Each	lots of 10	lots of 50
50	2.25	2.00	1.75
100	2.50	2.25	1.90
200	2.75	2.50	2.25
300	3.25	2.95	2.70
400	3.95	3.50	3.00

500 MA SILICON RECTIFIER Epoxy construction, size of 1-watt resistor
1 reverse at 450 Volts. 3 ma

Each rectifier "Performance Tested" on an American TV Set
30c lots of 20 ea. **35c** lots of 10 ea. **45c** ea.

*SET TESTED IN AMER. TRANSISTOR RADIO OF CURRENT MFR.
**SET TESTED IN AMER. AUTO RADIO OF CURRENT MFR. AT 16 VOLT BATTERY SUPPLY.

Rad-Tel eliminates complicated characteristics and numbers with their "SET-TESTED" Transistors. Transistors Tested to Rad-Tel's specifications—available on request. 100% Satisfaction Guaranteed. Substitute or replace with Rad-Tel Transistors on the basis of similar operating characteristics . . . at Low, Low Prices.

• NOT AFFILIATED WITH ANY OTHER MAIL ORDER TUBE COMPANY •



SEND FOR FREE TROUBLE SHOOTER GUIDE AND NEW TUBE & PARTS CATALOG

RAD-TEL TUBE CO.

DEPT. PE-961 55 CHAMBERS STREET, NEWARK 5, N. J.

TERMS: 25% deposit must accompany all orders, balance C.O.D. Orders under \$5: add \$1 handling charge plus postage. Orders over \$5: plus postage. Approx. 8 tubes per 1 lb. Subject to prior sale. Prices subject to change. No C.O.D.'s outside continental USA.

EACH TUBE INDIVIDUALLY & ATTRACTIVELY BOXED

Qty.	Type	Price	Qty.	Type	Price	Qty.	Type	Price
	0Z4M	.79		6BA6	.50		12AE6	.43
	1AX2	.62		6BC5	.61		12AF3	.73
	1B3GT	.79		6BC7	.94		12AF6	.49
	1G3	.79		6BC8	.97		12A16	.46
	1J3	.79		6BD6	.51		12A15	.45
	1K3	.79		6BE6	.55		12AL8	.95
	1R5	.62		6BF6	.44		12AQ5	.52
	1S5	.51		6BG6	1.66		12AT6	.43
	1T4	.58		6BH6	.65		12AT7	.76
	1U4	.57		6BH8	.87		12AU6	.50
	1U5	.50		6B16	.62		12AU7	.61
	1X2	.82		6BK7	.85		12AV5	.97
	2AF4	.96		6BL7	1.00		12AV6	.41
	2CY5	.71		6BN4	.57		12AV7	.75
	2EA5	.70		6BN6	.74		12AX4	.67
	3AL5	.42		6BQ5	.65		12AX7	.63
	3AU6	.51		6BD6GT	1.05		12AZ7	.86
	3AV6	.41		6BQ7	1.00		12BA	.63
	3BA6	.51		6BR8	.78		12BA6	.50
	3BC5	.54		6BU8	.70		12BD6	.50
	3BE6	.52		6BV6	.54		12BE6	.53
	3BN6	.76		6BZ6	.55		12BF6	.44
	3BU8	.78		6BZ7	1.01		12BH7	.77
	3BY6	.55		6C4	.43		12BL6	.56
	3BZ6	.55		6CB6	.55		12BQ6	1.06
	3CB6	.54		6CD6	1.42		12BY7	.77
	3CF6	.60		6CF6	.84		12BZ7	.75
	3CS6	.52		6CG7	.61		12C5	.56
	3D4	.85		6CG8	.77		12CR6	.56
	3DK6	.60		6CM7	.66		12CS6	.58
	3DT6	.50		6CN7	.65		12CUG	1.06
	3S4	.61		6CR6	.57		12D8	.75
	3V4	.58		6CS6	.57		12DL8	.85
	4BC8	.96		6CS5	.58			
	4BQ7	1.01		6CU6	1.08		12DQ6	1.04
	4BS8	.98		6CV5	.71		12D57	.79
	4BZ7	.96		6CY7	.71		12DW8	.89
	4CB6	.56		6DA4	.68		12DZ6	.56
	4CS6	.61		6DB5	.69		12E05	.62
	4CV5	.71		6DE6	.58		12EL6	.50
	4DE6	.62		6DE6	.59		12E06	.54
	4DT6	.55		6DQ6	1.10		12E26	.53
	5AM8	.79		6DT5	.76		12E46	.65
	5AN8	.86		6DT6	.53		12FM6	.66
	5A05	.52		6D78	.94		12K5	.65
	5AT8	.80		6E48	.79		12SK7GT	.74
	5BK7A	.82		6EM7	.91		12SN7	.67
	5BQ7	.97		6E08	.79		12S07M	.78
	5BR8	.79		6G6H	.79		12J07	.62
	5CG8	.76		6HG6T	.58		12V6GT	.53
							12W6	.69
	5CL8	.76		6J5GT	.51		12X4	.38
	5EA8	.80		6J6	.67		17AX4	.67
	5EU8	.80		6K6	.63		17BQ6	1.09
	5J6	.68		6SA	.51		17C5	.58
	5T8	.81		6SA7GT	.76		17CA5	.62
	5U4	.60		6SK7	.74		17D4	.69
	5U8	.81		6SL7	.80		17DQ6	1.06
	5V6	.56		6SN7	.65		17L6	.58
	5X8	.78		6SQ7	.73		17W6	.70
	5Y3	.46		6T4	.99		19AU4	.83
	6AB4	.46		6U8	.83		19B6	1.39
	6AC7	.96		6V6GT	.54		19T8	.80
	6AF3	.73		6W4	.60		21EX6	1.49
	6AF4	.97		6W6	.71		25BQ6	1.11
	6AG5	.68		6XA	.39		25C3	.53
	6AH6	.99		6XS0T	.53		25CA5	.59
	6AK5	.95		6X8	.80		25CD6	1.44
	6AL5	.47		7AU7	.61		25CUG	1.11
	6AM8	.78		7A8	.68		25DQ6	1.42
	6AQ5	.53		7B6	.69		25EH5	.55
	6AR5	.55		7Y4	.69		25L6	.57
	6AS5	.60		8AU8	.83		25W4	.68
	6AT6	.43		8AW8	.93		25Z6	.66
	6AT8	.79		8BQ5	.60		35C5	.51
	6AU4	.82		8CG7	.62		35L6	.57
	6AUG	.52		8CX8	.93		35W4	.42
	6AU7	.61		8EB8	.94		35Z5GT	.60
	6AU8	.87		11CY7	.75		50B5	.60
	6AV6	.41		12A4	.60		50C5	.53
	6AW8	.90		12AB5	.55		50D4C	.37
	6AX4	.66		12AC6	.49		50EH5	.55
	6AX7	.64		12AD6	.57		50L6	.61
							117Z3	.61

SHIPPED ON APPROVAL NO MONEY WITH ORDER — NO C.O.D.

Superior's New Model 85—a DYNAMIC type **TRANS-CONDUCTANCE**

TUBE TESTER

● Employs latest improved **TRANS-CONDUCTANCE** circuit. Tests tubes under "dynamic" (simulated) operating conditions. An in-phase signal is impressed on the input section of a tube and the resultant plate current change is measured as a function of tube quality. This provides the most suitable method of simulating the manner in which tubes actually operate in radio, TV receivers, amplifiers and other circuits. Amplification factor, plate resistance and cathode emission are all correlated in one meter reading.

● **SYMBOL REFERENCES:** For the first time ever in a trans-conductance tube tester, Model 85 employs time-saving symbols (★, †, ●, ▲, ■) in place of difficult-to-remember letters previously used. Repeated time studies proved to us that use of these scientifically selected symbols speeded up the element switching step. As the tube manufacturers increase the release of new tube types, this time-saving feature becomes more necessary and advantageous.

● **THE "FREE-POINT" LEVER TYPE ELEMENT SWITCH ASSEMBLY** marked according to RETMA basing, permits application of test voltages to any of the elements of a tube. The addition of an extra switch position permits the application of the necessary grid voltage needed for dynamic testing and insures against possible obsolescence due to changes in basing design.

● **NEW IMPROVED TYPE METER** with sealed air-damping chamber provides accurate, vibrationless readings.

● **FREE FIVE (5) YEAR CHART DATA SERVICE.** The chart provided with Model 85 includes easy-to-read listings for over 1,000 modern tube types. Revised up-to-date subsequent charts will be mailed to all Model 85 purchasers at no charge for a period of five years after date of purchase.

● **SPRING RETURN SAFETY SWITCH** guards Model 85 against burn-out if tube under test is "shorted."

● **7 AND 9 PIN TUBE STRAIGHTENERS** have been included on the front panel to eliminate possibility of damaging tubes with bent or out-of-line pins.

● **AN ULTRA-SENSITIVE CIRCUIT** is used to test for shorts and leakages up to 5 megohms between *all* tube elements.

Model 85 comes complete, housed in a handsome portable cabinet with slip-on cover. Only **\$52.50**



Model 85—Trans-Conductance Tube Tester. Total Price—\$52.50.
Terms: \$12.50 after 10 day trial, then \$8.00 monthly for 5 months if satisfactory. Otherwise return, no explanation necessary.



Model 79—Super Meter
Total Price \$38.50
Terms: \$8.50 after 10 day trial, then \$6.00 monthly for 5 months if satisfactory. Otherwise return, no explanation necessary.

SUPERIOR'S NEW MODEL 79 **SUPER-METER** WITH NEW 6" FULL-VIEW METER

A Combination **VOLT-OHM MILLIAMMETER**
Plus **CAPACITY, REACTANCE, INDUCTANCE & DECIBEL MEASUREMENTS**
Also Tests **SELENIUM & SILICON RECTIFIERS, SILICON & GERMANIUM DIODES**

The Model 79 represents 20 years of continuous experience in the design and production of SUPER-METERS, an exclusive SICO development. It includes not only every circuit improvement perfected in 20 years of specialization but, in addition includes those services which are "musts" for properly servicing the ever-increasing number of new components used in all phases of today's electronic pro-

duction. For example with the Model 79 SUPER-METER you can measure the quality of selenium and silicon rectifiers and all types of diodes — components which have come into common use only within the past five years, and because this latest SUPER-METER necessarily required extra meter scale, SICO used its new full-view 6-inch meter.

SPECIFICATIONS:

● **D.C. VOLTS:** 0 to 7.5/15/75/150/750/1,500. ● **A.C. VOLTS:** 0 to 15/30/150/300, 1,500/3,000. ● **D.C. CURRENT:** 0 to 1.5/15/150 Ma. 0 to 1.5/15 Amperes ● **RESISTANCE:** 0 to 1,000/100,000 Ohms. 0 to 10 Megohms. ● **CAPACITY:** .001 to 1 Mid., 1 to 50 Mid. ● **REACTANCE:** 50 to 2,500 Ohms, 2,500 Ohms to 2.5 Megohms. ● **INDUCTANCE:** .15 to 7 Henries, 7 to 7,000 Henries. ● **DECIBELS:** —6 to +18, +14 to +38, +34 to +58. The following components are all tested for **QUALITY** at appropriate test po-

tentials. Two separate **BAD-GOOD** scales on the meter are used for direct readings. All Electrolytic Condensers from 1 MFD to 1000 MFD. All Germanium Diodes. All Selenium Rectifiers. All Silicon Diodes. All Silicon Rectifiers.

Model 79 comes complete with operating instructions, test leads, and streamlined carrying case. **\$38.50**
Use it on the bench—use it on calls. Only

We invite you to try before you buy any of the models described on this page and the following page. If after a 10 day trial you are completely satisfied and decide to keep the Tester, you need send us only the down payment and agree to pay the balance due at the monthly indicated rate.

NO INTEREST OR FINANCE CHARGES ADDED!

If not completely satisfied, you are privileged to return the Tester to us, cancelling any further obligation.

SEE OTHER SIDE

CUT OUT AND MAIL TODAY! ▶

MOSS ELECTRONIC, INC.
Dept. D-898 3849 Tenth Ave., New York 34, N. Y.

Please send me the units checked on approval. If completely satisfied I will pay on the terms specified with no interest or finance charges added. Otherwise, I will return after a 10 day trial positively cancelling all further obligation.

- Model 79 Total Price \$38.50
\$8.50 within 10 days. Balance \$6.00 monthly for 5 months.
- Model TV-50A Total Price \$47.50
\$11.50 within 10 days. Balance \$6.00 monthly for 6 months.
- Model 85 Total Price \$52.50
\$12.50 within 10 days. Balance \$8.00 monthly for 5 months.
- Model 83 Total Price \$38.50
\$8.50 within 10 days. Balance \$6.00 monthly for 5 months.

Name

Address

City Zone State

All prices net, F.O.B. N. Y. C.

SHIPPED ON APPROVAL NO MONEY WITH ORDER — NO C. O. D.

SUPERIOR'S
NEW
MODEL 83

C. R. T. TESTER

Tests and Rejuvenates **ALL PICTURE TUBES**

ALL BLACK AND WHITE TUBES ALL COLOR TUBES

From 50 degree to 110 degree types
—from 8" to 30" types.

● Model 83 is not simply a rehashed black and white C.R.T. Tester, with a color adapter added. Model 83 employs a new improved circuit designed specifically to test the older type black and white tubes, the newer type black and white tubes and all color picture tubes. ● Model 83 provides separate filament operating voltages for the older 6.3 types and the newer 8.4 types. ● Model 83 employs a 4" air-damped meter with quality and calibrated scales. ● Model 83 properly tests the red, green and blue sections of color tubes individually—for each section of a color tube contains its own filament, plate, grid and cathode. ● Model 83 will detect tubes which are apparently good but require rejuvenation. Such tubes will provide a picture seemingly good

Test ALL picture tubes—in the carton—out of the carton—in the set!

but lacking in proper definition, contrast and focus. To test for such malfunction, you simply press the rel. switch of Model 83. If the tube is weakening, the meter reading will indicate the condition. ● Rejuvenation of picture tubes is not simply a matter of applying a high voltage to the filament. Such voltages improperly applied can strip the cathode of the oxide coating essential for proper emission. The Model 83 applies a selective low voltage uniformly to assure increased life with no danger of cathode damage.

Housed in handsome portable Saddle Stitched Texon case—complete with sockets for all black and white tubes and all color tubes. Only

\$38.50



Model 83—C.R.T. Tube Tester
Total Price **\$38.50**
Terms: \$8.50 after 10 day trial, then \$6.00 monthly for 5 months if satisfactory. Otherwise return, no explanation necessary.

Superior's New Model TV-50A **GENOMETER**

7 Signal Generators in One!

- ✓ R.F. Signal Generator for A.M.
- ✓ R.F. Signal Generator for F.M.
- ✓ Audio Frequency Generator
- ✓ Marker Generator
- ✓ Bar Generator
- ✓ Color Dot Pattern Generator
- ✓ Cross Hatch Generator

This Versatile All-Inclusive GENERATOR Provides ALL the Outputs for Servicing:

- A.M. RADIO ● F.M. RADIO ● AMPLIFIERS ● BLACK AND WHITE TV ● COLOR TV

R. F. SIGNAL GENERATOR: 100 Kilocycles to 60 Megacycles on fundamentals and from 60 Megacycles to 180 Megacycles on powerful harmonics.

VARIABLE AUDIO FREQUENCY GENERATOR: Provides a variable 300 cycle to 20,000 cycle peaked wave audio signal

MARKER GENERATOR: The following markers are provided: 189 Kc., 262.5 Kc., 456 Kc., 600 Kc., 1000 Kc., 1400 Kc., 1600 Kc., 2000 Kc., 2500 Kc., 3579 Kc., 4.5 Mc., 5 Mc., 10.7 Mc., (3579 Kc. is the color burst frequency)

BAR GENERATOR: Pattern consists of 4 to 16 horizontal bars or 7 to 20 vertical bars.

DOT PATTERN GENERATOR (FOR COLOR TV): The Dot Pattern projected on any color TV Receiver tube by the Model TV-50A will enable you to adjust for proper color convergence.

CROSS HATCH GENERATOR: The pattern consists of non-shifting horizontal and vertical lines interlaced to provide a stable cross-hatch effect.

\$47.50 Net
Complete with shielded leads

TRY FOR 10 DAYS BEFORE you buy! THEN if satisfactory

pay in easy, interest free, monthly payments. See coupon inside.

We invite you to try before you buy any of the models described on this and the preceding page. If after a 10 day trial you are completely satisfied and decide to keep the Tester, you need send us only the down payment and agree to pay the balance due at the monthly indicated rate. (See other side for time payment schedule details.)

**NO INTEREST
OR FINANCE
CHARGES ADDED!**

If not completely satisfied, you are privileged to return the Tester to us, cancelling any further obligation.

**SEE OTHER
SIDE**

CUT OUT AND MAIL TODAY!

FIRST CLASS

Permit No. 61430

New York, N. Y.

BUSINESS REPLY CARD

No Postage Stamp Necessary if Mailed in the U. S.

POSTAGE WILL BE PAID BY —

MOSS ELECTRONIC, INC.

3849 TENTH AVENUE

NEW YORK 34, N. Y.

VIA AIR MAIL