

HOW TO TEST HI-FI WITH SQUARE WAVES

# POPULAR ELECTRONICS

FEBRUARY  
1961

35  
CENTS

HI-FI • HAM & CITIZENS RADIO • SWL

## INFRA-RED

**Report on New  
IR Developments**

(page 41)

**Build \$19 IR  
Burglar Alarm**

(page 46)

**IR Light Beam  
Communications**

(cover & page 96)

- **100 Clubs Will Help You Become a Ham**
- **Little Known World of 120-Meter DX**
- **Build Our In-Circuit Transistor Tester**



- For the Experimenter
- For the Boat Owner
- For the Hi-Fi Enthusiast
- For the Ham
- For the Retailer

# PRECISION adds 6 NEW PRODUCTS to the **PACO** Kit Line!

1



**NEW** PACO B-12  
REGULATED POWER SUPPLY KIT

Two instruments in one! A reliable source of variable regulated DC plate voltage from 0-400 volts at 150 ma, plus bias and AC filament voltages ... with an exclusive 12.6 volt AC supply! Maximum stability. Lab-quality PACE double-jewelled D'Arsonval meters.

Model B-12 (Kit) ... Net Price: \$69.95

Model B-12W (Wired)  
Net Price: \$99.95

2



**NEW** PACO T-61C AND T-61F  
SELF-SERVICE TUBE CHECKER KITS

For the enterprising retailer who wants to increase his store traffic with this extra service. 2 models: Counter (T-61C illus.) and Floor (T-61F). 24 tube sockets, 3 simple selectors. Complete instruction data cards make tube-checking a 'snap'.

Model T-61C (Kit) ... Net Price: \$ 99.95

Model T-61W (Factory-wired)  
Net Price: \$134.95

Model T-61F (Kit) ... Net Price: \$124.95

Model T-61FW (Factory-wired)  
Net Price: \$164.95

3



**NEW** PACO TK-6 TOOL KIT

For the kit-builder or experienced electronic technician, this complete set of precision-built English and American-made tools can handle any assembly job, large or small. Includes: diagonal cutters; long-nosed pliers; 40-watt soldering iron; two

Model TK-6 ... Net Price: \$9.95

4



**NEW** PACO G-15 GRID DIP METER KIT

Truly, a hand-held electronic "jack-of-all-trades" - VFO; Absorption Wavemeter; Signal Source; field strength indicator, plus an exclusive visual/aural "on-the-air" Modulation Indicator. A "must" for the ham or electronic technician who wants maximum quality at the lowest possible cost.

Model G-15 (Kit) ... Net Price: \$31.95

Model G-15W (Factory-wired)  
Net Price: \$49.95

5



**NEW** PACO L-1  
HIGH FIDELITY ULTRA-COMPACT  
SPEAKER SYSTEM SEMI-KIT

A 'bookshelf' speaker system whose sound output and small size will astound you! So efficient, it assures perfect results even with low-powered amplifiers. Response, 50-14,000 cps. Only 15 1/4" x 9 1/4" x 8 1/2". 12 lbs. Assembly-time—1 hour!

Model L-1U (Semi-kit) in walnut  
Net Price: \$24.95

6



**NEW** PACO DF-90  
TRANSISTORIZED DEPTH FINDER KIT

An absolute necessity for protection against shoals, and for finding that elusive school of fish! Range, 0 to 120 feet. Large, illuminated dial for easy readings. Operates on self-contained batteries or from ship's power source. Completely fungus and moisture-proof.

DF-90 (Kit) ... Net Price: \$ 84.50

DF-90W (Factory-wired)  
Net Price: \$135.50

PACO "Instruments in Kit-Form" are produced under the auspices of PRECISION APPARATUS COMPANY, INC., world-famous manufacturer of industrial and laboratory electronic test instruments for over a quarter of a century. Write for new complete PACO Catalog, just off the press.

SEE THESE KITS AT ALL LEADING  
ELECTRONIC PARTS DISTRIBUTORS

**PACO ELECTRONICS CO., INC.**

70-31 84th Street, Glendale 27, L. I., N. Y.  
Kit Division of PRECISION Apparatus Co., Inc.  
a subsidiary of Pacotronics Inc.



# NOW READY

# The NEW NRI Home Study Course in ELECTRONICS

## PRINCIPLES — PRACTICES — MAINTENANCE

### SPECIAL TRAINING EQUIPMENT

No extra cost. In NRI Electronics training especially developed training kits bring to life theory you learn in easy, illustrated lessons. You get practical experience with Thyatron Tube circuits, Multivibrators, Capacitors, Diodes, Transistors, Telemetry, Computer Circuits and other basic circuits and components.



**KIT 1** Get practical experience measuring voltage, current, building circuits.

**KIT 2** Build d'Arsonval type Vacuum Tube Voltmeter. Test power line frequencies, high audio, radio frequency signals, resistances.

**KIT 3** Practice with resistors, capacitors, coils. Work with half-, full-wave, bridge, voltage doubler and pi-type filter circuits.

**KIT 4** Build circuits with pentode tubes, selenium resistors, transistors. Build oscillator, check signal phase shift with oscilloscope.

**KIT 5** Experiment with thyatron tube circuits, Lissajous patterns. Study basic amplitude detector circuits, modulation, demodulation.

**KIT 6** Get practical experience with magnetic amplifiers, learn to use modified Prony brake; determine motor torque. Use strobe disc to measure motor speed.

**KIT 7** Learn effects of positive and negative feedbacks (used in analog computers). Practice varying polarizing voltage and illumination.

**KIT 8** Experiment with multivibrators used as timing generators in binary counters, and as frequency dividers. Learn to use blocking oscillators, thermistors.

**KIT 9** Practical experience in telemetry circuits used in earth satellites, remote control devices. Work with basic circuits used in digital and analog computers.

**KIT 10** Assemble circuits in electrical and electro-mechanical systems, make valuable practical electronic circuits.

**MAIL COUPON**—New 64-Page Catalog pictures and describes Training Kits, explains what you learn.

NRI is America's oldest, largest home study Radio-Television-Electronics school. For over 45 years NRI has been training men without previous experience for success in Radio-Television Servicing and Communications. Now, expanded uses of Electronics in industry, business and defense are increasing the demand for Electronic Technicians. Four to seven Technicians are needed for every engineer. To meet this demand NRI announces a complete, comprehensive course in **ELECTRONICS — Principles, Practices, Maintenance.**

This training stresses basic fundamentals because so many Electronic devices are built around identical Electronic principles. It is for beginners, or for Technicians who wish to expand their knowledge.



This is the Electronic Age. Electronic Equipment is already being used to count, weigh, control flow of liquids, solids, gases. Control exposure in photography, detect fumes, or fire. Inspect at remote points. Supervise traffic. Survey land areas and ocean contours. Search for oil, miles beneath the surface. Measure radiation and control power levels in atomic installations. Control air traffic. Translate one language into another. The **MILITARY** applications of Electronics . . . particularly in space rockets and missiles, tracking devices, etc., . . . probably equal all of the uses above. Electronic equipment is used to machine parts through complex cycles. It is used in business to process data, control inventory, prepare payrolls, post, calculate, and in medicine for electrodiagnosis, measure body characteristics, electro-surgery.

**Job Counselors Recommend**  
Right today a career in Electronics offers

unlimited opportunity. Job Counselors know the pay is high, jobs interesting, advancement opportunities great. They advise ambitious, aggressive men who want higher pay now and a better future: "For an interesting career, get into Electronics."

### Learn More to Earn More

Simply waiting and wishing for a better job won't get you ahead. You have to decide you want to succeed and *you must act*. NRI can provide the training you need at home in spare time. No need to go away to school. You don't need a high school diploma or previous Electronic experience. This course is planned to meet the needs of beginners. You work and train with components and circuits you will meet throughout your Electronics career. You get especially developed training kits for practical experience that make Electronics easy, simple to learn.



### Oldest and Largest School

Training men to succeed, is the National Radio Institute's *only* business. The NRI Diploma is respected and recognized. NRI graduates are everywhere throughout U.S. and Canada. Mail the coupon today. New, FREE 64-page Catalog gives facts, opportunities about careers in Industrial and Military Electronics, also shows what you learn. facts about NRI's other courses in Radio-Television Servicing and Radio-Television Communications. Monthly payments available.

**OLDEST & LARGEST HOME STUDY RADIO-TV SCHOOL**  
**National Radio Institute**

WASHINGTON 16, D. C. ESTABLISHED 1914

**MAIL THIS COUPON NOW**

**NATIONAL RADIO INSTITUTE**  
Washington 16, D. C. 1BD4A

Send me full information without cost or obligation. No salesman will call.  
(Please print.)

Name ..... Age .....

Address .....

City ..... Zone ..... State .....

ACCREDITED MEMBER NATIONAL HOME STUDY

**POPULAR ELECTRONICS** is published monthly by Ziff-Davis Publishing Company, William B. Ziff, Chairman of the 1953), at 434 S. Wabash Ave., Chicago 7, Ill. Second-class postage paid at Chicago, Illinois. Authorized Department, Ottawa, Canada, as second-class matter. **SUBSCRIPTION RATES:** One year U.S. and possessions, \$4.00; Pan-American Union Countries \$4.50, all other foreign countries, \$5.00.

# POPULAR ELECTRONICS

FEBRUARY

1961

VOLUME 14

NUMBER 2



## Special Feature

INFRARED .....	Charles Caringella, W6NJV	41
Science is finding more and more applications for a band of invisible light waves discovered over a hundred years ago		

## Electronic Construction Projects

Infrared Burglar Alarm.....	Charles Caringella, W6NJV	46
The Flexiformer.....	Clifford G. Schmitt	62
BC-Band DX Booster.....	Mike Swink, KØVVR	63
In-Circuit Transistor Tester.....	C. L. Henry	75
Simple 6-Meter Converter.....	Herb S. Brier, W9EGQ	89

## Audio and High Fidelity

Hi-Fi Showcase.....	Richard A. Flanagan	28
Mounting Hi-Fi Speakers.....		54
On the Grid.....	Sinclair	66
Hi-Fi Testing (Part 3)—The Square-Wave Generator.....	G. H. Harrison	68
AM/FM Stereo Tuner.....		78

## Amateur, CB, and SWL

FCC Report: Answering Services.....	Robert E. Tall	12
DX'ing on the Bonus Band.....	Tom Kneitel, WPE2AB	55
On the Citizens Band.....	Tom Kneitel, 2W1965	73
It's a Ham's World.....	Headquarters Staff, ARRL	79
Across the Ham Bands: SSB vs. AM Phone.....	Herb S. Brier, W9EGQ	87
Short-Wave Report: Between the Missions.....	Hank Bennett, W2PNA	90
Short-Wave Monitor Registration.....		113

## Electronic Features and New Developments

Notes from the Editor.....	Oliver P. Ferrell	6
POP'tronics News Scope.....		8
Introducing the Laser.....	Ken Gilmore	50
Vacuum Tube Quiz.....	Robert P. Balin	59
Tilting Tiros II.....		60
Transistor Topics.....	Lou Garner	84
Carl and Jerry: Below the Red.....	John T. Frye, W9EGY	96

## Departments

Letters from Our Readers.....	16
New Products.....	22
POP'tronics Bookshelf.....	24
Tips and Techniques.....	36

Copyright © 1961 by ZIFF-DAVIS PUBLISHING COMPANY. All rights reserved.

POPULAR ELECTRONICS



**NEW for 61 FROM INTERNATIONAL**

# MOBILETTE 61



**A New "Advanced Engineered" All Transistor, Crystal Controlled Short Wave Converter**  
**AMATEURS • CITIZEN LICENSES • CIVIL AIR PATROL**

Mobilette 61, International's *new improved* all transistor, crystal controlled converter provides a "quick and easy" way to convert your car radio for short wave reception. Mobilette 61 units cover a specific band of frequencies providing a *ONE MEGACYCLE* tuning range. Mobilette units are quickly interchangeable.

Check these all new features! New and improved circuit for increased gain . . . New internal jumper for positive and negative grounds . . . New RF amplifier, mixer/oscillator . . . New separate input for broadcast and short wave antennas . . . Installs neatly under dash.

Mobilette 61 is available in a wide choice of frequencies covering the Amateur bands 75 through 6 meters, Citizens band, *Civil Air Patrol* low band frequencies, WWV time and frequency standards.

Designed for 12 VDC, Mobilette 61 will operate on 6 VDC at reduced output.

See the Mobilette 61 at your dealer today.

Complete, ready to plug in and operate, only **\$22.95**

Any frequency in the range 2 MC to 50 MC available on special order . . . . . \$25.95

February, 1961

International Mobilettes cover these short wave bands.

Catalog No.	Frequency
630 - 110	6 meters (Amateur) 50 - 51 MC
630 - 111	10 meters (Amateur) 28.5 - 29.5 MC
630 - 112	11 meters (Citizens) 26.9 - 27.3 MC
630 - 113	15 meters (Amateur) 21 - 21.6 MC
630 - 114	20 meters (Amateur) 14 - 14.4 MC
	15 MC (WWV)
630 - 115	40 meters (Amateur) 7 - 7.4 MC
630 - 116	75 meters (Amateur) 3.8 - 4.0 MC
630 - 117	10 MC (WWV)
630 - 118	CAP (Low Band)
630 - 119	Special Frequencies 2 MC - 50 MC

### MOBILETTE 61 VHF

VHF frequencies for Aircraft, 108-135 mc; Amateur and Civil Air Patrol, 144-148 mc; Two-Way Communications, 150-170 mc. Special VHF transistors in both RF amplifier and mixer circuits. Complete . . . . . **\$49.50**

Cat. No.	Frequency
630 - 120	VHF Special 100 to 170 mc
630 - 121	VHF Special 54 to 100 mc

Write for International's complete catalog of precision radio crystals, and quality electronics equipment . . . yours for the asking.



18 NORTH LEE — OKLA. CITY, OKLA.

# POPULAR ELECTRONICS

World's Largest-Selling Electronics Magazine

Average Net Paid Circulation Over 340,000

This month's cover photo by Al Gruen

**Publisher**

**PHILLIP T. HEFFERNAN**

**Editor**

**OLIVER P. FERRELL, 2W1665**

**Managing Editor**

**JULIAN M. SIENKIEWICZ  
WA2CQL**

**Art Director**

**ALFONS J. REICH**

**Associate Editors**

**RICHARD A. FLANAGAN  
MARGARET MAGNA  
PERRY WINTER, K2VLR**

**Editorial Assistant**

**MARIA SCHIFF**

**Editorial Consultant**

**OLIVER READ, W1ET1**

**Contributing Editors**

**H. BENNETT, W2PNA  
H. S. BRIER, W9EGQ  
J. T. FRYE, W9EGV  
L. E. GARNER, JR.  
T. KNEITEL, 2W1965**

**Art Associate**

**JAMES A. ROTH**

**Draftsman**

**ANDRE DUZANT**

**Advertising Director**

**JOHN A. RONAN, Jr., 1W6544**

**Advertising Manager**

**WILLIAM G. McROY, 2W4144**

## COMING NEXT MONTH



(ON SALE FEBRUARY 28)

● **FLIP-FLOPS**

Hidden away in today's complex computer systems are the simple "flip-flop" circuits that make them tick. You'll learn all about the flip-flop in a special feature that includes both theory and complete construction plans.

● **ELECTRON CHEMISTRY**

From the powerhouse of the electron comes energy capable of altering the very make-up of molecules. Read the exciting story of how a fascinating new science causes lasting changes in a multitude of products.

● **BUYING HI-FI**

Tabulated specifications give only part of the data you need to select a hi-fi amplifier wisely. Next month's issue tells you how to read and interpret performance curves—the only way to get the complete picture.

ZIFF-DAVIS PUBLISHING COMPANY,  
One Park Ave., New York 16, N. Y.  
William B. Ziff, Chairman of the Board  
(1946-1953); William Ziff, President,  
W. Bradford Briggs, Executive Vice  
President; Michael Michaelson, Vice  
President and Circulation Director;  
Hershel B. Sarbin, Vice President;  
Charles Housman, Financial Vice Pres-  
ident; Richard Kislik, Treasurer.



BRANCH OFFICES: Midwestern Office,  
434 S. Wabash Ave., Chicago 5, Ill.,  
Jim Weakley, Advertising Manager;  
Western Office, 9025 Wilshire Blvd.,  
Beverly Hills, Calif., William J. Ryan,  
Western Manager.

Foreign Advertising Representatives:  
D. A. Goodall Ltd., London; Albert Mil-  
hado & Co., Antwerp and Dusseldorf.

**SUBSCRIPTION SERVICE:** Forms 3579 and all subscription correspondence should be addressed to Popular Electronics, Circulation Department, 434 South Wabash Avenue, Chicago 5, Illinois. Please allow at least four weeks for change of address. Include your old address as well as new—enclosing if possible an address label from a recent issue.

**CONTRIBUTORS:** Contributors are advised to retain a copy of their manuscripts and illustrations. Contributions should be mailed to the New York Editorial Office and must be accompanied by return postage. Contributions will be handled with reasonable care, but this magazine assumes no responsibility for their safety. Any copy accepted is subject to whatever adaptations and revisions are necessary to meet the requirements of this publication. Payment covers all author's, contributor's and contestant's rights, titles, and interest in and to the material accepted and will be made at our current rates upon acceptance. All photos and drawings will be considered as part of material purchased.



**MEN 17 to 55**



# DeVry Tech's Electronic Training

*has helped Men like these Get Better Jobs or Shops of their own...*

# How about YOU?



**No Advanced  
Education  
Required**

## **NO PREVIOUS TECHNICAL EXPERIENCE NEEDED!**

Men from practically every walk of life have won better jobs or businesses of their own through DeVry Tech's program. Many of these men, like thousands of others, had no previous technical experience. They prepared either in our well-equipped Toronto or Chicago laboratories, or at home in their spare time without interfering with their regular jobs.

The "Electronic Age" is here! Opportunities for men 17 to 55 are great! Fill in coupon below for FREE details! Act now!

### **LIVE-WIRE EMPLOYMENT SERVICE**

DeVry Tech's Placement Department is in contact with some of the best-known employers in the Electronics field. The service is free to all graduates — and DeVry Tech's record in helping to place men has been outstanding.

Get  
**FREE**  
Facts!

Here are some of the many Electronic opportunities DeVry Tech's program will fit you for:

- COMMUNICATIONS • TELEVISION • RADIO • GUIDED MISSILE CONTROL
- COMPUTERS • RADAR • MICRO-WAVES • INSTRUMENTATION
- AUTOMATION ELECTRONICS

*"One of North America's Foremost Electronics Training Centers"*



**DeVRY TECHNICAL INSTITUTE**  
CHICAGO • TORONTO



We'll give you free copies of interesting booklets, "Pocket Guide to Real Earnings" and "Electronics in Space Travel." See for yourself how you may take advantage of the opportunities in this growing field.

**DRAFT AGE?** We have valuable information for every man of draft age; so if you are subject to military service, be sure to check the coupon.

Accredited Member of National Home Study Council

### **MAIL COUPON TODAY!**

DEVRY TECHNICAL INSTITUTE  
4141 Belmont Avenue • Chicago 41, Illinois • Dept. PE-2-R

Please give me your two free booklets, "Pocket Guide to Real Earnings" and "Electronics in Space Travel"; also include details on how to prepare for a career in Electronics. I am interested in the following opportunities (check one or more):


- Space & Missile Electronics
- Television and Radio
- Microwaves
- Radar
- Automation Electronics
- Communications
- Computers
- Broadcasting
- Industrial Electronics
- Special "Short Courses"

Name \_\_\_\_\_ Age \_\_\_\_\_

Address \_\_\_\_\_ Apt. \_\_\_\_\_

City \_\_\_\_\_ Zone \_\_\_\_\_ State \_\_\_\_\_

Check here if you face military service.  
Canadian residents: Write DeVry Tech of Canada, Ltd.,  
970 Lawrence Avenue West, Toronto 19, Ontario



## Notes from the Editor

**BIGGER AND BIGGER.** Looking into the future is sometimes more exciting than pondering the past, but a few days ago I found myself doing both. As you might guess, I was musing about electronics. But I wasn't thinking how tubes have grown smaller and smaller or transistors better and better. Instead, my thoughts were on a rather arbitrary graph of frequencies scientists call the spectrum.

Now I am not about to suggest that the spectrum has undergone a process of miniaturization, as have tubes, or that it has somehow "improved," as have transistors. Since it is governed by natural laws, the spectrum today is in every way the same spectrum of yesterday. But in a practical sense, today's spectrum differs from yesterday's in the same degree that today's button-base, multi-element tube differs from yesterday's inefficient, lamp-bulb-like giant. For just as hi-fi has pushed the range of sound reproduction to the limits of audibility, new developments in electronics promise to harness more and more of the spectrum's potential.

Two articles in this issue illustrate just how far we've come in exploiting the full range of frequencies at our disposal. One device covered, the laser, will enable us to control light waves in much the same way we currently tune radio waves. In itself, the laser represents man's first successful production of "coherent" --tuned--light. As you'll learn from reading the article, an actual light amplifier such as the laser has tremendous possibilities in communication and control. Even more important, the laser promises to open up vast new areas of hitherto unused frequencies.


The second article, or rather series of articles, since both theory and construction are covered, deals with another relatively new band of frequencies--infrared. Invisible to the eye, infrared radiation opens a whole new world to the scientist, particularly in such fields as chemical analysis and radar. More interesting, perhaps, is the fact that today's infrared radiation--like the ultraviolet within the laser's bandwidth--makes use of a host of frequencies that were all but useless yesterday. Anything wrong with calling that an "expanding" spectrum?

**CANADIANS ON CB--PROBABLY!** Rumors are flying thick and fast as I close this page. The allocation of the 11-meter band to Citizens Radio in Canada seems a foregone conclusion. Channel assignments, power limitation, and call letter designations will be similar to those here in the United States. CB'ers are also looking forward to a reciprocal agreement permitting operation of Canadian mobiles south of the border and our mobiles over on their side. Such a reciprocal agreement has worked successfully for radio amateurs for six or seven years.

*Oliver P. Fenell*



# HOW TO BREAK INTO RADIO-TV-ELECTRONICS



A good paying career in Radio-TV-Electronics may be closer than you think—regardless of your age, education or present job experience.

You know about the tremendous demand for radio-TV and electronics technicians. But something perhaps you didn't know is how easy it is to get the training that will qualify you for this vital work, and how quickly you can advance.

From the very beginning you will find that your I.C.S. course is preparing you thoroughly—at your own pace—for an exciting new career. I.C.S. Radio-TV-Electronics courses make electronic fundamentals clear, easy to follow. You get *personalized* guidance from people who know—and can tell you—what it takes to succeed along every step of the way.

The I.C.S. method makes it possible to learn while you earn. You study at home—in your spare time. Everything you learn is practical, usable. Your mastery of Radio-TV-Electronics assures you of top

pay and real job security in one of today's fastest growing fields.

So if you would like to break into Radio-TV-Electronics—your first step is to send for your **FREE I.C.S. Career Kit**. There's no obligation... and there's a whole new future to gain.

Send coupon below for your  
**free I.C.S. Career Kit!**

1  
2  
3

"How to Succeed" career guide

"Career Catalog" of job opportunities in your field of interest

"Sample Lesson" (math) to demonstrate the famous I.C.S. method



**For Real Job Security—Get an I.C.S. Diploma!**

**I.C.S., Scranton 15, Penna.**

Accredited Member,  
National Home Study Council

## INTERNATIONAL CORRESPONDENCE SCHOOLS



**BOX 45100A, SCRANTON 15, PENNA.**

In Hawaii reply P.O. Box 418, Honolulu

(Partial list of courses)

Without cost or obligation, send me "How to Succeed" and the opportunity booklet about the field BEFORE which I have marked X (plus sample lesson):

### RADIO TELEVISION ELECTRONICS

- General Electronics Tech.
- Industrial Electronics
- Practical Radio-TV Eng'r'g
- Practical Telephony
- Radio-TV Servicing

### BUSINESS

- Cost Accounting
- Managing a Small Business
- Purchasing Agent

### DRAFTING

- Electrical Drafting

### HIGH SCHOOL

- High School Diploma
- Good English
- High School Mathematics

### ELECTRICAL

- Electrical Engineering
- Elec. Engr. Technician
- Elec. Light and Power
- Practical Electrician
- Professional Engineer (Elec.)

### LEADERSHIP

- Industrial Foremanship
- Industrial Supervision
- Personnel-Labor Relations
- Supervision

Name \_\_\_\_\_ Age \_\_\_\_\_ Home Address \_\_\_\_\_

City \_\_\_\_\_ Zone \_\_\_\_\_ State \_\_\_\_\_ Working Hours \_\_\_\_\_ A.M. to \_\_\_\_\_ P.M. \_\_\_\_\_

Occupation \_\_\_\_\_ Canadian residents send coupon to International Correspondence Schools, Canadian, Ltd., Montreal, Canada. . . . Special low monthly tuition rates to members of the U. S. Armed Forces.

POP'tronics


# NEWS SC PE

**PEEPING FROM BEHIND** a "stubby beard," the new Raytheon electrostatic printer tube prints as many as three  $8\frac{1}{2}$ " x 11" photographs per second. This speed is over 1000% faster than that of news wire-service machines now being used by your local newspaper. The "stubby beard" is a row of .001-inch wires spaced 250 to the inch in a row on the front of a flattened cathode-ray tube. The electron beam sweeps across the wire ends inside the tube—electrons pass through the face of the tube via the metallic beard—depositing an electrostatic charge on paper as it passes the tube face. Present computer read-out printing techniques "develop" the picture in nothing flat. Quality: as good as the photos in POP'tronics.




**A MOON TV STATION**, manned by neither monkeys nor astronauts, is now in the developmental stage at the Kin Tel Division of Cohu Electronics, Inc. A compact camera, transmitter and telemetering system will be transported to the moon by rocket and "soft-landed" there. Telemetering from earth will direct the camera to pan the moon and earth or segments of the starry universe. U.h.f. will transmit the video back to earthbound scientists.

**TEMPERATURES IN EXCESS** of  $3000^{\circ}$  C are being achieved by a "Plasma Torch" developed by Amperex. The torch is a simple device that uses an r.f. field to generate heat—without consuming either fuel or electrodes. The heat results from the recombination of gas molecules that have been dissociated in a strong r.f. field. Available in models operating at 27 or 2450 mc., the torch prototypes are being sold for about \$1000. Heat without oxidation has many important and diverse applications.



**LANGUAGE COMPUTERS**, considered a must for the scientific and literary fields, will soon make possible phone communications between people who do not speak the same language. Dr. Edwin G. Schneider of Sylvania predicts that intelligible bilingual telephone service will result from advances in communications and data processing. United Nations interpreters need not worry—computers cannot interpret the bang of a shoe . . . . yet!

**BUDDING SCIENTISTS** will be interested in a compact cyclotron, no larger than a desk, built by the Hughes Aircraft Company. Donated to Pomona College, the unit is the first designed for undergraduate instructional purposes in the U.S.A. Every physics major will eventually have a chance to do individual work on this 3' x 5' two-million-volt atom smasher. It's practically foolproof, and you don't need a Ph.D. to operate it.



POPULAR ELECTRONICS



# Do you WISH you were EMPLOYED in ELECTRONICS?

## F.C.C. LICENSE—THE KEY TO BETTER JOBS

An F.C.C. *commercial* (not amateur) license is your ticket to higher pay and more interesting employment. This license is Federal Government evidence of your qualifications in electronics. Employers are eager to hire *licensed* technicians.

## WHICH LICENSE FOR WHICH JOB?

The **THIRD CLASS** radiotelephone license is of value primarily in that it qualifies you to take the second class examination. The scope of authority covered by a third class license is extremely limited.

The **SECOND CLASS** radiotelephone license qualifies you to install, maintain and operate most all radiotelephone equipment except commercial broadcast station equipment.

The **FIRST CLASS** radio telephone license qualifies you to install, maintain and operate every type of radiotelephone equipment (except amateur) including all radio and television stations in the United States, its territories and possessions. This is the highest class of radiotelephone license available.

## GRANTHAM TRAINING PREPARES YOU

The Grantham course covers the required subject matter completely. Even though it is planned primarily to lead directly to a first class FCC license, it does this by **TEACHING** you electronics. Some of the subjects covered in detail are: Basic Electricity for Beginners, Basic Mathematics, Ohm's and Kirchhoff's Laws, Alternating Current, Frequency and Wavelength, Inductance, Capacitance, Impedance, Resonance, Vacuum Tubes, Transistors, Basic Principles of Amplification, Classes of Amplifiers, Oscillators, Power Supplies, AM Transmitters and Receivers, FM Transmitters and Receivers, Antennas and Transmission Lines, Measuring Instruments, FCC Rules and Regulations, and extensive theory and mathematical calculations associated with all the above subjects explained simply and in detail.

## OUR GUARANTEE

If you should fail the F. C. C. exam after finishing our course, we guarantee to give additional training at **NO ADDITIONAL COST**. Read details in our free booklet.


# Get Your First Class Commercial F.C.C. LICENSE QUICKLY!

Learn by Correspondence or in Resident Classes

Grantham training is offered by correspondence or in resident classes. Either way, we train you quickly and thoroughly---teach you a great deal of electronics and prepare you to pass the F. C. C. examination for a first class license. Get details now. Mail coupon below.

**This booklet FREE!**

This free booklet gives details of our training and explains what an F. C. C. license can do for your future. Send for your copy today.



To get ahead in electronics—first, you need the proper training; then, you need "proof" of your knowledge. Your first class commercial F. C. C. license is a "diploma" in communications electronics, awarded by the U. S. Government when you pass certain examinations. This diploma is recognized by employers. Grantham School of Electronics specializes in preparing you to earn this diploma.

Grantham training is offered in resident classes or by correspondence. Our free booklet gives complete details. If you are interested in preparing for your F. C. C. license, mail the coupon below to the School's home office at 1505 N. Western Ave., Hollywood 27, California—the address given in the coupon—and our free booklet will be mailed to you promptly. No charge—no obligation.

# Grantham School of Electronics

HOLLYWOOD CALIF.

RESIDENT CLASSES HELD IN FOUR CITIES

SEATTLE WASH.

If you are interested in attending day or evening classes mail the coupon for free information to our home office in Hollywood, Calif.

KANSAS CITY MO.

WASHINGTON D. C.



(Mail in envelope or paste on postal card)

To: GRANTHAM SCHOOL OF ELECTRONICS  
1505 N. Western Ave., Hollywood, Calif.

Gentlemen:

Please send me your free booklet telling how I can get my commercial F. C. C. license quickly. I understand there is no obligation and no salesman will call.

Name \_\_\_\_\_ Age \_\_\_\_\_

Address \_\_\_\_\_

City \_\_\_\_\_ State \_\_\_\_\_

I am interested in:  Home Study,  Seattle classes

Hollywood classes,  Kansas City classes,  Washington classes

13-B

MAIL COUPON NOW—NO SALESMAN WILL CALL →

# FIX ANY TV or



A. A. Ghirardi  
Electronic's best-known instructor

## These 2 great Ghirardi books bring you **COMPLETE TRAINING FOR MODERN RADIO-TV SERVICING!**

Let these two famous Ghirardi training books teach you to handle all types of AM, FM and TV service jobs by approved *professional* methods! Almost 1500 pages and over 800 clear pictures and diagrams explain EVERY troubleshooting and repair operation as clearly as A-B-C. No needless mathematics. No involved theory. You get practical training of the type that teaches you to do the best work in the shortest time. Sold separately—or you save \$2.00 by buying both books. Use coupon or order from Dept. PE-21, Holt, Rinehart and Winston, Inc., Technical Div., 383 Madison Ave., New York 17, N. Y.

①

### RADIO & TV CIRCUITRY AND OPERATION

Complete training in modern circuits and how to service them

You can repair ANY radio, television or other electronic equipment lots easier, faster and better when you really understand circuits and know just how and why each one works. That's exactly the kind of training you get in Ghirardi's 669-page **RADIO & TV CIRCUITRY AND OPERATION** handbook! Gives a complete understanding of modern circuits. Shows what troubles to look for, and how to eliminate useless testing in servicing them. Throughout, it brings you the above-average training that takes the guesswork out of troubleshooting and fits you for the best paid service jobs. 417 illustrations. Price \$9.00 but see money-saving offer!

Circle No. 1 in coupon to order!

②

### RADIO & TV TROUBLE- SHOOTING AND REPAIR

Complete training in modern service methods

**Save \$2<sup>00</sup>**

Get both of these famous Ghirardi books at a saving of \$2.00 under the regular price. Check **MONEY - SAVING OFFER** in coupon!

Ghirardi's **RADIO & TV TROUBLESHOOTING AND REPAIR** is a complete 822-page guide to professional service methods. For beginners, this giant book with its 417 clear illustrations is an easily understood course in locating troubles fast and fixing them right. For experienced men, it is ideal for developing better methods and finding fast answers to puzzling problems. Covers troubleshooting by all methods including both "static" and "dynamic" signal tracing types. Step-by-step charts demonstrate exactly how to proceed. A big television section is a down-to-earth guide to all phases of TV troubleshooting and service. Price \$10.00. See money-saving offer!

Circle No. 2 in coupon to order



③

## REPAIR ANY ELECTRICAL APPLIANCE!

Save on repair bills! . . . Earn in your Spare Time!

This 370-page, profusely illustrated **ELECTRICAL APPLIANCE REPAIR MANUAL** helps you service practically any electrical appliance in common use—even if you've never fixed an appliance before. Basic principles are first explained—then the book gives you specific how-to-fix-it instructions for both standard and automatic washers, irons, toasters, ranges, cleaners, mixers, razors, clocks, motors, and many more.

Circle No. 3 in coupon to order

Handy troubleshooting charts quickly help you locate what is wrong. Easy instructions guide you in making repairs, adjustments and parts replacements. Tells how to make your own low-cost test tools. Describes wiring problems. Includes appliance refinishing methods. Throughout, it gives you the practical "know how" to fix your own appliances—or to build a profitable full or part time repair business. Price \$6.25.



④

## REPAIR ANY ELECTRIC MOTOR!

. . . handle any job from minor repairs to complete rewinding

It pays to train for something different! **ELECTRIC MOTOR REPAIR** is a complete guide that helps you cash in on this vast, rapidly growing field. Shows how to handle all repair jobs (including complete rewinding) on practically ANY AC or DC motor or generator in common use. Special duo-spiral binding brings text

To order, circle No. 4 in coupon

and related how-to-do-it diagrams side by side so that you learn fast, easily and right. Every job is explained so clearly you can hardly fail to understand it. Over 100,000 copies in use in motor repair shops, schools and for home study. 560 pages. Over 900 how-to-do-it pictures. Price only \$9.25 for the complete training.



⑤

## SHORT CUTS TO TV REPAIRS!

Eliminate Useless Testing—Fix TV Receivers in a Jiffy!

Just turn the dials of these handy, pocket-size Ghirardi & Middleton **PIX-O-FIX TV Trouble Finder Guides**. When the picture in the **PIX-O-FIX** window matches the screen image on the television set you're repairing . . . presto! . . . you've got your clue.

**PIX-O-FIX** shows the causes of the trouble.

To order, circle No. 5 in coupon


indicates the receiver section where it has probably happened, then gives repair instructions. **PIX-O-FIX** No. 1 identifies 24 common troubles and gives 192 causes and 253 remedies for them. No. 2 covers 24 more advanced troubles. Together, they are an easy guide to quick "picture analysis" servicing of any TV set. . . . **AND THE PRICE IS ONLY \$3.00 for both.**



# RADIO EVER MADE!

## TRAIN FOR TV-RADIO-ELECTRONICS . . . at rock-bottom cost!

Get your basic training from these easily understood, low cost books!



Here is complete basic electrical-electronic training specifically written for beginners—priced at a fraction of what you might expect. 785 pages and almost 700 pictures, diagrams and charts in these two big books bring you top notch training written so you can understand it. In every respect, the material in these books compares more than favorably with "courses" costing many times as much!

**BASIC ELECTRICITY** — Fundamental electrical principles are the basis of ALL Electronics—and this 396-page manual gives you a complete working knowledge of them! Covers everything from electromagnetism to phonic principles, circuits, wiring, illumination, reactance, impedance, power factor, instruments, controls, measurements, all types of components and equipment, etc. Includes set-up diagrams, practical examples and problem solutions. Price \$6.25 separately.

**BASIC ELECTRONICS** — This new 380-page guide takes up where Basic Electricity leaves off. Shows how electrical principles are applied in Electronics and gives you a sound grasp of electronic theory, methods, circuits and equipment. Over 375 illustrations explain details clearly. The ideal basic training for any kind of work in TV, radio, communications, hi-fi, industrial electronics and related fields! Price \$6.25 separately. Specify No. 8 in coupon.

Specify No. 7 in coupon.

**SAVE \$1.50! SEE MONEY-SAVING OFFER ON BOTH BOOKS IN COUPON!**

## DON'T THROW OLD RADIOS AWAY!

Here's the data you need to fix them in a jiffy!



Just look up that troublesome old radio you want to fix. Four times as fast as this giant, 352-page, 744-page Ghirardi **RADIO TROUBLESHOOTER'S HANDBOOK** tells what is causing the trouble . . . shows how to fix it. Cuts service time in half. Eliminates useless testing. Even beginners can easily fix old sets which might otherwise be thrown away.

Gives trouble symptoms and their remedies for over

4,800 specific models of old home, auto radios and record changers made between 1925 and 1942 . . . Airliner, Apex, Avion, Atwater Kent, Belmont, Bosch, Brunswick, Clarion, Crosley, Emerson, Radio, G. E., Kolster, Maestro, Motorola, Philco, Pilot, RCA, Silvertone, Sparton, Stromberg and dozens more. Has hundreds of pages of old tube and component data, service short cuts, etc. Price \$10.00. Circle No. 6 in coupon to order

## New! Easy! HANDBOOK OF TV TROUBLES

LOOK, LISTEN—then follow this simplified TV repair guide!



This remarkable new 302-page Handbook helps you track down practically any TV trouble from the symptoms it produces in the set itself! Just turn to the Index. Look up the trouble symptoms of the set you want to fix—screen intermittently dark; "blooming"; abnormal contrast in spots; "snow"; poor detail; sync troubles; sound troubles—or any of the many others. Then **HANDBOOK OF TV**

**TROUBLES** shows you exactly how to make adjustments or parts replacements. Outlines time-saving short cuts. Explains puzzling details. Eliminates guesswork and useless testing. More than 150 television trouble test pattern, wave form and circuit illustrations explain test results, details and procedures so clearly you can hardly fail to understand. Price \$7.50. Circle No. 10 in coupon to order

## GET MORE WORK OUT OF YOUR OSCILLOSCOPE!

Learn all about the handiest service instrument of all!



Here, in a big, revised 2nd edition, is THE book that really shows you how to get more work out of your oscilloscope.

Clearly as A-B-C, **MODERN OSCILLOSCOPES AND THEIR USES** gets right down to "brass tacks" in telling you exactly when, where and how. You learn to locate either AM or FM radio or television troubles in a jiffy. Even tough realignment jobs are made easy. Every detail is clearly explained—from

making connections to adjusting circuit components and setting the oscilloscope controls. And you learn to analyze patterns fast and LIGHTLY!

Includes latest data on quantitative measurements (the slickest method of diagnosing many color TV troubles and aligning sets properly); using scopes in industrial electronics, teaching . . . even in atomic energy work. Over 400 helpful pictures include dozens of pattern photos. Price \$8.00.

Circle No. 9 in coupon to order

## TRY ANY BOOK 10 DAYS FREE!

### CUT RADIO-TV TEST TIME IN HALF!



In servicing, building or experimenting with any kind of television, radio, hi-fi or other electronic equipment, IT'S WHAT YOU KNOW ABOUT USING INSTRUMENTS THAT COUNTS! This 316-page **BASIC ELECTRONIC TEST PROCEDURES** manual helps you make tests and measurements and locate TV, AM and FM troubles fast and accurately. Tells what instruments to use and exactly how; how to substitute one for another; how to avoid buying unnecessary types; and how to develop time-saving test methods. 190 pictures and dozens of troubleshooting charts make

things doubly clear. Covers Current Checks; measurements of Power, Capacitance, Inductance, Resistance, A-F, R-F, Phase Distortion & Modulation; checking Sensitivity, IP (Gain, Fidelity, A-V-C Voltage, Operating Voltages, etc. and includes handy TV Visual Alignment Techniques. Price \$8.00. Circle No. 11 in coupon to order

Dept. PE-21, Technical Division,  
HOLT, RINEHART and WINSTON, Inc.,  
383 Madison Ave., New York 17, N.Y.

Send books indicated for 10-day FREE EXAMINATION. (Circle the numbers of the books you want.) In 10 days, I will remit price indicated plus postage or return books postpaid and owe nothing. (SAVE! Send cash with order and we pay postage. Same 10-day return privilege with money promptly refunded.)

Check here for SERVICE TRAINING COMBINATION OFFER

. . . on Books Nos. 1 and 2. Send both big books at only \$17 for the two plus postage. Regular price \$10—you save \$2.00!

Check here for BASIC TRAINING COMBINATION OFFER

. . . on Books Nos. 7 and 8. Send both books at only \$11 for the two plus postage. Regular price \$12.50—you save \$1.50!

CIRCLE NUMBERS OF THE BOOKS YOU WANT TO ORDER!

1	2	3	4
5	6	7	8
9	10	11	

OUTSIDE U.S.A.

Name.....

Add 50c to price of each book. Cash with order only. Same 10-day return privilege

Address.....

City, Zone, State.....



# 37¢ ea.

# MICRO ELECTRON TUBE CO.

P.O. Box 55, Park Station  
Paterson 3, New Jersey

# \$35 PER HUNDRED ASSTD

Select Stock of  
Used Tubes at a  
Fabulous Low Price

SEND FOR FREE  
COMPLETE LIST  
OF TUBES

0A2	3Q1	6BC5	12A8	25Z5
0Z1	4BZ7	6BC8	12A95	25Z6
1A7GT	5A58	6B06	12AT6	26
1B3GT	5AT8	6C4	12AT7	35A5
1H1G	5AV8	6C5	12AU6	35B5
1H5GT	5AW4	6C6	12AU7	35C5
1L1	5BK7	6C86	12AV6	35L6GT
1L6	5J6	6C D6G	12AV7	35W1
1N5GT	5T8	7A1 XXL	12AX1GT	35Y4
1Q5GT	5U4G	7A5	12AX7	35Z5GT
2A3	5U8	7A6	19BG6G	37
2AF4	6A7	7A7	19J6	39/44
3BC5	6A8	7A8	19T8	42
3BN6	6AB1	7B1	21A	43
3BZ6	6AC7	7B5	25A5	45
3CB6	6AF1	7B6	25BQ6	50A5
3CF6	6B8	7B7	25DN6	78
3CS6	6BA6	7B8	25LGT	80
3LF1		7C1	25V1GT	84/6Z4
				11Z3

• All tubes lab-tested for mutual condensation, life test. • Guar. 1800 hr. 1 yr. replacement any tube failing under all operating cond. • Adv. tubes not necessarily new, may be older, perf. fact. see ours or used—clearly marked.

**POSTAGE PAID.** Send 25¢ handle. For orders under \$25, 25% dep. C.O.D.'s. Send approx. post. on Can. & Foreign orders.



# FCC Report

☆☆☆☆☆

By **ROBERT E. TALL**  
Washington Correspondent

## Answering Services

THE Federal Communications Commission seems pretty well satisfied with the operation of the Class D Citizens Radio Service (CB) at the present time. No new problems concerning regulation of the Class D Service have arisen and many of the Commission's older problems with CB'ers are being resolved. This situation is due in large measure to the success of the CB clubs around the country in putting the squeeze on known rule violators. The FCC appreciates the efforts of these organizations.

One problem that persists, however, is the unscrupulous modifying of CB transmitters to step up their r.f. power output. Complaints are being received by the Commission from some manufacturers of equipment contending that other manufacturers encourage home adjustment of the CB sets past the power input limits set by the FCC. The Commission is advising the complainants in such cases to present their story to the Federal Trade Commission.

There is a current surge of interest in the use of CB equipment with telephone answering services, and the FCC has clarified just how the Citizens Radio Service can be used in conjunction with the answering services, and has restated what kind of traffic *cannot* be handled.

Telephone answering services can use CB for communications incidental to the *internal* operation of the business. But extension of the answering services to permit CB contacts with customers for the purpose of relaying messages or reporting telephone calls is not permitted.

The FCC states that, "Inasmuch as the messages taken by the telephone answering services for their subscribers re-

## CITIZEN BAND KIT SALE!!!

Closing out our stock of CB kits. Nationally advertised at \$39.95 up. Complete with power supply, tubes, crystal, cabinet, coils, etc., less Mike. All sales final at this price. Thousands of satisfied users.

- 110 Volt CB Transceiver Kits.....SALE PRICE \$19.95
- 12 Volt CB Transceiver Kits.....SALE PRICE \$22.95
- 6 Volt CB Transceiver Kits.....SALE PRICE \$22.95

### SAVE \$\$\$ ON FAMOUS MAKE CITIZEN BAND ACCESSORIES!!

- Ground Plane Antenna (Top Quality).....SALE PRICE \$12.98
- 3-Element Horizontal Beam Antenna.....(Reg. \$29.95) SALE PRICE \$11.99
- 102" Whip, Base, Spring Assembly.....SALE PRICE \$ 7.98
- Bumper Mount Antenna + Spring, 102" Whip.....SALE PRICE \$ 9.98
- Single Bumper Mounts.....SALE PRICE \$ 4.49
- Double Bumper Mounts.....SALE PRICE \$ 6.49

### GROVE'S BUY-OF-THE-MONTH!!!

**CB CONVERTER KIT:** Uses your car radio to achieve top quality reception. Complete with cabinet, crystal, tubes, plugs. 2" high—6" wide—2 tubes—Power from radio or power supplies.....SALE PRICE \$14.50

### GET THE GROVE PRICE ON CB SUPPLIES!!!

- TRANSMITTER KIT:** Complete with push-to-talk microphone, crystal, cabinet, panel meter to monitor input or output. 6-channel switching, etc.....SALE PRICE \$34.95
- AC POWER SUPPLY KIT:** Powers converters or transmitters from A.C. source for home operation.....SALE PRICE \$16.95
- MOBILE POWER SUPPLY KIT:** Transistorized, plugs into cigarette lighter. For use with 12-volt sys.....SALE PRICE \$22.98
- FIELD STRENGTH METER KIT:** Includes load box and telescopic whip antenna.....SALE PRICE \$14.98

Send for our 1961 catalog featuring top values on CB supplies!!!!

## GROVE ELECTRONIC SUPPLY COMPANY

4078 N. MILWAUKEE CHICAGO 41, ILLINOIS 4103 W. BELMONT  
Include postage with orders or 50% deposit. \$2 usually covers on kits, average refunded.

# Here's The Offer No Other Radio-TV School

# DARES MAKE!

**LEARN AT HOME in Spare Time!**


YOU DO MANY PRACTICAL JOBS with the kits we send you. That's right, you PRACTICE what we TEACH! You build a Signal Generator, AC-DC Power Pack, and AC-DC Superheterodyne Radio Receiver and top quality 21 inch TV Set. EARN AS YOU LEARN with the famous RTS 30 Day Income Plan. Full Instructions provided. NO HIGH SCHOOL DIPLOMA NECESSARY. This is a COMPLETE course which starts with basic subjects and gradually advances to Radio-TV. . . . ALL FOR A PRICE YOU CAN AFFORD!

**\*THE ONLY VERTICAL MULTI-CHASSIS 21" TV KIT OFFERED BY ANY RADIO-TV SCHOOL**



**RTS Will Train You at a Price You Can Afford and When You Are a Qualified Graduate Will Help You Open a Service Shop of Your Own and Supply You With Every Bit of Equipment You Need to Get Started - Plus an Inventory of Parts and Necessary Supplies.**

**YOU BUILD THESE AND OTHER UNITS!**




**COMPLETE COLOR TV INSTRUCTION INCLUDED!**

Each student is entitled to unlimited consultation service. All questions are answered promptly and completely by highly specialized instructors.

MULTIMETER KIT INCLUDED!

\*Tubes Excluded

RTS' Membership in The Association of Home Study Schools is your assurance of Reliability, Integrity and Quality of Training.



**RADIO-TELEVISION TRAINING SCHOOL**  
815 EAST ROSECRANS AVENUE  
LOS ANGELES 59 CALIFORNIA

Est. 1922



**ALL FINANCED WITHOUT INTEREST OR CARRYING CHARGES!!**

**You Also Receive . . . Advertising Help and Material, Shop Plans, Business Systems, Letterheads, Calling Cards and Much More!**

Here's What Two of Many Business Plan Shop Owners Have to Say!

This business takes in between \$1500 and \$2000 a month. I've had to hire help to keep up with it.

CULLEN W. IRBY  
Corpus Christi, Texas

The school lives up to its promises 100%. RTS does not lose interest in its students once they graduate.

HAROLD R. STANLAKE  
Perry, Michigan

**Rush Coupon for FREE FACTS!**

**DON'T LOSE OUT — FIND OUT!**

**RADIO TELEVISION TRAINING SCHOOL, Dept. PE-21**  
815 EAST ROSECRANS AVE. LOS ANGELES 59 CALIF  
Rush me full information by return mail. (Please Print)

NAME \_\_\_\_\_ AGE \_\_\_\_\_

STREET \_\_\_\_\_

CITY \_\_\_\_\_ ZONE \_\_\_\_\_ STATE \_\_\_\_\_

**NO SALESMAN WILL CALL ON YOU!**



late to the activities of the subscribers and not the answering service, such messages may not at any time be transmitted over a citizens radio station operated by the telephone answering service as licensee." Nor may any compensation or remuneration be accepted by the licensee from any person for the use of his CB radio station, and the transmission of communications for hire in the Citizens Radio Service is definitely prohibited. The Commission says that "these limitations apply even though there is no direct charge to the subscriber for the radio service."

The FCC pointed out that a CB'er who is a client of a telephone answering service can install a transmitter operated under a license held by him on the premises of the telephone answering service. This transmitter can be used to notify the CB'er of telephone calls received for him by the answering service. However, the CB unit at the answering service cannot be used to handle communications for any person other than the specific CB'er to which it is licensed, and the same unit cannot be licensed to more

than one person. Also, it is emphasized, "the transmitter may not be connected to the public telephone system."

As evidence of control, the FCC explained, an agreement should be drawn up between the licensee and the answering service to provide that (1) the licensee of the citizens radio station will have control over the operation of the radio system at all times, even though it will be, in part, operated by answering service personnel; (2) the licensee will have full and unrestricted access to and jurisdiction over the transmitter to enable him to carry out his responsibilities under the license; and (3) it is understood that the licensee is fully responsible for the proper operation and control of the radio system and is subject to penalty for violations of any provisions of the Communications Act or of the Commission's rules.

One FCC representative called attention to the fact that the "not for hire" philosophy of CB communications may warrant a special drive on the part of the Commission some time in the future to eliminate abuses.

-30-

STEREO



STEREO

## NEW SONY TAPE DECK

Now, for less than the cost of a good record changer, you can add a versatile new dimension to your hi fi system.

■ The Sony 262-D tape deck has a 4 track stereo erase head and 4 track stereo record/playback head. Heads are wired to six output and input facilities for connection of external electronics to play and record four track stereo. This is the same quality mechanism used in the most expensive Sony Superscope tape recorders.

\$89<sup>50</sup>


*Other tape recorders in the remarkable Sony line include the dual track bantam at \$99.50, the Sterecorder 300, a complete portable stereo portable stereo system at only \$399.50, and the 262-SL parallel and sound-on-sound recorder at \$199.50. ■ For literature or nearest dealer, write: Superscope, Inc., Dept. F, Sun Valley, Calif.*

**SONY**

**SUPERSCOPE**

*The tapeway to Stereo*





*Prepare now*  
**IN SPARE TIME**  
**AT HOME**  
*for great opportunity*  
*field of...*

# TELEVISION

## The future is YOURS in **ELECTRONICS**

A fabulous field—good pay—fascinating work—a prosperous future! Good jobs or independence in your own business!

### Modern Training by Coyne **RIGHT IN YOUR OWN HOME**

Coyne brings you the first **truly lower cost** MODERN QUALITY Television Home Training; training designed to meet Coyne standards. Here is MODERN ELECTRONICS TRAINING with the latest on **Transistors, Printed Circuits, Remote Controls, Test Equipment, UHF, and Color.** No previous experience needed. Personal guidance by Coyne Staff.

### The Institution Behind this Training

*Famous for over sixty two years, COYNE occupies this entire building which is the new home of COYNE. COYNE'S modern resident training of men in Electronics, Electricity, Television and Radio has produced thousands of successful graduates.*



B. W. COOKE, Jr., President



FOUNDED 1899

## **COYNE** **ELECTRICAL SCHOOL**

**CHARTERED AS AN EDUCATIONAL INSTITUTION  
 NOT FOR PROFIT**

**1501 W. Congress Parkway, Chicago 7, Dept. 00000**

**MAIL COUPON NOW FOR DETAILS FREE**

## LEARN TO EARN IN SPARE TIME AT HOME

COYNE offers a most practical Home Television Training. Easy to follow step-by-step instructions, fully illustrated with over 2150 photos and diagrams. **Practical Job Guides** to show you how to do actual servicing jobs—**make money early in course.** Keep your present job while in training.

### *Lower Cost — Easy Terms*

We save you money because we don't send you—AND CHARGE FOR—a long list of parts or "put together kits," which you may not want or do not need. With Coyne Television Home Training you pay only for your training, **no costly extras.**

Even though we have added over 130 pages of lesson material recently to cover the latest Electronics subjects we have lowered our tuition while other schools have raised theirs.

### **SEND COUPON OR WRITE TO ADDRESS BELOW FOR FREE BOOK**

and full details, including Easy Payment Plan. **No obligation, no salesman will call.**



**COYNE Television Home Training Division**  
 Dept. 21-H2—New Coyne Building  
 1501 W. Congress Parkway, Chicago 7, Illinois  
 Send Free Book and details on Television Home Training. This does not obligate me in any way.

Name \_\_\_\_\_  
 Address \_\_\_\_\_  
 City \_\_\_\_\_ State \_\_\_\_\_

*(It is understood no salesmen will call.)*

fastest, easiest way  
to learn math  
**BASIC MATHEMATICS**  
(A PICTURED-TEXT COURSE)  
by Norman H. Crowhurst

*New approach and pictorial technique makes it easier than ever before possible to learn all the math you need to get ahead.*

This remarkable 4-volume course takes you in easy stages from counting through algebra, geometry, trigonometry to calculus so that you will understand easily, quickly, all the math you will need to get ahead—regardless of your previous education! It employs an exciting new technique wherein basic mathematics is presented as one continuous development of mathematics. The individual branches of mathematics are not divided into separate and unrelated subjects. Algebra, geometry, trigonometry, calculus are interwoven at progressively rising levels in the different volumes. Each volume reinforces your understanding as you penetrate more deeply into the subjects. Selected illustrations create clear images of mathematical ideas formerly difficult to understand or imagine through words alone.

**NOW AVAILABLE VOLUME I—FIRST STEP TOWARD MASTERY OF MATHEMATICS**—In Volume I you gain the self-confidence you need to master mathematics! You build a solid foundation in mathematics without realizing that you are being introduced to subjects usually considered dry and difficult-to-master. You learn addition, subtraction, multiplication, division, taking of roots, decimals, areas, angles, distance/time, rate of growth, ratios, percentages, etc. All subjects follow one another so easily that learning is 'painless'. Imagine a dedicated teacher sitting next to you and very patiently and painstakingly explaining step by step the processes of mathematics in each subject area... This is Basic Mathematics.


**WHY A KNOWLEDGE OF MATH SPEEDS YOUR PROGRESS IN ELECTRONICS**—No matter what your plans are in electronics—mathematics plays a vital role. The more math you know, the easier it is to learn electronics. And, if you've set your sights on being an advanced technician or an engineer, you must have a firm foundation in mathematics to achieve your goal. This course will speed you towards your goal.

**4 VOLUMES TAKE YOU FROM COUNTING TO CALCULUS**—VOL. I—Arithmetic as An Outgrowth of Learning to Count—(now available) #268-1, \$3.90. VOL. II—Introducing Algebra, Geometry, Trigonometry, Calculus as Ways of Thinking in Mathematics. (available May). VOL. III—Developing Algebra, Geometry, Trigonometry, Calculus as Working Methods in Mathematics. (available in late 1961). VOL. IV—Developing Algebra, Geometry, Trigonometry, Calculus as Analytical Methods in Mathematics. (available in late 1961).

At book stores, parts distributors, or direct.

*No matter where you buy these books, we guarantee satisfaction or your money back within 30 days. PE-2*

**JOHN F. RIDER PUBLISHER INC.**  
116 West 14th Street, New York 11, N. Y.  
Canada: Chas. W. Pointon, Ltd., 66 Racine Rd., Rexdale, Ont.  
Export: Acme Code Company, Inc., 630 9th Ave., N. Y.



### "Satellite" Price Change

Those of your readers who want to build the "Satellite Flasher" project presented in your December 1960 issue will find that the price of the satellite "package" has increased somewhat. Although the 3-inch plastic ball and 2-inch beveled disc still sell for 20 cents and 5 cents, respectively, the cement used to glue them together is no longer available in 25-cent bottles. A larger size bottle, costing 75 cents, is available, however, and your



readers will probably be able to use the surplus cement for future projects. In addition, mailing and handling costs for the three items come to 35 cents, making a total cost of \$1.35.

INDUSTRIAL PLASTICS SUPPLY CO.  
324 Canal Street  
New York 13, N. Y.

### "The Radar Man"

In your October 1960 issue, you published a poem called "The Radar Man," submitted by "Educated G.I." I wrote "The Radar Man" in 1942. It was used to illustrate a safety poster in 1943, and has since appeared in a number of magazines. In my original version, the poem read as follows:

If you should see upon the street  
A man equipped with dipole feet  
With a family of curves trailing behind  
He's a radar man with a micro-mind.

With micro-seconds and micro-waves  
And micro-volts he fills his days  
Thereby in the course of time  
He developed a micro-mind.

His eyes take on a neon gleam  
His ears extend to a yagi beam  
His mouth becomes another pulse gate  
His heart pumps blood at a video rate.

This radar man with the passing years  
Attained infinite impedance between his ears

Always say you saw it in—POPULAR ELECTRONICS



# FREE!

## LAFAYETTE'S 1961 CATALOG

### 324 GIANT SIZED PAGES

The Complete Catalog Featuring  
"The Best Buys In The Business"

- Stereophonic Hi-Fi Equipment
- Public Address Systems
- Tape Recorders
- Radio and TV Tubes and Parts
- Citizen Band Equipment
- Amateur Equipment
- Industrial Supplies

Send for Lafayette's FREE Catalog—the most complete, up-to-the-minute electronic supply catalog crammed full of everything in electronics at our customary down-to-earth money-saving prices.

CONTAINS HUNDREDS OF EXCLUSIVE LAFAYETTE ITEMS NOT AVAILABLE IN ANY OTHER CATALOG OR FROM ANY OTHER SOURCE—SEND FOR YOUR COPY NOW!

A "must" for the economy-minded hi-fi enthusiast, experimenter, hobbyist, engineer, technician, student, serviceman and dealer.



### Our 40th Year

EASY PAY PLAN—the simplest, and quickest way to get what you want when you want it. As little as \$2 down . . . up to 24 months to pay.



Communications Receiver  
KE-206, Kit KE-10, Wired  
84.50 79.95



RK-400 2-Speed  
Portable Tape Recorder  
49.50



RW-60 20,000 Ohms Per  
Volt Multimeter  
\$13.50

TE-15 Tube Checker  
19.95



TM-14  
Radio Field Indicator  
6.95



HE-800WX  
Citizen Band Mobile Antenna  
6.95

## LAFAYETTE & L RADIO

Mail the coupon today for your  
FREE copy of Lafayette Radio's  
1961 catalog.

**Lafayette Radio Electronics Corp.**  
Dept. 1B1-1, P.O. Box 190  
Jamaica 31, N. Y.


Send me the FREE Lafayette 324 page  
1961 catalog 610

Name \_\_\_\_\_


Address \_\_\_\_\_

City \_\_\_\_\_ Zone \_\_\_\_\_ State \_\_\_\_\_





1600 pages



✱ **PLANNING A CAREER IN ELECTRONICS?**

*You'll find The MASTER will be your constant companion*

Whether your future in electronics is as an engineer or a service technician, you'll find that there's one reference source that will be a part of your everyday routine—THE RADIO-ELECTRONIC MASTER! The reason: it places the entire world of electronics at your fingertips— all radio-TV-audio-electronic parts and equipment with descriptions, illustrations and prices.

The MASTER shows complete details of latest ham gear, TV items, transistors, printed circuits, stereo components, sub-miniature parts plus thousands of hard-to-locate items not usually found in smaller, incomplete catalogs.

If you're a hobbyist and assemble kits, hi-fi gear or your own ham station, you'll find that the 1,600-page MASTER contains far more items than any other electronic catalog in the world—more than 175,000 items. What's more, you find products more quickly because The MASTER is arranged in 32 product sections for easy reference.

## 1961 MASTER

WORLD'S LARGEST ELECTRONIC CATALOG

**\$3.95** at part distributors, or  
send remittance direct

The Radio-Electronic MASTER, 55 Sewell St., Hempstead, N. Y.

## Letters

(Continued from page 16)

And finally succumbed to a heavy jolt  
When he got what he thought was a micro-volt


The Doc looked up from his microscope  
Turned to his colleague and softly spoke  
There's no trace of a brain that I can find  
He's a radar man with a micro-mind.

Roy E. CURD  
Sacramento, Calif.

*Although we knew "The Radar Man" dated from World War II, Mr. Curd, we didn't know you wrote it. We're sure our readers will appreciate having this information, as well as the opportunity to read the original version.*

### A Lot of Power

■ I enjoyed the article on electric power in the November 1960 issue, but I think that the author's figure for power consumption in the United States in 1958 (160 million kilowatts) was much too low. Just consider the power consumed by a single 50-kilowatt AM broadcast station operating around the clock for a year. At average modulation, the transmitter consumes 100 kw., or 2400 kw. per day. For a year, that figure comes to about 875,000 kilowatts. Since there are about fifty 50-kw. stations on



the air day and night, their power consumption would come to approximately 44 million kilowatts a year, not including studio equipment. What do you say?

Roy J. HUMPHREY  
Station KQV  
Pittsburgh, Pa.

*The author's figure indicated average hourly potential consumption, not actual total consumption for the year. Americans used 724,013,312,000 kilowatt hours in 1958, but their total demand in any one hour could have been as high as 160 million kilowatts, as stated.*

### Radio Paging Services

■ I found your article on personal paging services ("Your Shirt Pocket Goes Beep Beep") very interesting, but I would like to point out that one of the author's statements is misleading.

Actually, the subscriber to the Bell Telephone System service doesn't go to the telephone and call the Mobile Service Operator. This was done in a few areas at first, but since the procedure was obviously in direct competition with local paging



Accredited by the National Home Study Council

good training  
doesn't cost . . .  
it pays!

# How To Get an



## An FCC License Or Your Money Back!

Completion of the Master Course (both Sections) will prepare you for a First Class Commercial Radio Telephone License with a Radar Endorsement. Should you fail to pass the FCC examination for this license after successfully completing the Master Course, you will receive a full refund of all tuition payments. This guarantee is valid for the entire period of your enrollment agreement.

### Increase Your Technical Knowledge

Get a government license plus an understanding of such electronic applications as computers . . . industrial electronics . . . radar . . . communications . . . and many more.

## Get All Three Booklets . . . **Free**



### find out how . . .

1. You can handle the new electronic devices.
2. You can solve the problems that stump your fellow technicians.
3. Training is Job Insurance when employment is tough to find . . . and more money for you when times are good.

Get This Handy Pocket  
Electronics Data Guide  
**FREE . . .**

Puts all the commonly used conversion factors, formulas, tables, and color codes at your fingertips. Yours absolutely free if you mail the coupon today. No further obligation.

**Cleveland Institute of Electronics**  
1762 E. 17th St. Desk PE 74 Cleveland 14, Ohio

### Cleveland Institute of Electronics

1762 E. 17th St. Desk PE 74 Cleveland 14, Ohio

Please send Free Career Information Material prepared to help me get ahead in Electronics and a free copy of your "Pocket Electronics Data Guide." I have had training or experience in Electronics as indicated below:

- |                                             |                                             |
|---------------------------------------------|---------------------------------------------|
| <input type="checkbox"/> Military           | <input type="checkbox"/> Broadcasting       |
| <input type="checkbox"/> Radio-TV Servicing | <input type="checkbox"/> Home Experimenting |
| <input type="checkbox"/> Manufacturing      | <input type="checkbox"/> Telephone Company  |
| <input type="checkbox"/> Amateur Radio      | <input type="checkbox"/> Other.....         |

In what kind of work  
are you now engaged?


In what branch of  
Electronics are you  
interested?.....

Name..... Age.....  
Address.....  
City..... Zone..... State..... PE74

# 2 for the money

circuit by  
*Bell*

tubes by  
**Amperex®**



Bell engineers, preliminary to the design of their *Carillon Model 6060, 2 channel, 60 watt Stereo Amplifier*, canvassed the industry for tube types offering something truly exceptional in the way of reliability, low distortion, low noise, low hum and absence of microphonics.

As has frequently been their experience, the people at Bell found these qualities best exemplified by Amperex tubes. Thus, the tube complement of the Bell Model 6060 includes two Amperex 6CA7/EL34's and three Amperex 12AX7/ECC83's in each channel.

These and many other Amperex 'preferred' tube types have proven their reliability and unique design advantages in the world's finest audio components.

Write today for the *Audio Designers Handbook*, new 33-page booklet featuring 14 pages of complete schematics of mono and stereo preamplifiers and amplifiers. Price, \$1.50. Amperex Electronic Corp., Special Purpose Tube Division, 230 Duffy Avenue, Hicksville, Long Island, New York.

.....  
OTHER AMPEREX TUBES FOR QUALITY AUDIO APPLICATIONS:

POWER AMPLIFIERS: 6CA7/EL34 • 7189 • 6BQ5/EL84 • 6CW5/EL86 • 6BM8/ECL82

VOLTAGE AMPLIFIERS: 6Z67/EF86 • 12AT7/ECC81 • 12AU7/ECC82 • 12AX7/ECC83 • 6BL8/ECF80

RF AMPLIFIERS: 6ES8 • 6ER5 • 6EH7/EF183 • 6EJ7/EF184 • 6AQ8/ECC85 • 6DC8/EBF89

RECTIFIERS: 6V4/EZ80 • 6CA4/EZ81 • 5AR4/GZ34

INDICATORS: 6FG6/EM84 • IM3/DM70

SEMICONDUCTORS: 2N1517 • 2N1516 • 2N1515 • IN542 • IN87A



about hi-fi tubes for hi-fi circuitry

## Letters

(Continued from page 18)

and answering services, the Bell people arranged to have their subscribers call only a prearranged number.

In our radio paging systems, unlimited message service is provided along with instant paging, so that each subscriber, in effect, has an office for receiving and disbursing messages. (Our charge is consequently \$3.00 higher than Bell's.) We will be happy to supply complete information on our systems to any of your readers who are interested in radio paging.

RICHARD S. HUTNER, President  
Radio Page of America, Inc.  
Fort Wayne, Ind.

### Equations Evidently Erroneous

■ It's probably a typographical error, but it seems to me that the equation on page 96 of "The Load Line Story" (November 1960) contains an incorrect symbol. It is shown as:

$$E_P = E_b - I_P R_P$$

where  $R_P$  would probably be interpreted to mean plate resistance of the tube. I believe the equation should read:

$$E_P = E_b - I_P R_L$$

where  $R_L$  is the load resistance. This means that the plate voltage is equal to the supply voltage less the drop in the load resistor.

JAMES E. MARTZ  
Milan, Ohio

■ I believe I have spotted an error in your October 1960 article on Wheatstone bridges. In discussing the capacitance bridge illustrated in Fig. 2 (page 84), the author arrives at the equation:

$$C_x = (C_s \times R_1) / R_2$$

This should be:

$$C_x = (C_s \times R_2) / R_1$$

EDSON R. DETJEN  
Wilmington, Del.

*Right you are, sirs. We're glad to hear that our readers know how to derive equations—as you both have done.*

### "T-R" Mix-Up

■ In the October 1960 issue, there is a block diagram of an EICO Citizens Band Transceiver (page 87). Can it be that the switch at the output of the audio stage is labeled incorrectly? It looks as if the "T" for transmit and the "R" for receive should be reversed.

JACK C. LEWIS  
Hodgenville, Ky.


*The answer to your question, Jack, is "yes." The switch is improperly marked. Thanks for calling it to our attention.*

-30-

Always say you saw it in—POPULAR ELECTRONICS




# BREAK THROUGH TO HIGHER PAY in ELECTRONICS TV-RADIO



**START NOW!** Break through the Earning Barrier that stops half-trained men. N.T.S. "All-Phase" training prepares you — at home in spare time — for a high-paying CAREER in Electronics — TV — Radio as a MASTER TECHNICIAN. One Master Course at One Low Tuition trains you for unlimited opportunities in All Phases: Servicing, Communications, Preparation F.C.C. License, Broadcasting, Manufacturing, Automation, Radar and Micro-Waves, Missile and Rocket Projects.

A more rewarding job... a secure future... a richer, fuller life can be yours! As an **N.T.S. MASTER TECHNICIAN** you can go straight to the top in industry... or in your own profitable business.


You work on actual job projects



## SUCCEED IN MANY HIGH-PAYING JOBS LIKE THESE...

- TV-Radio Sales, Service and Repair
- Profitable Business of Your Own
- Communications Technician — F.C.C. License
- Hi-Fi, Stereo & Sound Recording Specialist
- TV-Radio Broadcasting Operator
- Technician in Computers & Missiles
- Electronics Field Engineer
- Specialist in Microwaves & Servomechanisms
- Expert Troubleshooter
- All-Phase Master Technician

## 19 BIG KITS YOURS TO KEEP



Free book gives you all the facts

## NATIONAL TECHNICAL SCHOOLS

WORLD-WIDE TRAINING SINCE 1905

4000 SO. FIGUEROA ST., LOS ANGELES 37, CALIF., U.S.A.

Write Dept. R2G-21



N.T.S. Shop-Tested HOME TRAINING is **Better, More Complete, Lower Cost...** and it is your key to the most fascinating, opportunity-filled industry today!

tional cost. You also get a Professional Multitester for your practical job projects.

### YOU LEARN QUICKLY AND EASILY THE N.T.S. SHOP-TESTED WAY

You get lessons, manuals, job projects, unlimited consultation, graduate advisory service. You build a Short Wave-Long Wave Superhet Receiver, plus a large-screen TV set from the ground up, with parts we send you at no addi-

### EARN AS YOU LEARN... WE SHOW YOU HOW!

Many students pay for entire tuition — and earn much more — with spare time work they perform while training. You can do the same... we show you how.

**SEND FOR INFORMATION NOW... TODAY! IT COSTS YOU NOTHING TO INVESTIGATE.**



ACCREDITED MEMBER  
... the only nationally recognized accrediting agency for private home study schools.

**RESIDENT TRAINING AT LOS ANGELES**  
If you wish to take your training in our Resident School at Los Angeles, start NOW in our big, modern Shops and Labs. Work with the latest Auto and Diesel engines — all types — fuel injection, automatic transmissions, all power equipment — most complete facilities offered by any school. Expert, friendly instructors. Graduate Employment Service. Help in finding home near school — and part time job while you learn.  
WRITE FOR SPECIAL RESIDENT SCHOOL CATALOG AND INFORMATION

### N.T.S. HOME TRAINING is

- Classroom Developed
- Lab-Studio Planned
- Shop-Tested
- Industry-Approved
- Specifically Designed for Home Study



**MAIL COUPON NOW for FREE BOOK and ACTUAL LESSON**

## NATIONAL TECHNICAL SCHOOLS

WORLD-WIDE TRAINING SINCE 1905

Mail Now To  
National Technical Schools, Dept. R2G-21  
4000 S. Figueroa St., Los Angeles 37, Calif.

Please rush **FREE** Electronics-TV-Radio "Opportunity" Book and Actual Lesson. No Salesman will call.

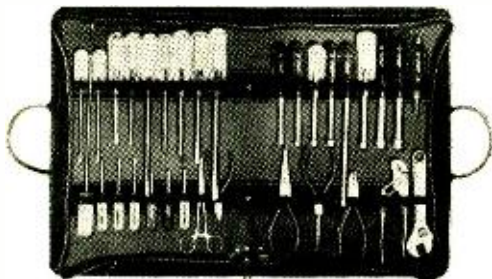
Name \_\_\_\_\_ Age \_\_\_\_\_  
Address \_\_\_\_\_  
City \_\_\_\_\_ Zone \_\_\_\_\_ State \_\_\_\_\_  
 Check here if interested **ONLY** in Resident Training at Los Angeles.  
VETERANS: Give date of discharge \_\_\_\_\_

**NO OBLIGATION!  
NO SALESMAN WILL CALL**

# NEW products

## LEATHER TOOL CASE

If you dig through a jumbled mess every time you need something from your tool box, here's an item that should interest you. It's an Xcelite leather case that



holds up to 40 tools individually (by leather thongs). A felt-type lining protects tool finishes and handles. For more

information, request Bulletin 1060 from Xcelite, Inc., Orchard Park, N. Y.

## "TRI-TAP" TOOL

When threads wear and the screws that hold that favorite gadget of yours together won't stay in place, this handy



little tool will take care of them. Made of heat-treated high-carbon steel, the CBS "Tri-Tap" will tap new threads or renew old ones. It combines the three most popular tap sizes—6-32, 8-32, and 10-32. (CBS Electronics, Danvers, Mass.)

## P-C BOARD CAPACITOR

The ESS-7515 capacitor is an exact replacement for any one of eight dual 150-volt electrolytics commonly used on radio

A New Kind of Wireless Communication System

# Infraphone

## SENDS YOUR VOICE HUNDREDS OF YARDS ON A BEAM OF INVISIBLE LIGHT!

Simply aim and talk! Hold telephone-like, two-way conversation anywhere within line of sight . . . indoors or out . . . day or night . . . without wires. A startling new development from one of the country's leading scientific laboratories, the *Infraphone* is based on the new technology of infrared, used in missiles and satellites and for secret communication by the Armed Forces. The ideal wireless phone for work, play or sport. Infraphone is simple to use, reliable and educational. Talk house-to-house (even through closed windows), between moving vehicles, ship-to-shore, in crowds regardless of noise.

Each phone is a self-contained transmitter-receiver. Range is several hundred yards with telephone-like clarity. "Voice detector" is a photoconductor sensitive to infrared radiation. Infraphone uses flashlight batteries and bulb for absolute safety. Transistorized printed circuit amplifier is ready for instant use — provides full range output to dynamic earphone speaker. Only batteries and bulb ever need replacement. Housing is high-impact styrene. NO WIRES — NO EXTERNAL POWER REQUIRED — NOT SUBJECT TO GOVERNMENT REGULATION.



**\$39<sup>95</sup>**

PER SET OF  
TWO  
less batteries



Available from your local electronics distributor or write to:


**INFRARED INDUSTRIES, INC., P.O. BOX 42, WALTHAM 54, MASS.**



and TV printed-circuit boards. It will replace a 50/30- $\mu$ f., 70/30- $\mu$ f., 75/30- $\mu$ f., 60/40- $\mu$ f., 80/40- $\mu$ f., 50/50- $\mu$ f., 70/50- $\mu$ f., or 80/50- $\mu$ f. electrolytic. Price, \$2.00. (Cornell-Dubilier Electronics Div., Federal Pacific Electric Co., 333 Hamilton Ave., South Plainfield, N. J.)

### BASIC RADIO KIT


The Heathkit EK-2A educational kit is designed to give both youngsters and grown-ups an introduction to basic radio theory. In the course of learning, you build a crystal radio, improve it, and



finally wind up with a sensitive regenerative receiver. Price, \$19.95. (Heath Company, Benton Harbor, Mich.)

### TRANSISTOR TESTER

Designed for transistor-radio servicing, the Sencore "Transi Master" TR110 will check transistors both in and out of circuit. In-circuit units are given an a.c. test for gain; out-of-circuit units receive a d.c. gain and leakage check. Built into



the tester is an r.f.-a.f. signal generator and voltmeter-milliammeter for troubleshooting purposes. The Transi Master is supplied with a test probe that connects

to all three leads of a transistor at one time, and a mirrored-top case for ease in checking printed-circuit boards. Price, \$49.50. (Sencore—Service Instruments Corp., Addison, Ill.)

### THERMO WIRE STRIPPER

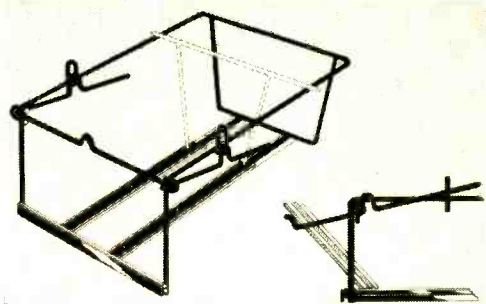
With the aid of a wire stripper announced by Ungar Electric Tools, 4101 Redwood



Ave., Los Angeles 66, Calif., you can strip insulation from wire while soldering. The stripping clip fits onto the barrel of a soldering tip, and will melt all rubber or plastic insulation from 8- to 24-gauge wire without nicking or scoring the strands. Clips are available in three different shapes at 75 cents each.

### RECORD AND TAPE STORAGE FILE

Slide-out "Quick-See" album files for storing tapes and LP and 45-rpm records



are being offered by Kersting Mfg. Co., 504 S. Date Ave., Alhambra, Calif. Designed for installation in cabinets, closets, or shelves, the units are available in models holding from 70 to 125 12" LP's. Prices range from \$10.95 to \$15.95 for a black finish, and from \$11.70 to \$16.70 for brass or copper; adjustable back rests cost from 60 to 75 cents. —50—

# POP'tronics Bookshelf

"MOST-OFTEN-NEEDED 1961 TELEVISION SERVICING INFORMATION," Volume TV-18, compiled by M. N. Beitman. Published by Supreme Publications, 1760 Balsam Rd., Highland Pk., Ill. Soft cover. 192 pages. \$3.00.

Like other Supreme manuals, this volume—the TV-18—is loaded with service information and is a "must" for every serviceman. Dozens of schematics, parts layouts, printed-circuit board layouts, alignment notes, etc., cover the bulk of 1961 TV sets, from Admiral to Zenith.

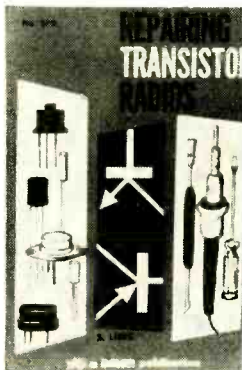


"REPAIRING TRANSISTOR RADIOS," by S. Libes. Published by John F. Rider Publisher, Inc., 116 W. 14 St., New York 11, N. Y. Soft cover. 168 pages. \$3.50.

Many competent technicians are con-

fused when it comes to servicing transistor radios—they understand the action of vacuum-tube circuits, but transistors "throw them." This book covers the operating theory of transistors and transistor circuits, especially those found in superheterodyne receivers. The various superhet elements (oscillators, audio amplifiers, power amplifiers, etc.) are discussed.

and the chapters are sprinkled with schematics and test-procedure charts. Also included is a transistor-interchangeability chart.



"101 KEY TROUBLESHOOTING WAVEFORMS FOR HORIZONTAL AFC-OSCILLATOR CIRCUITS," by Robert G. Middle-

## NOW YOU CAN SECURE A HIGH SALARIED • TOP PRESTIGE CAREER IN ELECTRONICS IN ONLY ONE YEAR!

ELECTRONICS is the fastest growing industry in America today, creating unlimited opportunities for high salaries, with rapid advancement in INDUSTRY AND THE ARMED FORCES for Bailey Trained electronic engineering technicians.

LARGE CORPORATIONS from coast to coast, and BRANCHES OF THE ARMED FORCES send recruiters to visit each graduating class at Bailey Tech, offering unusually high starting salaries.

BAILEY GRADUATES ARE BEING HIRED for such fascinating and interesting work as technical salesmen, research and development of guided missiles, electronic business machines and automatically controlled manufacturing plants, etc., also good RATINGS IN THE ARMED FORCES.

UP TO SEVEN TECHNICIANS are needed for every engineer... this, plus superior training is why Bailey Graduates are being paid more to start, and are advancing more rapidly than many men who have spent four years in training.

Resident training is easier and costs less than you may think! We provide housing and part-time jobs while in school, plus free nationwide employment service for graduates. If you want to quickly enter America's fastest growing and most exciting industry, write for free booklet... no obligation.

VETERAN APPROVED  
**BAILEY TECHNICAL SCHOOLS**  
1625 S. Grand • St. Louis 4, Mo.



This Minneapolis-Honeywell system controls hundreds of automatic manufacturing operations. Experience on live equipment is emphasized at Bailey and is another reason for the tremendous backlog of high pay positions waiting BAILEY GRADUATES.

### MAIL TODAY

Please mail immediately this free booklet without obligation

Name \_\_\_\_\_

Address \_\_\_\_\_

City \_\_\_\_\_ State \_\_\_\_\_

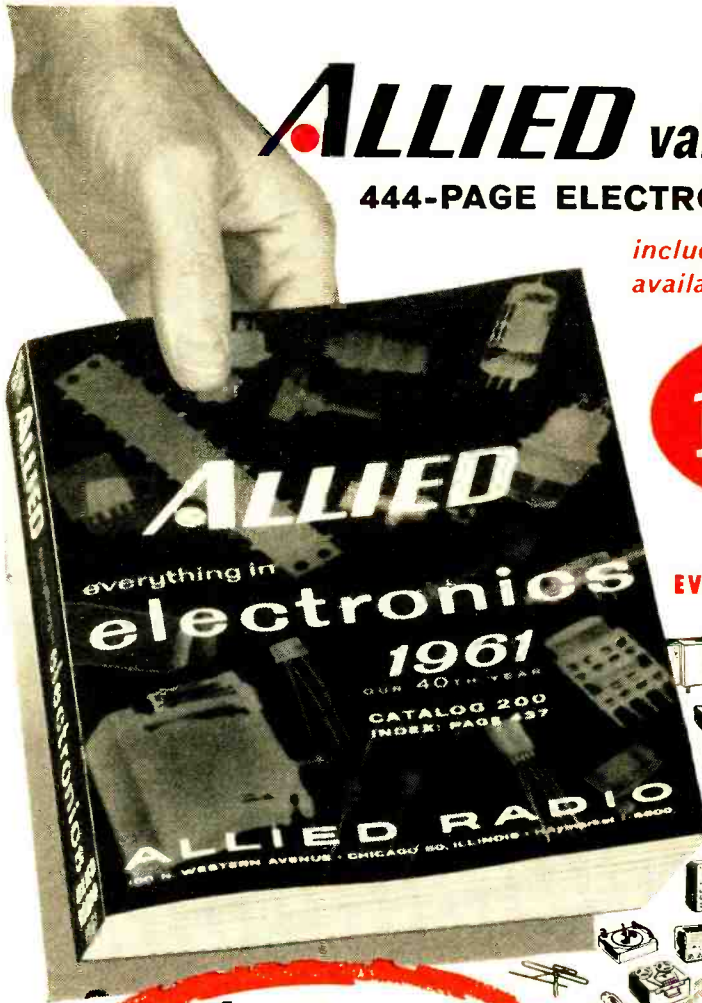




# ALLIED value-packed 1961

## 444-PAGE ELECTRONICS CATALOG

including special products  
available only from Allied



**free**

### SAVE MOST ON EVERYTHING IN ELECTRONICS

- New Stereo Hi-Fi Systems— Everything in Hi-Fi Components
- Money-Saving, Build-Your-Own KNIGHT-KITS® for Every Need
- Best Buys in Recorders & Supplies
- Newest Public Address Systems, Paging and Intercom Equipment
- Amateur Receivers, Transmitters and Station Gear
- Citizen's Band 2-Way Radio
- Test and Laboratory Instruments
- TV Tubes, Antennas, Accessories
- Huge Listings of Parts, Tubes, Transistors, Tools, Books

**BUY ON EASIEST TERMS**  
only \$2 down on orders up to \$50;  
only \$5 down on orders up to \$200;  
only \$10 down over \$200.  
Up to 24 months to pay.

### ALLIED exclusives:

**MONEY-SAVING KNIGHT-KITS®**—truly the very best in build-your-own electronic equipment—lowest in cost, easiest to assemble, best for performance. Select from a complete line of Stereo hi-fi kits, Hobbyist kits, Test Instrument and Amateur kits. KNIGHT-KITS are an exclusive ALLIED product.

**KNIGHT® STEREO HI-FI**—Comparable to the best in quality, styling and performance, yet priced far lower. Select super-value KNIGHT components or complete systems and save most. Also see the largest selections of famous-name hi-fi components and money-saving ALLIED-recommended complete high-fidelity music systems.

*Exclusive Allied products save you more*

You get every buying advantage at ALLIED: Lowest, money-saving prices, fastest shipment, expert personal help, easiest-pay terms, satisfaction guaranteed or your money back.

send coupon today  
for 444-page catalog

**free**

## ALLIED RADIO

Satisfaction Guaranteed or Your Money Back

World's Largest Electronic Supply House



our 40th year

ALLIED RADIO, Dept. 109-B1  
100 N. Western Ave., Chicago 80, Ill.

Send FREE 1961 Allied Catalog No. 200

Name \_\_\_\_\_  
PLEASE PRINT

Address \_\_\_\_\_

City \_\_\_\_\_ Zone \_\_\_\_\_ State \_\_\_\_\_



**Here's  
great  
news**

**The Sensational BOZAK  
B-800 FULL-RANGE SPEAKER**

(PATENT PENDING)

**is yours for only \$45.00!\***

An 8-inch speaker of unique design, the B-800 provides unbelievably fine music and voice reproduction over a frequency range of 50 to 15000 cycles! Its clean bass, detailed mid-range, and smooth highs combine to give exceptional transient response and full-range musical sound quality never before attained in a single speaker.

You'll be proud to own it! Now you can bring real Bozak musical sound into your home at truly moderate cost!

**and, THE BOZAK B-801  
SPEAKER SYSTEM**

*a B-800 Full-Range Speaker mounted in a handsome, well-built enclosure is only \$89.50\**



Thousands who heard this instrument at the New York and other High Fidelity shows were amazed at its musical quality and delighted with its price! You'll agree that it's the biggest bargain ever in really fine sound!

**Hear this great new speaker soon at a Bozak Franchised Dealer!**

\*SLIGHTLY HIGHER IN SOUTH AND WEST.

**Bozak**  
DARIEN, CONN.

**THE VERY BEST IN MUSIC**

**Bookshelf**

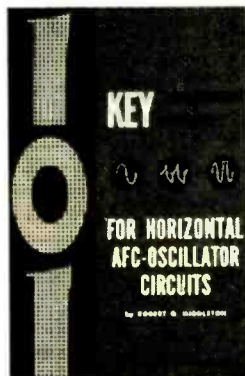
(Continued from page 24)

ton. Published by Howard W. Sams & Co., Inc., 1720 East 38th St., Indianapolis 6, Ind. 128 pages. Soft cover. \$2.00.

Trouble-shooting horizontal a.f.c.-oscillator circuits successfully can only be done by correctly analyzing oscilloscope waveforms.

In the latest of Mr. Middleton's "101" series, 101 waveform diagrams are presented and explained in detail. Backed up with many typical schematic diagrams, the text discusses the normal operation of horizontal a.f.c.-oscillator circuits

and how to detect and isolate the various causes of failure. Recommended for the TV serviceman.



**Free Literature**

A 24-page catalog prepared by the Jensen Manufacturing Company describes its line of loudspeakers, cabinets, and kits—and also gives helpful hints on planning a complete speaker system. Write to the Jensen people at 6601 S. Laramie Ave., Chicago 38, Ill., for your free copy.

Model builders and radio-control experimenters will be interested in a new catalog chock full of bargains. Just send a letter and a four-cent stamp (to cover the cost of mailing) to America's Hobby Center, Inc., 146 W. 22nd St., New York 11, N. Y.

A four-page brochure describing industrial sound systems can be obtained from North American Philips Co., High Fidelity Div., Commercial Sound Dept., 230 Duffy Ave., Hicksville, L. I., N. Y. Among the individual Norelco products covered are amplifiers, preamplifiers, delayed-sound equipment, intercom systems, loudspeaker columns, and microphones.

-30-



**CREI's extension  
program in  
advanced electronic  
engineering technology  
offers you...**



# higher status & better income

The CREI home study program is designed to meet your present and future employment needs and to increase your professional status and earning power. The program—which is comparable in technological content to advanced residence courses in electronics—was developed hand-in-hand with leading companies and Government agencies in electronics, communications, missiles and space exploration.

The courses are presented in easy-to-understand format, and our experienced instructors guide your progress step by step. The program may be completed in 2 to 4 years, depending on how much spare time you can devote to study.

## CREI brings you the latest advances and breakthroughs in electronics.

Recent advances and new techniques have placed tremendous importance on how modern and up-to-date the individual's education is. Recognizing this, CREI maintains a large staff of engineers and scientists who occupy prominent positions in government and industry. These men continuously revise the CREI program and incorporate all new technical information and breakthroughs. CREI courses are

the most modern you will find . . . anywhere.

This is one reason why the demand for CREI graduates and students at the CREI Placement Bureau has far exceeded the supply for the past several years.

- \* CREI curricula is accredited by the Engineers' Council for Professional Development.
- \* U. S. Office of Education lists CREI as "an institution of higher education."
- \* More than 20,500 students are enrolled in CREI Home Study and Residence Programs.
- \* More than fifty of America's leading companies and government agencies pay the tuition for their employees studying with CREI.

**YOU QUALIFY FOR CREI** if you have a high school diploma or equivalent, and if you have had basic electronic training or practical experience in electronics.

NEW 56-Page Catalog Discusses Electronics Industry, Its Dynamic Future, Recent Breakthroughs, Career Opportunities, CREI Courses.

## Mail This Coupon Today!

**THE CAPITOL RADIO ENGINEERING INSTITUTE**  
ECPD Accredited Technical Institute Curricula • Founded 1927  
Dept. 1202-H, 3224 16th St., N.W., Washington 10, D.C., U.S.A.  
England: CREI London, Granville House, 132-135 Sloane Street,  
London S.W. 1, England

Please send me your course outline and FREE 56-Page Book.  
"Your Future in Electronics and Nuclear Engineering Technology"  
... describing opportunities and CREI home study courses.

**Check field  
of greatest  
interest**

- Radar, Servo and Computer Engineering Technology
- Electronic Engineering Technology
- Communications Engineering Technology
- Television Engineering Technology
- Aeronautical Engineering Technology
- Automation and Industrial Electronics Engineering Technology
- Nuclear Engineering Technology

Name \_\_\_\_\_ Age \_\_\_\_\_

Street \_\_\_\_\_

City \_\_\_\_\_ Zone \_\_\_\_\_ State \_\_\_\_\_

Check:  Home Study     Residence School     Korean Veteran



To obtain fast, immediate service and to avoid delay, it is necessary that the following information be filled in:

Employed by \_\_\_\_\_

Type of Present Work \_\_\_\_\_

Education:  
Years of High School \_\_\_\_\_

Other \_\_\_\_\_

Electronics Experience \_\_\_\_\_

find new  
adventure in  
amateur  
radio...

with  
*Viking*  
1st choice of  
amateurs the  
world over!

loaded with features... kit or wired!



<b>ADVENTURER</b> —50 watts CW input 80 through 10 meters. 240-181-1... Kit Am. Net. \$54.95	<b>RANGER</b> —75 watts CW input; 65 watts phone—160 through 10 meters. 240-161-2... Kit Am. Net. \$229.50	<b>VALIANT</b> —275 watts CW and 55B; 200 watts A.M.—160 through 10 meters. 240-104-2... Kit Am. Net. \$349.50
	240-161-1... Wired Am. Net. \$329.50	240-104-2... Wired Am. Net. \$439.50



Complete specifications and schematics on all Johnson transmitters, amplifiers, station accessories, keys and practice sets!



**E. F. JOHNSON CO.**  
1233 2nd Ave. S.W. • Waseca, Minn.

NAME \_\_\_\_\_  
ADDRESS \_\_\_\_\_  
CITY \_\_\_\_\_ STATE \_\_\_\_\_

WHO NEEDS  
**MILES OF WIRE?**  
GET HOME ELECTRICITY  
IN CAR, BOAT, PLANE  
WITH A  
*terado* POWER  
CONVERTER

Change battery current to 110 volt, 60 cycle A.C.

No installation—just plug into cigarette lighter of car, truck, or boat, and it's ready to go!

Operate tape recorders, electric shavers, dictation machines, record players, small electric tools, portable TV, and testing equipment.

Models from 15 to 200 watts, priced as low as \$12.95

See Your Electronic Parts Dealer or Jobber

**TERADO COMPANY**

1057 RAYMOND AVE., ST. PAUL 8, MINNESOTA  
In Canada: ATLAS RADIO CORPORATION LTD., TORONTO



# Hi-Fi |

## Showcase

AS THE NEW YEAR gathers steam, more and more stereo/hi-fi products are making their way to your local dealer's shelves. We don't have room to talk about every one of them, but you'll find many of the more interesting items discussed below. Write directly to the manufacturers for additional information—names and addresses are given at the end of this column, on page 32.

If you're a tape fan, you'll want to investigate the "Quik-Cue" contact tabs made by *W. H. Brady*. Applied to any standard recording tape, the tabs can be used to actuate a relay either to shut off the tape recorder or reverse and repeat the program. . . . Precise FM tuning is a semi-automatic operation with the *Fisher FM-200* tuner. Touch the tuning knob and the a.f.c. automatically clicks off, permitting precise tuning for maximum signal. Remove your hand from the knob, and the a.f.c. clicks back on, holding the tuner spot on frequency. The FM-200 incorporates the ultra-low-noise "Golden Cascade" r.f. stage and makes use of five limiters to achieve an almost unbelievable 1.5-db capture ratio. Price of the FM-200, \$229.50.

The old changer-vs.-player argument has been all but ended with the *Garrard Type A* player. A dynamically balanced tone arm, a professional turntable, and an automatic record-changing mechanism are successfully combined in a unit that is both a manual player and a fully automatic record changer. Distributed by British Industries, the Type A reduces wow and flutter to miniscule proportions with a 6-lb. cast and polished turntable and Garrard's newly developed "laboratory series" motor. Price, \$69.50, less cartridge. . . . Designed as a companion unit for the AJ-30 stereo tuner, *Heath's AA-100* stereo amplifier is basically a redesign of the company's popular AA-50. Specifications—25 watts per channel from five separate stereo inputs—are the same for both the AA-50 and the AA-100, but there are big differ-




# new! *outstanding value*

## *Electro-Voice*®

### ULTRA-COMPACT SPEAKER SYSTEMS


### *in kit form*

Now Electro-Voice takes the mystery out of ultra-compact speaker systems. No longer are the components a "sealed" secret. You see what you get, know what you get, and enjoy the fun and economy of building your own speaker system. All the materials and instructions you need are included in the package. These new kits are exactly the same as the carefully-designed, assembled systems currently sold by Electro-Voice. Systems that produce a clarity of sound that enable you to feel the deepest bass, marvel at the effortless clarity in the midrange, and delight in the brilliant definition of the upper harmonics.



#### Performance Depends on Component Quality

Within each Electro-Voice system, every component is engineered to complement perfectly the others with which it is used. Some of the outstanding features you'll be receiving are illustrated in the cutaway view of the Esquire 200 featured above: (1) Substantial magnetic circuits for maximum sensitivity, power handling capacity, and uniformity of response. (2) High compliance viscous damped cloth suspension for smooth response and low resonant frequency. (3) Edgewise-wound voice coil for most effective use of available magnetic energy. (4) Die-cast frames for greatest reliability of performance. (5) True electrical cross-over, at exceptionally low frequency of 200 cycles, to minimize all forms of distortion associated with the use of woofers covering the midrange. (6) Midrange speaker in a totally isolated cavity for outstandingly uniform response throughout the range over which it is employed. (7) Sonophase® throat structure and integral diffraction horn to give virtually unequalled high frequency response range, with excellent coverage of the whole listening area. (8) Two level controls which permit exact adjustment of response characteristics to personal taste and individual acoustic environments.



#### A Variety of Prices and Performance

The Esquire 200—Now the value-packed Esquire is available in three different forms... the handsome Esquire 200, the economical unfinished Esquire 200 Utility and the new Esquire 200 Kit. Each is a full three-way system with a 12" woofer, 8" cone-type mid-range speaker and E-V Super Sonax very-high-frequency driver. Esquire 200—14" high x 25" wide x 13½" deep. Hand-rubbed Walnut, Mahogany or Lined Oak.... \$133.00. Esquire 200 Unfinished Fir Utility—14" high x 23½" wide x 12" deep.... \$107.50. Esquire 200 in easy-to-assemble Kit form—14" high x 23½" wide x 12" deep.... \$93.00.

The Regal 300—A premium-quality, three-way system utilizing the finest quality components to assure the best sound possible in a small-sized system. Deluxe 12" woofer, a Deluxe 8" cone-type midrange speaker, and a compression-type, diffraction horn-loaded very-high-frequency driver. 14" high x 25" wide x 13½" deep. Walnut, mahogany, or lined oak.... \$179.00. Unfinished fir.... \$149.00. In Easy-to-assemble Kit Form.... \$125.00.

Consumer Products Division

## *Electro-Voice*

Dept. 2P, Electro-Voice, Inc., Buchanan, Michigan

## Showcase

(Continued from page 28)

ences in appearance. Housed in a rugged steel case covered with a luxurious luggage-tan vinyl, the AA-100 employs unique refracted lighting to softly illuminate its entire plastic-faced control panel. Kit price is \$79.95; a fully wired model (the WAA-100) sells for \$139.95. . . . Ever hear of a complete stereo record booth that occupied only a few feet of counter space? **Sargent-Rayment** thinks it has one in its new "Binaphone"—a demonstration unit combining stereo amplifier, stereo headphones, and a manual turntable with a stereo cartridge.

Powerful enough to drive any speaker system, yet simple enough for the amateur kit-builder, **H. H. Scott's** LK-72 amplifier kit is a perfect match for its LT-10 tuner. Four 7951 output tubes deliver 36 watts per channel through oversized (12-lb.) output transformers. To make assembly even more of a breeze, the LK-72 is supplied with pre-cut and pre-stripped hook-up wire. Price, \$149.95.

. . . Amplifiers, phonographs, and tuners slide smoothly out of the way when mounted on easy-to-install "Fonoslides" offered by **Selby**. Permanently lubricated, the slides are precision-engineered for vibrationless performance even under loads as great as 60 pounds. Prices vary with track and channel lengths. . . . With an output of 36 watts per channel, **Sherwood's** S-5000 II stereo power amplifier provides up to five modes of operation (stereo, reverse stereo, mono 1, mono 2, and mono 1 and 2). New 12-db per octave scratch and rumble filters are effective on all channels, and the unit has provisions for the popular third-channel output. Price, \$199.50. . . . Greater compliance and cleaner high-frequency response are features of two **Shure** cartridges, the M7-N21D and M3-N21D. Essentially improved versions of the M7D and M3D models, they are intended for use in tone arms tracking at 2 grams or less—such as the M232 (12") and M236 (16") arms. (The older M7D and M3D cartridges are still manufactured for arms requiring heavier tracking pressures.) Unmounted, the cartridges

## BREAKTHROUGH in KIT DESIGN!

H. H. Scott takes totally new approach . . . makes kits easier-to-build, better-performing!



LK-72 72-Watt Stereo Complete Amplifier kit (left), \$149.95, LT-10 Wide-Band FM Tuner kit (2.2 $\mu$ v sensitivity), \$89.95.\*

**BREAKTHROUGH!** Here, for the first time, are kits with the performance, features and handsome good looks of H. H. Scott factory-assembled components . . . kits so expertly designed that you can achieve professional results in just a few hours.

Look at these innovations: ● All mechanical parts such as terminal strips and tube sockets are firmly pre-riveted to chassis. ● Every wire and cable is already cut to exact length and pre-stripped. ● Electronic parts are mounted on special cards in order used. ● Full color diagrams in easy-to-follow instruction book reduce errors. ● New Kit-Pak container acts as worktable.

See new H. H. Scott amplifier and tuner kits at your dealer. Why settle for less?

**H.H. SCOTT**

H. H. SCOTT Inc. 111 Powdermill Rd., Maynard, Mass.

Rush me complete technical specifications on H. H. Scott kits. Include your new "1961 Guide to Custom Stereo." 520-02

Name \_\_\_\_\_

Address \_\_\_\_\_

City \_\_\_\_\_ Zone \_\_\_\_\_ State \_\_\_\_\_

\* Prices slightly higher West of Rockies. Export: Telesco International Corp., 171 Madison Ave., N. Y. C.



# Very Hot News . . . from hallicrafters

Two great new kits... a complete, high-performance AM/CW station,  
from the world's most experienced designers of short wave equipment

HALLIKITS, we call them—a completely new concept of kit engineering that brings to your workshop, for the first time, these two outstanding advantages:

*First*, the unparalleled design experience of Hallicrafters' communications labora-

tories; and *second*, production-line proof of "Constructability" *before you buy*.

Have a wonderful time! Save a bundle of money! End up with a station the most experienced amateur would be proud to call his own.



## HT-40 TRANSMITTER, \$79.95

A perfect match for the handsome SX-140, both in quality and appearance. Hallicrafters' transmitter leadership is evident in every precision-engineered feature of this crystal-controlled 75-watt beauty—features as important to old-timers as they are to novices.

- **FEATURES:** You get excellent CW performance as well as AM. Full band switching, 80 through 6 meters. Enjoy easy tune-up and crisp, clean styling that has efficient operation as well as appearance in mind. Unit is fully metered, TVI filtered.
- **SPECIFICATIONS:** Maximum D.C. power input: 75 watts. Power output in excess of 35 watts CW, 30 watts peak AM phone. (Slightly less on 6 meters.) Frequency bands: 80, 40, 20, 15, 10 and 6 meters.
- **TUBES AND FUNCTIONS:** 6DQ5 power output; 6CX8 crystal oscillator and driver; 12AX7 speech amplifier; 6DE7 modulator; silicon high voltage rectifiers.
- **FRONT PANEL:** Function (AC off, tune, standby, AM, CW); Band Selector (80, 40, 20, 15, 10, 6); Drive control; Plate tuning, plate loading, Crystal-V.F.O.; Grid Current; Meter; AC indicator light; RF output.
- **REAR CHASSIS:** Microphone gain; antenna co-ax connector; remote control terminals; AC power cord.



## SX-140 RECEIVER, \$94.95

Doesn't it make sense to team up your skill with the experience of a company who has designed and built more high-performance receivers than any other in the world? Especially when the result is the *lowest-priced amateur band receiver available?*

- **FEATURES:** You get complete coverage of all amateur bands 80 through 6 meters, with extremely high sensitivity and sharp selectivity. Unit has RF stage; S-meter; antenna trimmer; and XTAL calibrator. Tuning ratio is 25 to 1.
- **CONTROLS:** Tuning; Antenna Trimmer; Cal. Reset; Function (AC off, standby, AM, CW-SSB); Band Selector; Cal. on/off; RF Gain; Auto. Noise Limiter on/off; Selectivity /BFO; Audio Gain; phone jack; S-meter Adj.
- **TUBES AND FUNCTIONS:** 6AZ8 tuned RF amplifier and crystal calibrator; 6U8 oscillator and mixer; 6BA6 1650 kc. IF amplifier and BFO; 6T8A 2nd detector, A.V.C., ANL and 1st audio; 6AW8A audio power amplifier and S-meter amplifier; (2) silicon high voltage rectifiers.

**P.S.** Both units are available fully wired, and tested. SX-140, \$109.95. HT-40, \$99.95.

halli-kits from **h** hallicrafters

Chicago 24, Illinois

... where the new ideas in communications are born!

Export Sales: International Div., Raytheon Co., Waltham, Mass. Canada: Gould Sales Co., Montreal, P.Q.

## Showcase

(Continued from page 30)

sell for \$36.75 and \$47.25, respectively; either of the cartridges is also available installed in the M232 or the M236 tone arms. And if that record changer of yours is at all suited to stereo, you'll be interested in another Shure product—the M8D stereo cartridge. Tracking at pressures from 5 to 8 grams and completely compatible, the M8D sells for \$16.50, complete with a 7-mil diamond stylus.

Stereo furniture in a choice of select walnut, teak, mahogany, or birch should be welcome news to any hi-fi enthusiast, particularly if the Mrs. is concerned about all those tubes and wires. When such furniture is available in easy-to-assemble kit form at substantial do-it-yourself savings, it is just that much more impressive. **Sieler** produces stereo cabinet kits in a variety of styles, with prices beginning at \$29.95. . . . Although opinions vary, most audiophiles admit that the cartridge, if not the heart of a hi-fi system, is one of its keystones. This being the case, **Smith Labs** has delved into its bag of research tricks and come up with the "photoSonic 120." A non-magnetic, non-capacitive, non-piezo-electric cartridge, the 120 depends on a fourth method of sound pickup—photo-electricity. Tracking at pressures from 0.5 to 0.9 gram, the 120 actually relies on the modulation of a light beam for its sound. Fully compatible, the unit sells for \$47.50. . . . A budget-priced, all-plastic manual tone arm complete with a crystal cartridge is just the thing for recreation room listening. Produced by **Sonotone**, the T1 Series arm is available in either brown or gray and with either high or low output cartridges. It sells for \$7.45.

W. H. Brady Co., 727 West Glendale Ave., Milwaukee 9, Wis.  
 Fisher Radio Corp., 21-21 44th Dr., Long Island City 1, N. Y.  
 Garrard Div., British Industries Corp., Port Washington, N. Y.  
 Heath Co., Benton Harbor, Mich.  
 Sargent-Raymont Co., 4926 East 12th St., Oakland 1, Calif.  
 H. H. Scott, Inc., 111 Powdermill Rd., Maynard, Mass.  
 Selby Furniture Hardware Co., 11 West 17th St., New York 11, N. Y.  
 Sherwood Electronic Laboratories, Inc., 4300 N. California Ave., Chicago 18, Ill.  
 Shure Bros. Inc., 222 Hartrey Ave., Evanston, Ill.  
 Sieler Design Products, 10460 San Pablo Ave., El Cerrito, Calif.  
 A. Bernard Smith Laboratories, 2969 Ludlow Rd., Cleveland 20, Ohio  
 Sonotone Corp., Elmsford, N. Y.

## NOW WITH\* OMNI-BALANCE

ANY REK-O-KUT TONEARM CAN BE ADJUSTED FOR PERFECT BALANCE IN ALL PLANES... WITH ALL CARTRIDGES!

Omni-balance\* a new development of Rek-O-Kut engineers adds to your Rek-O-Kut tonearm a precision lateral balance adjustment which will MINIMIZE GROOVE JUMPING / REDUCE ACOUSTIC FEEDBACK UP TO 4 DB / MECHANICALLY EQUALIZE REPRODUCTION OF THE TWO STEREO CHANNELS / GREATLY REDUCE GROOVE & STYLUS WEAR

Omni-balance\* added to your Rek-O-Kut arm converts it to the only fully balanced tonearm available today that will perform with any cartridge! Requires 5 minutes to attach. Simple tool supplied in kit. Omni-balance\* kit \$2.95 net

## REK-O-KUT MICROPOISE

## S220

STEREO TONEARM  
\*PAT. APPLIED FOR



Please send literature.

Name \_\_\_\_\_  
 Address \_\_\_\_\_  
 City \_\_\_\_\_ Zone \_\_\_\_\_ State \_\_\_\_\_

Rek-O-Kut Company, Inc.  
 38-15 108th St.  
 Corona 68, New York  
 Dept. PE-21

Export: Morhan Exporting Corp., 458 B'way, N.Y.C.  
 Canada: Atlas Radio, 50 Wingold Ave., Toronto 19.



# Learn RADIO, TELEVISION AND ELECTRONICS by Practicing at Home in Your Spare Time



At No Extra Cost you get specially developed Electronic Training Kits for practical experience. Shop and laboratory practice at home make learning easier, interesting, faster. You do not need a high school diploma or previous experience.

## Increasing Demand for Trained Men

This is the Electronics age. Men with Electronic know-how are in demand. They enjoy high pay and growing opportunities for advancement. Satellites, Radar, Automation in Industry, Missiles, Rockets, Planes, Stereo TV, Radio, Two Way Communications for transportation are a few of the fantastic developments in the fast growing Electronics industry. If you are not completely satisfied with your work; if you are doubtful about your future, investigate Electronics.



## High Pay, Prestige, Bright Future



What branch of Electronics interests you? Thousands of successful NRI graduates prove that NRI's learn-by-practice method is the way to success. You start in your chosen career way ahead of the man who only learns from books. You do not need to give up your job. You do not need to go away to school. You learn at home, get practical knowledge from training kits NRI provides.

## Train With the Leader

NRI is the world's oldest and largest home study Electronics school. You benefit from the experience NRI has gained from training men for 45 years. NRI offers you proven courses of home study in Electronics; Principles, Practices and Maintenance—Radio Television Communications—Radio Television Servicing.

## Start Soon, Earn More

Soon after enrolling NRI shows you how to apply your knowledge to earn extra money doing Electronic repairs or servicing Radio and Television sets for friends and neighbors. Take the first step toward success now. Find out what NRI offers you. Mail the postage-free card. No obligation. Cost of NRI training is low. Monthly payment plan available. NATIONAL RADIO INSTITUTE, Washington 16, D. C.



## NRI Has Trained Thousands for Success



"I get over twice the salary I made before enrolling. NRI training gave me a thorough understanding." H. ATKINSON, Austin, Tex.

"Now in charge of sound effects for CBC. NRI opened doors to greater opportunity for me." F. W. TUBOR, Toronto, Ontario.

"Averaged \$150 a month spare time before I graduated. Now have my own full time business." F. W. COX, Hollywood, Cal.

## NEW COURSE IN ELECTRONICS TURN PAGE

Cut Out and Mail—No Stamp Needed

# 64-PAGE CATALOG FREE

No Salesman will call. (Please PRINT) Dept. 1CD-4

Name \_\_\_\_\_ Age \_\_\_\_\_

Address \_\_\_\_\_

City \_\_\_\_\_ Zone \_\_\_\_\_ State \_\_\_\_\_

**National Radio Institute**  
OLDEST & LARGEST HOME STUDY RADIO-TV SCHOOL  
 WASHINGTON 16, D. C.

ACCREDITED MEMBER NATIONAL HOME STUDY COUNCIL





# JOB COUNSELORS ADVISE LEARN ELECTRONICS

## NEW Home Study Course in **ELECTRONICS** Principles-Practices-Maintenance **NOW READY**

This is the Electronic Age. Electronic equipment is already being used to count and control flow of liquids, solids, gases. Electronics is employed to search for oil, make surveys, control traffic, machine complex parts and in atomic installations. Military uses of Electronics are great and expanding rapidly. In business, Automation with Electronics plays an important part, prepares payrolls, calculates engineering formulas.

### Learn More to Earn More

Now, to meet the growing demand for trained Electronic Technicians NRI has developed a comprehensive, complete course in Electronics Principles, Practices, Maintenance. This training stresses fundamentals. It is a course specially prepared for beginners and for Technicians. You get both theory and practical experience in an interesting, exciting way.

### Ten Special Training Kits Give Practical Experience

You get practical experience with Thyatron Tube circuits, Multivibrators, build a D'Arsonval type Vacuum Tube Voltmeter (Kit 2); work and experiment with pentode tubes, selenium resistors, oscillators, transistors, magnetic amplifiers; and get practical experience in telemetry circuits as used in earth satellites, digital and analog computers (Kit 9).

### NRI Oldest, Largest School

Wishing for success won't bring success. You must act. Get FREE 64-page Catalog from America's oldest and largest home study Electronic-Radio-Television school. It gives facts, opportunities in Industrial and Military Electronics careers, also shows what you learn, tells about NRI's other courses in Radio Television Servicing and Radio Television Communications. Monthly payments plan. Mail Postage Free Card for 64-page Catalog. NATIONAL RADIO INSTITUTE, Washington 16, D.C.



## SPECIAL TRAINING KITS NO EXTRA COST

← **SEE OTHER SIDE** →

#### FIRST CLASS

Permit No. 20-R  
(Sec. 34.9, P. L. & R.)  
Washington, D.C.

### BUSINESS REPLY CARD

No Postage Stamp Necessary if Mailed in the United States

POSTAGE WILL BE PAID BY

# National Radio Institute

3939 Wisconsin Avenue

Washington 16, D.C.



POSTAGE FREE CARD  
**MAIL NOW**



# A DO-IT-YOURSELF GOLDMINE!

40 ALL-NEW PROJECTS! 20 DATA CHARTS & TABLES!

## ALL IN THE 1961 **ELECTRONIC EXPERIMENTER'S HANDBOOK**

If you're an electronics hobbyist, you'll welcome the 1961 **ELECTRONIC EXPERIMENTER'S HANDBOOK**. It's packed with over 40 all-new projects you can build yourself, plus more than 20 information-packed charts and tables on circuits, resistors, transformers, capacitors, ham and citizens band radio, sound levels, and much more!



**THESE ARE JUST A FEW OF THE EXCITING PROJECTS YOU CAN BUILD FROM THE COMPLETE DIAGRAMS AND EASY-TO-FOLLOW DRAWINGS:**

### **PROJECTS FOR YOUR HI-FI & AUDIO SYSTEMS**

Speaker Cabinet Designs  
Unusual Amplifier  
Power Megaphone  
Intercom  
One-Tube FM Tuner  
Speaker Crossover

### **PROJECTS FOR THE HAM AND SWL**

Acoustic Phone Patch  
One Transistor Ham Transmitter  
Beam Antenna  
Mobile Short Wave Converter  
Practice Oscillator

### **PROJECTS FOR YOUR SHOP**

Direct Reading Frequency Meter  
Grid-Dip Meter  
Dual-Meter Transistor Tester  
Citizens Radio Tune-up Probe  
Field Strength Meter  
R.F. Power Meter

### **PROJECTS FOR FUN**

Electronic Music Box  
Transistorized Driver Alarm  
Auto Safety Flasher  
Transistorized Pocket Fence Controller  
Transistorized Pocket Radio

**1961 ELECTRONIC  
EXPERIMENTER'S  
HANDBOOK**



The new 1961 **ELECTRONIC EXPERIMENTER'S HANDBOOK** is

now on sale at your favorite newsstand or electronic parts store.

Pick up your copy today—or order

now by handy coupon. **Only \$1.00.**

Ziff-Davis Publishing Company  
1 Park Avenue  
New York 16, N. Y.

Please send me a copy of the 1961 **ELECTRONIC EXPERIMENTER'S HANDBOOK**. I enclose \$1.00 plus 10¢ to cover mailing and handling charges. (Canada and Foreign \$1.25 plus 10¢ postage.)

NAME \_\_\_\_\_

ADDRESS \_\_\_\_\_

CITY \_\_\_\_\_ ZONE \_\_\_\_\_ STATE \_\_\_\_\_

EF2100 \_\_\_\_\_ 2017



## CITIZEN BAND CLASS "D" CRYSTALS

3rd Overtone: Hermetically Sealed  
0.05% tolerance—Meets F. C. C. require-  
ments. 1/2" pin spacing—.050 pin diam-  
eters. (.093 pins avail-  
able, add 15c.)  
**ALL 22 FREQUENCIES \$2.95 EACH**  
IN STOCK!

The following Class "D" Citizen Band frequencies in stock (frequencies listed in megacycles): 26.965, 26.975, 26.985, 27.005, 27.015, 27.025, 27.035, 27.055, 27.065, 27.075, 27.085, 27.105, 27.115, 27.125, 27.135, 27.155, 27.165, 27.175, 27.185, 27.205, 27.215, 27.225.

Matched crystal sets for Globe, Gonset, Citi-Fone and Hallicrafters Units . . . \$5.90 per set. Specialty equipment make.

### RADIO CONTROL CRYSTALS in HC6/U HOLDERS—SIX FREQUENCIES

In stock for immediate delivery (frequencies listed in mega-  
cycles); tolerance .005%, 1/2" pin spacing, .050 pin diameter.  
(.093 pins available, add 15c per crystal.) Specify frequency.

26.995, 27.045, 27.095, 27.145, \$2.95 EACH  
27.195, 27.255 . . . . . 27.255 EACH  
(add 5c per crystal for postage and handling)

### ASK YOUR PARTS DEALER FOR TEXAS CRYSTALS

See big red display . . . if he doesn't stock them, send us his name and order direct from factory.

Send for FREE CRYSTAL CATALOG #860 WITH OSCILLATOR CIRCUITS

Now! Engineering samples and small quantities for prototypes now made either at Chicago or at Ft. Myers plant. 24 hour service!

CHICAGO PHONE Gladstone 3-3555

All orders Shipped 1st Class Mail. Rush order to:

## TEXAS CRYSTALS

Dept. P-21, 1000 Crystal Drive, Fort Myers, Fla.  
For fastest possible service, Phone WE 6-2100

## PURCHASING A HI-FI SYSTEM?

TIME PAYMENTS AVAILABLE  
Up to 2 Years to Pay!

Send Us  
Your List of  
Components  
For A Package  
Quotation

WE WON'T BE  
UNDERSOLD

All merchandise is brand new,  
factory fresh and guaranteed.

Free Hi-Fi Catalog

**AIREX  
RADIO  
CORPORATION**

85-PE Cortlandt St., N. Y. 7 CO 7-2137

Jim Lansing\*  
Altec Lansing  
Electrovoice  
Jensen • Hartley  
University • Viking  
Acoustic Research  
Janszen • Superscope  
Wharfedale  
USL Citizen Band  
Gonset • Hallicrafter  
Texas Crystals  
Concertone  
Bell • G. E.  
Weathers  
Harman-Kardon  
Eico • Pilot • Fisher  
Acrosound • Roberts  
Bogen • Leak • TEC  
Dynakit • H. H. Scott  
Thorens\* • Sherwood\*  
Dual Changer  
Ampex • DeWald  
Sony • Challenger  
Wollensak • Pentron  
Garrard • Quad\*  
Miracord • Pickering  
Glaser-Steers  
Components  
Rek-O-Kut • Tandberg\*  
Audio Tape  
Norelco • Magnecord\*  
Fairchild • Gray  
Artizan Cabinets  
Rockford Cabinets

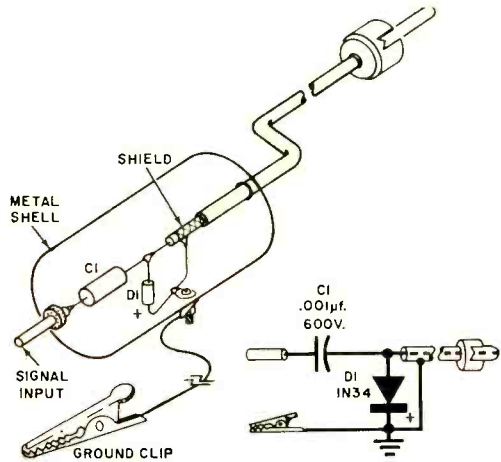
\*Fair Traded

## Tips and Techniques



### INEXPENSIVE SIGNAL TRACER

The simple r.f.-a.f. probe shown in the diagrams will plug into any utility amplifier or even a hi-fi system. It can be built in any small metal container; insulate the signal input pin from the metal shell but ground the positive diode terminal and the output cable's shield to the shell. The shielded cable can be up to six feet



long or more; the ground lead connected to the alligator clip should be about a foot long. To use the probe, fasten the clip to the set being tested, connect the output cable to the input of any amplifier, and touch the signal input pin to the grid and plate of each stage until the inoperative stage is found. The quality of the signal may also be judged from the sound reproduced as the probe is moved from stage to stage.

—Steven C. Hall

### VTVM TEST LEAD ADAPTER

If you want to use standard test leads with a VTVM or signal generator equipped with a microphone-type chassis connector, try this adapter. Solder about 1/2" of bare hookup wire to the terminal of an insulated pin jack. Then push the

Always say you saw it in—POPULAR ELECTRONICS



only for those who really need them...

# CADRE



Only a short time ago, the FCC opened 22 channels for Citizens Band operation. Licensing was radically simplified. Where formerly two-way radio licenses were granted only to public safety agencies and certain other special groups, **SUDDENLY, EVERYBODY COULD HAVE 2-WAY RADIO!**

... providing, of course, he could afford the bulk and cost of the equipment that was then available.

Yet in spite of the bulk and the cost, nearly two million Citizens Band transceivers have been purchased to date! A tremendous demand has developed!

*You can imagine what will happen now that compact, professional-quality instruments like the CADRE '500' and the CADRE '100' are available!*


These CADRE units are built to the highest standards of the electronics industry, by a company that has been long established as a prime manufacturer of precision electronic research equipment and computer assemblies. CADRE transceivers are 100% transistorized—compact, lightweight... engineered for unparalleled performance and reliability.

The CADRE 5-Watt Transceiver, at \$199.95, for example, for offices, homes, cars, trucks, boats, aircraft, etc., measures a mere 11 x 5 x 3", weighs less than 6 pounds! Nevertheless, it offers 5 crystal-controlled transmit/receive channels (may be used on all 22), and a range of 10 miles on land, 20 over water!

The CADRE 100-MW Transceiver, \$124.95, fits into a shirt pocket! Weighs 20 ounces, yet receives and transmits on any of the 22 channels... efficiently, clearly... without annoying noise. A perfect "pocket telephone"!

For the time being, it is unlikely that there will be enough CADRE transceivers to meet *all* the demand. Obviously, our dealers cannot restrict their sale to the fields of medicine, agriculture, transportation, municipal services, etc. However, since these CADRE units were engineered for professional and serious commercial applications—and cost more than ordinary CB transceivers—we believe that as "water finds its own level," CADRE transceivers will, for the most part, find their way into the hands of those who really need them.

*Write for complete information and detailed specifications.*



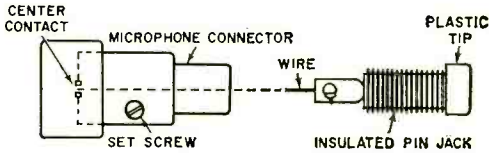
**CADRE INDUSTRIES CORP., Endicott, N.Y.**

*Prices appearing in this advertisement are suggested retail prices.*

# Tips

(Continued from page 36)

wire through the center terminal hole of a microphone plug connector as shown, and solder it in place. If the pin jack lug is of the long, thin variety, the lug itself can be pushed through the micro-




phone connector terminal hole. In any case, clip off the excess lead protruding through the hole and tighten the connector's setscrew on the pin jack's plastic body.

—Robert L. Noland

## SAFETY POWER SWITCH

If you use a power tool, connecting a footswitch to it will give you an added safety factor. You can make a foot-

switch with any normally-open s.p.s.t. push-button switch designed to carry the power tool's load. Mount the switch on a 5" x 8" x 1" piece of wood, as shown, under a lock hasp which is used as the footswitch's treadle. A double or triple power receptacle mounted next to the



switch will serve as the power outlet. Connect the switch in series with the receptacle and a heavy-duty power cord and plug. To operate the footswitch, plug the power tool into the receptacle and step down on the treadle. The power

(Continued on page 107)

Study Programs in...

# APPLIED SCIENCE AND ENGINEERING

Associate in Applied Science degrees — 2 years

- Electronics Communications Technology
- Electrical Power Technology
- Computer Technology
- Air Conditioning Technology
- Industrial Technology
- Metallurgical Technology

Bachelor of Science degrees — 4 years

- Electrical Engineering
  - Communications option
  - Electrical power option
- Mechanical Engineering

At MSOE, new classes begin quarterly. Pre-technology program, scholarships, financial aid, and placement service available.



New! FREE "Your Career" booklet. Send coupon today.

**MILWAUKEE SCHOOL OF ENGINEERING**  
1025 N. MILWAUKEE STREET • MILWAUKEE 1, WIS.



MILWAUKEE SCHOOL OF ENGINEERING  
Dept. PE-261, 1025 N. Milwaukee St., Milwaukee 1, Wis.

Name..... Age.....

Address.....

City..... State.....


Course Interest.....

(Please Print)



In March **POPULAR ELECTRONICS**:  
AN EXCLUSIVE REPORT:  
**CAN RADAR  
WAVES  
HARM YOU!**

Four years ago, a technician in Glendale, California was stricken with appendicitis while working 10 feet away from a radar antenna. He was rushed to a hospital where he later died. The doctor in charge diagnosed his case as **DEATH BY EXPOSURE TO RADAR!**



Since then, evidence has linked sterility, cataracts, and other misfortunes to radar exposure. At last, here are the facts! In the pages of March **POPULAR ELECTRONICS** you'll read the full story of microwave radiation... its hazards... protective devices just developed... new data from military sources... and much more! Don't miss it.



*And you'll also enjoy these exciting, informative March **POPULAR ELECTRONICS** features:*

● **FLIP-FLOP GOES TO THE HEART OF THE COMPUTER**

A series of tiny transistors used in one-shot multivibrator circuits form the nerve centers of today's giant digital computers! Here's virtually an entire course on how these **FLIP-FLOP CIRCUITS** work—including complete construction plans for building your own circuits.

● **BUILD A CITIZENS BAND "Q" MULTIPLIER**

Increase the selectivity of low cost citizens band receivers! Here are complete plans for building your own "Q" multiplier that will help pick out your base or mobile station on the crowded CB Channels.

● **THERE'S A KNACK TO BUYING A HI-FI AMPLIFIER!**


To get the best amplifier for your money, you must understand **PERFORMANCE CURVES** that give you the complete pictures. March **POPULAR ELECTRONICS** tells you how to read, understand, and use these curves.

**SUBSCRIPTION RATES:** One Year \$4 • Two Years \$7 • Three Years \$10

**POPULAR ELECTRONICS, 434 S. Wabash Avenue, Chicago 5, Illinois**

## BEST BUYS IN STEREO AND MONO HI-FI

New Stereo/  
Mono  
4-Track  
Tape  
Deck  
RP100  
Semikit (electronics in kit  
form) \$289.95 Wired \$395.00



New FM-AM Stereo Tuner ST96  
Kit \$89.95 Wired \$129.95  
Incl. FET

New 70-Watt Integrated  
Stereo Amplifier ST70  
Kit \$94.95 Wired \$144.95



New 40-Watt Integrated  
Stereo Amplifier ST40  
Kit \$79.95 Wired \$124.95



28W Integrated  
Stereo Amplifier HF81  
Kit \$69.95 Wired \$109.95


FM Tuner HFT90  
Kit \$39.95 Wired \$65.95  
Incl. FET Metal Cover \$3.95



Stereo Preamplifier HF85  
Kit \$39.95 Wired \$64.95

AM Tuner HFT94 Incl. FET  
Kit \$39.95 Wired \$65.95

Stereo  
Power  
Amplifiers



	Kit	Wired
100W HF89:	\$99.50	\$139.50
70W HF87:	\$74.95	\$114.95
28W HF86:	\$43.95	\$74.95



Stereo/Mono Changer/Player  
1007 with stereo cartridge  
and dual sapphire styli \$49.75



Bookshelf Speaker System  
HFS1 Kit \$39.95 Wired \$47.95

## BEST BUYS IN CITIZENS TRANSCEIVERS, HAM GEAR, RADIOS

Citizens Band Transceivers  
from  
Kit  
\$59.95  
Wired  
\$89.95



New 60W CW Transmitter #723  
Kit \$49.95 Wired \$79.95



Transistor Portable Radio RA6  
Kit \$29.95 Wired \$49.95  
Incl. FET

## BEST BUYS IN TEST EQUIPMENT

New Metered  
Variable AC  
Bench Supplies  
Model 1073  
(3 amps)



Kit \$35.95 Wired \$47.95  
Model 1078 (7½ amps)  
Kit \$42.95 Wired \$54.95

Peak-To-Peak  
VTVM #232  
& Uni-Probe®  
Pat. #2,790,051  
Kit \$29.95  
Wired \$49.95



VTVM #221  
Kit \$25.95 Wired \$39.95

DC-5 MC  
5" Scope #460  
Kit \$79.95  
Wired \$129.50



5" Push-Pull Scope #425  
Kit \$44.95 Wired \$79.95

Tube  
Tester  
#625  
Kit \$34.95 Wired \$49.95



RF Signal  
Generator  
#324  
Kit \$26.95  
Wired \$39.95



1000  
Ohms/  
Volt  
V-O-M #536  
Kit \$12.90  
Wired \$14.90



6- & 12V  
Battery  
Eliminator  
& Charger  
#1050  
Kit \$29.95  
Wired \$38.95



Extra-filtered for  
transistor equip. #1060  
Kit \$38.95 Wired \$47.95

R-C Bridge  
& R-C-L  
Comparator  
#950B  
Kit \$19.95 Wired \$29.95



Multi-  
Signal  
Tracer  
#145A  
Kit \$19.95  
Wired \$28.95



# EICO

# EXCELLENCE IN CREATIVE ELECTRONICS

Over 2 MILLION  
EICO instruments in  
use throughout the  
world. Compare, take  
them home — right  
"off the shelf" —  
from 1500  
neighborhood  
dealers, most of  
whom offer  
budget terms.



EICO, 3300 N. Blvd., L.I.C. 1, N.Y. PE-2  
 Send free Catalog describing over  
 80 top-quality products, free Stereo  
 Hi-Fi Guide, free Short Course for  
 Novice License, name of nearest  
 EICO dealer.  Send new 36-page  
 GUIDEBOOK TO HI-FI for which I  
 enclose 25¢ for postage & handling.

Name \_\_\_\_\_  
 Address \_\_\_\_\_  
 City \_\_\_\_\_ Zone \_\_\_\_\_ State \_\_\_\_\_  
 Add 5% in the West





Philco Corp. photos

# INFRARED

**Yesterday's discovery . . .**

**. . . tomorrow's promise**

**D**URING the Quemoy crisis two years ago, a new weapon made the headlines. Known as the "Sidewinder," the instrument was the first guided missile to destroy enemy aircraft in actual combat. The Chinese Nationalists exploded scores of Red MIG-17 jets in mid-air with the aid of this lethal device.

Interestingly enough, the Sidewinder missile is named after the desert rattlesnake—both strike by homing in on the *infrared radiations* which their targets emit. The hot exhaust of an enemy jet becomes the target for this heat-seeking missile, which zooms into the tailpipe and destroys the aircraft in a fiery explosion.

**What Is Infrared?** Actually an electromagnetic radiation much like radio or light waves, infrared is produced to some extent by every object above absolute zero ( $-237^{\circ}\text{C}$ ). And the hotter an object becomes, the more infrared is emitted—the sun, for example, is an excellent infrared radiator.

The discovery of infrared took place over 160 years ago. In the year 1800, William Herschel placed a number of thermometers along the full length of a rainbow-like spec-

By **CHARLES CARINGELLA**, W6NJV



Image tube (far left) converts invisible infrared into visible light; the World War II "snooperscope," which enabled troops to see in the dark, employed such a detector. Modern single-crystal infrared detector (left) is a byproduct of transistor development; unit produces output voltage in proportion to amount of infrared radiation falling upon it. Both devices are products of Radio Corporation of America.

trum of the sun's light which had been dispersed by a glass prism. As he expected, the thermometers were heated by this visible light—from the violet at one end of the spectrum to the red at the other. But there was one thing Herschel didn't expect. The thermometers were also heated at the end of the spectrum beyond the visible red region, indicating that some form of energy was also present there! Since this radiation was below the visible red region, he dubbed it "infra-red."

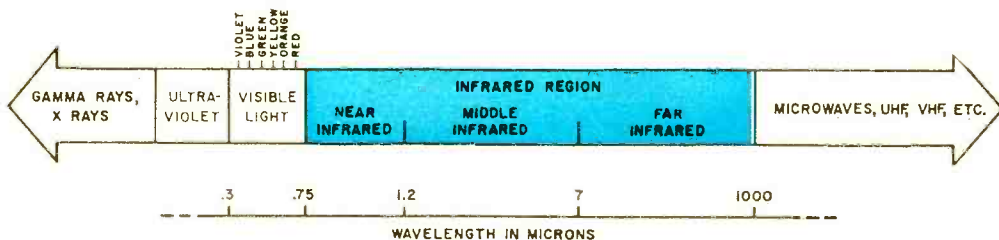
For over a century, Hershel's discovery remained nothing more than a scientific curiosity. Then, in the 1920's and 1930's, several laboratory instruments were developed which used infrared to identify unknown materials and analyze chemical compounds. And World War II brought the amazing "snooperscope" which enabled our troops to literally see in the dark.

**Types of Systems.** Infrared systems are classified into two groups. In the "active" system, the target is illuminated by an infrared spotlight; the snooperscope is an example of a device which

uses this system. The second or "passive" system detects the infrared energy emitted by the target itself, as does the Sidewinder missile. As might be expected, the passive system requires a very sensitive detector, since the amount of infrared which objects emit is often extremely small.

The basic instrument used for measuring infrared radiation is the radiometer. Acting somewhat like the more common photocell, the radiometer collects radiation from a narrow field and converts it into electrical energy which can then be read on a meter or recorded on a chart. Radiometers are used to monitor temperatures remotely with a very high degree of accuracy.

**Applications.** Infrared has been applied to a wide variety of guided missiles, with air-to-air types—such as the Sidewinder—the most successful. Another military application is in aircraft gunfire control. Fire-control systems using visual sights are naturally limited to daytime operation, but infrared equipment extends the operation of such systems into total darkness.



Infrared band, sandwiched between visible light and microwave regions, comprises wavelengths from 0.75 to approximately 1000 microns.



Still other military applications include airborne early-warning systems, ballistic-missile detection systems, "passive" viewing systems for watching troop movements at night, and infrared communications systems. The "Midas" satellites, for example, will have infrared "eyes" to detect the white-hot exhaust of missiles as they are launched from enemy territory.

Many *commercial* applications of infrared stem from one fact: as infrared light is passed through a chemical compound, certain wavelengths are absorbed and do not pass through. These wavelengths or groups of wavelengths are known as absorption bands. And because the molecules of every substance have a different infrared absorption band, these bands provide a means of identifying molecules in much the same way that a set of fingerprints can identify a particular human being.

The infrared spectrophotometer, for example, is an instrument which analyzes compounds and gases. It automatically measures the changes in wavelength of the infrared light passing through a sample and records the resultant absorption bands on a chart.

Infrared finds dozens of uses in industry. Among them: analyzing fertilizers, insecticides, and soils in agriculture; complex propellant mixtures and exhaust gases in aircraft and missiles; molecular structure of enzymes and amino acids in

biochemistry; essential oils and mixtures in cosmetics; compounds in pharmaceuticals.


Fire *detection* is also becoming an important application for infrared. Airlines are now using infrared fire-detection devices aboard their planes, and railroads call on infrared to detect "hot" boxes from fixed positions—even though the trains are moving by at high speeds! Some day, a greater degree of protection from forest fires may be provided through the use of small, battery-operated infrared devices.

**Place in the Spectrum.** All of the advanced military systems now in use, as well as many of the commercial applications, were made possible by new developments in detectors and optics since World War II. Before taking a closer look at infrared detectors, let's see just how infrared fits into the whole of the electromagnetic spectrum.

The infrared frequency band, which is located between visible light and radar, ranges from approximately 1 million to 500 million megacycles; the corresponding wavelengths are 1000 to 0.75 microns. (The micron—actually one millionth of a meter—is the unit commonly used for measuring wavelengths in infrared work).

In some of its characteristics, infrared resembles visible light—for example, lenses and parabolic mirrors are used to collect and focus infrared energy on a

Wireless telephone—the "Infraphone"—sends conversations hundreds of feet over invisible infrared beam. Produced by Infrared Industries, it is fully transistorized and operates on flashlight batteries. It's available from most major radio supply houses.



detector. However, it also behaves somewhat like radio or radar waves: it will go right through materials such as germanium and silicon, both of which are impervious to visible light!

**Infrared Detectors.** One type of infrared detector, the *image tube*, operates only in the near-infrared region. The object to be viewed is irradiated with an infrared spotlight, a device much like an ordinary spotlight, except that it makes use of a filter which lets only the infrared pass. The infrared is reflected from the object and strikes a sensitive film in the image tube.

Since this film is photoemissive, it

each works differently and therefore has special characteristics all its own.

The *thermal radiation* detectors make use of the heating effects of infrared. There are two types: one is the thermoelectric detector which operates on the thermocouple principle. It consists of two dissimilar metals which generate voltage at the junction as the temperature of the junction changes. Naturally, the junction temperature is proportional to the amount of radiation hitting it.

The second type of thermal detector is the bolometer. It consists of a thin metal or semiconductor strip. As the temperature of the strip changes, so does



**Traffic detector**—the "Traffitrol"—uses infrared beam to detect and count vehicles traveling at speeds up to 80 miles per hour. Highly accurate and virtually foolproof, the device is among the first to apply infrared principles to traffic problems. The "Traffitrol" is manufactured by the Heiland Division of Minneapolis-Honeywell.

emits electrons when excited by the infrared light. The electrons are emitted from the back side of the film into the vacuum within the image tube and electrostatically focused on a phosphor viewing screen. Thus, the image tube effectively converts the invisible infrared to visible light and enables the viewer to "see" in total darkness.

Infrared detectors, other than the photoemissive type, fall into one of three groups—thermal radiation detectors, film-type infrared photoconductors, and single-crystal infrared detectors. Since they are detectors, all convert infrared radiations into electrical signals. But

the resistance. And if voltage is applied across the bolometric strip, the current flowing through it will vary as its resistance changes.

*Photoconductive* detectors are comprised of a thin film (about 1 micron thick) deposited on a thin sheet of insulating material such as glass. For their operation, they rely on the photoconductive effects of certain semiconductor compounds. The radiation changes the conductivity of the material in much the same manner that base bias controls current flow in a transistor.

This effect can be demonstrated by connecting a bias battery and a sensitive



current meter in series with the detector. As radiation falls upon the detector, current will flow. And by replacing the meter with a load resistor, a signal will be developed across it in proportion to the amount of radiation.

*Single-crystal* infrared detectors were made possible largely by the invention and development of the transistor. In this type of detector, a semiconductor crystal is used, generally comprised of

**Tomorrow's Promise.** As knowledge of infrared and its amazing properties increases, so, too, will its uses. A new traffic-control detector, for example, can detect and count cars traveling at speeds up to 80 miles an hour. Another recent development—a solid casting of germanium, 15 inches in diameter—expands the viewing range of infrared missile detection systems enormously (scientists have termed it comparable to “replacing



Infrared “picture window” produced by scientists at Hughes Aircraft is solid germanium casting 15” in diameter and 1/2” thick. Optically ground and polished, it is opaque to ordinary light but refracts infrared rays much as a glass lens collects and focuses rays from visible part of spectrum. Used in missile detection systems, the casting is made from 9½ pounds of germanium, and is valued at approximately six thousand dollars.


either germanium or silicon. The material is processed in such a way as to make it photovoltaic, which means that it generates a small d.c. voltage proportional to the amount of radiation falling on it.

In all of these detectors, the signal voltages produced are very small. As a result, special low-noise amplifiers are required to bring the signal up to more usable levels.

a porthole with a picture window!”) Even infrared detectors have reached all but unbelievable levels of sensitivity. One recent model, already on the market, is so sensitive that it can detect a cigarette burning 500 miles away!

Fantastic? To be sure, but this is the fantastic, invisible world of infrared. What still more wonderful developments in this invisible world will tomorrow bring? -30-

# BUILD AN INFRARED BURGLAR ALARM



By CHARLES CARINGELLA, W6NJV

**I**F YOU'VE EVER SEEN a photoelectric eye in operation, you've probably noticed its telltale light beam. But the alarm system described here has no visible beam and can thus function undetected—even in total darkness. Its secret: it relies on invisible infrared radiation instead of light.

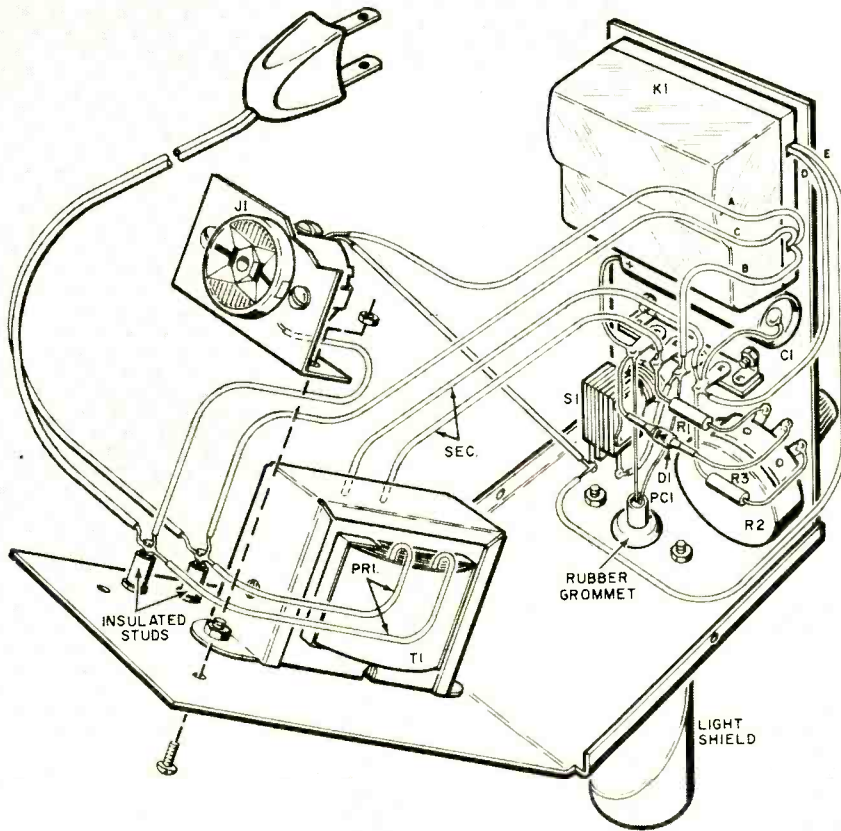
Although at first glance the infrared alarm system would appear to be quite expensive, you'll find that it can be built for less than \$25.00. If you already have some of the parts in your junk box, the cost will be reduced accordingly. In any case, the infrared detector and infrared spotlight are easy to build and their circuitry is quite simple and non-critical.

**Construction.** The infrared detector is housed in a 5" x 4" x 3" aluminum box.

Parts placement is not critical but the pictorial diagram can be used as a guide. The photocell (*PCI*) is pushed through a rubber grommet which is mounted on the box's 3" x 4" cover panel and soldered directly into the circuit. Use a heat sink when soldering *PCI* and mount a piece of cardboard tubing around it to keep out extraneous light (see photo); the cardboard should be painted black to minimize reflections. Mount sensitivity-control *R2* and reset-switch *S1* on top of the unit or wherever convenient.

The infrared spotlight is housed in a 6" x 6" x 6" aluminum cabinet (see page 49). Cement the infrared filter across a 5"-diameter opening cut at one end of the box; the filter specified in the parts list is 5<sup>3</sup>/<sub>8</sub>" in diameter and 1/8" thick.





Infrared detector wiring is simple and straightforward, although photocell PC1 requires special consideration. See text for details.

The lamp can be any 117-volt light bulb —its actual wattage will depend on the distance between the infrared spotlight and the detector.


Use a 5"-diameter parabolic reflector to concentrate the lamp's output in a single beam. The aluminum reflector from a work lamp or spotlight will do nicely. Mount the lamp and reflector directly behind the filter with the lamp's filament at the focus of the parabola.

The focal point of the parabola may be determined by pointing the reflector toward a light source and focusing the light bounced off the reflector onto a piece of translucent white paper. Use a long, narrow piece of paper so as not to obstruct the reflector's pick-up field with your hand. At the focal point, the re-

flected light should form an intense bright spot.

**Operation.** You can use the infrared alarm system to guard a single door or window or to cover a large area. To protect a room or store against burglary, mirrors can be used to reflect the infrared beam across all doors and windows. If the beam is broken anywhere in its circuit around the room, the alarm will sound; this "round-the-room" setup is shown on page 49.

If the system is used to keep tabs on people entering and leaving a store, for example, place the infrared spotlight and detector in the store in such a way that the beam passes across the entranceway. Either the door opening or someone entering the store will break the beam be-



Entire detector is mounted in front half of box. Card-board tube serves as light shield for photocell PC1.

## PARTS LIST

### Infrared Detector

- C1—10- $\mu$ f., 150-volt electrolytic capacitor
- DI—Silicon diode (Sarkes-Tarzian 2F-4 or equivalent)
- J1—A.c. power receptacle (Amphenol 61-F1 or equivalent)
- K1—Relay, s.p.d.t. contacts, 5500-ohm coil (Advance SV/1C/5500D or equivalent)
- PC1—Cadmium selenide photocell (Clairex CL-3 or CL-603)
- R1, R3—2200-ohm, 1-watt resistor
- R2—5000-ohm, 2-watt, linear taper potentiometer (Ohmite CU5021)
- S1—S.p.s.t. toggle switch
- T1—117-volt isolation transformer, one-to-one ratio (Lafayette TR-91 or equivalent)
- 1—5" x 4" x 3" aluminum box (Bud CU-2105A or equivalent)
- Misc.—Hardware, terminal strip, etc.

### Infrared Spotlight

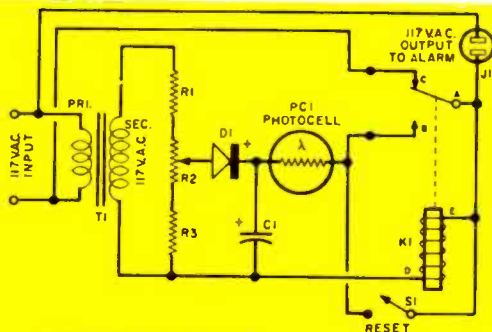
- 1—6" x 6" x 6" aluminum utility cabinet (Bud AU-1039 or equivalent)
- 1—5" parabolic reflector (see text)
- 1— $3\frac{1}{4}$ "-diameter x  $\frac{1}{8}$ "-thick infrared filter (Edmund Scientific Co., Barrington, N. J., Catalog No. 60.033, \$2 postpaid—or equivalent)
- 1—117-volt lamp (see text)
- Misc.—Socket, hardware, etc.

tween the spotlight and detector's photocell and set off chimes or a buzzer.

Once the spotlight, receiver, and mirrors are installed, both the reset-switch (S1) and the sensitivity control (R2) should be set and adjusted for operation as either a burglar alarm or a store "announcer."

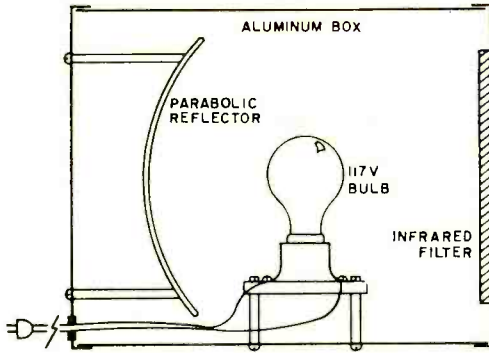
First, open switch S1 and temporarily cover photocell PC1. Then power the detector and plug a test alarm—a lamp or buzzer draining less than 100 watts—into 117-volt receptacle J1. The test alarm should be on.

Now, uncover PC1 and turn on the infrared beam, close reset-switch S1, and advance R2 until the test alarm goes off. If the test alarm does not go off anywhere in R2's range, be sure that the in-



Schematic diagram of the infrared detector.





Infrared spotlight's box should have lightproof air vents. Use high-wattage lamp for long beam lengths.

Round-the-room setup protects doors and windows. Metal or front-surface mirrors give best results.

### HOW IT WORKS

The infrared alarm system consists of two units: the infrared spotlight and the detector. The spotlight contains a lamp, a reflector, and an infrared filter. The lamp is an ordinary 117-volt light bulb. All of the light from the bulb is focused into a single beam by the reflector. The infrared filter removes most of the visible light and allows only the infrared radiation to pass through relatively unimpeded.

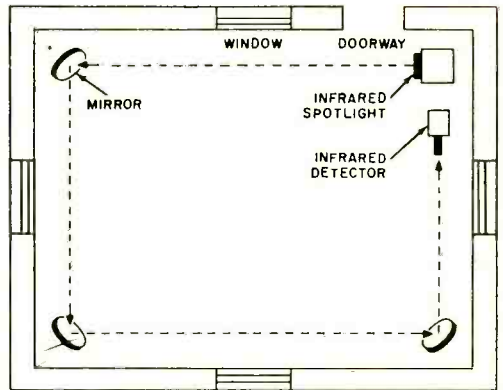
The heart of the detector is the cadmium selenide photocell (*PC1*) which is sensitive to visible light and to near-infrared radiation. The photocell has a very high ratio of dark resistance to light resistance; it measures well over one megohm with no light falling on it, and only a few thousand ohms in daylight. The photocell behaves very much like a switch, which is its function in the detector.

Transformer *T1* is a one-to-one isolation transformer operating from the 117-volt a.c. line. Resistors *R1* and *R3* and sensitivity control *R2* form a voltage divider to reduce the a.c. voltage on *T1*'s secondary to the operating range of *PC1* and relay *K1*; potentiometer *R2* allows this voltage to be varied from approximately 20 to 80 volts. Diode *D1* rectifies the a.c. and capacitor *C1* filters *D1*'s output.

Photocell *PC1* is connected in series with reset-switch *S1* and the coil of relay *K1*. When no light falls on *PC1*, its resistance remains very high and no current flows through *K1*'s coil, keeping the relay de-energized. When *PC1* is illuminated, its resistance drops, allowing energizing current to flow. With *S1* closed and *R2* properly adjusted, relay *K1* locks up on its own contacts (*a* and *b*) and remains locked until the light or infrared source is removed.

When the infrared beam is broken, *K1* is de-energized and the contacts (*a* and *c*) of *K1* close and apply 117 volts a.c. to alarm output receptacle *J1*. When the infrared beam is restored, *K1* is energized again and the alarm goes off.

With reset-switch *S1* open, relay *K1* remains in its de-energized condition even if the infrared beam is restored. In this case, the alarm can not be silenced until *S1* is closed.



frared beam is focused on photocell *PC1*; you may have to put a larger lamp in the spotlight for long beam lengths or when mirrors are used.

When the test alarm is turned off by *R2*, open *S2*. The unit is now armed and ready to operate as a burglar alarm. Break the infrared beam and the test alarm will be turned on; the alarm will stay on even though the beam is restored.

To operate the system as a store annunciator, go through the adjustment procedure described for the burglar alarm but open reset-switch *S1* after sensitivity control *R2* has been adjusted to turn off the alarm. With this setting of *S1*, the alarm is on only while the beam is broken. When the beam is restored, the alarm is silenced.

If you use the system as a burglar alarm, a large gong or other electric noisemaker will be appropriate as the alarm signal. For a store annunciator, as mentioned before, chimes or a buzzer will be better. In either case, be sure that the alarm or annunciator plugged into *J1* drains no more than 100 watts in order to protect the contacts of relay *K1*. -30-

Introducing the **LASER**

# **BRIGHTEST LIGHT in ELECTRONICS' FUTURE**

By **KEN GILMORE**



*One day last September, two Bell Telephone scientists, R. J. Collins and W. S. Boyle, stood on a hill at the company's laboratory in Holmdel, New Jersey. Beside them, mounted on a tripod, was a brass cylinder a little bigger than a flashlight. At a precise moment, one of them touched a button on some nearby electronic equipment. Instantly, a brilliant red flash shot from one end of the cylinder. Two other Bell scientists, D. F. Nelson and W. L. Bond, standing on a rooftop 25 miles away, were able to see the flash with their naked eyes.*

*This accomplishment—transmission and detection of a light flash over a 25-mile distance—seems unremarkable enough. Yet Dr. George Dacey, Bell's Director of Solid State Electronics Research, thought otherwise. Hearing of the experiment's success, he made a simple but solemn pronouncement: "A new era of communications has begun!"*





Bell Telephone Laboratories photos

**A** NEW KIND OF LIGHT never before seen on earth is the product of the *laser*—a device which taps the power of the electron's spin to generate a light beam of unparalleled intensity and purity. What does the laser offer science? Just this:

- true amplification of light for the first time in history
- the first truly coherent (single-frequency) beam of light ever produced by man

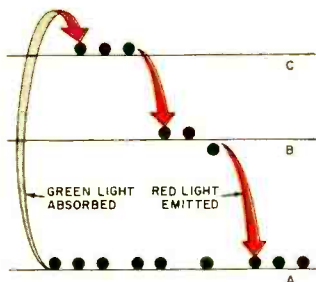
The weird light of the laser has a number of properties that may well make it the most promising development in communications—and in a few other fields as well—since De Forest put the grid in the vacuum tube. Soon-to-be-available devices making use of the laser's unique abilities include such wonders as:

- super-precise radar with a beam hundreds of times narrower than anything now available
- an atomic clock 1000 times more accurate than the best current models which do not stray more than

- one second in one hundred years
- a super heater that can pour out thousands of watts of energy into an area the size of a pinhead
- a radio transmission system of such tremendous capabilities that it could carry more than 10,000 simultaneous television signals using only a single channel

**What the Laser Is.** The laser, for all its revolutionary properties, actually stems from another development several years old. As you may have noticed, there's a similarity between the words "laser" and "maser," and the similarity is more than coincidence. A laser is simply a maser capable of operating at frequencies within the visible light range.

Dr. Charles Townes of Columbia University—the inventor of the maser—suggested some time ago that there seemed to be no reason why his device could not operate in the visible light range. Now years of theoretical work by both Hughes Research Laboratories and Bell Telephone Laboratories in solid-



## HOW THE LASER WORKS

A laser is a small rod of synthetic ruby which absorbs light energy at one frequency and emits light at another frequency of color. Its operation depends on the fact that the ruby contains chromium atoms which can be at any one of at least three different energy levels, as illustrated at left.

The lowest level—A—represents the area where the atoms will normally be. If, however, a photon of light from outside the system hits one of the chromium atoms, that atom absorbs light energy and is lifted to a more excited state, represented by level C. Almost immediately, it falls back to level B, giving up a little of the energy absorbed from the photon. It remains at level B for a relatively long period, as measured in atomic time—perhaps as much as ten microseconds. Eventually, it falls back to level A, and

in the process gives up the rest of the energy absorbed from the photon. This emitted energy is in the form of red light.

The process described so far is normal fluorescence—just like that which takes place in fluorescent lighting. In the fluorescent bulb, ultraviolet light is used to excite the atoms of fluorescent material, which then give off a white light. But the separate quantities of light given off by the electrons are not in phase. Instead, they are random, or—to use the scientists' word—*incoherent*; in a way, they are similar to radio noise. The laser, on the other hand, generates a *coherent* signal—a signal of one frequency, with all electromagnetic light radiation in phase.

An intense green light is beamed at the ruby. This light "pumps" huge quantities of chromium atoms into energy level C. These atoms quickly fall to level B, where they remain for a while. Occasionally, one atom spontaneously falls back to energy level A, emitting red light. But there are so many atoms now at energy level B that the spontaneously emitted light from the atom that falls will almost certainly bump into another chromium atom at level B. This collision will cause the second atom to give off its energy in phase with the first atom. The energy from the second atom bumps into another atom, and so on.

The chain reaction builds rapidly. Because the ends of the rod are silvered, the emitted light bounces back and forth, stimulating still more atoms to give up their energy. Soon, tremendous quantities of red light are rushing back and forth in the rod like water sloshing back and forth in a bathtub. Finally, it reaches such a level of intensity that it bursts through one end of the rod (one end has less silver than the other) and shines forth in a brilliant, coherent ray.

state electronics have proven him right! (For details on the maser, see April 1960 issue of POPULAR ELECTRONICS.)

In spite of its tremendous promise, the laser is an extremely simple-looking device. It is nothing more than a cylinder of synthetic ruby about  $\frac{1}{4}$ " in diameter and  $1\frac{1}{2}$ " long, mounted in the center of a spiral coil of glass. The coil is a xenon-filled flash tube, very much like the ones used by photographers for taking flash pictures.

To operate the gadget, scientists send a jolt of current through the gas-filled tube, setting off a brilliant flash of greenish light. The electrons in the ruby absorb this light, and generate energy at another frequency. To put it another way, the ruby absorbs greenish light, only to give off a pure red ray. And the beam produced by this atomic flashlight is capable of performing the feats mentioned earlier—as well as a number of

others—because it is unique in several important ways. Let's see just what makes the laser's light so different.

**"Coherent" Light.** The light generated by the laser is *coherent*. This means that *all* its rays are at one frequency. Natural light, in contrast, whether produced by the sun, a light bulb, or a match, is made up of rays of many different colors, or frequencies. Even light sent through a colored filter contains many frequencies, although far fewer than "white" light.

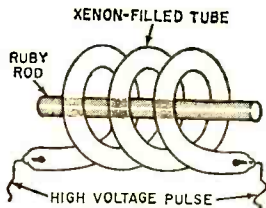
Light containing many frequencies is roughly comparable to a completely untuned radio signal or a raucous noise. Such a hodgepodge signal is impossible to control effectively. About the only thing you can do to transmit information with such an undisciplined mixture—whether light, radio frequencies or just plain noise—is to turn it on and off to form a simple code. Ships, of course, have been using blinker lights for years.



With the laser, we have a coherent light source for the first time. We can control it in the same sophisticated ways we take for granted in radio. In addition, because of the extremely high frequencies at which light is transmitted, we can perform a number of tricks impossible with radio.

For example, fantastic amounts of information can be packed into one light beam. With such a system, we may some day transmit thousands of television signals and hundreds of thousands of telephone, teletype, and telegraph signals on a single laser beam!

In addition, the laser, by operating in the visible light spectrum, vastly increases the number of useful frequencies we can put to work. Heretofore, we have been able to use frequencies up to

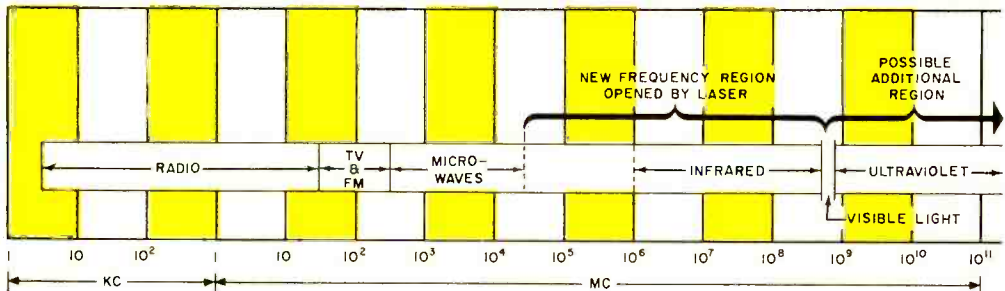


Heart of maser is silver-ended ruby rod, placed in coiled, xenon-filled tube.

Hughes Aircraft put it recently, "The laser jumps the gap from 50,000 million cycles to 500,000 billion cycles, opening the way for a host of important applications."

**Narrow Beam.** The coherence of laser light is responsible for another useful property: it makes the laser beam far narrower than any previously available. For example, a high-quality military searchlight—the kind used to spot raiding aircraft during World War II—produces a beam approximately one degree in width. One mile from the light, the beam is about 85 feet wide. This may sound impressive, but only until we compare it with the laser beam—which will ultimately be able to illuminate a spot approximately 5 inches in diameter a mile away!

Another comparison: the beam from the military searchlight, if directed at the moon, would spread to cover an area 3600 miles in diameter, bigger than the moon itself. But the laser beam would illuminate a spot on the moon's surface less than 10 miles in diameter, without any optical help at all. And one scientist predicts that with a proper setup of lenses, the diameter of the spot could be reduced to two miles!



Frequency spectrum, showing new frequency region opened by laser. Note laser's wide operating range.

about 50,000 mc. (See chart above.) But even though this upper limit has been gradually pushed back, the need for additional space to accommodate the ever-growing load of world-wide communications has grown much faster. Now the laser, in one jump, has extended the range of useful frequencies tremendously. As Dr. Theodore H. Maiman of

**Piping it Through.** Of course, like every device, the laser has its limitations. Even the higher microwave frequencies now in use are partially blocked by clouds, dust, fog, and atmospheric moisture. Laser beams, at still higher frequencies, are affected even more. As a result, a point-to-point laser communications link

(Continued on page 112)

# EASY DOES IT when you're MOUNTING Hi-Fi SPEAKERS

**T**HE audiophile who can set up his own hi-fi system usually knows just what to do with each component. But equally important is knowing what *not* to do.

Take the matter of mounting a speaker in a baffle for instance. To the uninitiated, it looks like little more than tightening a few nuts with a wrench. But to those in the know, proper installation of a speaker in its baffle is as important to good sound as a cleanly shaped point on a diamond stylus.

According to Al Altenhof of Utah Radio & Electronic Corp., the thing to remember is that a speaker is a precision item held to dimensions of several thousandths of an inch. Screwing a speaker to a warped mounting board or tightening the nuts too tight can easily throw most speaker cones out of alignment. Mr. Altenhof recommends following these three easy steps when mounting a speaker:


1. Check the mounting board to be sure it isn't warped.

2. Slowly place speaker on the screws, carefully aligning its holes with the screws to avoid damaging the cone.

3. Tighten the mounting nuts by hand, then use a wrench to give each nut one additional turn.

-30-


Utah Radio & Electronic Corp. photos



Check mounting surface before putting the speaker in place to be sure that the surface is not warped.

Be careful to avoid overtightening the nuts. Too much muscle may result in damage or distortion.





## *on the* **BONUS BAND**

*Countless hours of winter-evening listening await  
the newcomer and seasoned pro alike on 120 meters*

By **TOM KNEITEL**, WPE2AB

**D**ID YOU EVER notice that the "bonus" short-wave band on "table-model" broadcast radios is usually the 2.5-mc. (120-meter) marine band? The reasoning behind this fact is simple: 120 meters is probably the most interesting band for the DX'er to monitor.

Although there are all sorts of DX goodies to be heard on 120 meters, the big feature of the band is the batch of coastal radiotelephone stations, popularly known as "ship-to-shore" stations or "marine operator" stations, which dot our coastlines, the Great Lakes, and our larger rivers. There are a great many of these stations, and the table on the

following page lists many of those most often heard.

In only a few hours' listening on the "bonus band," you may be able to pick up the New York Marine Operator working the atomic sub U.S.S. "Nautilus," the Miami Marine Operator talking to the luxury cruise ship S.S. "Yarmouth," and the Boston Marine Operator QSO'ing one of the U.S.A.F. Texas Tower radar platforms in the Atlantic. Or you might tune in the coastal stations on the Pacific coast passing calls to and from the vast fishing fleets which operate from Canada to Mexico. You can also hear tugs, yachts, dredges, ferry boats, Mississippi

### Coastal Radiotelephone Stations Operating on 120 Meters

Location	Call	Owner	Frequency (kc.)
Baltimore, Md.	WLF	Chesapeake & Potomac Tel. Co.	2558
Barbados, B.W.I.	—	Cable & Wireless, Ltd.	2582
Belle Isle, Nfld.	VCM	Dept. of Transport	2582
Boston, Mass.	WOU	New England Tel. & Tel. Co.	2450 2506
Buffalo, N.Y.	WBL	Radio Corp. of America	2514 2550 2582
Burin, Que.	VCP	Dept. of Transport	2514
Burlington Canal, Ont.	XLI46	Dept. of Public Works	2514 2550 2582
Camperdown, N.S.	VCS	Dept. of Transport	2582
Cape Race, Nfld.	VCE	Dept. of Transport	2582
Cartwright, Nfld.	VOK	Dept. of Transport	2538
Cat Cay, Bahamas	ZFO2		2582
Charleston, S.C.	WJO	Southern Bell Tel. Co.	2566
Chicago, Ill.	WAY	Illinois Bell Tel. Co.	2514 2550 2782
Churchill, Man.	VAP	Dept. of Transport	2582
Corner Brook, Nfld.	VOJ	Dept. of Transport	2558
Cornwall, Ont.	CZ6G	Cornwall Canal Admin.	2514 2550 2582
Detroit, Mich.	WFR	Mich. Bell Tel. Co.	2514 2550 2582
Duluth, Minn.	WAS	Lorain County Radio Corp.	2514 2550 2582
Galveston, Tex.	KQP	Southwestern Bell Tel. Co.	2450 2530
Goose, Nfld.	VAZ	Dept. of Transport	2582
Halifax, N.S.	VBQ	Dept. of Transport	2530 2582
Havana, Cuba	CM2K	Government	2506
Hilo, Hawaii	KSV	Hilo Fisheries	2582
Honolulu, Hawaii	KQM	Hawaii Telephone Co.	2530
Hopedale, Nfld.	VOQ	Dept. of Transport	2538
Inagua, Bahamas	VSG2		2522
Jacksonville, Fla.	WNJ	Southern Bell Tel. Co.	2566
Kingston, Jamaica	—	Cable & Wireless Ltd. (W.I.)	2590
Kingston, Ont.	VBH	Dept. of Transport	2514 2550 2582
Lorain, Ohio	WMI	Lorain County Radio Corp.	2514 2550 2582
Los Angeles, Calif.	KOU	Southern Calif. Tel. Co.	2522 2566 2598
Louisville, Ky.	WFN	Warner & Tumble Radio Service	2782
Memphis, Tenn.	WJG	Warner & Tumble Radio Service	2782
Miami, Fla.	WDR	Southern Bell Tel. Co.	2490 2514
Midland, Ont.	VBC	Dept. of Transport	2514 2550 2582
Mobile, Ala.	WLO	Mobileradio, WLO	2572
Montreal, Que.	VCA	Dept. of Transport	2514 2582
Nassau, Bahamas	VPN2		2558
New Orleans, La.	WAK	Southern Bell Tel. Co.	2482 2558 2598
New York, N.Y.	WOX	New York Tel. Co.	2482 2522 2590
Norfolk, Va.	WAE/WGB	Chesapeake & Potomac Tel. Co.	2538
North Sydney, N.S.	VCO	Dept. of Transport	2582
Pittsburgh, Pa.	WCM	Radio Corp. of America	2782
Pointe Noire, Que.	VDP	Dept. of Transport	2582
Port Arthur, Ont.	VBA	Dept. of Transport	2514 2550 2582
Port Burwell, Ont.	VBF	Dept. of Transport	2514 2550 2582
Port Harrison, Ont.	VAL	Dept. of Transport	2582
Port Huron, Mich.	WVW	Mich. Bell Tel. Co.	2514 2550 2582
Portland, Ore.	KQX	Pacific Tel. & Tel. Co.	2598
Port Washington, Wis.	WAD	Lorain Co. Radio Corp.	2514 2550 2582
Prince Rupert, B.C.	CFW4	North-West Tel. Co., Ltd.	2590
Quantico, Va.	WHF	Chesapeake & Potomac Tel. Co.	2538
Quebec, Que.	VCC	Dept. of Transport	2514 2582
Resolution, N.W.T.	VAV	Dept. of Transport	2582
Rogers City, Mich.	WLC	Central Radio Telegraph Co.	2514 2550 2582
San Francisco, Calif.	KLH	Pacific Tel. & Tel. Co.	2450 2506 2566
San Juan, P.R.	WCT	Radio Corp. of P.R.	2530
Sarnia, Ont.	VBE	Dept. of Transport	2514 2550 2582
Sault Ste. Marie, Ont.	VBB	Dept. of Transport	2514 2550 2582
Sault Ste. Marie, Ont.	VDX	Sault Ste. Marie Canal Admin.	2514 2550 2582
Seattle, Wash.	KOW	Pacific Tel. & Tel. Co.	2482 2522
Seven Islands, Que.	VCK	Dept. of Transport	2514 2550 2582
St. John, N.B.	VAR	Dept. of Transport	2582
St. Louis, Mo.	WGK	Radio Corp. of America	2782
Tampa, Fla.	WFA	Southern Bell Tel. Co.	2466 2550
Three Rivers, Que.	VBK	Dept. of Transport	2514 2550 2582
Toronto, Ont.	VBG	Dept. of Transport	2514 2550 2582
Twillingate, Nfld.	VOTW	Dept. of Transport	2538 2582
Vancouver, B.C.	CFW	North-West Telephone Co., Ltd.	2538 2558
Wilmington, Del.	WAQ	American Tel. & Tel.	2558
Wilmington, Del.	WEH	Diamond State Tel. Co.	2558
Yarmouth, N.S.	VAU	Dept. of Transport	2530 2582



U. S. Coast Guard



One evening's monitoring will enable you to hear shore-based marine operators call almost every type of vessel afloat.



River steamers, Great Lakes ore carriers, tankers, freighters—and sometimes an aeroplane or two—being worked by the marine operators.

**Listening "Tricks."** From coast to coast, the DX really pours in. Its always a feast—never a famine. However, although 120 meters is probably the easiest "utility" band to DX, there are a few "tricks of the trade" which can add to your enjoyment of the band: knowing where to listen for what station, when to listen, and how to send a "QSL-able" reception report.

The best time to try your DX'ing on 120 meters is during the winter, late at night. (During the summer you not only have to put up with teeth-gnashing static, but with tens of thousands of pleasure boats. The latter force some stations to remain on a channel continuously for several hours, jamming it for any kind of DX work.) If, like many DX'ers, you are bothered by image signals from local broadcasting stations, you will find that this interference clears

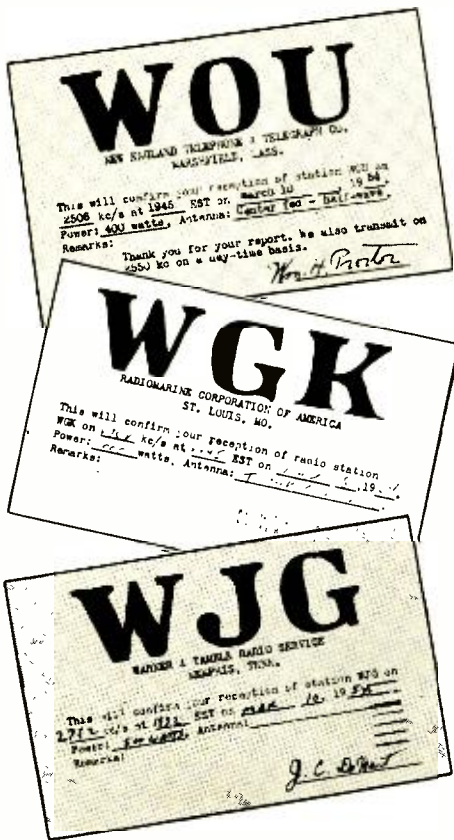
up after midnight—when many local broadcasters call it a day.

Coastal stations, which generally use YL operators, more often than not identify themselves only by the name of the city in which they are located ("New Orleans Marine Operator," for example). Sometimes the Great Lakes, Mississippi, and Canadian stations will announce their call letters.

When a ship-to-shore call is in progress, you can only hear one side of the call since the ship and shore stations transmit on different frequencies. If you hear both sides of the conversation, this doesn't mean that you are receiving signals from both the ship and the station on shore. The coastal station is supposed to run a busy signal whenever the ship is transmitting, so that you can't hear both sides of a phone call; but sometimes the operator goofs and—instead of running the busy signal—rebroadcasts the ship's signal through the coastal station's transmitter.

**QSL'ing Coastal Stations.** The need for the busy signal has a direct relationship to the reason why the novice DX'er usually has no luck whatsoever in QSL'ing coastal stations. It's all tied into something the FCC calls "secrecy of communications" laws, which forbid divulging information about ship-to-shore (and other) non-broadcast traffic. An unin-





A homemade QSL card should be prepared for each station you hear, since marine stations do not supply their own cards. Use the back of a self-addressed postcard, as shown at left, and mail it to the station with your listening report. At the station, the frequency, time, date, power, and antenna-type blanks will be filled in, the card signed and mailed back.

never hurts to say that you are aware of secrecy of communications laws, and that your reception report (and the verification) will not cause any violation of the laws.

You might also wish to mention briefly some details of your achievements in DX'ing—such as the number of countries you have QSL'd, how long you have been DX'ing, etc. It adds a personal touch to the report which could help you to get an answer. Finally, always include with your report a prepared reply card that the station can fill in and return to you.

The only time you should give any details of a transmission from a coastal station is when you come across the station sending a regularly scheduled weather report. Since weather reports are "broadcasts," and not addressed to a specific station, secrecy of communications does not apply.

Address your reception reports to: Station Manager, Coastal Radiotelephone Station (call letters), (name of owner), (city and state). It's a challenge to find out how many of these stations you can hear and QSL. —30—

formed DX'er will send off a reception report and go into all sorts of details as to what was said during the conversation he monitored. This kind of thing may be great for reporting to BC stations, but it's strictly thumbs down on 120 meters. A station receiving such a report will either file it in the wastebasket or answer it with a semi-nasty form letter telling you about secrecy of communications laws, and asking you to listen elsewhere.

The "old pro" approach is to send a report (in letter form, never on a "SWL card") giving the date, time and quality of your reception and only the call letters of the ship the station contacted during the time you were monitoring it. Do not tell them what you heard. If you can't get a ship's call letters, use the name of the ship. Give nothing more than the call letters or the name of the ship. Then mention the type of equipment you use, including your antenna. And it



# Vacuum Tube Quiz

By ROBERT P. BALIN

Glancing at a tube's symbol or one of its constructional features should remind you of the graph of its characteristic curves or its outward appearance or application. Try to identify the numbered items at left, below, with the corresponding lettered items at right. Answers are on page 116.

1. ....

2. ....

3. ....

4. ....

5. ....

6. ....

7. ....

8. ....

A. ....

B. ....

C. ....

D. ....

E. ....

F. ....

G. ....

H. ....

# Tilting Tiros II

**Magnetic "hand" tilts space satellite**

**T**HE NATION'S latest "weather-eye" satellite, "Tiros II," has achieved a major "first" in space. By means of a remote-control system, ground observers can tilt the satellite in space for improved TV coverage of clouds above the earth.

Developed by the Radio Corporation of America, the new orientation technique uses the effect of the earth's magnetic field to alter the "attitude" of the satellite upon command—without the need for special propulsion devices. This technique was the outcome of studies by RCA and government scientists of an unexpected gradual shift in the attitude of the first Tiros satellite under the in-


fluence of the magnetic field surrounding the earth.

In the first Tiros, which returned nearly 23,000 useful TV cloud pictures to earth following its launching last April, these magnetic forces caused the satellite to tilt gradually away from the predicted position of its axis in space. In Tiros II, the forces are being harnessed by a controllable magnetic field generated around the satellite itself by wire coils on the lower sides of the vehicle. Interacting with the earth's magnetic field, this controllable field gives ground observers an invisible "hand" to tilt the satellite on command, in order to obtain a more advantageous angle.




Spherical "cage" designed to produce magnetic fields resembling those of the earth was used in pre-launching tests of Tiros II. Here, Warren P. Manger, of the RCA Astro-Electronics Division, takes reading of magnetic effect within the wired "cage," preparatory to rotating the satellite on its mount for study of the orientation system.





Magnetic orientation system being tested at RCA's Space Center in Princeton, N. J. Lights above and around the satellite are used to check operation of solar cells which surround satellite.

Wide-angled television camera on Tiros II is checked by Sidney Sternberg, at far right, and Ralph Jordan at the RCA Space Center. Tiros II, mounted on its side in this photo, is identical in external appearance to Tiros I.



Equipped with the orientation-control system and with newly developed infrared instruments to measure the emission and reflection of solar heat by the earth and its atmosphere, Tiros II represents the second step in the experimental weather satellite program being conducted by the National Aeronautics and Space Administration to study the feasibility of regular satellite weather operations.

Among the major features common to

both the Tiros I and II satellites are electronic clocks that control the timing of cameras, tape recorders, and infrared systems during each orbit; more than 9000 solar cells on the top and sides of the satellite to convert electrical energy for operation of the electronic systems; "yo-yo" weights which slow the satellite's spin from 120 rpm to 12 rpm as it enters orbit; and five pairs of solid-fuel spin-up rockets to restore spin momentum.


-30-

# THE FLEXIFORMER

**"Wind-it-yourself" transformer provides 1001 output voltages**

By **CLIFFORD G. SCHMITT**

**H**AVE YOU EVER WISHED that you had a shelf full of transformers? No matter what voltage or current a particular filament or transistor might require, you could just rummage through the pile and come up with the right one. A new device called a "Flexiformer" goes a long way toward providing that "pile"



NOMINAL OUTPUT (Volts)	SECONDARY TURNS		MAXIMUM LOAD CURRENT (Amperes)	MINIMUM WIRE SIZE NO. FOR MAX. CURRENT
	AT NO LOAD	AT FULL LOAD		
1	4	5	150	3
2	7	9	75	8
2.5	9	11	60	8
5	17	21	30	10
6.3	21	27	24	12
10	34	42	15	14
12.6	42	53	12	14
24	80	100	7	18

Table 1.

of transformers, and without taking up all that storage space!

The Flexiformer, available from the Superior Electric Company, of Bristol, Conn., for \$25.00, could be called a "do-it-yourself" transformer. Actually, it's a self-contained toroidal primary coil enclosed in a doughnut-shaped iron frame which doubles as the magnetic core. You can design and assemble a transformer by winding a secondary coil around the frame. Connections are made to the five-way binding post on the base.

With the Flexiformer and a standard-type a.c. milliammeter or ammeter, you can also measure a.c. currents up to 400 times the meter's maximum reading.

**Winding Low-Voltage Transformer.** The number of turns and wire size for a particular voltage and current are easily

found using the information in Table 1 or by a simple computing method which is engraved on the rear nameplate of the Flexiformer.

Say, for example, that you need a filament transformer to check out a high-power transmitting tube having a 5-volt, 30-ampere filament. Using Table 1, just look down the *Nominal Output Volts* column for 5 volts. The horizontal listing tells you that the number of turns needed will be 21, the maximum load is 30 amperes, and at least a #10 wire should be used in winding the secondary—a slightly heavier wire will decrease losses. After a few minutes' work, your 5-volt, 30-ampere transformer is completed.

If Table 1 does not list the voltage you want, you can calculate the necessary  
(Continued on page 119)

**D**ID YOU EVER WISH that your receiver was sensitive enough to pull in DX stations from other states or countries on the broadcast band? Well, here's a one-tube r.f. booster designed to pep up those weak BC-band DX signals. It will give your signal a boost of about seven "S" units if you use a communications receiver. With entertainment-type broadcast receivers, which are normally poor performers, it will have even more spectacular results.

The booster can be powered by stealing plate and heater current from your receiver. If you have a communications set with an accessory socket, you can easily tap the power off there. It will be a little more trouble to borrow power from sets not equipped with accessory sockets. However, if you don't like to delve into the wiring of your receiver, it's

a simple and inexpensive job to make the small companion power supply designed for the booster.

Parts needed for the booster alone will cost only about \$5 or so. The power supply, if you decide you want to build it, will cost slightly under \$10.00. Construction time depends on your skill with tools, but even a rank beginner should have little difficulty with the booster's simple circuit.

**Construction.** The booster shown here was built in a 4" x 2 1/4" x 2 1/4" aluminum chassis box. A larger box can be used if you wish. In any case, follow the layout

**High-gain  
r.f. stage  
brings  
pepped-up  
performance  
to almost  
any receiver**

By  
**MIKE SWINK**  
KØVVR



# BC-BAND DX BOOSTER

February, 1961

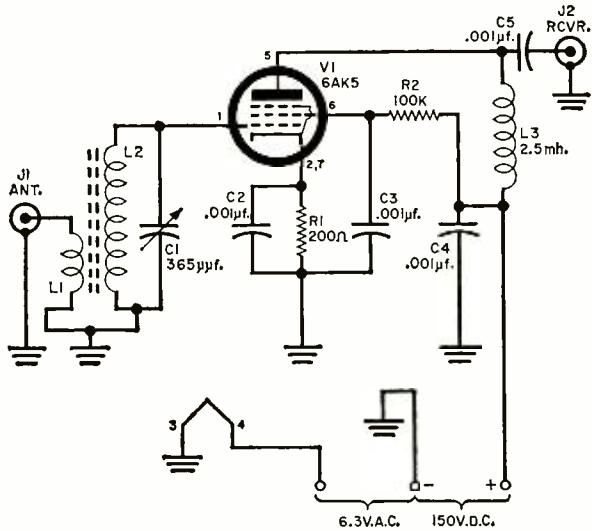


## BOOSTER PARTS LIST

C1—365- $\mu$ f. midget variable capacitor (Lafayette MS-445 or equivalent)  
 C2, C3, C4, C5—0.001- $\mu$ f., 600-volt disc capacitor  
 L1—30 turns of enameled wire—see text  
 L2—Ferrite broadcast-band loopstick (Lafayette MS-11 or equivalent)  
 L3—2.5-mh. r.f. choke  
 R1—200-ohm,  $\frac{1}{2}$ -watt resistor  
 R2—100,000-ohm,  $\frac{1}{2}$ -watt resistor  
 V1—6AK5 tube  
 1—7-pin miniature tube socket, shield base (Amphenol 147-913 or equivalent)  
 1— $\frac{13}{8}$ " 7-pin miniature tube shield (Amphenol 5-401 or equivalent)  
 1—4" x 2 $\frac{1}{4}$ " x 2 $\frac{1}{4}$ " aluminum box (Bud CU-2103A or equiv.—see text)  
 Misc.—Hardware, grommet, rubber feet, knob, etc.

## POWER SUPPLY PARTS

C6, C7—20- $\mu$ f., 250-volt electrolytic capacitor  
 D1—50-ma., 200-volt P.I.V. silicon rectifier  
 L4—3.5-henry, 50-ma. choke (Stancor C1080 or equivalent—see text)  
 S1—S.p.s.t. switch  
 T1—Power transformer; primary 117 volts a.c.; secondaries 125 volts at 15 ma., 6.3 volts at 0.6 amp. (Stancor PS-8415 or equivalent)  
 1—2" x 6" x 4" chassis (Bud AC-431 or equivalent)  
 Misc.—Hardware, binding posts, etc.



The DX booster uses a ferrite loopstick, tuned by capacitor C1, as its antenna coil. Capacitor C5 couples output to receiver.

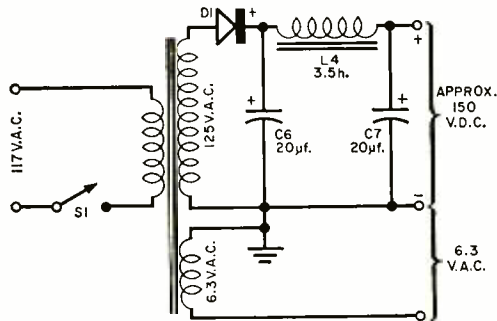
Small power supply can be built for the booster if no other power source is readily available. Parts list is shown at left.

in the pictorial. Be sure to mount jacks *J1* and *J2* on opposite sides of the box; both jacks are grounded to the box through their ground strips.

Coil *L2* is a standard ferrite antenna loopstick; any readily available unit will do, but make certain it fits inside the box you choose. Coil *L1* is made up of about 30 turns of insulated wire wound over *L2*. The exact diameter of wire used for *L1* is not important; anything from No. 28 to No. 32 is fine, and the wire can have either enamel or cotton insulation.

Mount the polyethylene insulated variable capacitor (*C1*) near coil *L2*; be sure to mount coils *L2* and *L3* at right angles to each other and well spaced. Location of the other components is not as critical.

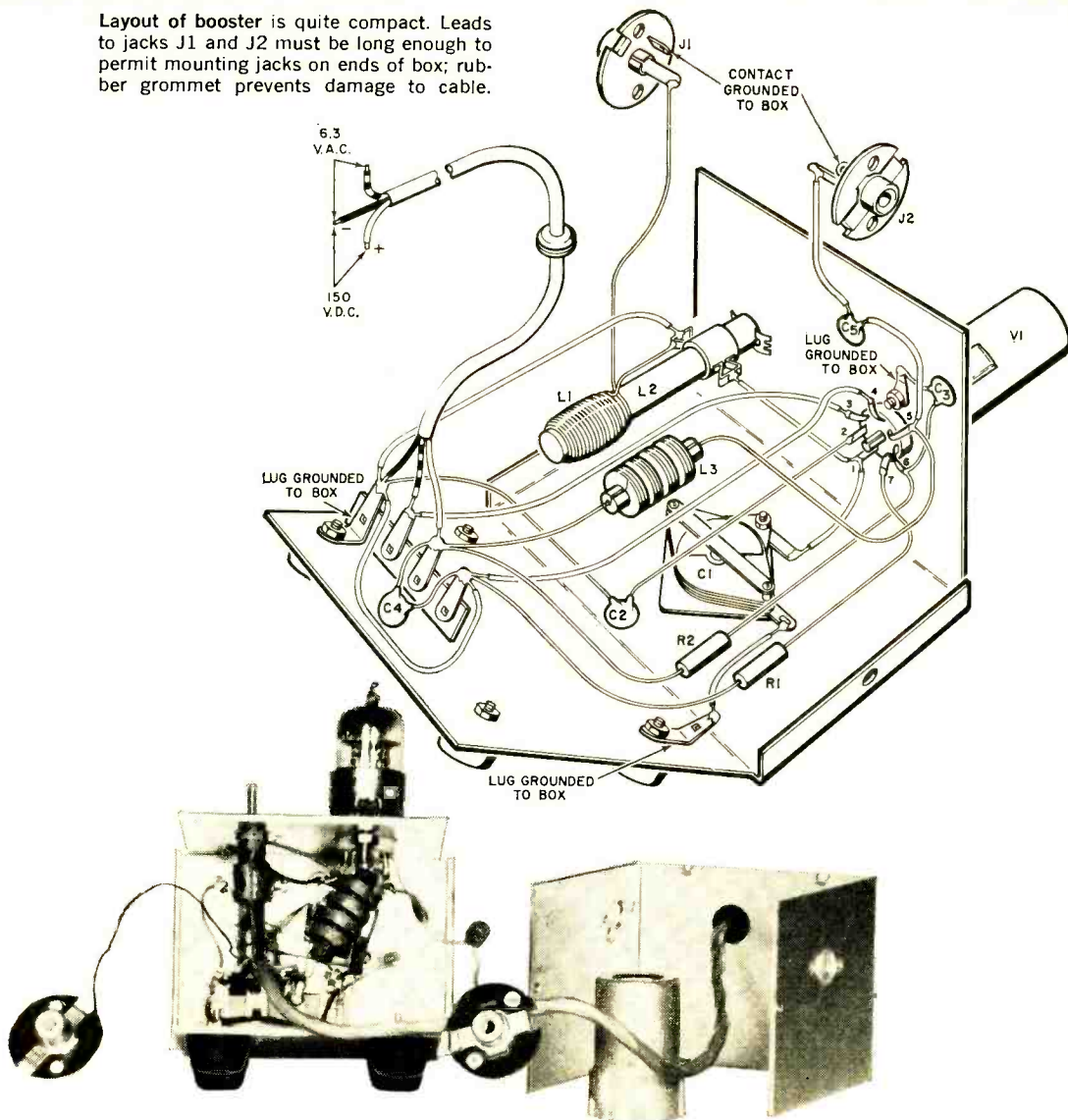
The power supply is built on a separate chassis following the schematic diagram. Parts placement here is not at all critical. For economy's sake, a 1000-ohm,  $\frac{1}{2}$ -watt resistor can be used instead of filter choke *L4*. Note that a single binding post is used as a common



ground for B- and one of the 6.3-volt a.c. output terminals.

**Operation.** Do not use the booster with an a.c.-d.c. set unless you use the power supply. If you are powering the booster from an a.c. (only) communications receiver, connect the booster's three-wire power cable to a plug that matches the set's accessory socket, if it has one. The exact "B" supply voltage for the booster should be about 150 volts d.c., but *no more than* 170 volts d.c. If your receiver has a 12-volt a.c. heater supply, connect a 36-ohm, 2-watt, 5% composition resistor in series with the booster's

Layout of booster is quite compact. Leads to jacks J1 and J2 must be long enough to permit mounting jacks on ends of box; rubber grommet prevents damage to cable.




ungrounded 6.3-volt a.c. heater lead.

With power applied, the booster is ready for operation. Connect a dipole antenna to jack J1 and connect the receiver's antenna terminals to jack J2. For operation with a long-wire antenna, connect only the center (hot) terminal of J1 to the antenna with a good ground connected to J1's ground.

Tune in stations on your receiver in the usual manner. Then adjust the booster's tuning capacitor (C1) for best reception. The slug on coil L2 can also be adjusted to give operation over the entire broadcast band. Since the bandwidth of tuned

circuit C1-L2 is quite sharp, C1 will need resetting whenever the receiver's frequency is changed more than 100 kc. If your receiver sports an antenna trimmer, don't forget to use it whenever you tune in a new station; repeak it each time along with C1.

Using the booster with a National NC-173 receiver in Kansas, the author has picked up a station on 900 kc. in Mexico City (XEW) 1600 miles away with good results on many nights. Other intermediate-range stations have also been heard with only a 30-foot antenna connected to the booster.



# On the Grid

By SINCLAIR

"NO! NO! NO! That is *not* realism. Haven't you ever heard a concert hall performance? Don't you know what real music sounds like?"

Well, anyhow, Mike knew this much: the Professor was mad; mad at Mike, mad at the equipment, and mad at the world.

"Look," said Mike, "maybe I've got a tin ear, but this hi-fi system sounds good to me. We built the rig with the best components. Why, from the hand-polished diamond stylus to the polyurethane cone in the 30-inch woofer, there just aren't any better components."

"Perhaps, Michael, that's precisely the trouble," the Professor said icily. "The components are too good, and you're not good enough. When I hired you to design and install the ultimate in hi-fi equipment, I counted on your ingenuity as an electronics entrepreneur. I thought that with your electronics know-how and your own native intelligence, you would be able to handle the job."

Mike knew he was in trouble. When the Professor contracted him to set up a super stereo hi-fi system, he hadn't realized that any man could be such a stickler for realism. The system really sounded good, better than any other Mike had heard, possibly better than any other system in existence. Now he had to think fast to protect his promised rewards.

"Prof," said Mike, "I think I know where the trouble is, if we assume that the speaker is the weakest link in the system."

"Well, at least you've read what's been published on the subject!"

Brushing aside this nasty remark, Mike continued. "I have some ideas for improving that weak link."

"How?" asked the Professor.

"First of all, we'll do away with the conventional electrical-to-mechanical-to-acoustical transfer of energy inherent in all cone-type speaker systems. The actual conversion of electrical to acoustical signals would be best."

"Interesting," mused the Professor. "Go on."

"It seems to me that since sound is essentially generated by alternate compressions and rarefactions of air, we should be able to accomplish this by working with ionized air."

"Ionized air? Without a vacuum system? Never."

"Now, hold on. If we can keep the distance between our high-voltage elements small enough, we should be able to produce enough ionization to result in a usable effect."

"Well," said the Professor, "it might be worth a try, but hasn't this principle been used already in a commercial unit?"

"Yes, but that was the Ionovac, a



small tweeter assembly. I plan to have our system cover the complete audio spectrum."

Mike began scribbling on a pad. "Now, here are some of the things I figure we're going to need. I'll start on the ionizing grid if you'll go down to my shop and pick up the high-voltage power supply I pulled out of some junked diathermy equipment the other day."

**W**HEN the Professor returned, pushing a large cart holding two heavy chassis, Mike had completed most of the gridwork. At one end of the room he had strung fine copper wire from the ceiling to the floor in rows, so that the entire wall was covered by a curtain of wire. Tiny insulators strategically placed along each wire kept adjacent wires from touching.

"What we have to do now," Mike said, as he started soldering every other wire to a bus bar, "is to apply the high voltage to alternate wires in the gridwork so a high potential is set up across each air gap."

The Professor quickly joined Mike and, with soldering gun in hand, began connecting the remaining rows of wires to a ground lead.

After wiring in the power supplies, Mike turned to the Professor with a hopeful smile, "All that's left to do now is to couple the signal voltage from the amplifiers to each side of the gridwork and sit back and listen to a system that's really a system."

The final step of coupling the amplifiers to the ionizing grid was made through a special impedance-matching circuit, and the system was ready.

"Well, let's try a record," Mike said, as he carefully preset amplifier level controls.

"Ah, yes!" said the Professor, selecting a record from a large stack and reverently handing it to Mike. "Here's one of my favorites."

"Good grief! Haven't you anything better than this? We want something that isn't so worn that all the transients are lost."

"That happens to be one of the best I have," sniffed the Professor. "Besides, it features a Pablo Casals solo on the cello."

"Okay," Mike sighed. "Pablo Casals

it is. Stand back, Prof, while I fire up."

As Mike applied power to the system, a faint blue-violet glow became visible between each wire in the ionizing grid. The glow grew in intensity and size until the entire network was a wall of soft fluorescence, throbbing gently.

"Line-voltage variations," muttered Mike as he gently lowered the tone arm onto the revolving record.

Immediately the rich, full tones of the cello filled the room and the soft glow of the grid broke into rapidly changing patterns of light and shadow. Waves of fluorescence rolled and undulated across the grid in a rhythmic motion.

"Hey, sort of sound pictures," Mike said. Turning to the Professor, Mike was surprised to see him staring at the luminous wall.

"Look, Michael, look! Just right of center. Don't you see it? There's someone sitting there!"

As Mike looked into the glowing gridwork, he could see the faint outlines of a person playing a musical instrument. A cello!

"Prof, that's Casals. We've reproduced the image as well as the sound. Professor, that's realism. This visual information must be unknowingly impressed on the fine structure of the microgroove modulation. This is terrific! We'll make millions!"

*(Continued on page 115)*





**hi-fi testing**  
**part 3**

# The Square-Wave Generator

*After covering the harmonic and intermodulation distortion analyzers in parts 1 and 2, we conclude our hi-fi testing series this month with a discussion of a third test instrument—the square-wave generator*

By G. H. HARRISON

**T**HE SQUARE-WAVE GENERATOR enjoys the dubious honor of being perhaps the least used, least understood, and least appreciated of all hi-fi test instruments. Yet it is undoubtedly one of the most useful. With a square-wave generator and an oscilloscope, you can check an amplifier's frequency response by making three quick measurements. To get the same information in the usual way—plotting a standard frequency response curve with an audio generator and an output meter—would require at least a dozen different measurements over a wide range of frequencies.

Even more important, the audio gen-

erator would tell you nothing about the amplifier's performance *except* its frequency response. The three quick square-wave tests, on the other hand, would show not only frequency response, but transient response, phase shift, and any tendency toward oscillation or "ringing" as well.

We'll look into these tests in detail a little later. First, let's examine the device responsible for the square wave: the square-wave generator itself.

**The "Clipper Circuit."** There are two basic types of square-wave generators in wide use today. The simplest kind is the sine-wave "clipper," such as the one used

in the EICO 377 sine- and square-wave generator. Figure 1 shows the simplified diagram of the square-wave section of this instrument. (For a complete discussion of the 377's oscillator, see "Test Instruments—the Audio Generator," POPULAR ELECTRONICS, January, February, and March, 1960.)

With the waveform selector switch on the front panel in its "square" position,

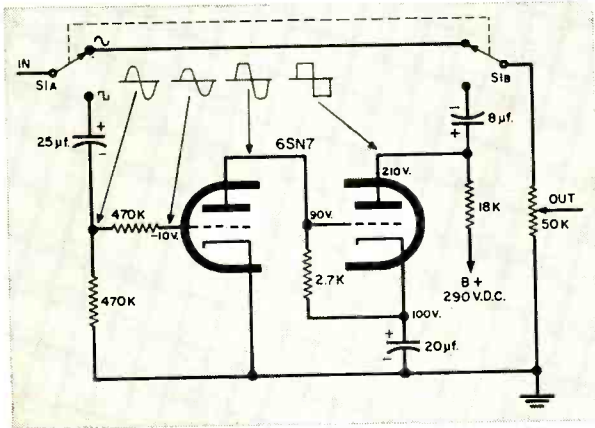


Fig. 1. Simplified clipper circuit in EICO 377 sine- and square-wave generator. Switch is shown in sine-wave position.

the output of the 377's oscillator is fed to the grid of the 6SN7. Here an interesting thing happens—the signal is too much for the tube to handle. In other words, the grid draws current on positive peaks, and on negative peaks the tube is driven to cutoff. Thus, both positive and negative peaks of the signal are "clipped" or flattened, as shown by the small waveform insets in Fig. 1.

The clipped waveform is applied to the second triode of the 6SN7, and the final result is an almost perfect square wave. Of course, it isn't absolutely square. In a theoretically perfect square wave, the voltage would go from maximum negative to maximum positive—and vice versa—instantaneously. In prac-

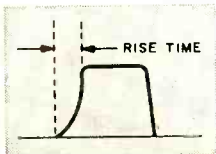


Fig. 2. Square-wave "rise time" is length of time required for wave to reach its maximum positive or negative peak. Diagram purposely shows exaggerated rise time.

tice, a less-than-perfect square wave, such as the one generated by the 377, always takes a few microseconds to rise to its maximum levels (see Fig. 2). Nonetheless, such a waveform is satisfactory for most general test purposes.

**The Schmitt "Trigger."** Although many instruments use some variation of the clipper circuit just described, a basically different type of circuit is coming into wide use. Known as the Schmitt Trigger (shown in Fig. 3), it is essentially a variation of a cathode-coupled "one-kick" multivibrator, a type of oscillator which doesn't have quite enough feedback to sustain oscillation. But each time a signal is applied, it goes through one cycle of operation, then sits back and waits for another "kick" to come along and stir it into action again.

Unlike a regular multivibrator, the Schmitt Trigger has no built-in time constants, and thus doesn't oscillate at any specific frequency of its own. Instead, sending a series of "trigger" pulses into the circuit produces square waves

at the frequency of the pulses. Let's see how it works.

Assume that there is a B+ voltage of about 190 volts and no input signal to the V1 grid. With V1 conducting, the voltage drop across cathode resistor R1 is about 65 volts. Likewise, plate resistor R2 will drop approximately 30 volts, leaving some 160 volts on the plate. This 160 volts, of course, also appears across the voltage divider, R3-R4.

The ratio of R3 to R4 is such that the voltage at the V2 grid is about 55 volts. Since V1 and V2 have a common cathode resistor, the 65 volts appearing on the V1 cathode also appears on the V2 cathode. With V1 conducting, V2 is cut off, and the circuit is in a state of equilibrium. The voltage at the plate of V2 approaches the supply voltage.

Now assume that a negative signal is applied to the grid of V1. As this grid goes negative, the current flowing through V1 decreases, causing its plate voltage to rise. The grid of V2, connected to the V1 plate through voltage di-



vider  $R3-R4$ , begins to go positive. As a result,  $V2$  comes out of its cutoff condition and starts to conduct. Its plate current flows through common cathode resistor  $R1$ , increasing the voltage drop across it, and, in effect, increasing the bias on  $V1$ —the grid voltage of which is still dropping. This in turn further decreases the  $V1$  plate current, raising the  $V1$  plate voltage still more, and driving the  $V2$  grid even more positive. As a result, the plate current of  $V2$  increases still more, which further raises the bias on  $V1$ , and so on.

This process continues until  $V2$  is saturated and  $V1$  is cut off—a condition exactly opposite to the one we had a moment ago before the negative trigger pulse came along. Incidentally, while it

may sound complicated, this entire operation takes only about one-tenth of a microsecond. When the process is complete, the circuit is once again in equilibrium, although the tubes have of course reversed their relative positions.

When the next trigger pulse comes along—positive, this time—the entire sequence takes place again, but in reverse. The trigger pulse begins to drive the  $V1$  grid positive. The tube again starts to conduct, which simultaneously increases its cathode bias voltage and decreases its plate voltage. The grid of  $V2$  starts to go negative and the entire sequence snowballs. The result: one ten-millionth of a second later,  $V1$  is conducting again and  $V2$  is cut off. Thus, the output from the plate of  $V2$  is a square wave, the frequency of which is determined by the frequency of the input pulses.

In practice, the shape of the trigger pulse is unimportant. The action of the circuit, as we have seen, is so fast that the entire reversal in either direction will have taken place and completed itself in the first one-ten-millionth of a second that the pulse is applied. Consequently, since the shape isn't important, the trigger pulse is usually a simple sine wave—the easiest kind to generate.

**Sine and Square.** One instrument using the Schmitt Trigger circuit is the Heath AG-10 sine-/square-wave generator. Figure 4 shows the Heath circuit in a full block diagram. The basic frequency-determining circuit is the Sulzer bridge (for details, see the "Audio Generator" series mentioned earlier). For a sine-wave output signal, the output from the Sulzer circuit is fed into a cathode follower, then to an attenuating network.

A sine-wave signal is also tapped off the Sulzer bridge and applied to the Schmitt Trigger as a triggering pulse. Thus, both sine- and square-wave output frequencies are determined by the Sulzer bridge.

Incidentally, since the two circuits do not interfere with each other, both the sine- and square-wave outputs can be used simultaneously. The sine output, for example, can be used as an external sync signal for the scope during square-wave tests. The cathode follower between the bridge oscillator and the Schmitt Trigger effectively isolates the square-wave circuit from the oscillator,

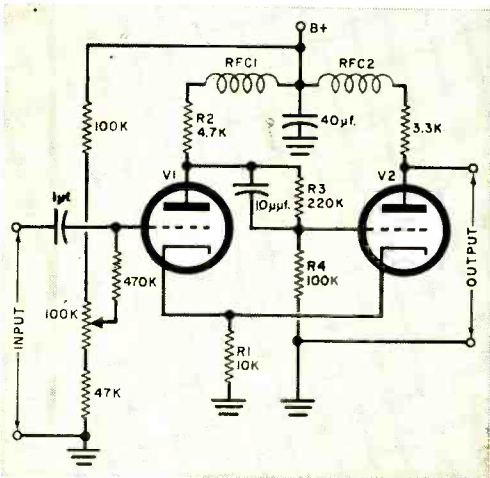
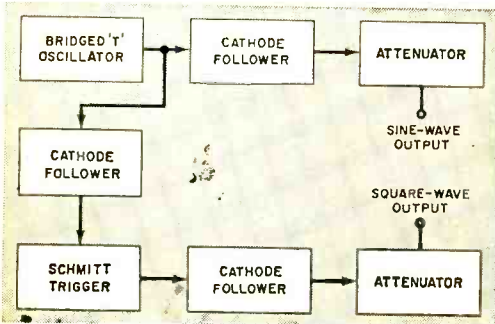
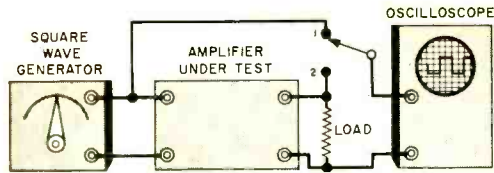



Fig. 3. Schmitt Trigger circuit employed in Heath AG-10 sine-/square-wave generator.

Fig. 4. Block diagram of Heath AG-10 generator. Note wide use of cathode followers.





Basic circuit for square-wave testing is shown above. With the switch in position 1, check both generator and oscilloscope for good square-wave response. Then flip to position 2 to check the amplifier under test. The waveforms below cover most common amplifier troubles.



Poor low-frequency response, fair highs

Poor high-frequency response, good lows


Poor low- and high-frequency response



Very bad low-frequency response

Fair low-, very good high-frequency response


Very poor high- and low-frequency response



Low-frequency phase shift (leading)

Low-frequency phase shift (lagging)

High-frequency phase shift (leading)



High-frequency phase shift (lagging)

Damped wave oscillation (ringing)

so that no harmonics can be fed back into the oscillator to contaminate the sine-wave output.

**Many Frequencies.** Now let's see how we can put the square wave to work testing a hi-fi amplifier. A little closer look at the square waveform itself will show why it is so useful. The square wave's usefulness springs from the fact that it is made up of many frequencies. In content, this odd-looking waveform is actually a combination of a fundamental and

all its odd-order harmonics; for this reason, sending one square wave through an amplifier is the equivalent of using a large number of test frequencies simultaneously.

If a square wave of any given frequency goes through an amplifier and comes out looking just like it did when it went in, we know the amplifier is essentially flat over a wide band of frequencies. As a rule of thumb, this band extends from one-tenth the fundamental

frequency of the square wave to 10 times its frequency. For example, if an amplifier passes a 200-cycle square wave without distortion, the amplifier can be assumed flat from 20 to 2000 cycles. Consequently, with two or three test frequencies, we can check the frequency response of an amplifier over the entire audio spectrum.

With settings of 100, 1000, and 3000 cycles, for example, you can check an amplifier from 10 to 30,000 cycles with a good bit of overlap between bands. And if the wave form fails to come out square, you can tell what is happening inside the amplifier simply by studying the waveform shape (see page 71 for hints on diagnosing waveforms).

**Transients and Phase.** As we mentioned earlier, you can check an amplifier's transient response by noting its square-wave pattern. In general, if the square wave's leading edge is clean and sharp with the highest used test frequency, the amplifier's transient response is good.

Phase shift—overlooked by some designers—can also cause distortion. Since music is made up of tones containing many harmonics and since phase shift varies with frequency, the different harmonics of any given note—each harmonic at its own frequency—will be shifted out of place by varying amounts. Thus, the complex phase relationships which help to give each musical sound its own tonal characteristics are upset. Square waves are an excellent means of measuring phase shift, since the shape of the output waveform always indicates whether phase shift is present. In addition, the waveform indicates whether the phase is leading or lagging, and thus paves the way for the insertion of phase-correcting networks.

Ringings—damped oscillations set up somewhere in an amplifier's circuits—is so called because it is actually reproduced by the speaker as a “ringing” sound. It can be caused by unintentional tuned circuits anywhere in an amplifier—in a tone control network, for example, or a capacitor-transformer combination which resonates at some particular frequency. When a note comes through at this frequency, it sets up oscillations in the tuned circuit. These oscillations die away quickly, but not before the ringing sound is heard. The square-wave test

spots this trouble quickly and makes locating the offending circuit easy.

**Practical Tips.** As with other instruments, there are a few tricks which will help you get better results with a square-wave generator. In most circuits, as in the Heath AG-10, the output voltage is taken directly from the cathode of a cathode follower. Since the cathode follower is cut off for half of each cycle, the negative half of each square wave is at ground potential, while the positive portion is above ground. If the application you have in mind requires a complete absence of d.c. voltage, you will have to couple the output through a capacitor.

Keep in mind that the square wave is a relatively tender beast and that its feelings or—more accurately—its shape can be easily mutilated. Consequently, a few precautions are in order. At high frequencies and high output voltages, the capacitance of the coaxial test leads usually furnished by the manufacturer may round off the leading edge of the square wave rather badly. In this situation, ordinary “open” test leads are much better.

At very low output voltages, on the other hand, it's best to use the coax lead supplied, since stray hum pickup can severely wrinkle the top and bottom portions of the square wave. Under certain conditions, you can also get better results by matching the characteristic output impedance of the cable with a properly calculated network. The instruction book will probably give details on this procedure.

The square-wave generator is not, of course, intended to replace all other test instruments. While it can tell you quickly if an amplifier's response is reasonably flat, it cannot, for example, plot a family of tone control curves; you'll have to go back to the audio oscillator and output meter for that. And it can't measure harmonic or intermodulation distortion, check output power, or do any of a half-dozen other jobs.

But it can be extremely helpful, as we have seen, because of its versatility and the uniqueness of the tests it offers. All in all, the square-wave generator should occupy an important place on the test bench of anyone seriously concerned with hi-fi equipment. -30-




# On the Citizens Band



By TOM KNEITEL, 2W1965

**H**AVE YOU SEEN the Cadre transistorized 5-watt transceivers in use in your area? The Cadre "500" is pretty new but should be in wide distribution by the time you read this column. Make it a point to watch one in action.

The "500" has 14 transistors and 6 diodes, which means that you can forget about blown tubes or heat dissipation problems. The transmitter is a five-channel job, with the receiver crystal-tuned to five transmitting channels. One of the especially nice features of the "500" is



its weight, or rather the *lack* of same—it weighs in at less than six pounds, about half the weight of most "tube" rigs.

Some CB'ers who watch too much TV, or who are just plain "gung-ho," begin shouting "MAYDAY"—the radiotelephone international distress signal—into their microphones when they get a flat or run out of gas. Although this kind of trouble may, in fact, actually cause a CB'er much personal distress, it is hardly reason enough to send an "SOS." As a matter of fact, it's considered a Federal offense to do so.

While several radio services have suitable distress signals outlined in their FCC Rules, CB does not. Moreover, paragraph 19.83 of the CB Rules states that "no person shall transmit false or deceptive signals or communications . . .," thus

giving the FCC ample ammunition to act against CB'ers who push the panic button too quickly.

"MAYDAY" should be used *only* in a grave and severe emergency, involving mortal danger. Use the "CB-11" code, or even yell "Help!" or "Yipe!" if you must yell something, but go easy on that "MAYDAY" stuff.

Many letters and cards have been coming in from CB clubs saying that POP'tronics has been adopted as their official CB magazine. This is very flattering news. As you may know, amateur and commercial radio services have their own publications, but thus far CB has been left standing in the cold. POP'tronics was the first national publication to recognize CB, and the first to devote and maintain a regular column dedicated



to the service. As CB has grown, so has our coverage. We look forward to continued growth for both.

Ever notice how hot a CB mike can get? Yours doesn't get hot? Mine doesn't, either, but a lot of guys I hear on the air seem to have this trouble. They throw on their carrier and blow into the mike (to cool it off?) for a few minutes. No call, no talking, no nothing. I guess



maybe the guys with the hot mikes are the ones that give out with all the hot air when they finally decide to talk.

**Remember Hurricane "Donna"** last September? Roland Wendt, 7W1913, of Sarasota, Fla., and 26 other Florida CB'ers do. They were part of it. The story of this small band of resourceful CB'ers provided a much needed tribute for CB, and it's also pretty interesting. Here's what happened.

When "Donna" was on the way to Florida, "Shorty" Gilbert, 7W0980, and a group of other CB'ers stuck a ground plane on the roof of the Sarasota County Court House. Roland Wendt set up a CB rig in the basement of the building. By 10:00 p.m. Friday (Sept. 9), the station was ready for emergency operation, and 25 mobile units were standing by awaiting instructions. "Donna" finally blew into town at 6:00 a.m. Saturday, and the CB network went into action.

The population of Sarasota County was hustled into shelters and a CB mobile unit was stationed at each shelter. A CB mobile unit was also stationed at the power company to keep the emergency-repair truck dispatcher informed of dangerous conditions caused by the winds. Land-line telephone service began to fail about 8:00 p.m. and CB radio was the only organized service in contact with the "outside world."

When all the power lines went down, the base station kept operating from an emergency power supply. One local broadcasting station was abandoned and another lost communications with its news-gathering mobile units. CB mobile units filled in with reports to the station, and then took over the power com-

pany's communications when its commercial rigs failed. The CB network was handling 50 messages per hour.

In the midst of all this action, the band "opened up," and skip interference began pouring in from 12W's out west. But the 12W's, hearing the emergency operations on Channel 9, all announced that they were clearing the channel so as not to interfere.

The CB network was in operation, without any interruption, until 3:00 p.m. Sunday. The CB volunteers risked their lives during "Donna." They tangled with falling trees, downed electrical lines, broken gas and water mains, high water, and a frightened public.

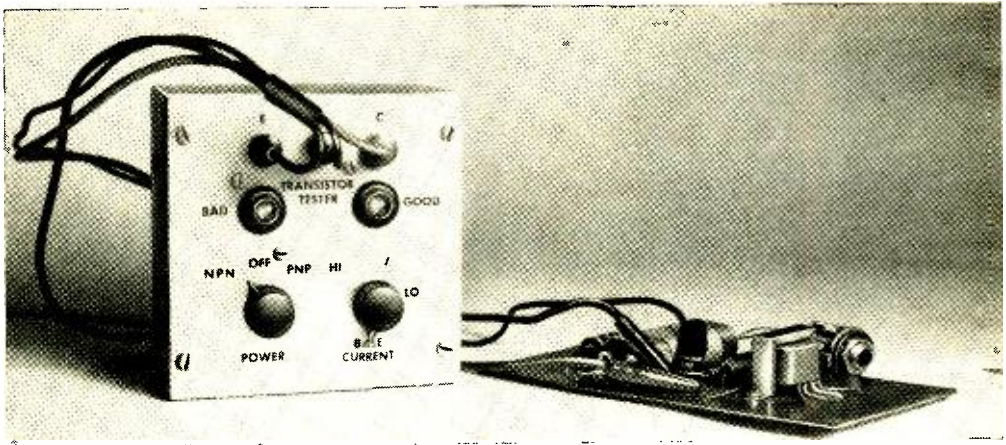
In recognition of the contribution of the CB'ers, Mr. William J. Riley, Director of the Sarasota County Civil Defense Council, wrote an official commendation to the Secretary of the FCC. His letter said, in part, "I hope this letter will serve to make you aware of the tremendous potential this body of men presents toward safeguarding life and limb. I fervently pray that other areas of our state and great country are blessed with men such as these; ready, willing and available to help in time of need." A list of all the participating CB'ers was included.

**After such a glowing report**, we hate to pour cold water on the fire with some scuttlebutt picked up from an FCC source—who wishes to remain nameless—but we'd better. It seems that the boys in Washington are somewhat riled about the many complaints that they have been receiving on the improper use of CB. The squawks have come mostly from "commercials" who feel that the "rag-chewers" have ruined their investment in CB equipment.

So the FCC had its field offices make a spot check as to the amount of nonsense going on in each call area. One of the areas reported that 82% of the transmissions were unnecessary. After 7:00 p.m. the figure went up to *almost 100%*.

These FCC "surveys" more often than not herald a rule change. In other words, there's a good possibility that the old FCC rule-changing bandwagon may soon be rolling down our alley again. I hope that the legitimate users of CB don't get run over by it.

-30-



---

## In-Circuit Transistor Tester

Home-brew test instrument checks home-brew projects

By C. L. HENRY

**I**F you're tired of unsoldering transistors just to test them, and want a dependable transistor tester, this project is for you. With this tester, you'll be able to check most transistors without removing them from the circuit. In one simple operation, it will tell you the quality of the transistor and show up leaky or shorted units.

You don't have to worry about elaborate circuitry, critical wiring, or expensive components. Construction costs are kept down since no meters are used in the tester; a pair of lamps serve as indicators. You should be able to build the unit in an evening—for less than ten dollars.

**Construction.** The transistor tester is housed in a 4" x 4" x 2" aluminum box

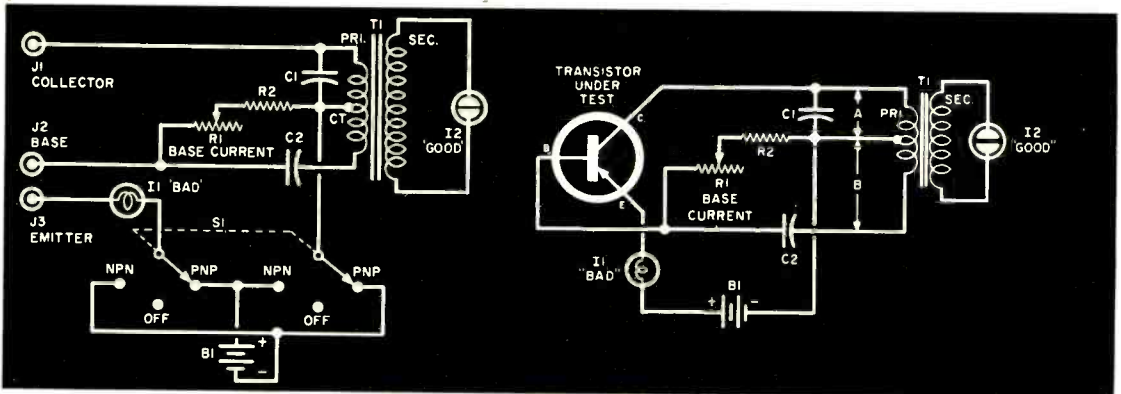
which has removable front and back covers. All controls and indicator lamps go on the front cover; mount base-current potentiometer *R1* and power switch *S1* on the lower half, and the indicator lamps (*I1* and *I2*) in the center. The lamps are held in place by rubber grommets and are soldered directly into the circuit.

The collector, base, and emitter jacks (*J1*, *J2*, and *J3*) connect to the transistor under test; these jacks are also mounted on the front cover, near the top. Pin jacks serve as test jacks on the author's model, but universal binding posts might be handier. In addition to the jacks or binding posts, you can also mount an audio and a power transistor socket on one side of the box for



## PARTS LIST

- B1*—3-volt battery (two type "C" cells in series)  
*C1*—0.1- $\mu$ f., 200-volt capacitor  
*C2*—0.058- $\mu$ f., 400-volt disc capacitor  
*I1*—2-volt, 60-ma. flashlight lamp (GE 49 or equivalent)  
*I2*—NE-51 neon lamp  
*J1, J2, J3*—Pin jack (Lafayette PJ-23 or equivalent)  
*R1*—10,000-ohm potentiometer (IRC Q11-116 or equivalent)  
*R2*—220-ohm,  $\frac{1}{2}$ -watt resistor  
*S1*—Two-pole, three-position rotary switch (Mullory 32231 or equivalent)  
*T1*—Miniature audio transformer, 1500-ohm center-tapped primary, 500,000-ohm secondary (Argonne AR-141 or equivalent)  
 1—1" x 4" x 2" aluminum utility box (Bud AU-1083 or equivalent)  
 1—Dual "C" cell battery holder (Lafayette MS-174 or equivalent)  
 Misc.—Hardware, knobs, grommets, etc.



Actual schematic of the tester (above) and simplified schematic (right). See How It Works.

rapid testing of transistors which are not wired in circuits.

For testing in-circuit transistors, make three test leads from 2' lengths of flexible wire. Solder an alligator clip to one end of each lead and a phone tip lug to the other end; the phone tips mate with the tester's pin jacks.

**Operation.** Connect each transistor electrode to the tester's jacks (*J1*, *J2*, and *J3*) and rotate base-current potentiometer *R1* to its maximum resistance position. Throw *S1* to either its *p-n-p* or *n-p-n* position, according to the type of transistor under test; if *S1* is in the correct position and the transistor is okay, the "good" lamp (*I2*) will light. (Setting the switch in the wrong position won't harm the transistor, so if you're not sure which type it is, try both positions.)

The brilliance of the "good" lamp is an indication of the transistor's quality, since the transistor is now actually operating as an oscillator in the circuit. If you have another transistor of the same type on hand, you can compare the relative "goodness" of the two transistors by comparing the relative brilliance of the "good" lamp as you test each transistor.

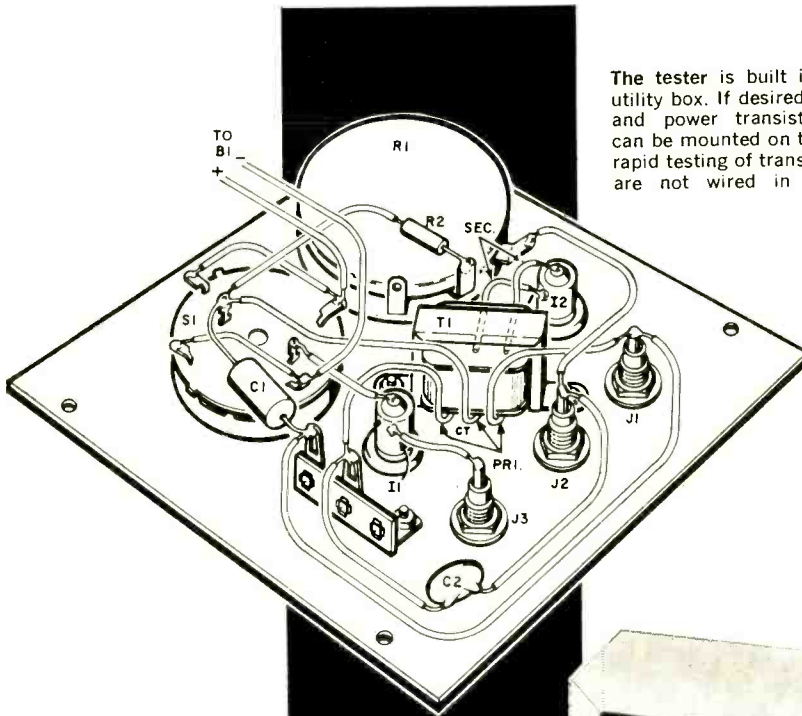
"Bad" lamp *I1* indicates the transistor's collector current. The brighter the lamp, the higher the current. When *R1* is in its minimum resistance position, the collector current should be high and the "bad" lamp should light for most transistors—good or bad. With *R1* in its

## HOW IT WORKS


The transistor tester is basically an audio oscillator in which the transistor under test becomes an integral part of the circuit. The strength of oscillation provides a relative measure of the transistor's quality.

In the simplified schematic of the unit (above), power switch *S1* has been omitted and the battery is shown connected in the *p-n-p* position of *S1*. Transformer *T1* is used in a Hartley oscillator circuit and as a step-up transformer. One half of the primary of *T1* (A) serves as the transistor's collector load, the other half (B) for audio feedback. Capacitor *C1* tunes *T1*'s primary to raise the oscillator voltage on *T1*'s secondary to the point where neon lamp *I2* will fire. The brightness of *I2* depends on the quality and characteristics of the transistor under test.

Emitter current is measured by the brightness of lamp *I1*, which also serves to limit the transistor's current drain to less than 50 ma. Potentiometer *R1* sets the base current of the transistor; resistor *R2* maintains a minimum resistance in the base circuit. Feedback from the collector to the base passes through capacitor *C2*, which also blocks d.c. from the base.




The tester is built in a small utility box. If desired, an audio and power transistor socket can be mounted on the box for rapid testing of transistors that are not wired in a circuit.



maximum resistance position, the "bad" lamp shouldn't light; if it does, the transistor has excessive leakage. If both lamps light when *R1* is at a maximum, it indicates that the transistor is operative but may not work in critical circuits.

If an in-circuit transistor tests "bad," don't condemn it; test it outside of the circuit—some other component may be at fault.

The most common trouble in power transistors is an emitter-to-collector short; if the transistor has this type of short, the "bad" lamp will light in all positions of *R1*. On the other hand, the most common trouble in audio transistors is an open collector or emitter; in this case neither lamp will light. In the last analysis, the "good" lamp must light for a transistor to be rated "good." —30—



**F**OR THE PRICE, we think you'll look far and long to beat Heath's AJ-10 combination AM/FM stereo tuner. After putting the AJ-10 through its paces here at POPtronics, we've concluded that this

attractive tuner offers just about everything the stereo broadcast listener could want—low-distortion AM, full-fidelity FM, or—in the ever-growing number of areas served by stereo broadcasts—full AM/FM stereo. Priced at \$59.95, the AJ-10 stereo tuner kit is available from the Heath Company, Benton Harbor, Mich.

In design, the AM section is relatively straightforward, with one tuned r.f. stage, a standard mixer-oscillator, and a single i.f. amplifier. But there are a number of "hidden" features which make the AJ-10 the true hi-fi tuner that it is. For example, a bandwidth switch offers greater selectivity in its "narrow" position, increased fidelity in its "broad" position. A low-distortion,

## AM/FM Stereo Tuner

*Heath's AJ-10 offers full-fidelity reception for less than \$60*


voltage-doubler-type detector provides maximum voltage to a cathode-follower output stage, and the detector is also coupled to a magic-eye indicator tube for precise tuning.

In the FM section, a completely wired front-end does much to simplify construction of the usually troublesome r.f. stages. A three-position a.f.c. in conjunction with a second magic-eye tube makes accurate FM tuning easy; a ratio detector in addition to a limiter stage results in noise-free reception. And, with an eye to the future, Heath has furnished a multiplex output for use with an external multiplex adapter.

We were particularly impressed with the individual flywheel tuning on both AM and FM as well as the individual magic-eye tuning indicators. The completed unit is attractive in its vinyl-

covered steel case and—on AM—ready to operate on a built-in rod antenna. Naturally, you'll need a good FM antenna for the ultimate in FM reception.

—30—





# It's a ham's world

---

**Amateur radio clubs throughout America are extending helping hands to CB'ers who wish to participate in this exciting hobby. With theory and code courses, they speed the CB'er on his way to Novice and General Class tickets**

---

*More than 105,000 United States Citizens 18 years of age or older have been licensed by the Federal Communications Commission to operate low-power, short-distance radio transmitters for business and personal communications in the Citizens Radio Service.*

*This astounding growth (there were less than 500 two years ago) suggests considerable latent interest in radio communications on the part of the general public, an interest stimulated to action when manufacturers began mass-producing equipment for the Class D Citizens band at a price not too far removed from the average man's pocketbook. That this interest is heavily on the personal side,*

*rather than business and utilitarian, is evident from the Commission's difficulties in keeping CB licensees from straying into the field of the Amateur Radio Service—calling CQ, attempting to work distant stations at random, etc.*

*In the belief that many readers, and CB'ers in particular, may have an interest in a personal communications service with privileges and opportunities much greater than those at 27 mc., the Editor of POPULAR ELECTRONICS has asked us to prepare a brief outline of the amateur radio hobby. The following pages will tell you what amateur radio is, what it does, and what you have to do to become a ham.*

*Headquarters Staff, ARRL*

---

Over two-thirds of the students enrolled in Allied Radio's Novice Amateur Course will pass the FCC exam held during the last session and obtain their ham licenses.



**CITIZENS RADIO** is a specific service with a single purpose—necessary communications of a business or personal nature, transmitted in the minimum possible time. It is an accessory, an adjunct, a means to an end. And this is the major difference between CB and amateur radio. Ham radio is the end in itself. Hams get their licenses because they want to engage in radio communication and experimentation as an objective.

- A CB licensee is denied the right of experimentation with his equipment. This is logical and proper, for the CB'er has not been required to demonstrate any technical knowledge. The ham, on the other hand, has passed an FCC test in radio theory and practice (as well as code). This is not particularly difficult, at least for the Novice Class amateur license. But it entitles him to construct his own equipment, and to experiment with and alter it as the mood strikes him. It entitles him to try new antennas—which are not restricted as to height, to raise the power of his signal, and to try new circuits.

- A CB licensee is limited to a choice of a few specific channels in the 27-mc. band, and may communicate only locally. The ham, on the other hand, has a choice of numerous slices of the radio spectrum from 1.8 mc. to 30,000 mc. and higher. He can select the one he wishes to provide communication over a distance ranging from “next door” to any point on the globe. (Novices have a limited selection, but they do have a choice of segments of four bands at different points in the spectrum.) Further, the amateur is not confined to a spot (fixed-frequency) channel; he may transmit anywhere within his assigned bands. This often permits him to “get out from under” interference and conduct two-way communication impossible under the “party-line” system of spot channels.

- A CB licensee is limited to 5 watts of power. An amateur may use up to 1000 watts on most bands, although Novices are restricted to 75 watts.

- A CB licensee is limited to AM voice communication. A ham may choose that or c.w. telegraphy, single-sideband, FM telephony, radio teleprinter, facsimile, or even television.

- A CB licensee must be at least 18 years of age. There is no age limit in amateur

radio—boys and girls of 7 have become hams, as have men and women of 70.

**The greatest difference** of all between the CB'er and ham is in the things an amateur may do. For example, you may be a “tinkerer”—you may like to build gadgets and make them work. In ham radio your gadgets don't stay on the bench—you put them into your amateur station and use them for daily communication, and it is a source of satisfaction that communication is made possible with gear you have built yourself.

You may have the competitive urge. Every day thousands of amateurs compete to see who can relay the most messages; elaborate “traffic” nets have been established by the Communications Department of the American Radio Relay League. Other amateurs compete with each other in working DX (distant) stations; some have “worked” 300 different countries or colonies around the world, and exchanged colorful QSL cards in confirmation. Beyond these daily activities, there are dozens of contests of various kinds held annually. The biggest is the Sweepstakes engaged in by amateurs all over the United States. Field Day brings thousands of amateurs into the countryside with portable self-powered equipment.

One of the finest aspects of amateur radio as a hobby is that it is not only a source of delightful fun and pleasant recreation but also an outstanding opportunity for voluntary public service. The communicating experience an amateur acquires, and the organized networks in which many hams participate become of untold value to the community and the nation in times of disaster. Let a hurricane or an earthquake destroy normal lines of communication, and hundreds of amateurs are ready to step in and provide emergency circuits for the Red Cross, civil defense, military and municipal agencies. So important, in fact, is the amateur's work in emergency communication that the FCC has set up special rules for a Radio Amateur Civil Emergency Service, in which public-spirited amateurs can enroll as a part of official civil defense efforts.

With the intense, personal interest a young amateur develops in his hobby, it is not surprising to find that many radio industry executives, and electronics en-

gineers high in the profession today, were first drawn to radio as a career through a ham station of their own. Nearly one-half of all amateurs are employed in communications, electronics or allied fields. The rapid advances in the art of electronics and its daily expansion into new phases of American industry make it apparent that the field is a continually growing one which offers unparalleled opportunities to the young man who is faced with selecting his life's work. Also, a ham radio ticket is often useful in obtaining a communications assignment for those who are entering military service.

**You can join** more than 208,000 U.S. amateurs by the simple first step of obtaining a Novice Class license. This requires passing a code test at a speed of only 5 words per minute and a 20-question exam in basic FCC rules governing the amateur service and elementary radio practice. With this license, you can use radiotelegraphy anywhere in the 3700-3750 kc., 7150-7200 kc., and 21,100-21,150 kc. bands, and telegraphy or voice in the 145-147 mc. band.

Your transmitter must be crystal-controlled and limited to 75 watts plate power input. World-wide communication is possible with this type of transmitter (and a low-priced ham band receiver) which you can design and construct yourself, assemble from a kit, or purchase ready-made. Your financial outlay won't be much greater than for the cheapest CB transceiver.

The term of the Novice Class license is one year, by which time you will have adequate skill in code and radio theory to pass the General Class exam. A General Class license is good for five years, is renewable, and allows all amateur privileges on all bands.

To start in ham radio, you are not obliged to appear personally at an FCC office. Novice Class examinations are taken "by mail," under the supervision of a volunteer examiner who holds a General Class or higher ham license. The FCC district office will, on request, mail the examination in a sealed envelope,

which can be opened only by the volunteer examiner. First, you demonstrate your ability to receive and send 5 wpm of code. Then, assuming you pass, you tackle the written quiz. All papers, together with the volunteer examiner's certification, go back to the district office. In a few weeks, you will have your ham ticket.

**Amateur radio clubs** around the country sponsor code and radio theory training classes for those interested in ham radio. At the end of the course they conduct the FCC examination. Booklets on learning code, theory, and FCC regulations are published by the American Radio Relay



Musts for the beginning ham, these three ARRL publications are available at most radio parts dealers. Their total cost is \$1.25.

League and are available from its West Hartford, Connecticut, headquarters or at most radio distributors.

Ham radio's appeal is universal. A cross section of amateur radio is a cross section of any community. When you get on the air as a ham, you may find yourself talking with the son of a former President of the United States, or a popular band leader, or a high-ranking military officer—or your newsboy or gas station owner. All are bonded together by an intense, personal interest in the art of radio communication and experimentation.

**Turn the page for a comprehensive listing of amateur radio clubs that hold training classes** ►



**Listed below in alphabetical order by state and city are radio amateur clubs that are tentatively scheduled to hold training classes this winter. Each club's name is**

**Fayetteville High School  
Amateur Radio Club**  
Joe G. Roberts, W5TIC  
Fayetteville High School  
Fayetteville, Ark.

**Lockheed (Aircraft) Amateur  
Radio Club**  
Dean Norvell  
Dept. 72/25—Lockheed Aircraft  
Burbank, Calif.

**Dunsmuir Amateur Radio Club**  
Ray Rains, W6IOM  
Box 692  
Dunsmuir, Calif.

**Fresno Amateur Radio Club (C)**  
Secretary  
P. O. Box 783  
Fresno, Calif.

**Douglas El Segundo Amateur  
Radio Club**  
George Leber, W6MDQ  
238 W. 137 St.  
Hawthorne, Calif.

**W6VPZ Radio Club (C)**  
Henry Lulli, W6OLZ  
175 N. Hawthorne Blvd.  
Hawthorne, Calif.

**Antelope Valley Amateur  
Radio Club**  
Jack Kaufman, W6OLG  
Box 1221  
Lancaster, Calif.

**San Fernando Valley Radio Club**  
William Cassillas, K6BAU  
7657 Hinds Ave.  
North Hollywood, Calif.

**Orange County Amateur  
Radio Club, Inc.**  
Shelley Trotter, W6BAM  
18811 E. Vanderlip  
Santa Ana, Calif.

**Denver Radio Club, Inc.**  
Sid Schomay, W0IJD  
1328 Holly St.  
Denver, Colo.

**Montrose County Amateur  
Radio Club**  
Fred King, Jr., K0GEU  
439 S. 6th St.  
Montrose, Colo.

**Stamford Amateur Radio Club**  
Norm Wilford  
Creeping Hemlock Rd.  
Norwalk, Conn.

**Steel City Amateur Radio Club**  
Frank Beebe  
2114 Sherwood Lane  
Pueblo, Colo.

**University of Conn. Amateur  
Radio Club**  
John Fisher  
Rm. 206 Theta Chi  
Storrs, Conn.

**Stratford Amateur Radio Club**  
Richard Carlson, W1KZX  
Booth Park  
Stratford, Conn.

**Daytona Beach Amateur  
Radio Assn., Inc.**  
Clyde P. Mashburn, W4SDR  
25 S. Halifax Dr.  
Daytona Beach, Fla.

**St. Petersburg Amateur  
Radio Club**  
James N. Dillman  
P. O. Box 4026  
St. Petersburg, Fla.

**Tampa Amateur Radio Club, Inc.**  
Herb Smith, K4LML  
123 Beshphorus Ave.  
Tampa 6, Fla.

**Amateur Radio Club of  
Augusta, Ga., Inc.**  
Al Allred, K4AUM  
Bell Ave. & Saxon Dr.  
Hephzibah, Ga.

**Kennehoochee Amateur  
Radio Club**  
H. C. Mersereau, K4YRO  
P. O. Box 160  
Marietta, Ga.

**Allied Novice Amateur Course**  
George Bercos, W9WOV  
Allied Radio Corp.  
100 N. Western Ave.  
Chicago 80, Ill.

**Hamfesters Radio Club, Inc.**  
Betty E. Sandberg, W9STR  
5035 N. Kennison  
Chicago 30, Ill.

**Vermillion County Amateur  
Radio Assn.**  
Oliver Jones, W9IIE  
29 S. Beard St.  
Danville, Ill.

**Montgomery County AREC**  
D. A. Hoover  
401 E. Wood  
Hillsboro, Ill.

**Joliet Amateur Radio Society**  
J. R. House, K9HUY  
1610 Avalon Ave.  
Joliet, Ill.

**Kankakee Area Radio Society**  
Robert C. Mehrer, K9CWF  
RFD 3  
Kankakee, Ill.

**Y-RAD Club**  
E. Paul Johnson, K9BEF  
604—9th Ave.  
Rock Falls, Ill.

**Sangamon Valley Radio Club**  
E. A. Metzger, W9PRN  
1520 S. 4th St.  
Springfield, Ill.

**Tri State Amateur Radio Society**  
J. W. Russelburg  
P. O. Box 5  
Evansville, Ind.

**Calumet Amateur Radio Club**  
Charles J. Hanusin, K9GSV  
2021 Indianapolis Blvd.  
Whiting, Ind.

**Quinebaug Valley Radio Club**  
Roger M. Johnston, KIJNS  
Brimfield, Mass.

**Massachusetts Dept. of Education  
Division of University Extension**  
William G. Welsh, W1SAD  
24 Antrim St.  
Cambridge 39, Mass.

**Waltham Amateur Radio Assn.**  
Verne Robertson, W1EGE  
84 Orange St.  
Waltham, Mass.

**Lake Region Amateur Radio Club**  
Arne Arneson, K0YDT  
Fergus Falls, Minn.

**St. Paul Radio Club, Inc.**  
Norman Johnson, W0THY  
998 McLean Ave.  
St. Paul 6, Minn.

**Winona Amateur Radio Club (C)**  
Scott Baudhuhn, K0QPQ  
Winona, Minn.

**Baldwyn Amateur Radio Klub**  
Lanny Outlaw  
Baldwyn, Miss.

**Mid-Mo Amateur Radio Club**  
Don L. Dulle  
1825 W. Main  
Jefferson City, Mo.

**Butte Amateur Radio Club**  
Bob Corbett, W7FLB  
2032 California  
Butte, Mont.

**Hi Line Radio Club**  
James E. Woodwick, K7BQN  
1163 Grant Ave.  
Havre, Mont.

**Lincoln Amateur Radio Club**  
John Turner, K0JKH  
5235 Walker Ave.  
Lincoln 4, Nebr.

**followed by the name of the person to contact for more information. The letters (C) or (TH), when used, mean that code classes only or theory classes only are given**

**Avenel Radio Club (C)**  
Adolph F. Elster, W2FSL  
53 Commercial Ave.  
Avenel, N. J.

**Woodbridge Radio Club (TH)**  
Tom Malloy  
87 Bedford St.  
Iselin, N. J.

**Pompton Valley Radio Club, Inc.**  
Lester Tansek, K2MDV  
131 MacDonald Dr.  
Wayne, N. J.

**Auburn Amateur Radio Assn.**  
Robert Laxton, W2TCU  
Bluefield Road  
Auburn, N. Y.

**Elmira Amateur Radio Assn., Inc.**  
Dransfield Hamilton  
954 Farham St.  
Elmira, N. Y.

**Cornell Amateur Radio Club**  
David Bessel  
Dryden Rd.  
Ithaca, N. Y.

**Communications Club of  
New Rochelle**  
Gray Berry, K2SJM  
c/o C.D. Office  
281 Washington Ave.  
New Rochelle, N. Y.

**Delehanty Institute**  
Mr. Ward, Registrar  
117 E. 11th St.  
New York 3, N. Y.  
(nominal charge)

**RCA Institute**  
350 W. 4th St.  
New York 14, N. Y.  
(nominal charge)

**Ogdensburg Amateur Radio Club**  
Bob Gerecke, WA2FJN  
16 Academy Place  
Ogdensburg, N. Y.

**Port Jervis C.D. Radio Club**  
Harold Aughton  
3 Weversink Ave.  
Port Jervis, N. Y.

**Rochester Amateur Radio  
Assn., Inc.**  
Peter C. Trapolino, K2RIT  
60 Yarker Ave.  
Rochester 12, N. Y.

**Eastern Suffolk Radio Club, Inc.**  
C. Walter Lindgren, W2AJR  
Parish Memorial Hall  
Lewis St.  
Southampton, N. Y.

**Mecklenburg Amateur  
Radio Society**  
Robert W. Reed  
Box 3230 (T)  
Charlotte, N. C.

**Kinston Amateur Radio Society**  
E. E. Kupstas  
1809 Queens Rd.  
Kinston, N. C.

**Greater Cincinnati Amateur  
Radio Assn.**  
Paul R. Wolf, W8IVE  
1329 Coolidge Ave.  
Cincinnati 30, Ohio

**Parma Radio Club**  
Tom Hill, K8DHX  
5310 W. Pleasant Valley Rd.  
Parma 29, Ohio

**Seneca Radio Club**  
Kenneth M. Hydeman  
48 Short St.  
Tiffin, Ohio

**Northfork Amateur Radio Club**  
O. T. Keith  
Box 43  
Carter, Okla.

**Chisholm Trail Amateur  
Radio Club**  
Bert Isbell  
1310 S. 13 St.  
Duncan, Okla.

**Muskogee Amateur Radio Club**  
"Chief" Breshears, W5EJK  
1112 E. Okmulgee  
Muskogee, Okla.

**Lehigh Valley Amateur  
Radio Club**  
James H. Fry, K3HCA  
327 N. Leh St.  
Allentown, Pa.

**Delaware-Lehigh Amateur  
Radio Club**  
Robert R. Rothrock, K3MAZ  
1719 Callone Ave.  
Bethlehem, Pa.

**Coke Center Radio Club**  
H. S. Dolde, K3BTF  
818 Morrell Ave.  
Connellsville, Pa.

**Reading Radio Club, Inc.**  
Russell W. Frederick, W3CDS  
Berks County Court House  
Sixth and Court Sts.  
Reading, Pa.

**Lancaster Amateur Radio Club**  
W. Tom Myers, Jr.  
Box 431  
Lancaster, S. C.

**Sioux Falls Amateur Radio  
Club, Inc.**  
J. W. Sikorski  
Box 91  
Sioux Falls, S. D.

**Radio Amateurs Club  
of Knoxville (C)**  
F. E. Lamb, K4VZI  
6007 Kaywood Dr.  
Knoxville, Tenn.

**Corpus Christi Amateur  
Radio Club**  
Gene Henderson, K5WQF  
P. O. Box 2073  
Corpus Christi, Texas

**Dallas Amateur Radio Club, inc.**  
W. F. Waters, W5PED  
1519 Kings Highway  
Dallas 8, Texas

**Convair Amateur Radio Club**  
Max W. Schelper, K5BTZ  
Box 12282  
Fort Worth, Texas

**Houston Amateur Radio Club (C)**  
Harold Tharrett  
5922 South Seas  
Houston, Texas

**Peninsula Amateur Radio Club**  
Dick Stetson, K4DHO  
203 Maney Dr.  
Newport News, Va.


**Shenandoah Valley Amateur  
Radio Club**  
Claude Feigley  
P. O. Box 139  
Winchester, Va.

**Walla Walla Valley Radio  
Amateur Club**  
Edwin F. Goodman, W7GYH  
712 Whitman  
Walla Walla, Wash.

**Apple City Radio Club**  
Al Friedman  
1031 Lindy  
Wenatchee, Wash.

**Blennerhassett Amateur Rad-  
o Club**  
Charles R. Helmick, W8IBF  
2511 Oak St.  
Parkersburg, W. Va.

**Sheridan Radio Amateur  
League, Inc.**  
Wayne Hale, K7H DY  
P. O. Box 37  
Sheridan, Wyo.



# Transistor Topics

By LOU GARNER

WITHOUT QUESTION, the cathode-ray oscilloscope is one of the most versatile of all electronic test instruments. Reproducing an image of actual signal waveforms, it is a distinct aid in circuit analysis and trouble-shooting. In addition, the oscilloscope has valuable secondary uses as a voltmeter, as a timer, and as a signal comparator; there is virtually no limit to its applications.

Yet for all its versatility, the scope has been available in few portable (battery-operated) models. Not too long ago, however, a prominent instrument manufacturer, Tektronix, Inc. (P.O. Box 500, Beaverton, Oregon), introduced a completely portable oscilloscope, Type 321. More recently, EI Labs. Division of Electro Instruments, Inc. (1165 Morena Blvd., San Diego, Calif.), announced its version of a portable scope.

The problems involved in designing a practical portable oscilloscope are considerable; hence the comparative scarcity

of commercial instruments. Wide-band, high-gain amplifiers must be provided for the horizontal and vertical deflection circuits, and a built-in adjustable-frequency horizontal sweep signal must be available. The chief problems, however, revolve around the cathode-ray tube itself. This component, for which there is not yet a suitable solid-state substitute, requires a relatively high d.c. voltage for operation, high signal voltages for beam deflection, and quite a bit of filament power. Finally, the necessary circuitry must be contained in a package that is physically small, light in weight, and resistant to shock and vibration.

Although the two portable oscilloscopes we just mentioned are basically similar, their respective manufacturers have taken different design approaches to the problems outlined. Both instruments are small and compact. Both are

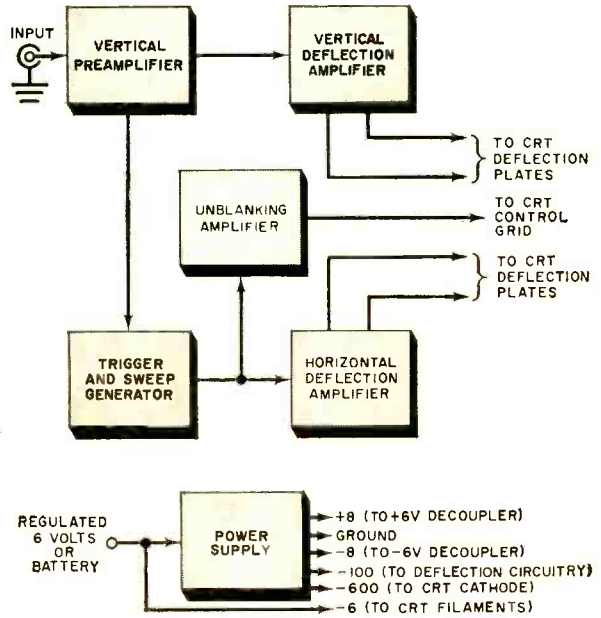


Fig. 1. Block diagram of the Model 150 portable oscilloscope, made by EI Labs. Instrument is completely transistorized except for the cathode-ray tube itself.



operated with rechargeable batteries. Both use transistorized circuitry. But with these features, the similarities end.

EI Labs., in developing its Model 150, made a real effort to produce the smallest scope practical for commercial production, while retaining the basic operational features needed. (See Fig. 1.) The vertical amplifier employs direct-coupled, transistorized circuits to provide an overall gain of approximately 0.1 volt per screen division with a bandwidth of from d.c. to approximately 1.5 mc. The built-in sweep is adjustable from 1 microsecond per screen division to 10 milliseconds per division; it can be operated either "free-running" or "slave" by adjustment of a sync level control. A 5-kc. power con-

3-inch flat-faced CRT, Type 321 measures  $8\frac{3}{4}'' \times 5\frac{3}{4}'' \times 16''$ ; it weighs just under 17 pounds with batteries installed. Its vertical amplifier, like that in the Model 150, uses transistorized circuitry, but with a higher overall gain of 0.01 volt per screen division and with a bandwidth from d.c. to 5 mc. The built-in sweep is calibrated from 0.5 microsecond per division to 0.5 second per division, with a "magnifier" circuit which extends the lower limit to 0.1 microsecond per division.

These two instruments fill a real need, but their prices are higher than the average service technician or experimenter can afford—a little under \$500 for the Model 150 and something over \$850 for

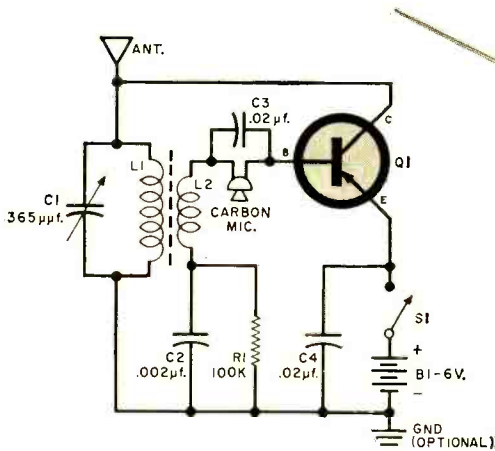



Fig. 2. Wireless microphone circuit submitted by Edward Morris has hand-wound oscillator coil (L1-L2). FCC regulations limit antenna length to 10 feet.

verter is used to develop the high d.c. voltages needed for the deflection amplifiers and CRT. With a 1-inch CRT and a minimum of front panel controls, the Model 150 is smaller than many VTVM's and general-purpose multimeters. Measuring  $2\frac{3}{4}'' \times 3\frac{1}{4}'' \times 5\frac{1}{2}''$  overall and weighing only two pounds, it can be carried comfortably in the palm of the hand.

In contrast, the Tektronix Type 321 is a larger, heavier and more expensive instrument, but it has additional circuit features which many engineers and technicians would consider extremely desirable in a general-purpose scope. With a



Homemade wireless microphone assembled by Eugene Richardson, of Alexandria, Va., incorporates a circuit similar to the one shown in Fig. 2.

the Model 321. Battery life between charges is relatively short—about two hours continuous operation for the Model 150, and about five hours for the Model 321. In both cases, the short battery life is due, in large degree, to the power requirements of the CRT used.

If—and the "if" is a big one—a satisfactory, moderate-priced semiconductor substitute for the CRT can be developed, we can look forward to a truly portable scope at a price competitive with present-day service-type instruments.

**Readers' Circuits.** Low-power limited-range "transmitters" operating in the AM broadcast band continue to be popular with home experimenters. This month we have a pair of these circuits: a wireless microphone submitted by Edward

Morris (3758 10th Ave., New York 34, N. Y.) and a phone oscillator designed by Harry Hanson (13019 123A St., Edmonton, Alberta, Canada). Both circuits require only a single *p-n-p* transistor and use relatively low cost components.

Ed's circuit, shown in Fig. 2, uses a r.f. transistor (*Q1*) in the common emitter arrangement as a tuned/not tuned oscillator. In operation, the feedback signal needed to start and sustain oscillation is provided by *L2*; the circuit's operating frequency is determined by tuned circuit *L1-C1*. Amplitude modulation is obtained by varying *Q1*'s base bias

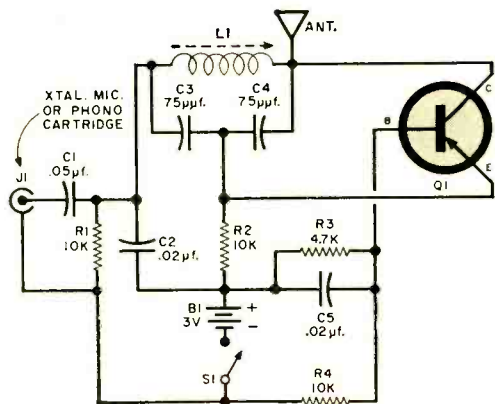


Fig. 3. Designed by Harry Hanson for use with a moderate-to-high-output crystal cartridge, this phono oscillator is tuned to a "dead" spot in the broadcast band by means of adjustable ferrite coil *L1*.

current by means of a carbon microphone (*Mic.*) in series with its base electrode and bypassed for r.f. by capacitor *C3*. Base bias is supplied through resistor *R1* which is bypassed by capacitor *C2*. The 6-volt battery (*B1*) and switch *S1* are bypassed by capacitor *C4*.

According to Ed, neither circuit layout nor lead dress is especially critical, although good wiring practice should be followed. He used a Raytheon Type CK760 in his model, but indicates that any *p-n-p* r.f. type should work as well; *n-p-n* units will also work if battery polarity is reversed.

Capacitors *C2*, *C3*, and *C4* are paper, mica, or ceramic units—working voltage is not critical. A standard half-watt resistor is used for *R1* (you may want to

experiment with its value if you use different transistors). Capacitor *C1* is a 365- $\mu$ f. padder or a miniature variable. Any s.p.s.t. switch will serve as *S1*—push-button, slide, toggle, or rotary. Battery *B1* can be a single 6-volt unit, such as a Burgess Type Z4, or may be made up of four penlight or flashlight cells connected in series.

Coils *L1* and *L2* are both hand-wound. Coil *L1* consists of No. 7/41 Belden litz wire, wound in a single close-spaced layer on a 7" x 0.33" ferrite rod (Lafayette MS-332); a quarter-inch of bare rod is left at each end of *L1*. Coil *L2* is made up by winding about 35 turns of No. 24 enameled wire directly on top of *L1*; Ed suggests experimenting with the exact number of turns on *L2* for optimum performance.

With the wiring completed and checked, the battery and transistor can be installed and the unit tested. The antenna (*Ant.*) is a 2' - 3' length of stiff wire—a straightened coat hanger will do—and a ground connection is optional. Be sure that the antenna you use is no longer than 10 feet including lead-in; this is the maximum length permitted by FCC regulations.

Tune a nearby receiver to a "dead" spot near the low-frequency end of the broadcast band and adjust *C1* until a signal is picked up. If the oscillator doesn't seem to be operating, try reversing the connections to *L2*. Final range depends on the size of antenna used, whether or not a ground connection is employed, on the individual characteristics of the transistor used, and on the sensitivity of your receiver.

Designed for use with a moderate-to-high-output crystal cartridge, Harry Hanson's circuit, shown in Fig. 3, is powered by a 3-volt battery (*B1*) made up of two flashlight cells connected in series. Transistor *Q1* is connected in the common-base arrangement and operates as a modified Colpitts oscillator. Feedback needed to start and maintain oscillation is provided by capacitive voltage divider *C3-C4*. Circuit operating frequency is determined by coil *L1* and the effective series capacity of *C3-C4*.

In operation, *Q1*'s base bias is supplied by voltage divider resistors *R3-R4*; capacitor *C5* bypasses *Q1*'s base circuit to  
(Continued on page 108)



# Across the Ham Bands

By  
**HERB S. BRIER**  
W9EGQ

## SSB vs. AM PHONE

**O**NE of the biggest controversies among phone hams for the past several years has been over the relative merits of conventional amplitude-modulated (AM) phone and single-sideband (SSB) phone. According to the latest ARRL ham club questionnaire, approximately 12% of the hams polled now have SSB equipment. Subtracting the number of hams who operate c.w. exclusively, approximately 30% of all *phone* hams can operate SSB.

Personally, I divide my phone operation nearly evenly between AM and SSB. And other hams I have quizzed on the subject do the same. The amount of time spent on each type of operation, however, varies greatly with the phone band involved and the time of day.

During peak operating hours, the number of AM and SSB stations on the 80-40- and 20-meter phone bands are about

equal. But during less crowded periods, the number of AM stations on the 80- and 40-meter bands may exceed SSB stations four to one; on the 20-meter phone band, where there is much activity any time the band is open, the percentage of SSB stations remains high and relatively constant.

**Output Power.** Let's see why SSB has become so popular and what advantages it has over AM. First, output power from an SSB transmitter is concentrated in one sideband (hence the name "single-sideband transmission") instead of being divided among the carrier and two sidebands, as in conventional AM signals. Because all power and information is

When L. "Kent" Zoll, W9AYW, Bluffton, Ind., was 15 years old, he saw his first ham station—about seven years ago. Three months later, he had his Novice license; and six months after that he passed his General Class exam. Since then, ham radio has been one thrill after another for him. Two special thrills were working Hawaii on 75-meter phone with low power, and arranging for a boyhood friend now in the Navy to talk to his parents for the first time in two years via Kent's station.

Kent is especially proud of being the current holder of the Indiana Radio Club's annual "Indiana's Outstanding Amateur Award," given in recognition of his being a credit to amateur radio in every way. To name a few: Kent is an ARRL emergency coordinator and holds several public service certificates; during the past six years, he has done an outstanding job as net control station operator of the morning Indiana Phone Net; and he also holds the Hoosier Courtesy Award. Kent would rather carry on an informal discussion with a nearby station than chase DX; however, he has worked most of the 50 states and some 15 countries.

When not hamming, Kent is assistant manager of a little league baseball team and is active in church doings. He is also co-author of a musical comedy, scheduled to be performed by a local theater group about this time.



**Ham of the Month**





Al Bagdon, KN9YJQ, (above), is having fun as a Novice while he prepares himself for the General exam.



George Wlodarski, K8ABR, is much easier to contact now than he was in 1957 as 5A3TF in Tripoli, Libya.

concentrated in one sideband, over twice as many SSB signals as AM signals can be accommodated in a given number of kilocycles. For the same reason, SSB signals enjoy a 6 to 9 db effective power advantage over AM signals. Therefore, the tougher the competition, the better SSB shows up.

To receive SSB signals, we must restore their missing carriers in the receiver by adjusting the receiver BFO precisely. This is the tricky part about receiving SSB signals. We do not have to worry about the missing sideband, because it is a "mirror image" of the one we are receiving.

Because SSB transmitters suppress the carrier and transmit only one of the two sidebands, they cost more than AM transmitters. Also, while AM can be received on practically any ham receiver, SSB cannot.

**Price Considerations.** For a ham on a limited budget, the high initial cost of a SSB rig is a problem. To indicate its magnitude, the least-expensive commercially available SSB transmitter, a 10-watt unit with plug-in coils, costs well over \$200.00—including necessary accessories. A 20-watt bandswitching version of this transmitter costs over \$300.00, also with accessories. For kits, prices are approximately 20% less. There is nothing currently available between 20 watts and 200 watts, but over that level there

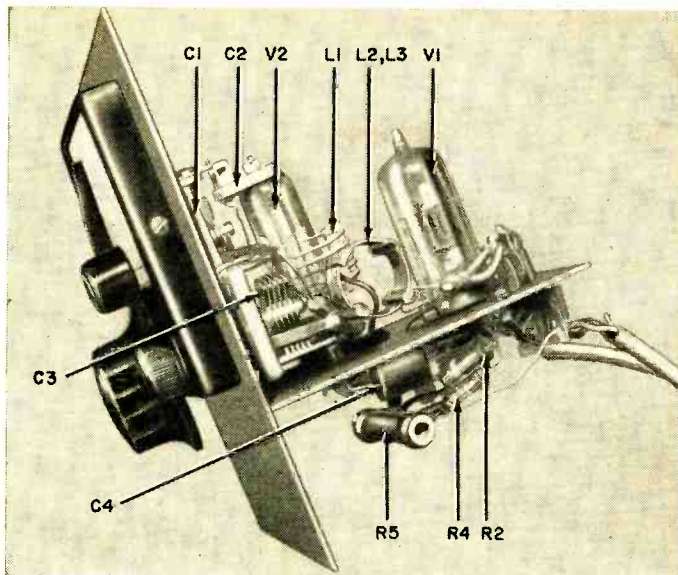
are half a dozen SSB transmitters in the \$450.00 to \$800.00 price range.

In contrast to these figures, several AM transmitters are available in kit or wired form, with power ratings up to 150 watts, which cost only \$70.00 to \$200.00. And don't let anybody tell you that you can't have a lot of fun on low-power AM, especially if you pick your operating times and bands carefully.

Most AM transmitters sold in recent years incorporate provision for SSB operation with an external SSB generator. However, unless a matching SSB generator is made for your rig, or its c.w. power rating is well over 200 watts, it will probably cost you less to trade in the old transmitter for a new SSB transmitter than to install an external generator on it. Nevertheless, an AM rig equipped with such a generator does make for flexible AM-SSB operation.

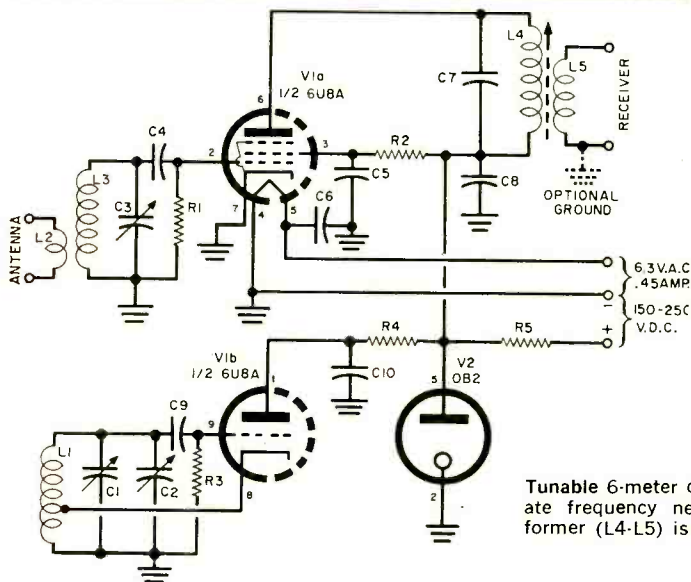
**Tuning Technique.** As I said earlier, almost any ham receiver will tune in AM signals, but SSB signals are extremely difficult to pick up on some of the older receivers designed before SSB became popular. This is also true of some of the less-expensive newer ham receivers.

Some hams believe that SSB signals are broader than AM signals. This is not true. Since an SSB signal varies from zero to maximum output in step with modulation, it constantly triggers the a.v.c. circuit of AM receivers tuned to ad-



## PARTS LIST

- C1—10- $\mu$ f. midget variable capacitor (Hammarlund HF-15 or equivalent—see text)  
 C2—35- $\mu$ f. ceramic trimmer capacitor (Centralab 820-C or equivalent)  
 C3—15- $\mu$ f. midget variable capacitor (Hammarlund HF-15 or equivalent—see text)  
 C4, C7, C9—100- $\mu$ f. mica capacitor  
 C5, C6, C8, C10—0.005- $\mu$ f., 500-w.v.d.c. disc ceramic capacitor  
 L1—4 $\frac{3}{4}$  turns of No. 18 wire,  $\frac{5}{8}$ " diameter, tapped  $1\frac{1}{4}$  turns from ground end (B & W 3006 or equivalent)  
 L2—2 turns of No. 20 wire,  $\frac{3}{4}$ " diameter, at ground end of L3 (see text)  
 L3—5 turns of No. 20 wire,  $\frac{3}{4}$ " diameter, 5/16" long (B & W 3001 or equivalent—see text)  
 L4—25 turns of No. 26 enameled wire close-wound on a  $\frac{3}{8}$ "-diameter slug-tuned coil form (Cambridge Thermionic LS3 or equivalent)  
 L5—5 turns of No. 22 insulated hookup wire wound over L4 at ground end  
 R1—1-megohm,  $\frac{1}{2}$ -watt resistor  
 R2—100,000-ohm,  $\frac{1}{2}$ -watt resistor  
 R3—27,000-ohm,  $\frac{1}{2}$ -watt resistor  
 R4—1000-ohm,  $\frac{1}{2}$ -watt resistor  
 R5—5000-ohm, 10-watt resistor  
 V1—6U8A tube  
 V2—OB2 tube  
 1—6" x 5" x 4" steel utility cabinet with attached chassis (Bud C-1796 or equivalent)  
 1—5-lug insulated terminal strip  
 1—2-lug insulated terminal strip  
 1—Vernier dial for C1 (Millen 10039 or equivalent)  
 Misc.—Tube sockets, hardware, etc.



Tunable 6-meter converter operates with intermediate frequency near 7 mc. Slug-tuned i.f. transformer (L4-L5) is hidden behind tube V2 in photo.

adjacent channels—which makes the SSB signal seem excessively broad. The way to handle the problem is to turn off the receiver a.v.c. circuit, advance the audio-gain control, and regulate volume manually with the r.f. gain control. This tuning technique will sharpen up many signals that seem broad—AM as well as SSB.

## SIMPLE 6-METER CONVERTER

This tunable converter will extend the tuning range of low- and medium-priced ham receivers to include the 50- to 54-mc.

band. The tunable feature combats the i.f. feedthrough problem often encountered with crystal-controlled converters.

**Construction.** Rigidity of construction is a must for good frequency stability. Therefore, the converter is built in a steel utility cabinet rather than an aluminum box. The 6" x 5" x 4" cabinet (Bud C-1796 or equivalent) has a chassis attached to its front panel; mount all the components on the chassis and front panel as shown.

Capacitor C1 is the main tuning con-  
 (Continued on page 116)



# Short-Wave Report

By **HANK BENNETT**  
W2PNA/WPE2FT

## BETWEEN THE MISSIONS

**I**N midwestern Canada there is a vast territory of 350,000 square miles served by a group of religious missionaries. This area stretches westward for some 700 miles from northwestern Ontario to the Saskatchewan-Alberta border and northward for about 500 miles from the 53rd parallel.

Heading up the huge mission area is the Rev. Paul Dumouchel. Serving under him are 80 men and 150 women. This relatively small band of missionaries must cover the 35 missions located within the territory. Imagine the almost impossible task of communicating in an area of this size where roads are few and far apart, and where such everyday conveniences as telephone, bus, rail, or air lines are almost nonexistent.

About three years ago, to overcome this tremendous communications problem, Rev. Dumouchel was given permission by the Canadian Department of Transport in Ottawa to establish a two-way short-wave radio network. At the moment there are about 24 stations in operation; others will be added as needed.

The frequencies assigned to this private network are 2240 and 4356 kc. The transmitters are rated at 25 watts and they, as well as the receivers, were manufactured by Spilsbury and Tindall of Vancouver. The equipment will operate on either 117 volts a.c. or 12 volts d.c. (Some of the outlying missions have no a.c. available; hence the

12-volt systems.) A half-wave, off-center-fed Hertz antenna is used at most of the stations.

Station operating hours are limited to 0800-0900 (emergency calls only) and 1900-2100 EST. The latter period is so divided that any station may call any other station for a contact not to exceed ten minutes. The Rev. Dumouchel is allotted thirty minutes to contact all of the stations.

Remember that this is a private network and roughly in the same category as some of the utility stations (aero, ship, telephone, and others). Therefore, anything heard may not be repeated by anyone other than the party for whom the message is intended. The Canadian



QSL cards from just two of the many religious short-wave stations.

Government, as well as our own Federal Communications Commission, has strict regulations governing the secrecy of transmissions from private stations.

Reports of reception may be addressed to Rev. Paul Dumouchel, The Pas, Manitoba, Canada.


*(Continued on page 122)*



# BECOME A RADIO TECHNICIAN For Only \$26.95

## BUILD 20 RADIO

**CIRCUITS AT HOME** **PRACTICAL** **only**  
**OR YOUR MONEY BACK!** **HOME** **\$26.95**  
**Progressive Radio "Edu-Kit"®** **COURSE**



Reg. U. S. Pat. Off

TRAINING ELECTRONICS TECHNICIANS SINCE 1946

**Now Includes**

- ★ 12 RECEIVERS
- ★ 3 TRANSMITTERS
- ★ SQ. WAVE GENERATOR
- ★ SIGNAL TRACER
- ★ AMPLIFIER
- ★ SIGNAL INJECTOR
- ★ CODE OSCILLATOR

**Unconditional Money-Back Guarantee**  
 It is understood and agreed that should the Progressive Radio "Edu-Kit" be returned to Progressive "Edu-Kits" Inc. for any reason whatever, the purchase price will be refunded in full, without quibble or question, and without delay.  
 The high recognition which Progressive "Edu-Kits" Inc. has earned through its many years of service to the public is due to its unconditional insistence upon the maintenance of perfect engineering, the highest instructional standards and 100% adherence to its Unconditional Money-Back Guarantee. As a result, we do not have a single dissatisfied customer throughout the entire world.

**YOU DON'T HAVE TO SPEND HUNDREDS OF DOLLARS FOR A RADIO COURSE**

The "Edu-Kit" offers you an outstanding PRACTICAL HOME RADIO COURSE at a rock-bottom price. Our Kit is designed to train Radio & Electronics Technicians, making use of the most modern methods of home training. You will learn radio theory, construction practice, and servicing. THIS IS A COMPLETE RADIO COURSE IN EVERY DETAIL. You will learn how to build radios, using regular schematics; how to wire and solder in a professional manner; how to service radios. You will work with the standard type of punched metal chassis as well as the latest development of Printed Circuit chassis. You will learn the basic principles of radio. You will construct, study and work with RF and AF amplifiers and oscillators, detectors, rectifiers, test equipment. You will learn and practice code, using the Progressive Code Oscillator. You will learn and practice trouble-shooting, using the Progressive Signal Tracer, Progressive Signal Injector, Progressive Dynamic Radio & Electronics Tester, Square Wave Generator and the accompanying instructional material.  
 You will receive training for the Novice, Technician and General Classes of F.C.C. Radio Amateur Licenses. You will build 20 Receiver, Transmitter, Square Wave Generator, Code Oscillator, Signal Tracer and Signal Injector circuits, and learn how to operate them. You will receive an excellent background for Radio, worthy many times the complete price of \$26.95. The Signal Tracer alone is worth more than the price of the entire Kit.  
 Absolutely no previous knowledge of radio or science is required. The "Edu-Kit" is the product of many years of teaching and engineering experience. The "Edu-Kit" will provide you with a basic education in Electronics and Radio, worthy many times the complete price of \$26.95. The Signal Tracer alone is worth more than the price of the entire Kit.

**THE KIT FOR EVERYONE**

You do not need the slightest background in radio or science. Whether you are interested in Radio & Electronics because you want an interesting hobby, to pay for your business or a job with a future, you will find the "Edu-Kit" a worth-while investment. Many thousands of individuals of all

ages and backgrounds have successfully used the "Edu-Kit" in more than 79 countries of the world. The "Edu-Kit" has been carefully designed step by step, so that you cannot make a mistake. The "Edu-Kit" allows you to teach yourself at your own rate. No instructor is necessary.

**PROGRESSIVE TEACHING METHOD**

The Progressive Radio "Edu-Kit" is the foremost educational radio kit in the world, and is universally accepted as the standard in the field of home radio training. The "Edu-Kit" uses the modern educational principle of "Learn by Doing." Therefore you construct, learn schematics, study theory, practice trouble-shooting—all in a closely integrated program designed to provide an easily-learned, thorough and interesting background in radio. You begin by examining the various radio parts of the "Edu-Kit." You then learn the function, theory and wiring of these parts. Then you build a simple radio. With this first set you will enjoy listening to regular broadcast stations, learn theory, practice testing and trouble-shooting. Then you build a more advanced radio, learn more advanced theory and techniques. Gradually, in a progressive manner, and at your own rate, you will find yourself constructing more advanced multi-tube radio circuits, and doing work like a professional Radio Technician.  
 Included in the "Edu-Kit" course are twenty Receiver, Transmitter, Code Oscillator, Signal Tracer, Square Wave Generator and Signal Injector circuits. These are not unprofessional "breadboard" experiments, but genuine radio circuits, constructed by means of professional wiring and soldering on metal chassis, plus the new method of radio construction known as "Printed Circuitry." These circuits operate on your regular AC or DC house current.

**THE "EDU-KIT" IS COMPLETE**

You will receive all parts and instructions necessary to build 20 different radio and electronics circuits, essential to operate. Our Kits contain tubes, tube sockets, variable, electrolytic, mica, ceramic and paper dielectric condensers, resistors, tie strips, coils, hardware, tubing, punched metal chassis, instructions Manuals, hook-up wire, solder, selenium rectifiers, volume controls and switches, etc.  
 In addition, you receive Printed Circuit materials, including Printed Circuit chassis, special tube sockets, hardware and instructions. You also receive a useful set of tools, a professional electrical soldering iron and a self-powered, dynamic Radio and Electronics Tester. The "Edu-Kit" also includes Code Instructions and the Progressive Code Oscillator. In addition to F.C.C.-type Questions and Answers for Radio Amateur License training, you will also receive a complete course in servicing with the Progressive Signal Tracer and the Progressive Signal Injector, a High Fidelity Guide and a Quiz Book. You receive Membership in Radio-TV Club, Free Consultation Service, Certificate of Merit and Discount Privileges. You receive all parts, tools, instructions, etc. Everything is yours to keep.

**FREE EXTRAS**

- SET OF TOOLS
- SOLDERING IRON
- ELECTRONICS TESTER
- PLIERS-CUTTERS
- ALIGNMENT TOOL
- WRENCH SET
- VALUABLE DISCOUNT CARD
- CERTIFICATE OF MERIT
- TESTER INSTRUCTION MANUAL
- HIGH FIDELITY GUIDE & QUIZZES
- TELEVISION BOOK & RADIO TROUBLE SHOOTING BOOK
- MEMBERSHIP IN RADIO-TV CLUB: CONSULTATION SERVICE & FCC AMATEUR LICENSE TRAINING
- PRINTED CIRCUITRY

**SERVICING LESSONS**

You will learn trouble-shooting and servicing in a progressive manner. You will practice repairs on the sets that you construct. You will learn symptoms and causes of trouble in home, portable and car radios. You will learn how to use the professional Signal Tracer, the unique Signal Injector and the dynamic Radio & Electronics Tester. While you are learning in this practical way, you will be able to do many a repair job for your friends and neighbors, and charge fees which will far exceed the price of the "Edu-Kit." Our Consultation Service will help you with any technical problems you may have.  
 J. Stalakis, of 25 Poplar Pl., Waterbury, Conn., writes: "I have repaired several sets for my friends and made money. The "Edu-Kit" paid for itself. I was ready to spend \$240 for a course, but I found your ad and sent for your Kit."

**FROM OUR MAIL BAG**

Bon Valerio, P. O. Box 21, Magna, Utah: "The Edu-Kits are wonderful. Here I am sending you the questions and also the answers for them. I have been in Radio for the last seven years, but like to work with Radio Kits, and like to build Radio Testing Equipment. I enjoyed every minute. I worked with the different kits: the Signal Tracer works fine. Also like to let you know that I feel proud of becoming a member of your Radio-TV Club."  
 Robert L. Shuff, 1534 Monroe Ave., Huntington, W. Va.: "Thought I would drop you a few lines to say that I received my Edu-Kit, and was really amazed that such a bargain can be had at such a low price. I have already started repairing radios and phonographs. My friends were really surprised to see me get into the swing of it so quickly. The Troubleshooting Tester that comes with the Kit is really swell and finds the trouble, if there is any to be found."

**PRINTED CIRCUITRY**

At no increase in price, the "Edu-Kit" now includes Printed Circuitry. You build a Printed Circuit Signal Injector, a unique servicing instrument that can detect many Radio and TV radio construction is now becoming popular in commercial radio and TV sets.  
 A Printed Circuit is a special insulated chassis on which has been deposited a conducting material which takes the place of wiring. The various parts are merely plugged in and soldered to terminals.  
 Printed Circuitry is the basis of modern Automation Electronics. A knowledge of this subject is a necessity today for anyone interested in Electronics.


**ORDER DIRECT FROM AD—RECEIVE FREE BONUS RESISTOR AND CONDENSER KITS WORTH \$7**

- Send "Edu-Kit" postpaid, I enclose full payment of \$26.95.
  - Send "Edu-Kit" C.O.D. I will pay \$26.95 plus postage.
  - Rush me FREE descriptive literature concerning "Edu-Kit."
- Name \_\_\_\_\_  
 Address \_\_\_\_\_

**PROGRESSIVE "EDU-KITS" INC.**

1186 Broadway, Dept. 577D, Hewlett, N. Y.

# THERE'S A NEW HEATH KIT FOR EVERYONE IN THE FAMILY!



*fits both space and dollar budgets!*

## COMPLETE STEREO-PHONO CONSOLE WIRED OR KIT

Less than 3' long and end-table height, yet its six speakers assure rich, room-filling stereo! Smooth "lows" are delivered by two 12" woofers, "mid-range" and "highs" are sparkingly reproduced by two 8" speakers and two 5" cone-type tweeters mounted at wide dispersal angles in the cabinet. The "anti-skate" 4-speed automatic stereo/mono record changer has diamond and sapphire styli. Concentric volume and separate dual bass and treble tone controls are within easy reach. Superbly styled with solid genuine walnut frame, walnut veneer front panel, and matching "wood-grained" sliding top, the cabinet measures just 31 3/4" L x 17 3/4" W x 26 1/4" H. Whether you buy the ready-to-play or kit form, the cabinet is factory assembled and finished; to build the kit, just wire the amplifier and install the changer and speakers. 70 lbs.

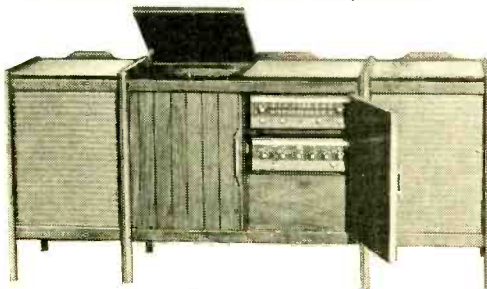
Model GD-31 (kit) . . . \$13 dn., \$11 mo. . . . . **\$129.95**  
 Model GDW-31 (wired) . . . \$15 dn., \$13 mo. . . . . **\$149.95**



## INTRODUCING

*... a superb new line of Stereo Hi-Fi Consoles . . .*

**FACTORY ASSEMBLED, ready to play!**



## COMPLETE 28-WATT AND 50-WATT STEREO CONSOLES

Now you can buy Heath stereo components factory-wired and tested with beautiful preassembled, prefinished cabinets . . . ready to plug in and enjoy. The consoles are available in both 28 and 50 watt models, with money-saving optional kit plans. The 28-watt model (HFS-26) contains the Heathkit AJ-10 stereo AM/FM tuner, SA-2 stereo amplifier, AD-50A stereo record changer and two US-3 12" coaxial hi-fi speakers. The 50-watt model (HFS-28) contains the Heathkit AJ-30 Deluxe stereo AM/FM tuner; AA-100 Deluxe stereo amplifier; AD-60B Deluxe stereo record changer and two Jensen H-223F coaxial 2-way 12" hi-fi speakers. Specify walnut or mahogany.

Model HFS-26 (wired) . . . 215 lbs. . . . . **\$475.00**  
 Model HFS-27 (kit) . . . \$37.00 dn. . . . . **\$370.00**  
 Model HFS-28 (wired) . . . 264 lbs. . . . . **\$675.00**  
 Model HFS-29 (kit) . . . \$55.00 dn. . . . . **\$550.00**

Cabinets available separately, write for information.

**HEATHKIT** by **DAYSTROM**

**HEATH COMPANY / Benton Harbor, Michigan**



NOW ONLY  
**HEATH**  
BRINGS YOU  
**ALL 3!**



1.  
HEATHKIT  
for  
do-it-yourself  
hobbyists.

2.  
HEATHKIT  
factory-built,  
ready to use.

3.  
HEATHKIT  
learn-by-doing  
Science Series  
for youngsters.



**PORTABLE 4-TRACK STEREO  
TAPE RECORDER KIT**


Delight to the vast treasures available to you in popular 4-track pre-recorded stereo tapes . . . make your own 4-track stereo home recordings . . . (you can even use it as a hi-fi center to amplify and control hi-fi tuners, record players, etc.) Has "record," "play," "fast-forward" and "rewind" functions, 2 speeds (3 $\frac{3}{4}$ " and 7 $\frac{1}{2}$ " per second). Controls include: individual tone balance controls for each channel; level controls; monitoring switch for each channel to let you hear programs as they are being recorded; and a pause button for tape editing. Two "eye-tube" indicators provide control of recording levels. Speaker wings may be detached. Cabinet and tape mechanism are completely preassembled. A storage compartment is provided for tape and accessories. 49 lbs.

Model AD-40...\$18 dn., \$16 mo. . . . . **\$179.95**

**STEREO/MONO  
PORTABLE PHONO KIT**

From jazz to classics, the younger set will have stereo wherever they go! Plays either stereo or mono records on its top quality 4-speed automatic changer with diamond and sapphire styli. Has detachable stereo speaker wing and complete tone and stereo balance controls. Record changer and cabinet are factory-assembled, the kit is a "snap" to build. 15 $\frac{1}{2}$ " x 18" x 8 $\frac{3}{4}$ ", 28 lbs.


Model GD-10...\$7 dn. . . . . **\$69.95**



**ACOUSTIC SUSPENSION SPEAKER SYSTEM KIT**

Using the revolutionary "acoustic suspension principle" licensed to Heath by Acoustic Research, Incorporated, the AS-10 meets and surpasses performance of speaker systems three to four times its size. The 10" bass speaker and two 3 $\frac{1}{2}$ " hi-frequency speakers cover 30 to 15,000 cps with fantastic brilliance and fidelity! Use in upright or horizontal position. Cabinets pre-assembled and unfinished. 32 lbs.

Model AS-10U (unfinished)...\$6 dn., \$6 mo. . . . . **\$59.95**  
Model AS-10M (mahogany)...\$6.50 dn., \$6 mo. . . . . **\$64.95**  
Model AS-10W (walnut)...\$6.50 dn., \$6 mo. . . . . **\$64.95**



**DELUXE AM/FM STEREO TUNER**

Exciting new styling and advance-design features rocket this new Heathkit to the top of the stereo hi-fi value list! Featured are: complete AM, FM and simultaneous stereo AM/FM reception, plus a multiplex adapter output; individual flywheel tuning; individual tuning meters on each band; FM automatic frequency control (AFC); and AM bandwidth switch. 24 lbs.

Model AJ-30 (kit) . . . \$9.75 dn., \$9 mo. . . . . **\$97.50**  
Model AJW-30 (wired) . . . \$15.30 dn., \$13 mo. . . . . **\$152.95**



**DELUXE 50-WATT STEREO AMPLIFIER**

Look-alike companion to the tuner above, here's two 25-watt channels hi-fi-rated and loaded with extras! Mixed-channel center speaker output; "function selector" for any mode of operation; stereo reverse, balance and separation controls; ganged volume and separate concentric bass and treble tone controls. 5 $\frac{1}{2}$ " H, 15 $\frac{3}{4}$ " W, 13 $\frac{1}{2}$ " D. 31 lbs.

Model AA-100 (kit) . . . \$8.50 dn., \$8 mo. . . . . **\$84.95**  
Model AAW-100 (wired) . . . \$14.50 dn., \$13 mo. . . . . **\$144.95**



8 new, exciting Heathkit® products on following pages



# HEATHKIT®... pioneer in do-it-yourself

NOW . . . BUY YOUR HEATHKIT FOR as low as \$2.50 DOWN! Yes, under the new, easy Heath Time Payment Plan, orders of \$25.00 or more can be purchased for just 10% down . . . and up to 18 FULL MONTHS ON BALANCE for orders of \$300 to \$600.

So, don't wait . . . enjoy that Heathkit you've wanted so long NOW . . . for just a small amount down, and pay the balance in easy monthly installments!



## ANNOUNCING THE ALL-NEW HEATHKIT "WARRIOR" GROUNDED-GRID KILOWATT LINEAR . . . ONLY \$229.95

Here's news to rock the entire Amateur Radio world! The new desk-top Heathkit "Warrior" matches any unit on the market feature for feature with no quality short cuts and slashes the price in half! *Completely Self-Contained*—amplifier and HV, filament, and bias supplies are built in. *Versatile*—drives with 50 to 75 watts, no matching or swamping network required. *Efficient*—stable g-g circuit puts part of drive in output for up to 70% efficiency. *Inexpensive Tubes*—four paralleled 811A's and two 866A's. *Dynamic Regulation*—big oil-filled capacitor and 5-50 henry swinging choke for high peak power output with low distortion. *Design*—special low-capacity filament transformer requires less driving power and eliminates broad-band filament RF choke. *Monitoring*—gives constant output to scope regardless of frequency. *Easily Assembled*—average time 8 hours. *Bands*—80 through 10. *Max. Power Input*—SSB-1000 watts PLP; CW-1000 watts; AM-400 watts (500 using controlled carrier mod.); RTTY-650 watts. Write for Complete Information.

Model HA-10 . . . 100 lbs. . . \$23.00 dn., \$20.00 mo. . . . \$229.95



## DELUXE SERVICE BENCH VTVM KIT

Greater accuracy and convenience for precision testing. Big 6". 200 ua meter has longer scales plus separate 1.5v and 5v AC scales. Wider frequency coverage with greater precision is made possible through use of 1% resistors and husky capacitors. Other deluxe features include high-visibility meter and controls; recessed thumb-wheel "zero" and "ohms adjust" controls. Measures AC and DC volts to 1500 in 7 ranges; resistance from .1 ohm to 1,000 megohms in 7 ranges. Db calibrations for relative voltage measurements selected to give 10 db steps between ranges. Test leads included. 9½" H x 6½" W x 5" D. 7 lbs.

Model IM-10 . . . \$3.30 dn., \$5.00 mo. . . . \$32.95



## NEW ISOLATION TRANSFORMER KIT

The IP-10 presents a significant improvement in isolation transformers. Provides output voltage from 90-130v in 0.75v steps at 300 watts continuous duty. 500 watts intermittent duty, with 117v input—ample power for even color TV servicing. Built-in meter continuously monitors output voltage with ± 1 volt accuracy (linear scale is electronically expanded to cover 90-140v). Power line input voltage can also be measured by operating spring-return slide switch on front panel. Fused primary. Measures 6½" W x 9½" H x 5" D. 22 lbs.

Model IP-10 . . . \$5.50 dn., \$5 mo. . . . \$54.95



## NEW FOR THE SIX & TWO METER VHF NOMADS . . .

The new "Shawnee" 6-meter and "Pawnee" 2-meter Heathkit transceiver kits bring a new definition to superior performance. And each offers complete AM and CW facilities with the greatest array of features anywhere! *Single Knob Tuning*—tracked VFO and exciter stages. *10 Watt Output*—6360 dual tetrode. *Built-In Low Pass Filter*. *Three-way Power Supply*—built-in for 117vac, 6vdc or 12vdc with separate DC and AC plugs and cables included. *Dual-Purpose Modulator*—10 watts for high level plate modulation or 15 watts for PA operation. *Double Conversion Receiver*—crystal controlled lust oscillator. *Voltage Regulation*—on all oscillators. *Complete Controls*—up front on the panel for transmitter and receiver. *Tuning Meter*—auto-switched for signal strength or relative power output. *Slide Rule Dial*—seven inches of spread for receiver and VFO, edge lighted. *VFO or Crystals*—front panel switch of vfo or four crystals for novice, CAP, MARKS or net operation. *Spot Switch*—zero in signals with transmitter off. *Complete Shielding*—power supply, final and receiver front end. *Ceramic Microphone*—push-to-talk with coiled cord. And many more—Write for Information. 34 lbs.

Model HW-10 . . . 6 meter, or HW-20 . . . 2 meter \$20 dn., \$17 mo. . . . \$199.95

HEATH COMPANY / Benton Harbor, Michigan

# electronics—always the leader!

now a new improved  
6 meter model  
joins this famous  
transceiver series



## 2, 6 & 10 METER TRANSCIVER KITS

The new 6 meter HW-29A joins "Tener" and "Twoer" to bring you top transceiver values. Like "Twoer," the new HW-29A multiplies to its output frequency from an 8 mc crystal for greater stability. All models have crystal-controlled, 5 watt input transmitters and tunable super-regen receivers that pull in sigs as low as 1 uv. . . FB for emergency work and "local" nets. Each includes transmit-receive switch, metering jack, ceramic mike and two power cables. Less crystal. 10 lbs.

- Model HW-19...10 meter... \$4 dn., \$5 mo. .... **\$39.95**
- Model HW-29A...6 meter... \$4.50 dn., \$5 mo. .... **\$44.95**
- Model HW-30...2 meter... \$4.50 dn., \$5 mo. .... **\$44.95**
- Model HWM-29-1... Converts early "Sixer" to "A" model.  
1 lb. .... **\$4.95**



## HEATHKIT BASIC RADIO COURSE

Here's a new 2-part series in basic radio for youngsters and adults. "Basic Radio—Part I," available now, teaches radio theory in everyday language, common analogies, and no difficult mathematics. Experiments performed with radio parts supplied result in a regenerative radio receiver. "Part II" of the series, which will be ready March 1, advances your knowledge of radio theory and supplies additional parts to extend your Part I receiver to a 2-band superheterodyne circuit.

- Model EK-2A... "Part I"... 8 lbs. .... **\$19.95**

# FREE CATALOG

Send today for your Free Copy of the latest Heathkit Catalog showing over 200 Heathkit items for hi-fi fans, amateur radio operators, students, technicians, marine enthusiasts, sports car owners and hobbyists. Many Heathkit products are now available in both kit and wired form!



**ATTENTION MARINERS!**  
Keep a "weather-eye" peeled for announcement of a new Heathkit SHIP-TO-SHORE RADIOTELEPHONE... COMING SOON!



be your own  
"tune-up" specialist!

## NEW ELECTRONIC IGNITION ANALYZER KIT

Checks ignition faults quickly and accurately. One simple hook-up to ignition wiring, and the 10-20 does the rest! No removing plugs, wiring or other engine parts. Checks engine in operation. Switch selection of primary, secondary, parade or superimposed patterns without changing leads to the engine. Detects shorted plugs, defective distributor points, defective wiring, coil and condenser problems, incorrect dwell time, worn distributor parts, etc. Features improved trigger circuit for locked-in patterns without trigger level adjustment; 2-1 vertical and 10-1 horizontal expansion. 8" H x 9½" W x 16" D. 22 lbs.

- Model 10-20... \$8.95 dn., \$9.00 mo. .... **\$89.95**

## MONEY BACK GUARANTEE

Heath Company unconditionally guarantees that each Heathkit product, whether assembled by our factory or assembled by the purchaser in accordance with our easy-to-understand instruction manual, must meet our published specifications for performance or your purchase price will be cheerfully refunded.

ORDER DIRECT BY MAIL OR SEE YOUR HEATHKIT DEALER

HEATHKIT by DAYSTROM

HEATH COMPANY  
Benton Harbor 10, Michigan

**ORDERING INSTRUCTIONS**  
Fill out the order blank below. Include charges for parcel post according to weights shown. Express orders shipped delivery charges collect. All prices F.O.B. Benton Harbor, Mich. A 20% deposit is required on all C.O.D. orders. Prices subject to change without notice.

Please send the following HEATHKITS:

ITEM	MODEL NO.	PRICE

Ship via ( ) Parcel Post ( ) Express ( ) COD ( ) Best Way

( ) SEND MY FREE COPY OF YOUR COMPLETE CATALOG

Name \_\_\_\_\_

Address \_\_\_\_\_

City \_\_\_\_\_ Zone \_\_\_\_\_ State \_\_\_\_\_

Dealer and export prices slightly higher.



By  
**JOHN T. FRYE**  
W9EGV

## **Carl and Jerry**

### **Below the Red**

**C**ARL AND JERRY had rushed into their basement laboratory with a parcel post package that had just been delivered. They were so busy tearing open the package that they didn't notice their friend, Chief of Police Morton, standing in the still-open door until he coughed politely.

"Hey, Chief, how did you sneak up on us like that?" Carl demanded. As Chief Morton came in, Carl closed the door behind him.

"It wasn't hard," the chief said, sitting down on the worn leather sofa. "You two were so intent on getting into that box that seventy-six trombones could have marched in without your noticing."

Carl and Jerry parked themselves on either side of him. "Is this a social visit?" Carl asked bluntly.

"Nope. None of my visits here are. I only come when I have a problem and need your particular brand of help."

"Good!" Jerry said eagerly. "What's the problem?"

"It's a nasty one," the chief began with a deep sigh. "Dope peddlers have hit our town in the last few weeks. As usual, they're starting out with 'reefers,' or marijuana cigarettes, and are concentrating on the young crowd.

"The peddlers can always depend on finding a few characters with infantile minds who are willing to jeopardize their sanity, health, and even life itself by messing around with the stuff, either out of curiosity or for a so-called thrill. Once the youngsters are hooked, of course, the dope syndicate will move in with cocaine, heroin, and the other big money-makers.

"But we're determined to smash this thing before it gets started. If we can catch a 'pusher' getting the stuff from his contact, one or both may talk and drag in some of the bigger boys; but even if they make like clams, the syndicate will receive notice that the town is too hot for them to get a foothold and will pull out."

"So where's the problem?" Jerry asked impatiently.

"So we've got to see the contact man give the cigarettes to the pusher and then catch the pusher with the stuff on his person. We haven't been able to do this in spite of a big break we got. A friend of mine on the Chicago narcotics squad happened to be passing through town and spotted a syndicate man, whose specialty is opening up new territories, at a down-town hotel. He identified the man in our mug book, and we've quietly kept him under surveillance ever since. He goes under the name of Rossi, and we've actually seen him passing reefers to pushers."

"Then why didn't you arrest him?" Carl demanded.

"We've got to catch the receiver with the goods on his person before we can make an arrest of either party stick. And we must move carefully so as not to



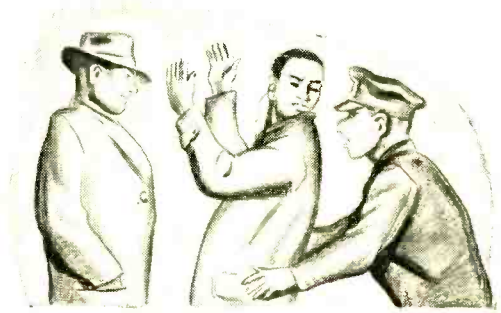


tip off Rossi we're on to him. If he's scared off before we can nail him, we've lost our only contact with the ring.

"He passes the stuff while walking along with that big crowd that pours out of the office buildings on both sides of his hotel at lunch time. You know what a pushing, shoving, shoulder-to-shoulder proposition that is for about ten minutes. He simply brushes past the pusher and drops the package of reefers into the latter's overcoat pocket.

"We saw him do it as we watched from a second-floor room overlooking the street. Next day we had a man right on this same pusher's coat-tail when he and Rossi were taking their noonday saunter, but they never went near each other. Somehow one or both of them knew the pusher was being tailed.

"Then we played it another way. Our man was stationed up the block in the direction that lunch crowd moves. We were in contact with him by means of a tiny radio receiver he carried in his pocket. When we saw Rossi pass the cigarettes, we flashed the word to our man along with a description of the guy



who got them. This was easy because the guy was wearing a hearing aid and a light tan overcoat.

"Our man grabbed him and made a quick search there and a more thorough search down at headquarters, but he was clean. Later, in the gutter close to where the contact had been made, we found the package of reefers. The pusher had been tipped and had gotten rid of them."

**I** STILL don't see where we come in," Carl complained.  
 "You will," retorted Chief Morton. "So we pretended we were shaking down all

**TV-RADIO Servicemen or Beginners . . .**

Send for *Coyne's*  
**7-Volume Job-Training Set**  
 on 7-Day **FREE TRIAL!**



The First  
 Practical  
 TV-RADIO-  
 ELECTRONICS  
 Shop  
 Library!

**Answers ALL Servicing Problems QUICKLY . . .**  
**Makes You Worth More On The Job!**

Put money-making, time-saving TV-RADIO-ELECTRONICS know-how at your fingertips—examine Coyne's all-new 7-Volume TV-RADIO-ELECTRONICS Reference Set for 7 days at our expense! Shows you the way to easier TV-Radio repair—time saving, practical working knowledge that helps you get the BIG money!—How to install, service and align ALL radio and TV sets, even color-TV, UHF, FM and transistorized equipment. New photo-instruction shows you what makes equipment "tick." No complicated math or theory—just practical facts you can put to use immediately right in the shop, or for ready reference at home. Over 3000 pages; 1200 diagrams; 10,000 facts!

**SEND NO MONEY!** Just mail coupon for 7-Volume TV-Radio Set on 7-day FREE TRIAL! We'll include the FREE BOOK below. If you keep the set, pay only \$3 in 7 days and \$3 per month until \$27.25 plus postage is paid. Cash price only \$24.95. Or return set at our expense in 7 days and owe nothing. Either way, the FREE BOOK is yours to keep. Offer limited, so act NOW!

**"LEARNED MORE FROM THEM THAN FROM 5 YEARS WORK!"**  
 "Learned more from your first two volumes than from 5 years work."  
 —Guy Bliss, New York

"Swell set for either the serviceman or the beginner. Every service bench should have one."  
 —Melvin Masbruch, Iowa

**FREE DIAGRAM BOOK!**

We'll send you this big book, "150 Radio-Television Picture Patterns and Diagrams Explained", ABSOLUTELY FREE just for examining Coyne's 7-Volume Shop Library on 7-day FREE TRIAL! Shows how to cut servicing time by reading picture-patterns and plus schematic diagrams for many TV and radio sets. Yours FREE whether you keep the 7-Volume Set or not! Mail coupon TODAY!



**Like Having An Electronics Expert Right At Your Side**

**VOL. 1—EVERYTHING ON TV-RADIO PRINCIPLES!** 300 pages of practical explanations; hundreds of illustrations.

**VOL. 2—EVERYTHING ON TV-RADIO-FM RECEIVERS!** 403 pages; fully illustrated.

**VOL. 3—EVERYTHING ON TV-RADIO CIRCUITS!** 336 pages; hundreds of illustrations, circuit diagrams.

**VOL. 4—EVERYTHING ON SERVICING INSTRUMENTS!** How they work, how to use them. 368 pages; illustrated.

**VOL. 5—EVERYTHING ON TV TROUBLESHOOTING!** Covers all types of sets. 437 pages; illustrations, diagrams.

**VOL. 6—TV CYCLOPEDIA!** Quick and concise answers to TV problems. In alphabetical order, including UHF, Color TV and Transistors; 868 pages.

**VOL. 7—TRANSISTOR CIRCUIT HANDBOOK!** Practical Reference covering Transistor Applications; over 200 Circuit Diagrams; 410 pages.

**BOOKS HAVE BRIGHT, VINYL CLOTH WASHABLE COVERS**

**FREE BOOK—FREE TRIAL COUPON!**

Educational Book Publishing Division  
**COYNE ELECTRICAL SCHOOL**  
 1455 W. Congress Parkway, Dept. 21-PE, Chicago 7, Ill.  
 Yes! Send me COYNE'S 7-Volume Applied Practical TV-RADIO-ELECTRONICS Set for 7-Days FREE TRIAL per offer. Include "Patterns & Diagrams" book FREE!

Name . . . . . Age . . . . .

Address . . . . .

City . . . . . Zone . . . . . State . . . . .

Check here if you want Set sent C.O.D. Coyne pays postage on C.O.D. and cash orders. 7-Day Money-Back Guarantee.

**Coyne** Educational Book Publishing Division  
**ELECTRICAL SCHOOL**  
 1455 W. Congress Parkway Dept. 21-PE Chicago 7, Illinois

# TV PICTURE TUBES AT LOWEST PRICES

NEW TUBES 14RP4-\$16.95 14W/ZP4-\$16.95 17BJP4-\$19.95  
17BZP4-\$19.95 21CEP4-\$22.95 21DEP4-\$22.95  
ALL ALUMINIZED: 24AEP4-\$26.95 24AHP4-\$26.95

10BP4 \$ 7.95	16WP4 \$12.00	17TP4 \$17.00	21EP4 \$13.50
12LP4 8.50	16PT4 9.95	19AP4 16.00	21FP4 14.50
14B/CP4 9.95	17AVP4 12.50	20CP4 13.50	21WP4 14.00
16DP4 12.00	17BP4 9.95	20HP4 14.50	21YP4 14.50
16EP4 12.75	17CP4 17.00	21AP4 22.10	21ZP4 13.50
16GP4 14.50	17GP4 17.60	21ALP4 15.75	24CP4 23.50
16KP4 9.95	17HP4 12.50	21AMP4 15.75	24DP4 24.50
16LP4 10.95	17LP4 11.50	21ATP4 15.75	27EP4 39.95
16RP4 9.95	17QP4 9.95	21AUP4 15.75	27RP4 39.95

## 1 YEAR WARRANTY

Aluminized tubes \$3.00 for 21"; \$5.00 for 24" and 27" additional. Prices include the return of an acceptable similar tube under vacuum. These tubes are manufactured from reprocessed used glass tubes. All materials including the electron gun are brand new.

ALL PRICES FOB CHICAGO, ILLINOIS. Deposit required, when old tube is not returned, refundable at time of return. 25¢ deposit required on C.O.D. shipments. Old tubes must be returned prepaid. Tubes shipped Rail Express. We ship to the Continental U. S. and Canada, only.

WRITE FOR COMPLETE LIST

—PICTURE TUBE OUTLET—  
1923 MILWAUKEE AVE., CHICAGO 18, ILLINOIS  
Dickens 2-2048

## NEW KITS FROM AMERICA'S ELECTRONIC CENTER!



Now—from America's electronics center—Packard Bell, West's oldest and largest radio-TV manufacturer brings you big name radio kits. These are actual production line favorites in kit form. There's a fine 4-tube clock radio and also a powerful 5-tube table radio. Hand-wiring throughout, Alnico-5 speakers, superheterodyne circuits, famous P-B tone and sensitivity. Instructions and all parts included. Shipping prepaid. It's rewarding to make a big name radio. Order yours now. (Model 5R-1 table radio, \$15.95—Model 4RC-1 Clock radio, \$19.95. Calif. residents add 4% sales tax.) Send check or money order to: Dept. D, Electronic Kits Supply Co.,

1727 Glendale Blvd., Los Angeles 26, California

## SCIENCE ENGINEERING

B.S. Degree—36 mos. • B.E. degree—27 mos.

Accelerated year-round program. Aero., Chemical, Civil, Elec., Mech., Metallurgical; Math., Chemistry, Physics. Modest rate. Earn board. New classes start March, June, July, Sept., Jan. Catalog. 2321 E. Washington Blvd., Fort Wayne 2, Indiana.

## INDIANA TECHNICAL COLLEGE

LEARN TO DRAW, READ BLUEPRINTS,  
SCHEMATICS, WIRING DIAGRAMS

Draw Any Mechanical, Electronics, Archi-  
tectural and Art Drawing or Painting

SELF STUDY COURSES & Drafting Room Essentials available in simplified form. Plan 1: Send \$2.00 for any one of the above desired "Individual" chapters. Plan 2: Send \$8.75 for the "Special Main Chapters" of our book entitled "Encyclopedia of Drawing & Design" for home study or school text. (Author's experience: Chief Draftsman, Art Director, Engineer) Publisher

Louis D. Prior, Inc., Dept. PE-12, 23-09 169th St., Whitestone 57, N. Y.

suspicious characters looking for some hot jewels. This gave us an excuse to examine the pusher's hearing aid in our laboratory and discover that it wasn't a hearing aid at all but a miniature radio receiver. We checked the operating frequency and gave it back without letting on; but the next day, while Rossi was trying to make a contact, we listened on that frequency and made some interesting discoveries.

"The dope ring has a member concealed where he can watch the street just as we are doing. He uses a short-range transmitter to talk to both Rossi and the man he's to contact and to direct them toward each other. If this watcher sees that either of the two is being tailed, he passes the word and contact is avoided.

"When Rossi and the pusher were apparently getting close to each other, we played a hunch and said a few words on our short-distance transceiver. Instantly we heard the voice of the concealed man bark, 'No contact! I hear the cops close by.' When Rossi heard this, he wheeled right around and went back to his hotel. At the same time we saw another guy, altogether different from the one we had picked up but wearing the same kind of 'hearing aid', turn around and start in the other direction.

"Obviously that concealed joker monitors our frequencies, too. That's how the pusher knew we were going to grab him and ditched the cigarettes before we could do so. We could change frequency, of course, but our technician doubts it would do any good. He says the syndicate man is probably using a gadget he calls a "Panadaptor" that permits the man to scan a whole broad band of frequencies displayed on a cathode-ray oscilloscope and to spot instantly any strange radio signal that pops on."

"How about jamming his frequency?" Jerry suggested.


"That would just reveal that we're on their trail. No, what we need is some means of short-range communication that's reliable, fast, and secret. It must be fast enough to relay a complete description of the person carrying the dope in a few seconds. That rules out hand signs and blinker signals. I was hoping you boys could come up with an idea."

The boys looked at each other. Then

# RCA training at home can be the smartest investment you ever made


Look what you get in the Course in Radio and Electronic Fundamentals

**40 Fascinating THEORY LESSONS**




Containing all the basic principles of radio and electronics in easy-to-understand form.

**40 EXPERIMENT LESSONS**



Each containing absorbing, practical experiments bound together in 20 books.

**40 SERVICE PRACTICES**




Full of practical, time-saving and money-saving servicing tips, bound into 20 books.

## PLUS ALL THIS AT NO EXTRA COST...

**15 KITS**

to build a Multimeter, AM Receiver and Signal Generator. Kits contain new parts for experiments, integrated so as to demonstrate what you learn in the lessons and to help you develop technical skills. Each kit is fun to put together!

**MULTIMETER**




A sensitive precision measuring instrument you *build* and use on the job. Big 4½" meter with 50 micro-amp meter movement. 20,000 ohms-per-volt sensitivity d-c, 6,667 a-c.

**AM RECEIVER**



Have the satisfaction of building your own radio receiver with this high-quality 6-tube superheterodyne set. Big 5" speaker, fine tone!

**SIGNAL GENERATOR**



A "must" for aligning and trouble-shooting receivers. Build it for your own use. 170 KC to 50 MC fundamental frequencies for all radio and TV work.

Practical work with the very first lesson! Pay-only-as-you-learn! No long-term contracts to sign! No monthly installment payments. Pay only for one study group at a time if and when you order it!

Stake out your future in electronics now!

**SEND FOR OUR FREE HOME STUDY CATALOG TODAY!**



Just fill out this card and drop it in the mail—no postage needed. ➔

**RCA INSTITUTES, INC.**

A Service of Radio Corporation of America • 350 W. 4th St., New York 14, N. Y. • 610 S. Main St., Los Angeles 14, Calif.



The Most Trusted Name in Electronics

**RCA INSTITUTES INC.** Home Study School, Dept. PE-21

A Service of Radio Corporation of America  
350 West Fourth Street, New York 14, N. Y.

Without obligation, rush me the FREE 64-page illustrated book describing your electronic training program (check one). No salesman will call.

Home Study  Los Angeles Resident School  New York Resident School

Name .....  
(Please Print)

Address .....

City .....Zone.....State.....

Veterans: Enter discharge date.....

**CANADIANS**—Take advantage of these same RCA courses at no additional cost. No postage, no customs, no delay. Enclose this card in envelope and mail to: RCA Victor Company, Ltd., 5581 Royalmount Ave., Montreal 9, Quebec.





## RCA TRAINING CAN BE THE SMARTEST INVESTMENT YOU EVER MAKE

With RCA Institutes Home Study training you set your own pace in keeping with your own ability, finances and time. You get prime quality equipment as a regular part of the course . . . and you never have to take apart one piece to build another. Perhaps most important, RCA's liberal Pay-As-You-Learn Plan is the most economical home study method *because you pay only for lessons as you order them . . . one study group at a time!* If you drop out at *any time, for any reason*, you do not owe RCA one penny! No other obligations! No installment payments required! Licensed by New York State Education Department.

### Choose YOUR FUTURE from this list of courses:

- Radio and Electronic Fundamentals (see reverse side)
- Television Servicing
- Color Television
- Electronics for Automation
- Transistors

# START YOUR CAREER IN ELECTRONICS NOW AT RCA INSTITUTES in Los Angeles-New York City

CHOOSE FROM THIS LIST . . .

	Course	Qualifications	Length of Course
A	Advanced Electronic Technology (I-3)	High School grad, with Algebra, Physics or Science	Day 2¼ yrs. Eve. 6¾ yrs.
B	TV and General Electronics (V-7)	2 yrs. High School, with Algebra, Physics or Science	Day 1½ yrs. Eve. 4½ yrs.
C	Radio & TV Servicing (V-3)	2 yrs. High School, with Algebra, Physics or Science	Day 9 mos. Eve. 2¼ yrs.
D	Transistors	V-3 or equivalent	Eve. 3 mos.
E	Electronic Drafting (V-9)	2 yrs. High School, with Algebra, Physics or Science	Eve. Basic: 1 yr. Advanced: 2 yrs.
F	Color TV	V-3 or equivalent	Day 3 mos. Eve. 3 mos.
G	Audio-Hi Fidelity	V-3 or equivalent	Eve. 3 mos.
H	Video Tape	V-3 or equivalent	Eve. 3 mos.
I	Technical Writing (V-10)	V-3 or equivalent	Eve. 3-18 mos.
J	Computer Programming	High School grad	Day 6 weeks Eve. 24 weeks Sat. 30 weeks
K	Radio Code (V-4)	8th Grade	Eve. as desired
L	Preparatory Math & Physics (P-0)	1 yr. High School	Day 3 mos.
M	Preparatory Mathematics (P-0A)	1 yr. High School	Eve. 3 mos.

FIRST CLASS  
PERMIT NO.  
10662  
NEW YORK, N. Y.

**BUSINESS REPLY MAIL**

No Postage Stamp Necessary if mailed in U. S.

Postage will be paid by —

**RCA INSTITUTES, INC., Dept. PE-21**  
350 West Fourth Street  
New York 14, N. Y.

RCA Institutes is one of the largest technical institutes in the United States devoted exclusively to electronics. Co-educational Day and Evening classes. Free Placement Service. Applications now being accepted.

**SEND FOR THIS FREE ILLUSTRATED BOOK TODAY**

Fill in the other side of the postage-free card and check Resident School.



**RCA INSTITUTES, INC.**

A Service of Radio Corporation of America • 350 W. 4th St., New York 14, N. Y. • 610 S. Main St., Los Angeles 14, Calif.



The Most Trusted Name in Electronics

suddenly, with one accord, they both jumped up and fell on the package that they had just unwrapped when Chief Morton came in. Soon each was clutching an object made of styrene plastic that looked like an oversize movie camera. At any rate, each of the objects had a large and small red lens on the front, a streamlined viewfinder on top, and a pistol-grip handle on the bottom.

Carl opened the door leading into the furnace room, walked to the opposite end of the large basement, then turned around and drew a bead on Jerry. Jerry aimed back, and the two boys muttered to themselves.

"Aren't you two a little old for Buck Rogers ray pistols?" the chief asked sarcastically.

"Not this kind," Jerry answered as he took a hearing-aid earphone connected to the back of the ray gun out of his ear. "Put this in your ear, sight at the thing Carl is holding, squeeze the trigger on the handle, and whisper something."

The chief followed instructions and muttered, "I feel pretty silly."

A look of amazement spread over his

face as he heard Carl's voice whisper back in the earphone: "You needn't; you're talking on a light beam."

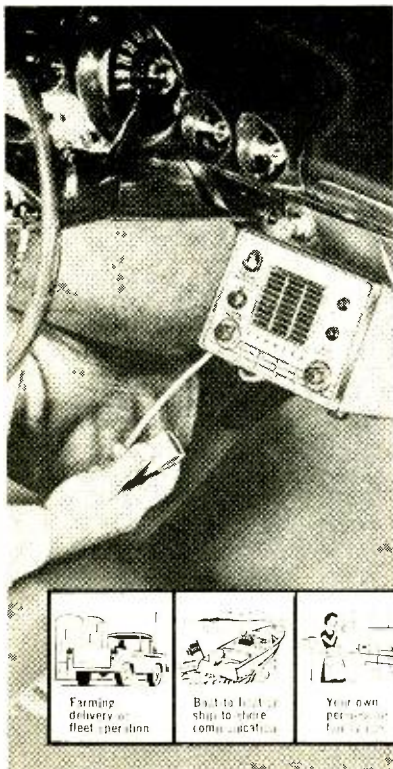
"That's right," Jerry answered the chief's questioning look. "These 'Infra-



phones' were developed by the Infrared Industries of Waltham, Massachusetts. They permit talking over distances of several hundred feet by means of beams of infrared radiation.

"As you know," Jerry continued, "white light from an incandescent bulb is produced by a blending of all colors of

*(Continued on page 104)*



## "More than Citizens' Radio"...

a complete, fully engineered "industrial-type" transceiver!

VIKING *Messenger*

Anyone can operate—license issued by the FCC on request

from **\$134<sup>95</sup>**

- Complete 23 channel Citizens' Band coverage—choose 1 of any 5 channels by the flip of a switch.
- Maximum legal power—excellent range—meets all FCC requirements.
- Excellent receiver sensitivity and selectivity—full fidelity voice reproduction.

"More than just 2-way Citizens' Radio equipment"—the Viking "Messenger" will deliver the finest performance of any equipment available in the field. Designed throughout for 10 watt power level—limited to 5 watts for Citizens' Radio. Easy to install anywhere in your home, business location, car, truck or boat... offers many unique features found only on more expensive communications systems. Built-in Squelch, Automatic Volume Control, and Automatic Noise Limiter. Compact, modern styling—only 5 1/2" high, 7" wide, and 11 3/4" deep. Complete with tubes, push-to-talk microphone, and crystals for one channel.



Available from authorized Johnson Electronic or Marine Distributors. Installation and service coast-to-coast at all General Electric Communications Service Stations.



**E. F. JOHNSON COMPANY**

125 Second Ave. S. W. • Waseca, Minnesota  
• Please rush me your full color brochure describing the Viking "Messenger" Citizens' Transceiver.

NAME \_\_\_\_\_  
ADDRESS \_\_\_\_\_  
CITY \_\_\_\_\_ STATE \_\_\_\_\_


Manufacturers of the world's most widely used personal communications transmitters





**83 YX 929. Stereo Tape Record-Play Preamp Kit. \$79.95 (less case)**

One of the many great Knight-Kit stereo component kits. Professional quality; superb performance with virtually any 3-head tape transport; separate dual-channel recording and playback preamps; permits tape monitoring, sound-on-sound and echo effects. Packed with quality features for every possible stereo and monophonic function...




**83 YX 928. FM-AM Hi-Fi Tuner Kit. \$49.95**

Typical Knight-Kit hi-fi value—incomparable at the price. With AFC, tuned RF stage on FM, multiplex jack. Straight FM tuner kit also available at \$38.95. For deluxe Stereo FM-AM and FM tuner kits, see the Allied catalog...



**83 YX 927. 20-Watt Stereo Hi-Fi Amplifier Kit. \$39.95**

Biggest bargain in quality Stereo hi-fi. Has special clutch-type dual-concentric level control; simplified control facilities; DC preamp filaments. Similarly styled 32-Watt Stereo Amplifier Kit with full frequency center channel available at a low, low \$59.95...



**83 YU 934. Deluxe 70-Watt Stereo Hi-Fi Amplifier Kit. \$119.95**

Super-power to drive any of today's speakers, a do-it-yourself stereo masterpiece, featuring: special "blend" control; full-range center channel; tape-source monitor; dual phasing switches; Stereo paralleling switch. For deluxe 40-watt Stereo amplifier at only \$76.95, and 60-watt Stereo amplifier, see the Allied catalog...

*Simply*

these and 59

**knight**

A PRODUCT

a pleasure to build...

The most satisfying do-it-yourself experience awaits you when you build a Knight-Kit! You'll marvel at the sheer ease of assembly, absolutely assured by exclusive "show-how" manuals, wall-sized picture diagrams, step-by-step do-and-check instructions, pre-cut wire, "visi-packed" parts and an engineering perfection that eliminates guesswork. You'll get perfect results. You'll enjoy with pride a true custom-built electronic product, professionally engineered and styled—the best you can own. And to top off your pleasure, you'll save substantially at the unbeatable Knight-Kit price...





*Great!*  
other money-saving

**-kits**<sup>®</sup>

OF ALLIED RADIO

and you own the best

**money back guarantee**

Every Knight-Kit is unconditionally guaranteed to meet our published specifications for performance or your purchase price is refunded in full.

**only \$2 down**

It's easy to buy any Knight-Kit: only \$2 down on orders up to \$50; \$5 down up to \$200; \$10 down over \$200—up to 24 months to pay.

*Featured*

IN THIS VALUE-PACKED 1961  
**444-PAGE ALLIED CATALOG**


Send coupon today for the 1961 Allied electronics catalog (the world's biggest), featuring the complete Knight-Kit line. See the best in electronic kits—save on *everything* in Electronics. Send for your FREE copy now!

sold exclusively by

**ALLIED RADIO**

*pioneer in electronic kit development*

our 40th year




also available  
in Canada

83 YX 712-2. Superhet  
Citizen's Band  
Transceiver Kit.  
\$79.95



Dual-conversion for highest sensitivity and selectivity; crystal-controlled operation on any 2 channels, plus manual tuning. Another Knight-Kit Citizen's Band Transceiver is available at an amazing low \$39.95—see the Allied catalog for full details...




83 YX 258. 4-Band "Span Master"® Receiver Kit. \$25.95

Fabulous performer for world-wide reception; thrilling shortwave adventures, plus fine Broadcast; band-switching, 540 KC to 30 MC; with cabinet. For additional receiver kits, radio-intercom, clock-radio, transistor radios, intercom systems, electronic labs and other great hobbyist Knight-Kits, see the Allied catalog...

83 Y 125. Electronic VTVM Kit. \$25.75

High sensitivity general-purpose VTVM; 11 meg input resistance; balanced-bridge circuit; 4 1/2" meter. One of many fine instrument kits including 5" scopes, AC VTVM, tube checkers, signal tracer, audio generator, sweep generator, and others, described in detail in the Allied catalog...



**send coupon today!**

**ALLIED RADIO, Dept. 204-B1  
100 N. Western Ave., Chicago 80, Ill.**

Send Free 1961 Allied Catalog No. 200

Name \_\_\_\_\_  
PLEASE PRINT

Address \_\_\_\_\_


City \_\_\_\_\_ Zone \_\_\_\_\_ State \_\_\_\_\_



**EASIEST TO BUILD** LAYER BUILT  
COLOR GUIDE

# Grommes

DE LUXE HI-FIDELITY  
**KITS**



**101GTK**  
FM TUNER

Finest tuner kit offered! "Standard Coil" tuning unit is pre-wired, pre-aligned and can be tuned-in as soon as completed, without professional adjustments. Better reception than tuners costing 2 or 3 times as much. Latest circuits, matched crystal diode detector, Foster Seeley Discriminator, AFC, Electronic Tuning Eye. Quiet, drift-free. Simply and successfully assembled by anyone with screwdriver, pliers and soldering iron. Step-by-step instructions. Model 101GTK, only. **\$59.50**



**20 WATT STEREO AMP.**  
De Luxe stereo at half the cost! Two 10 watt channels with 2 pre-amps, 40 watts peak. Pre. Res.  $\pm 0.5$ dB. 20-20,000 CPS. Complete controls. 201JK **\$59.50**



**10 WATT AMPLIFIER**  
With built-in pre-amp, 20 watts peak. Pre. Res.  $\pm 1$ dB. 20-20,000 CPS. 4 inputs. Output: 4, 8, 16 ohms. Automatic Loudness Control. 1J6K **\$24.95**

Many other kits available—  
At dealers or sent prepaid with check or M.O.

**FREE!**

GROMMES Div. of Precision Electronics, Inc.  
9101-P King Ave., Franklin Park, Ill.  
Please rush details on Grommes Kit Line.

Name \_\_\_\_\_  
Address \_\_\_\_\_  
City \_\_\_\_\_ State \_\_\_\_\_

## LEARN THE SHORT-CUTS

# Professional TELEVISION All-Practice TRAINING

Jump your earnings fixing black-and-white and color sets. Get into the top-pay bracket. NRI's concentrated spare time, low-cost training can do it for you. You'll fix sets faster, easier. Special course for Radio-TV servicemen—not for beginners. Write National Radio Institute, Dept. 1BD4T, Washington 16, D.C. Just say, "Send me Professional TV Servicing Catalog."

## ALL BAND TRAP ANTENNA!

Reduces Interference and Noise on All Makes Short Wave Receivers. Makes World Wide Reception Stronger, Clearer on All Bands!



For ALL Amateur Transmitters. Guaranteed for 500 Watts Power for Pi-Net or Link Direct Feed, Light, Neat, Weatherproof

Complete as shown total length 102 ft. with 87 ft. of 72 ohm balanced feedline. Sealed automatic frequency resonant trap. Excellent for ALL world wide short wave receivers and amateur transmitters. For NOVICE AND ALL CLASS AMATEURS! Eliminates 3 separate antennas with better performance guaranteed. 80-40-20-15-10 meter bands. Complete. **\$14.95**  
40-20-15-10 meter bands. 54 ft. antenna (best for worldwide swl's) **\$12.95**  
**SEND ONLY \$3.00** (cash, ck., mo) and pay balance COD plus postage on arrival or send full price for postpaid delivery. Available only from:

**WESTERN RADIO** • Dept. AEL-2 • Kearney, Nebraska



**SELL YOUR USED  
EQUIPMENT Through  
POPULAR ELECTRONICS'  
Classified Columns!**

The 400,000 purchasers of POPULAR ELECTRONICS are always interested in good used equipment or components. So, if you have something to sell, let PE readers know about it through our classified columns. It costs very little: just 50c a word, including name and address. Minimum message: 10 words.

For  
further  
information  
write:

Martin Lincoln  
POPULAR ELECTRONICS  
One Park Avenue  
New York 16, N. Y.



carry on a conversation as if you were using the telephone."

"By golly, that should do it!" the chief exclaimed; "but you two will have to work the gadgets. Now here's what we'll do—"

**W**ELL BEFORE NOON the next day, Carl and his Infraphone were installed in the room the police were using. It had a bay window that jutted out over the sidewalk and permitted observers to look down on the heads of the people below. A radio operator and two officers with binoculars were also in the room.

A good hundred yards down the block, on the same side of the street, Jerry was parked in a spot that gave him an unobstructed view of the bay window. His Infraphone, apparently lying casually on the dash, was carefully aimed at the bay window. Chief Morton was hunkered down out of sight in the back seat of the car wearing an extra earphone that Jerry had connected to his unit.

Jerry was careful not to pay attention to the people passing by. As he gazed across the street, he noticed a large mirror display in a shop window that gave him a good reflected view of the buildings and sidewalk on his own side.


Time went slowly while they waited, but finally a church clock struck twelve. People began pouring from the office buildings.

Jerry reached over and fastened the trigger of his Infraphone back with a clip. A hissing sound told him the receiver was working, and a few moments later Carl's voice came in loud and clear:

"Rossi just left the hotel . . . he's walking your way . . . the guy on the radio is telling him to walk slowly, and he's telling the pusher to hurry up. We're trying to spot the pusher. Now the radio guy's saying the coast is clear . . . they're to make contact . . . oh, oh! . . . I think we've spotted the pusher. A fellow just hurried past Rossi and then slowed down . . . we're looking right down on them. Yep, that's the guy. Rossi dropped a package into his pocket. Here's what your man looks like. . . ."

At this instant the voice stopped abruptly as a huge furniture van pulled into the curb in front of Jerry's car and cut the infrared beam entirely.

"What's wrong?" the chief fumed from



# UNLIMITED OPPORTUNITIES FOR ELECTRO-MECHANO TECHNICIANS

DENVER, COLO.

TULSA, OKLA.



FT. WORTH, TEX.

JACKSONVILLE, FLA.

DALLAS, TEX.

OKLAHOMA CITY, OKLA.

WICHITA, KANS.



## Prepare Now in the Glorious Southland

By training with the most advanced equipment, utilizing latest text materials, under the guidance of top educators, our graduates are qualified to pass E.C.C. examinations for high paying jobs in communications, equipment, etc. and capable of understanding the design, installation, maintenance and repair of ELECTRO-MECHANO devices from electrical typewriters to complex computers.

With our training you gain mastery of the technical-engineering areas of Manufacturing Automation, Office Automation, Missile Development, Space Technology, etc.

Class rooms are deliberately kept small for individual career planning of each student. Laboratory work is stressed.

Each of our nationally associated colleges is co-educational and as they are located in the heart of America's fastest growing ELECTRONIC CORE, many students finance their way thru student employment service and industry cooperative programs.

### CLASSES NOW STARTING IN

Nationally Recognized curriculum developed by Philco and R.C.A. laboratories and used by leading Service and Academic Colleges Coast to Coast.

If the field of ELECTRO-MECHANO is your ambition, if you want top training, quickly, completely, under the most favorable of conditions on an earning, learning, self-supporting basis.

**MAIL THIS COUPON FOR FREE BOOK**

**ASSOCIATION OF ELECTRO-MECHANO COLLEGES**  
411-A W. Belknap, Ft. Worth, Texas

Please send me free book, full facts. I am especially interested in your school in:

Dallas     Denver     Tulsa     Ft. Worth  
 Jacksonville     Okla. City     Wichita


Name ..... Age .....

Address .....

City ..... Zone ..... State .....



**SAVE** on everything in  
**STEREO HI-FI**  
and **ELECTRONICS**



**FREE**

SEND FOR THE BIG  
444-PAGE 1961

**ALLIED CATALOG**

Value packed! World's largest selection! See products and values you get only from ALLIED. Save on:

• Everything in Stereo Hi-Fi Music Systems & Components • Biggest Selection of Hi-Fi Cabinetry • Exclusive Knight® Super-value Stereo • Knight-Kits®—Best in Build-Your-Own Hi-Fi • Tape Recorders & Phono Equipment • Everything in Electronic Parts, Tubes, Transistors, Test Equipment, TV Accessories, Tools, Books. Save most at ALLIED. Write today!

**ONLY \$2 DOWN**

on orders up to \$50, only \$5 down up to \$200; \$10 down over \$200.

**FREE**

SEND FOR VALUE-PACKED CATALOG

**ALLIED RADIO**  
our 40th  
year

ALLIED RADIO, Dept. 108-B1  
100 N. Western Ave., Chicago 80, Ill.

Send FREE 1961 ALLIED Catalog

Name \_\_\_\_\_

Address \_\_\_\_\_

City \_\_\_\_\_ Zone \_\_\_\_\_ State \_\_\_\_\_

## \$1 ELECTRONIC SALE

Buy one at the low price listed and get the second for only \$1.00 more. Price includes postage and insurance.

All merchandise is new, tested, guaranteed, and meets FCC specifications where required. Tubes, transistors, and crystals are included. Power supplies and cabinets are not.

- TRANSMITTER**, Code #253275, 5 watt, 27 mc. crystal controlled citizens band. \$14.99 ea. 2 for \$15.99.
- TRANSMITTER**, Code #253505, 5 watt, 50 to 54 mc., crystal controlled, amateur band. \$14.99 ea. 2 for \$15.99.
- TRANSMITTER**, Code #925327, 100 milliwatt, 27 mc., crystal controlled, citizens band, completely transistorized. Shirt pocket size. \$18.99 ea. 2 for \$19.99.
- OSCILLATOR**, Code #923027, 100 milliwatt, 27 mc. Similar to above transmitter but contains crystal oscillator stage only. \$12.99 ea. 2 for \$13.99.
- CONVERTER**, Code #260270, crystal controlled adapts any broadcast radio to 27 mc. citizens band. Tunes all 22 channels. \$14.99 ea. 2 for \$15.99.
- CONVERTER**, Code #926027, similar to above except uses 3 high frequency transistors. Operates on 6 or 12 volts. \$24.99 ea. 2 for \$25.99.
- NOISE SILENCER**, Code #113300, for superhet radio receivers. A superior circuit using 2 dual tubes which provides the most effective noise clipping and adjustable squelch without audio distortion or loss of gain. \$14.99 ea. 2 for \$15.99.
- RECEIVER**, Code #715271, frequency range 27 to 29 mc. citizens band and 10 meter amateur band. Sensitivity better than 4 microvolts. Battery operated. \$9.99 ea. 2 for \$10.99.
- RECEIVER**, Code #971527, 27 mc. citizens band. Pocket size, completely transistorized. Operates on 4 pen-light cells. \$16.99 ea. 2 for \$17.99.

**Limited Quantity—no catalogs or literature available. All merchandise on display at our retail store at 196-23 Jamaica Ave., Hollis 23, N. Y.**


Mail your order direct to our factory below.

**VANGUARD ELECTRONIC LABS, Dept. E-2**  
190-48 99 Ave., Hollis 23, N. Y.

the rear of Jerry's car. "Do something, quick!"

Jerry grabbed up the Infraphone and looked around desperately. Suddenly he lowered the small red transmitter filter with his thumb and aimed the bare beam from the bulb across the street at the mirror display. He frantically worked the trigger on and off.

"Jer, is that you flashing the light in the mirror?" Carl's urgent voice sudden-



ly came through the earphones. "I'm aiming at it. Can you hear me?"

"Yes, yes!" Jerry answered, as he slid the filter back in place. "Give us the description."

"He's a tall man with a little mustache wearing a black Homburg hat and dark overcoat. He's walking along the curb almost up to you—"

"Now!" Jerry shouted, as out of the corner of his eye he saw a man fitting this description coming past the side of the furniture van. Chief Morton literally exploded out the back door of the car and wrapped his strong arms around the stranger before the latter knew what was happening.

**TRIUMPHANTLY** the chief took a package from the man's overcoat pocket and tore it open to reveal the brown-paper cigarettes. A few minutes later two more policemen came up with Rossi between them, and the two prisoners glared balefully at each other.

"You and your foolproof system!" the man in the Homburg grated. "I'm not taking the rap for this. Some low-life ratted on us. I'm going to sing plenty."

"You know, Jer, he's right," Carl said as the boys drove away. "Something low-down *did* trip them up. It was away down below the red," he finished with a grin, and patted the Infraphone in his lap.

-30-

## Tips

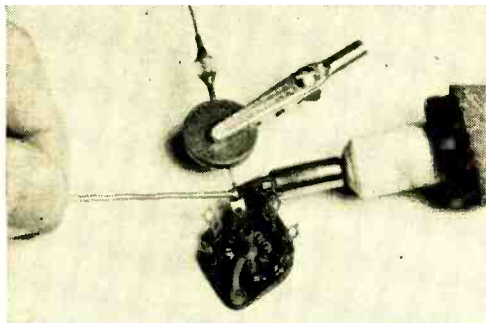
(Continued from page 38)

tool will be turned off the instant you release your foot.

—Glen F. Stillwell

### HANDY HEAT SINK

Before you solder heat-sensitive components, clamp a couple of pennies on their leads with a small alligator clip. Since copper is a fine conductor, the pennies will serve as a heat sink and will pro-




tect diodes and transistors from the heat of your soldering iron. The heat will not harm the coins either, but you can use a couple of scraps of copper instead if you wish. Small iron washers will also do the trick, but with reduced efficiency.

—Art Trauffer

### INEXPENSIVE COLOR-CODED WIRE

Hookup wire is often needed in short lengths and in several different colors. To avoid buying many spools of wire for a small project, simply purchase a few feet of multiconductor cable, slit the cable



jacket down the side, and remove the color-coded hookup wire. The cable can be obtained at most radio parts suppliers for a few cents a foot.

—H. L. Davidson

February, 1961

THE SECRET OF A GOOD BUY IS

## KNOWING EXACTLY

WHAT YOU'RE LOOKING FOR!

And when it comes to photo equipment, there's one sure source for the facts, and figures that will help you make a decision **before** you buy!

### THE NEW



Complete listings on over 5,000 pieces of photo equipment . . . data, prices, illustrations and comparisons of:

• Still Cameras • Accessories • Movie Cameras & Projectors • Lenses • Underwater Gear • Lighting Equipment • Darkroom Supplies • Stereo • Films and Papers — plus new Comparison Charts on Tape Recorders, Filters, and Electronic Flash.

The 1961 PHOTOGRAPHY DIRECTORY AND BUYING GUIDE is now on sale at your favorite newsstand—or order by handy coupon below today.

**ONLY \$1.00**

Ziff-Davis Publishing Co., Dept. PE261  
434 South Wabash Ave., Chicago 5, Ill.

Please send me a copy of the 1961 PHOTOGRAPHY DIRECTORY AND BUYING GUIDE. I enclose \$1.00, the cost of the DIRECTORY, plus 10¢ to cover mailing and handling charges. (Canada and Foreign \$1.25 plus 10¢ postage)

NAME \_\_\_\_\_

ADDRESS \_\_\_\_\_

CITY \_\_\_\_\_ ZONE \_\_\_\_\_ STATE \_\_\_\_\_

## Transistor Topics

(Continued from page 86)

signal ground. The emitter of *Q1* is raised above ground by resistor *R2*. Capacitor *C2* bypasses resistor *R1* which serves as a load for the crystal phono cartridge connected to input jack *J1*. The audio signal appearing across *R1* is in series with *Q1*'s collector bias. Capacitor *C1* serves to block d.c.

Jack *J1* is a standard phono jack. Capacitors *C1*, *C2*, and *C5* are paper or ceramic units, while *C3* and *C4* are small mica or ceramic capacitors; working voltages are not critical. The resistors (*R1*, *R2*, *R3* and *R4*) are all half-watt units. Transistor *Q1* can be a G.E. Type 2N107 or 2N188A. Any s.p.s.t. switch will do for *S1*. The tuning coil, *L1*, is a standard ferrite antenna coil, such as a Superex "Vari-Loopstick."

The circuit can be assembled on a Bakelite, fiberboard, plastic, or metal chassis, as preferred. Layout and lead dress are not critical. The antenna (*Ant.*) is a short length of flexible wire

—from two to no more than ten feet long, as determined by experiment. As with the wireless microphone, the completed unit is adjusted to radiate a signal at a "dead" spot on the broadcast band. However, in this circuit, *L1*'s slug is adjusted to shift frequency.

**Transistor Books.** General Electric Company has announced publication of the fifth edition of its world-famous "Transistor Manual." Over half a million copies of this publication have been distributed throughout the world since its introduction in 1957, with translations made into Japanese, Spanish, Portuguese and Turkish. The latest edition has been expanded to 339 pages, with four new chapters added—on tunnel diode theory, tunnel diode amplifiers, feedback and servo amplifiers, and test circuits. It's available for one dollar from your local G.E. distributor or direct from the Semiconductor Products Dept., General Electric Co., Kelley Building, Liverpool, N. Y.

If your preferences lean towards power transistors, you'll be interested in Motorola's new "Power Transistor Handbook." A 200-page manual devoted exclusively



### MAIL COUPON TODAY!

Find out how you can get this book *free!*

the V.T.V.M. by Rhys Samuel published at \$2.50—contains a wealth of information on how the V.T.V.M. works . . . how to use it. Send for particulars on how to get this valuable book.

Name \_\_\_\_\_

Address \_\_\_\_\_

City \_\_\_\_\_ Zone \_\_\_\_\_ State \_\_\_\_\_

Mail to Dept. P-2 General Techniques, Inc.  
Manufacturers of Quality Electronic Kits  
1270 Broadway, New York City 1, N. Y.

gently automatic  
**GLASER-STEERS**  
**GS\*77**  
stereo/mono record changer

Enjoy turntable quality without having to change records. \$59.50 at hi-fi dealers.  
Write for brochure.



Glaser-Steers Corp., 163 Oraton St., Newark 4, N. J.

## Hear 'Em — Work 'Em Better with BROWNING CB Equipment

**R-2700 CB RECEIVER**  
\$149.00

**S-NINE CB TRANSMITTER**  
\$119.50



Make your CB base station a real communications center with this Browning team. Highly sensitive and selective R-2700 Receiver delivers sharp, noise-free reception on all CB channels. Overcomes even the most severe atmospheric and man-made interference. Browning S-NINE Transmitter allows full power transmission on all channels — introduces new features and advanced design never previously utilized in CB communications.

Also Available  
R-2700 Receiver PLUS  
T-2700 Transmitter  
SPECIAL PACKAGE PRICE  
Send for Free Literature



**browning**  
101 UNION AVE., LACONIA, N.H.

**SATISFACTION GUARANTEED FOUR CONVENIENT PURCHASE PLANS**



to power transistor theory, circuits, applications, and characteristics, it sells for two dollars through locally franchised Motorola semiconductor distributors.

**Overseas News.** The Japanese have developed a "voice typewriter" which converts spoken Japanese words into printed form. Developed by Kyoto University's engineering department, this instrument uses 3000 transistors and 6000 diodes.

Anything special planned for February? If you happen to be traveling to Europe, perhaps you'd like to attend the International Symposium on Semiconductor Devices. Sponsored by the Fédération Nationale Des Industries Électroniques and organized by the Société Française Des Électroniciens et Radio-Électriciens, the symposium will be held at the Unesco House, 125, Av. De Suffren, Paris, France, from February 20th through the 25th.

With the importation of radios banned by the New Delhi government, seven firms in India have entered into technical collaboration with foreign firms to manufacture transistor radios. Some of the companies participating are Philips (Netherlands), British General Electric, Gramophone Company, Murphy Radio, Ltd., and the West German firm of SABA.

**Product News.** Lafayette Radio (165-08 Liberty Ave., Jamaica 33, N. Y.) is now offering a nine-transistor personal portable radio at \$26.95 (plus postage). Dubbed the "Mighty-9," the receiver operates in the AM broadcast band and features nine transistors and two diodes, including two i.f. stages, amplified a.v.c., and four audio stages.

Electronic Transistors Corporation (North Bergen, N. J.) has announced a line of more than 100 U.S.-made replacement transistors for Japanese receivers.

Minneapolis-Honeywell (2747 Fourth Ave. South, Minneapolis 8, Minn.) has cut the prices of eleven of its transistors. Type 2N538A has been cut from \$6.45 to \$3.90, and similar reductions have been made for six other triode types and four tetrodes.

Delco Radio Division of General Motors Corp. (Kokomo, Ind.) has introduced a series of high-power tunnel diodes, some of which have peak current ratings as high as 20 amperes!

—Lou

**RADIO SHACK CATALOG**

**FREE**

One year's subscription to **RADIO SHACK'S** world-famous **Electronics CATALOGS**

See the most complete line of quality electronic equipment anywhere

Stereo • Hi-Fi • Tester Kits • Ham Radio • LP Records • Pre-recorded Tapes • Parts • Tools • Accessories

Order anything on Easiest Budget Terms—take up to two years to pay

Receive fastest one-day service on every order; no troublesome delays.

You must be satisfied or Radio Shack refunds your money in full

**Compare this typical Radio Shack value**

New Portable Tube Checker Kit

**\$1480** \$2.00 down

Weights only 2¼ lbs., yet performs like larger, costlier units! Tests radio, hi-fi, TV tubes for emission, shorts, leaks, opens, intermittents.

Tube chart, operating manual included. **No. 941002.**



**RADIO SHACK CORPORATION**  
730 Commonwealth Ave., Boston 17, Mass.

**Mail Coupon Now**

RADIO SHACK CORP. Dept. 61 B7  
730 Commonwealth Ave., Boston 17, Massachusetts  
Send latest Electronics Catalog plus every new issue for one year, FREE.

Name \_\_\_\_\_  
Address \_\_\_\_\_  
Post Office \_\_\_\_\_  
or City \_\_\_\_\_ Zone \_\_\_\_\_ State \_\_\_\_\_

# LAFAYETTE

## 9-TRANSISTOR CITIZENS BAND "WALKIE TALKIE"

Complete Portable Two-Way Communications For Everyone.  
No Licenses, Tests or Age Limits.




HE-29

**49<sup>95</sup>**  
2.00 Down  
**2 for 96<sup>50</sup>**



- Pocket Size — 6<sup>3</sup>/<sub>8</sub>x3<sup>1</sup>/<sub>4</sub>x1<sup>5</sup>/<sub>8</sub>"
- Fully Transistorized—9 Transistors plus 1 Diode
- Transmits & Receives From 1.5 to 7 Miles (Depending Upon Conditions)
- Crystal Controlled with Superheterodyne Receiver
- Push-To-Talk Operation
- Uses 8 Inexpensive Penlight Batteries
- Up to 70 Hours Battery Life
- 46 Inch Telescoping Antenna
- Earphone For Personal Listening
- Weatherproof Leather Carrying Case with Shoulder Strap.



As simple and easy to use as your telephone and twice as handy— weighs only 18 ounces and slips easily into your pocket. Just two controls ensure fast, efficient operation—on/off volume and push-to-talk. Low input power of 100MW permits operation without FCC license or permit. Perfect for hunting, fishing, boating, virtually all sports. Use at work—construction, warehouse, office, farm or for in-plant communications. Supplied with 8 penlight batteries, earphone, leather carrying case with shoulder strap and matched crystals for channel 10.

### LAFAYETTE HE-15A CITIZEN'S BAND TRANSCEIVER

Not Superregenerative but SUPERHET!



**57<sup>50</sup>**

Completely  
Wired  
5.00 Down

MADE IN U.S.A.

The Greatest Value In The Citizens Band Field —  
• 5 crystal-controlled transmitting positions • Superheterodyne receiver is tuneable over the full 23 channels.  
• Planetary vernier tuning • Extremely effective full wave variable noise limiter. Supplied with high output crystal microphone and transmitting crystal for channel 9.

### LAFAYETTE HE-20 DELUXE CITIZEN'S BAND TRANSCEIVER

MADE IN U.S.A.

**99<sup>50</sup>**

5.00 Down

Completely Wired



Sensitivity and selectivity that equals and surpasses that of the finest units available—  
• Tuneable Superheterodyne Receiver section covers all 23 assigned channels • 4 crystal controlled receiving channels • 5 watt crystal-controlled transmitter operates on any 4 of 23 channels • Adjustable squelch control • Highly effective series gate noise limiter • Footproof dependable relay switching • Built-in "S" meter • Complete with rugged push-to-talk ceramic microphone, built-in 12V DC/115V AC power supply for mobile and fixed use plus matched crystals for channel 9.

LAFAYETTE  
RADIO

PLEASE INCLUDE SHIPPING CHARGES WITH ORDER

165-08 LIBERTY AVENUE, JAMAICA 33, N. Y. • OTHER LOCATIONS

NEW YORK, N. Y.  
100 6th Avenue

NEWARK, N. J.  
24 Central Avenue

PLAINFIELD, N. J.  
139 W. 2nd Street

BRONX, N. Y.  
542 E. Fordham Rd.


PARAMUS, N. J.  
182 Route 17

BOSTON, MASS.  
110 Federal Street



**LAFAYETTE**  
HI-FI KITS

**Build A Path to A New World of Entertainment**



**KT-250A**  
50-WATT STEREO AMPLIFIER ... 74.50



**KT-500A**  
FM-AM STEREO TUNER ... 74.50



**KT-600A**  
STEREO PREAMPLIFIER ... 79.50



**KT-650** FM TUNER ... 54.50



**KT-236A**  
36-WATT STEREO AMPLIFIER ... 59.50



**KT-550** 100-WATT  
BASIC STEREO AMPLIFIER ... 134.50

**ENGINEERING**

Created with the non-technical builder in mind. There's much more fun in assembling your own kit... and it's so easy.

**DESIGN:**

Each kit has the fine professional-looking touch. Styled to blend with every decor.

**VALUE:**

You can't get better units at these money-saving prices.

**QUALITY**

Top performance due to high quality parts and engineering.

**MONEY-BACK GUARANTEE**

Lafayette Kits are exclusive products of Lafayette Electronics. Each Lafayette Kit must meet or exceed its published specifications, or your money is refunded in full.

All Lafayette Kits are Available on the Easy Pay Plan.

**FREE!**



Lafayette Radio Dept. 1B1-2  
P.O. Box 190 Jamaica 31, N. Y.

Send me the FREE 324-Page  
1961 Catalog No. 610

CUT OUT

AND PASTE

ON POST

CARD

Name \_\_\_\_\_

Address \_\_\_\_\_

City \_\_\_\_\_ Zone \_\_\_\_\_ State \_\_\_\_\_



# Double YOUR CITIZEN'S BAND Power IN ALL DIRECTIONS . . .

With the New



## COLINEAR GROUND PLANE

This new hy-gain Ground Plane is specially designed for increasing range of your Citizens Band Transceiver in all directions. Built to commercial specifications of heavy wall aluminum tubing. Overall height, 20 ft. Plastic base insulator fits masts up to 1 1/2" diameter. Complete instructions for quick, easy assembly.

Only

\$4995

Model CLR

Complete Line of  
Citizens Band Antennas

**hy-gain** antenna products PE-2  
1135 NO. 22nd ST. LINCOLN, NEBRASKA

Please Send:  Technical Bulletin on Model CLR.  FREE Citizens Band Catalog.  FREE Ham Antenna Catalog.

NAME: \_\_\_\_\_

ADDRESS: \_\_\_\_\_

CITY & STATE: \_\_\_\_\_

**BUILD THE  
PROJECTS  
DESCRIBED  
IN THIS  
ISSUE OF**

## POPULAR ELECTRONICS

WITH THESE



**PRODUCTS**

### Build An Infrared Burglar Alarm

Use BUD CU-2105A—\$1.20

### In Circuit Transisto Tester

Use BUD AU-1083—\$1.29

### BC-Band DX Booster

Booster uses BUD CU-2103A—90¢  
Power Supply uses BUD AC-431—\$1.10

### Across The Ham Bands Simple 6-Meter Converter

Use BUD C-1796—\$1.70

All Bud products are available for immediate delivery from your Authorized Bud Distributor. They are the best for applications described in these projects.

WATCH FOR THESE LISTINGS EVERY MONTH  
IN POPULAR ELECTRONICS

**BUD RADIO, INC.**

2118 East 55th Street Cleveland 3, Ohio  
Dept. P. E.

## Introducing the Laser

(Continued from page 53)

would be put out of commission by fog, or perhaps even by rain.

But there are ways of getting around this problem. Bell scientists have already demonstrated that laser beams, like microwaves, can be transmitted through hollow pipes or "waveguides." Thus, communications engineers may simply lay waveguides from city to city and literally pipe through huge amounts of information, regardless of weather or other conditions.

**What Lies Ahead?** As is the case with most new developments, no one knows for sure in just how many ways the laser will turn out to be useful. Dr. Townes predicts that it will push back the frontiers of spectroscopy, revealing further secrets about the basic nature of matter. Distances will be measured with far greater precision than ever before, using Doppler-type radar. And there will undoubtedly be many other as yet undreamed of applications for this newest wonder child in the field of electronics.

When will the laser actually go to work? Although it is still in the experimental stage, it should soon be earning its keep. Out at Hughes Aircraft, Dr. Maiman is investigating laser radar. Because of the extremely narrow width of the laser beam, such a radar would be able to pinpoint the location of a distant target to within a few feet, far more accurately than present-day equipment.

How great an impact is the laser likely to have on the field of communications? Right now, it's anybody's guess. But those in the field make no secret about the fact that they are tremendously enthusiastic about this new gadget. With usable frequencies already badly overcrowded in many regions of the present radio spectrum, any system that promises to open up vast new chunks of space is something to get excited about.

Perhaps the potential role of the laser in communications is best illustrated with a remark made by Dr. R. J. Collins of Bell Labs' laser development team. Said Dr. Collins, "We're not ready to start replacing telephone lines yet. But," he added with a smile, "we're beginning to think about it."

-30-

# Short-Wave Monitor Registration

If you haven't registered for your Short-Wave Monitor Certificate and call letters, fill out this form and mail it with ten cents in coin to: Monitor Registration, POPULAR ELECTRONICS, One Park Ave., New York 16, N. Y. Include *stamped, self-addressed* envelope so we can mail your certificate at once. If you live outside the United States, send two International Reply Coupons or equivalent value postage stamps. Canadians may send ten cents in coin.

(Please Print)

Name .....

Address ..... City ..... State .....

Receiver

Make ..... Model .....

Make ..... Model .....

Principal SW Bands Monitored ..... Number of QSL Cards Received .....

Type of Antenna Used .....

Signature ..... Date .....



**SOLD EXCLUSIVELY BY LEKTRON**

1,000,000 POLY PAKS SOLD—ACCLAIMED AS "WORLD'S BEST BUCK BUY"



SALE

- 70 MICA CONDENSERS**  
Incl: silver, too! .00025 to .01 to 600V. Worth \$20. **\$1**
- 30 SILVER MICAS**  
1 & 5% asst. values. Finest mica made. Worth \$8. **\$1**
- 60 Plugs & Receptacles**  
Incl: power, audio, battery, etc. Worth \$8. **\$1**
- 4 456Kcs Transformers**  
IF covers broadcast band. Worth \$4. **\$1**
- 2 NPN TRANSISTORS**  
Worth \$3 ea. 100's of uses. **\$1**
- 30 PRINTED CIRCUITS**  
Combination resistor & condenser coupling networks for submini work. Worth \$15. **\$1**
- 10 VOLUME CONTROLS**  
Asst. to 1 meg. Some with switch. Worth \$15. **\$1**
- 60 RADIO 'N' TV KNOBS**  
Asst. colors, sizes, shapes! some worth \$1 ea. **\$1**
- 10 Electrolytic C'nd'n'rs**  
Incl: can & paper types. Dials too! To 1000 mfd to 450 V. Worth \$12. **\$1**
- 125 Ceramic Condensers**  
Incl: discs, tool! Wide variety of types & values. Worth \$10. **\$1**
- 12 GERMANIUM DIODES**  
Glass-sealed, similar to 1N48; hobbyists note! **\$1**
- 15 AC-DC LINE CORDS**  
2-conductor with insulated plugs, rubber insulated short lengths. **\$1**

## FREE! 1-lb. PRECISION RESISTORS

WITH ANY \$10.00 ORDER

Avg. count 400 pcs.—worth \$150! 1st time anywhere! 1/2, 1, 2 watters; 1% carbon-films; wirewound & carbons. Ea. sells for 59c at parts distributors.

- 10 PANEL SWITCHES**  
Micros, power, rotary types. Exc. variety. Worth \$10. **\$1**
- GIANT SUN BATTERY**  
For 100's of life sensitive ckt's. 2x1" size. Unassorted. Worth \$1. **\$1**
- Transistor Radio Basic**  
Incl: transistor, socket, jumpers, dials, case. Worth \$3. **\$1**
- 3 HOBBY TRANSISTORS**  
PNP's, etc. Similar to CK-722. Worth \$3. **\$1**
- 10 PANEL SWITCHES**  
Toggle type, SPST, DPDT, etc. A shop must. 15W AC. **\$1**
- 15 ROTARY SWITCHES**  
Asst. gangs, contacts for power & circuit changing. Worth \$17. **\$1**
- 2000 OHM PHONE**  
With cord & plug. Hearing-aid type, with ear loop. Worth \$3. **\$1**
- 65 RESISTOR SPECIAL**  
Carbons, precision, hi-Q, W.W., carbon-films, to 50W, 1% 100. Worth \$10. **\$1**

- 125 RESISTORS**  
30 values, incl. 1% 100. carbons! To 1 meg. 1/2, 1W. Worth \$10. **\$1**
- 15 "POLY" BOXES**  
Snap-top covers, sizes to 4". For parts & radio basics. Worth \$3. **\$1**
- 70 COILS & CHOKES**  
RF, ant. use, slug-tuned, i.e. Wonderful shop asst. Worth \$16. **\$1**
- 40 Transistor Resistors**  
Asst. to 3 megs. 1/75 watt rating. Color coded. Worth \$5. **\$1**
- 300-FT. HOOKUP WIRE**  
Asst. colors, insulation. Worth \$5. **\$1**
- 60 TERMINAL STRIPS**  
1 to 12 pins, some ceramic & mica filled, & mini types. Worth \$8. **\$1**
- 7 SILICON DIODES**  
1N21, 1N22, 1N23, etc. Some worth \$10 ea. **\$1**
- 40 TUBE SOCKETS**  
4 to 12 pins, some ceramic & mica filled, & mini types. Worth \$8. **\$1**
- 8 TRANSISTOR SOCKETS**  
In all types of transistors. 1 and mini tubes, too. **\$1**

SALE

- \$25 SURPRISE PAK**  
Wide variety of usable radio-TV hobby parts. **\$1**
- 1 1/2 LBS. HARDWARE**  
Nuts, bolts, etc. wide variety. Handy shop asst. **\$1**
- 10 RCA PLUGN-JACK**  
Sets for amps, tuners, recorders, etc. Worth \$2. **\$1**
- 65 CONDENSER SPECIAL**  
Incl: discs, ceramics, moids, mica, papers, oils, etc. Worth \$12. **\$1**
- CRYSTAL PHONE**  
Sensitive! 100's transistor prof. w/cord & plug. **\$1**
- 50 DISC CONDENSERS**  
Asst. .0001 to .01 to 1000V. Worth \$10. **\$1**
- 70 Tubular Condensers**  
Papers, moids, oils, ceramic! .0001 to 1 mfd to 600V. Worth \$16. **\$1**
- 35 POWER RESISTORS**  
Asst. 5 to 50W to 10,000 ohms. Vitreous types too. Worth \$12. **\$1**
- 100 Half-Watt Resistors** **\$1**
- 70 One-Watt Resistors** **\$1**
- 40 Two-Watt Resistors** **\$1**
- 4 Output Transformers**  
50/16, etc. Open frame **\$1**
- 70 Insulated Resistors**  
TRC, Allen Bradley, Stackpole makers. 1/2, 1W, 100 ohms to 1 meg. 1%, 5% 100. Worth \$15. **\$1**
- 50-PC. COBALT MAGNET SET**  
KIT for 100's of magnetic hobbies. For home & shop, too! **\$1**

**BUY 4 RADIO-TV ASSORTMENT —**

1 lb. Precision Resistors	Worth \$100. NOW	<b>\$3</b>
1 lb. Disc Condensers	Worth \$50. NOW	
1 lb. Ceramic Condensers	Worth \$85. NOW	
1 lb. Discs & Ceramics	Worth \$75. NOW	
1 lb. Discs, Ceramics, Precision	Worth \$70. NOW	


500-1000 pcs. per pound. **COMPLETE SATISFACTION—MONEY BACK GUARANTEE**

MINIMUM ORDER \$2.00

**LEKTRON** 245 EVERETT AVE. CHELSEA 50, MASS. Write for Free Catalog

HOW TO ORDER: Avg. wt. per pak 1 lb. Send check or M.O. including postage; excess returned. C.O.D. orders, 25% down; rated, net 30 days. Include Postal Zone in address.

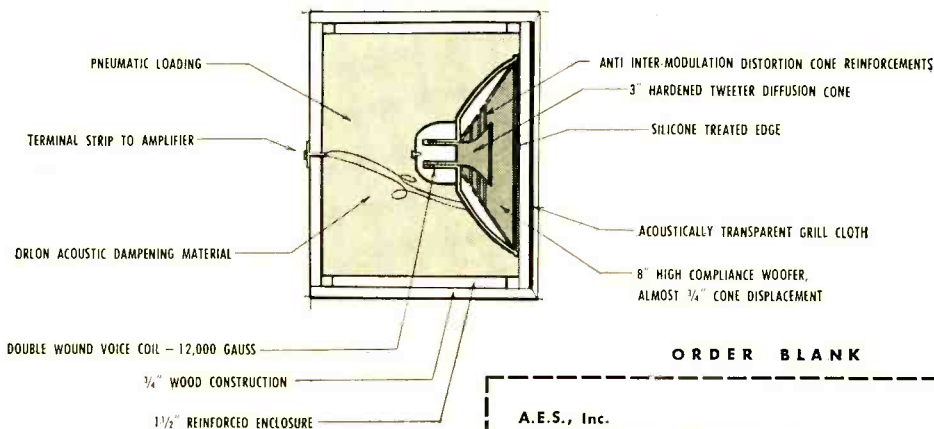
# THE A.E.S. *Gigolo*



## A MIRACLE IN SOUND

After two years of research and development a speaker system we can unconditionally guarantee to be the finest bookshelf unit you have ever heard, REGARDLESS OF PRICE, or your money back.

Over 2500 test systems are now in use in private homes in the Ohio and Michigan area. The acceptance has been unbelievable. Never before a sound so realistic to so many people in so many different homes! These are the facts that enable A.E.S. to make this bold offer.



**SIZE: 24" wide, 12" high, 9 1/2" deep.**  
**Response: 19-21,000 CPS**

**This unit will operate at maximum efficiency with amplifiers from 8 to 75 watts.**

**In limited quantity, and for a limited time only, \$15.00 complete, plus shipping.**

### ORDER BLANK

A.E.S., Inc.  
 3338 Payne Avenue, Cleveland, Ohio

Gentlemen please ship.....GIGOLOS.

I understand these units are guaranteed and if I am not satisfied I may return for a full refund of sales price, \$15.00 each.

Name.....

Address.....

City and State.....

Enclosed find check..... money order.....

Always say you saw it in—POPULAR ELECTRONICS



## On the Grid

(Continued from page 67)

"I don't know," the Professor said. "It isn't very clear."

"No, but don't forget that record was pretty beat up. With a new record, I'll bet we'll really see something."

Mike reached over and flicked off the master switch. As the soft glow and Pablo Casals slowly faded, he shrugged into his coat and headed for the door.

"Let's not waste any time on that low-fidelity signal source, Prof. I'll buzz down to the record shop and pick up some discs in mint condition." Mike quickly strode out of the room, an expectant smile on his face as he recalled all the interesting record jackets whose contents he would like to examine.

**A** SHORT TIME LATER, loaded down with records, Mike pushed open the door to the professor's room and stopped in amazement.

Acrid fumes of burnt rubber mixed with hot oil struck him in the face. Some of the furniture in the room was tossed about in wild abandon, and across the floor, rough, black marks seemed to emerge from one side of the gridwork only to inscribe a complete semicircle and converge back into the opposite side. The equipment was still intact and a soft glow was playing over the ionizing grid.


At first he didn't see anyone in the room, and it wasn't until he heard groaning issuing from under one of the up-turned chairs that he realized the Professor was still there. Pulling away the chair, he found the Professor clutching his leg and swearing softly in German.

"What the devil happened here?" Mike shouted. "Are you hurt?"

"I think my leg is broken, thanks to your stupid quest for realism," the Professor gasped through clenched teeth. "After you left, I looked around to see if I could find a better record to test the system with. I found one that I had bought just recently to send to my nephew."

As the Professor groaned again and sank back against the chair, Mike stepped over to the still spinning turntable. He reached down, lifted the record off the spindle and read the label: "SPORTS CARS IN STEREO."

-50-



Send  
**POPULAR  
ELECTRONICS**

Every  
Month

name \_\_\_\_\_

address \_\_\_\_\_

city \_\_\_\_\_ zone \_\_\_\_\_ state \_\_\_\_\_

3 years for \$10

Check one:  2 years for \$7

1 year for \$4

Payment Enclosed  Bill Me

In the U. S., its possessions and Canada.  
Foreign rates: Pan American Union countries,  
add .50 per year; all other foreign countries,  
add \$1 per year.

Mail to: **POPULAR ELECTRONICS**  
Dept. PE-261H, 434 S. Wabash Ave., Chicago 5, Ill.

### Product Research & Development Company **CONSUMER PRODUCT REPORT**

A new product recently introduced is the subject of such controversy. It has been this controversy that prompted the Product Research & Development Company to make the following tests and report.

#### REPORT SUBJECT: A. E. S. GIGOLO

**Description:** Bookshelf type speaker system. Size, 21" wide, 12" high, and 9 1/2" deep. Which places the Gigolo among the few true bookshelf speakers. Cabinet construction is unusually heavy and well reinforced. Its weight is 25 lbs. Visual inspection showed care in assembly, with tightly sealed front and back. Cabinet was expertly sanded and ready for finishing. The grill material is of the plastic, acoustically transparent type, neutral in color and acceptable in style. Our first impression was that the manufacturer's efforts were directed to sound reproduction only, with little regard for furniture finish or style. But, some of the do-it-yourself finishing kits on the market will help rectify this situation. The wood product used throughout the cabinet is of a new type and differs from the usual plywood construction. The completely sealed enclosure is filled with spun wool, which in our opinion will not only do a better job of dampening than fiberglass but also will eliminate the possibility of glass particles finding their way to the speaker voice coil. A real first—Good thinking A. E. S.—The reproducing unit is an eight inch high compliance silicon treated woofer, with an exceptionally long-throw double wound voice coil. This speaker is also equipped with a hardened high frequency reproducing cone . . .

**Listening Test.** This was the most enlightening part of our test. To exploit the manufacturer's claim of efficiency and power handling capacity, we went to the extreme of using a six transistor radio as a sound source. We found it had sufficient power to drive the A. E. S. Gigolo to a good listening level. What makes this simple experiment so remarkable is that the balance of this test was completed by using a Scott model 272-88 watt stereo amplifier.

The manufacturer's claim of frequency response from 19 cps. to 21 KC cannot be disputed from the standpoint of response only. But the test indicated that this was not a flat reproduction. However, we would like to point out that in group listening tests the Gigolo was repeatedly picked out from other bookshelf speakers ranging from \$49.00 to over \$200.00, to have the liveliest and a most realistic performance. These unusual reactions (considering price) may be somewhat explained by the fact that the Gigolo seemed to be the more efficient and to have the most midrange presence of the units tested.

**Summary:** Without a doubt, there are available speaker systems with specifications better than the A. E. S. Gigolo. But, at a selling price of fifteen dollars (\$15.00) this unit offered by A. E. S. Inc., 3338 Payne Avenue, Cleveland 14, Ohio, is, in our opinion, the best value ever offered to the audio market.

In conclusion it is the opinion of our marketing analyst that the manufacturer's cost of the Gigolo exceeds the present selling price of fifteen dollars (\$15.00). Look for a price increase in the very near future.

PRD.

Reprinted with the permission of Product Research & Development Company, A. E. S., Inc., 3338 Payne Ave., Cleveland 14, Ohio.



## WITH VOCALINE 4-CHANNEL COMMAIRE ED-27M CITIZENS BAND RADIO

**Ranked first for  
dependability • distance • clarity**

The difference between Vocaline Commaire ED-27M and ordinary Citizens band radios can be as substantial as the difference between the two photos above. For distance, reliability, flexibility and uniform clarity on the entire 22 channel citizens band . . . you have only to hear the Commaire to convince yourself that this is the one unit that is unmatched by any other in its class. Specifications and features: Finished to pass U.S. Navy 500 hour salt spray test! "Silent-Aire" squelch with exclusive noise suppression. Double conversion superheterodyne single crystal receiver — accepted as the finest. Transistorized power supply. 5 watts input — 3 watts output. 6 and 12 VDC — 115 VAC. Only 5¼" x 9¼" x 8¼".

**\$189.50** each, list.

Also available in single channel model—Commaire ED-27M—proven as the world's finest performing class D Citizens Band Radio! Only \$179.50 each, list.



# VOCALINE

COMPANY OF AMERICA

121 Coulter Street Old Saybrook, Conn.

Send complete literature to:

Name \_\_\_\_\_

Address \_\_\_\_\_

City \_\_\_\_\_ Zone \_\_\_\_\_ State \_\_\_\_\_

## Across the Ham Bands

(Continued from page 89)

trol; it is a 15- $\mu$ mf. midget variable with one rotor and one stator plate removed for increased bandspread. For ease of tuning *C1*, use a vernier dial with it; the Millen 10039 is recommended since this dial has a self-contained gear mechanism and is easier to mount than other types. Ceramic trimmer *C2*, a 35- $\mu$ mf. unit, is the bandset capacitor. The antenna tuning circuit is peaked with capacitor *C3* which can be a 35- $\mu$ mf. unit as shown or a 15- $\mu$ mf. variable capacitor.

Coils *L2* and *L3* are constructed from a B & W 3011, ¾"-diameter Miniductor. Cut 2½ turns for *L2* and 5½ turns for *L3* next to it, without cutting the plastic between them. Unwind ¼ turn from both ends of each coil, and bend the ends at right angles to the coils for connections. Remove the unwanted portion of the coil stock by cutting the plastic retaining it.

Drill a pair of ⅜" holes in the chassis near variable capacitors *C1* and *C3* to pass leads between them and the tube socket. The fixed capacitors and resistors are supported by their leads, and all ground connections are made to solder lugs placed under the nearest mounting screw.

Use a 5-contact terminal strip for the converter's heater and plate power connections and for the r.f. output leads (*L5*). The converter's antenna coil (*L2*) should be connected to a separate two-lug terminal strip. If your receiver and antenna are fitted with coax connectors, use two coax connector jacks on the converter, one for *L2* and one for *L5*, instead of the terminal strips.

**Operation and Alignment.** Connect the converter's output to your receiver through a length of RG-58 or RG-59 coaxial cable. Tune the receiver to about 7 mc. with the BFO on. Then connect a

### VACUUM TUBE QUIZ ANSWERS

1. F Triode
2. H Kinescope (magnetic deflection type)
3. G Diode
4. E Pentode
5. C Electron-ray "tuning eye" (6E5)
6. A Tetrode
7. B Kinescope (electrostatic deflection)
8. D Pentode with remote cutoff grid



6-meter antenna to the converter. Set capacitors C1 and C3 to mid-range and put L4's slug half-way in. Place a grid dip meter (GDM) or other signal source tuned to 52 mc. near the converter, and adjust C2 with a non-metallic alignment tool until you hear the GDM signal in the receiver. Now move the GDM away from the converter to reduce signal strength and adjust the slug in L4 for maximum signal strength.

To operate the converter, tune in signals with C1 and adjust C3 for peak signal strength. You'll find that C3 tunes fairly broadly and doesn't require readjustment when C1 is retuned slightly.

### News and Views

**Steve Peitzman, KN3LSI**, reports that Dick, KN5CGI, mentioned in last November's "News and Views," takes his QSL's seriously. Steve worked him last spring. When he didn't get a reply to his QSL, he sent Dick another one, in a follow-up letter. So Dick phoned all the way from Texas to tell Steve that he had sent one card, which must have got lost, but would send another! Steve's states-worked record is 38, with 36 confirmed. His best DX is the Panama Canal Zone, KZ5. Being secretary of the Central High School "807" Society cuts down on his on-the-air

time. . . . Another **Steve, KN4WVT**, reports that Cave Spring High School, Roanoke, Va., is well represented on the 80-meter Novice band with KN4YDS, KN4YDR, KN4YAM, and KN4WVT; a fifth student is waiting for his license to arrive. They all have Heathkit DX-40 transmitters. . . . If you worked 5A3TF in North Africa between September, 1957, and April, 1958, and did not get a QSL card, send your card and QSO data to **George Wlodarski, K8ABR**, 4337 289th St., Toledo 11, Ohio. He was 5A3TF—see photo on page 88.

**Bill Crews, KN4ZDT**, 1301 "G" Ave., West Columbia, S. C., has worked 28 states and Australia in two months on the air. He operates on 15 and 40 meters, transmitting with a Knight T-50 feeding a 40-meter doublet and receiving with a Hallicrafters S-85. He worked the VK (Australia) on 15 meters one night when the band seemed "dead." . . . **Steve, K5CZW**, points out that someone's typewriter slipped in November "News and Views." Doug, KN7LEL, has a Hallicrafters SX-100, not a Heathkit receiver. . . . **Craig Cool** dug up a 30-year-old RCA-Victor 87T "all-wave" receiver and has logged over 800 hams in all states with it.

**Larry E. Reagan, Jr., WV6NQF**, 4633 Hazelbrook Ave., Long Beach, Calif., runs 75 watts to his Globe Chief Deluxe transmitter to excite a 15'-high antenna on 40 meters only. He receives on a Heathkit AR-3, plus a QF-1 Q-Multiplier. In two months on the air, he has worked 70 stations in four states. He is already a member of the Rag Chewers Club,

# 35

## TRU-VAC 1-YEAR GUARANTEED RADIO and TV TUBES



\$33

Per 100 TUBES

Factory Used or Factory Second Tubes! TRU-VAC will replace FREE any tube that becomes defective in use within 1 year from date of purchase! All tubes individually boxed, code dated & branded "TRU-VAC". Partial Listing Only — Thousands More Tubes in Stock!

SPECIAL! 65N7GT . . . 30C 6W4GT . . . 30C

074	4B58	6AH6	6BC5	6C0G	6J7	6W6GT	7F8	12AV7	12K7
1A7GT	4BZ7	6AK5	6BC8	6CF6	6K6GT	6X4	7G7	12AX4GT	12L6
183GT	4C86	6AL5	6BD6	6CG7	6K7	6X5GT	7H7	12AX7	12Q7
185GT	5AN8	6AM8	6BE6	6CC8	6N7	6X8	7M7	12AT7	12R5
1R5	5AN8	6AN8	6BF5	6CM8	6Q7	6Y6G	7Q7	12B4	12SA7
1S5	5AT8	6AQ5	6BG6G	6CL6	6S4	7A4/XXL	7S7	12BA6	12SJ7
1T4	5AV8	6AQ6	6BH6	6CM6	6S8GT	7A5	7X6	12BA7	12SK7
1U4	AZ4	6AQ7	6BJ6	6CM7	6SA7	7AG	7X7	12BD6	12SN7GT
1U5	5CC8	6AR5	6BK5	6CN7	6SD7GT	7A7	7Y4	12BE6	12SQ7
1V2	5R4	6AS5	6BK7	6CQ8	6SF5	7B4	7Z4	12BF6	12V6GT
1X2	5T8	6AT6	6BL7GT	6CR6	6SG7	7B5	12AB8	12BH7	12W6GT
2AF4	5U4	6AU4GT	6BN6	6CS7	6SH7	7B6	12AB5	12BQ6	12X4
2BN4	5U8	6AU5GT	6BQ6GT	6CU5	6S17	7B7	12AQ5	12BR7	19AU4GT
2CY5	5V4G	6AU6	6BQ7	6CU6	6SK7	7B8	12AT6	12B7	19BG6G
3AL5	5V6GT	6AU8	6BR8	6D6	6SL7	7C4	12A77	12CA5	19T8
3BC5	5X8	6AV5GT	6BS8	6DE6	6SQ7	7C5	12AU6	12CN5	25Z6GT
3BN4	5Y3	6AV6	6BY5G	6DG6GT	6SR7	7C6	12AUT	12D4	35A5
3BZ6	6A84	6AW8	6BZ6	6DQ6	6T4	7C7	12AV6	12F8	35B5
3CB6	6AC7	6AX4GT	6BZ7	6FE	6T8	7E5		12K5	35C5
34	6AF4	6AX5GT	6C4	6HG	6U5	7E6			35W4
3V4	6AG5	6BR	6C8A	6J5	6UR	7E7			
4BQ7A	6AH4GT	6BA6	6CB6	6J6	6V6GT	7F7			

BRAND NEW 1-YEAR GUARANTEED TV PICTURE TUBES

Below Listed prices do not include duty. Add Additional \$5.00 Deposit on tube sizes to 20" on 21" and 24" tubes—\$7.50. Deposit refunded immediately when duty is returned prepaid. Aluminized tubes—\$4.00 extra. Picture tubes shipped only to continental USA and Canada—All tubes F.O.B. Harrison, N. J.

10BP4	7.99	17CP4	16.99	21AMP4	17.99	21KP4	18.39
16CP4	16.99	17TP4	16.99	21AVP4	18.79	21YP4	18.39
16RP4	11.99	20CP4	15.89	21AMP4	17.49	21WP4	17.49
17WP4	15.49	20HP4	17.89	21EP4	17.29	21YP4	18.39
17BP4	13.49	21AP4	18.79	21FP4	18.39	24CP4	27.79

ATTENTION QUANTITY USERS! Big Discounts Are Yours. . . Call or Write For Our 1000 Tube "Private Label" Special!

Money cheerfully refunded within five (5) days, if not satisfied!

SHIPPING INSTRUCTIONS: TRU-VAC PAYS YOUR POST-AGE on orders of \$5 or more in USA and Territories. Send approximate postage on Canadian and foreign orders. Any order less than \$5 requires 25¢ handling charge. Send 25¢ per C.O.D.

ANY TUBE NOT LISTED ALSO AVAILABLE AT 35¢ EACH!

Sensational Offer!

"Self Service" TUBE CHECKERS

\$37.95

FOB Our Warehouse

Let your customers test their own tubes! These reliable, checkers will return your investment in one week or less with little or no effort on your part! Handsome field-tested console models field-PIE TUBE WITH H KEY BOTTOM DOOR AND NEON LIGHTED HEAD!

# TRU-VAC

Harrison Avenue • Box 107 • Harrison, N. J. Humboldt 4-9770

LOOK! 1000 USED TV'S

Costly, famous make console models with little or no tube replacement! Require only minor adjustments. Perfect for resale, or as your own second set! 16", 17" and 19" screens. . . none smaller! Sets shipped FOB, Harrison, N. J.

\$16.95

(As 1s)



proving that he's not a DX chaser. . . . **Jim Fenstermaker, K9TZH**, 4405 Dodge Ave., Ft. Wayne, Ind., transmits on a DX-40 and receives on a National NC-98. Dipoles for 40 and 20 meters, and a 3-element, 15-meter beam take care of his antenna problems. He has all 50 states worked and confirmed, and 48 countries worked, in just about a year on the air. Jim also has 43 states on phone.

**Jim Briley, KN5DYZ**, 1100 Ruth Ave., Austin 5, Texas, did not include a "brag list" with his report. But he works 80 and 15 meters with his T-50 transmitter and Span-master receiver. He especially likes to rag-chew on 15 meters. . . .

**Harry Leiser, WV2MEW**, 884 West End Ave., New York 25, N. Y., proved to himself that the early bird gets the worm by getting up very early one morning and working KH6DNO on 40 meters at 4:00 a.m. He got an RST599 report and has the card to prove it. That same morning he worked California. A 200'-high dipole—Harry must live in a skyscraper—may help his EICO 720 transmitter and National NC-125 receiver. He has 25 states worked and is waiting for his General to come. . . . **Mike De Paolis, K3LKA**, 535 Graham St., Allentown, Pa., closed out his Novice career with 25 states and Canada worked. Twenty-one of the states were confirmed. His equipment includes a DX-40 transmitter and a Hallicrafters SX-99 receiver, aided by a home-built Q-multiplier. Now that his General Class license is on the way, he is planning to build a VFO and possibly a 15-meter beam.

**Norman Kelley, WA2KNH**, 3 Golton Rd., New Hartford, N. Y., spent the three months between getting his Novice and General Class licenses in working 25 states. His tools included a Heathkit DX-20 and a DX-35 transmitter, an AR-3 receiver, and a 40-meter dipole, 40' high. Norm now has a Hallicrafters SX-100 receiver and is assembling a new Heathkit DX-60 transmitter. . . . **Al Bagdon, KN9YJQ**, 5546 S. Nottingham Ave., Chicago 38, Ill., calls himself a 40-year-old Novice and has enjoyed every minute of the five months he has been on the air. Al operates an Elmac AF-67 transmitter, for which he built the power supply, and a SX-99 receiver. His antenna is a 32' 6" vertical constructed of heavy-duty, aluminum conduit; Al uses a loading coil with it for 80 meters. He has worked 30 states, with 27 confirmed. . . . **Howie Berlin, KN3NEZ**, 207 W. 38th St., Wilmington, Del., uses a home-built, 50-watt transmitter and a "surplus" BC-348 receiver. In spite of antenna problems, he has worked nine states in about six weeks on the air.

**Ranny Chitwood, KN4VBS**, Box 138, Wytheville, Va., is getting the most out of his DX-20 transmitter and AR-3 receiver, plus Q-multiplier. To prove it, he has worked 42 states, England, Puerto Rico, Panama Canal Zone, Morocco, Venezuela, Bermuda, Canada, France, and Germany. His antenna is a simple 40-meter dipole, and he likes 15 meters.

That does it for this month. Don't forget to send in *your* reports and pictures.

*Herb, W9EGQ*

**ADD TO YOUR INCOME**  
**Learn at Home to Fix APPLIANCES**

**FREE SAMPLE LESSON**

Tester Furnished—No Extra Charge.  
 National Radio Institute trains you at home. Every service customer is worth more when you can fix his electrical appliances. Mail coupon for Lesson and Catalog.

National Radio Inst., Dept. D481, Washington 16, D.C.  
 Please send me Electrical Appliance Sample Lesson and Catalog FREE (No salesman will call).

Name.....Age.....  
 Address.....  
 City.....Zone.....State.....

ACCREDITED MEMBER NATIONAL HOME STUDY COUNCIL

## CODE

TELEPLEX METHOD trains you to hear Code signals just as you hear spoken words—because it teaches Code SOUNDS and not dots and dashes. Thirty words with ease . . . fifty words not unreasonable! Starts beginner or advances your present speed. Try it for yourself and compare with anything else. 40 years experience (teaching Code have made the Teleplex Method far superior to all the cheap "gimmicks" on the market. Write today for details. You be the judge! Improved cabinet attains new low cost.)



## TELEPLEX CO.

739-C Kazmir Court, Modesto, Calif.

Canadian Representative: THE HAM SHACK  
 1269 Granville St., Vancouver, B.C.

"Blame the Radio Man's," 64 Dey St., New York City

CUT OUT AND MAIL TODAY



**8 FREE**  
**BIG ISSUES**

**OLSON**  
**CATALOGS**

### TYPICAL VALUE

#### DIAL TELEPHONE

**\$7.93**

No. PH-31

Standard phone company model.



We will send you a new issue every 6 weeks for a full year—NO CHARGE! Compare our World Famous Values.

SEND FREE CATALOGS

Send Dial Telephone @ \$7.93, plus postage

MAIL TO: **OLSON ELECTRONICS**  
 (Formerly Olson Radio)  
 816 S. Forge St., Akron 8, Ohio

NAME \_\_\_\_\_  
 ADDRESS \_\_\_\_\_  
 CITY \_\_\_\_\_ ZONE \_\_\_\_\_ STATE \_\_\_\_\_

## The Flexiformer

(Continued from page 62)

winding data by using the following three steps. Let's check out Table 1 by computing the values for a 5-volt output.

1. Adding 25% of 5 volts to 5 gives 6.25 volts.

2. Dividing 6.25 volts by .3 gives 20.8 turns (nearest whole turn is 21 turns).

3. Dividing 150 amperes by 5 gives 30 amperes.

Since the smallest wire size that can handle 30 amperes is #10, you simply wind 21 turns of #10 wire on the Flexiformer—and you have a 5-volt, 30-ampere transformer, custom-tailored to your specifications.

The secondary can be wound by simply threading the wire through the center hole, around the outside of the unit, and through the hole again.

**Current Transformer.** To use the Flexiformer as an accurate current transformer, you merely thread the current-carrying conductor through the center hole, and connect a 0-1 ampere ammeter between the terminals of the primary winding. The ratio then becomes 400 to 1. If a 400 to 1 ratio is too high, you can lower it by looping the a.c. lead around the core. Table 2 lists several ratios and turns required.

There are many useful variations of windings which can be applied to the Flexiformer. For instance, a center-

MAXIMUM CURRENT (Amperes)	NUMBER OF TURNS	RATIO
400	1	400
200	2	200
100	4	100
50	8	50
25	16	25

Table 2.

tapped winding can easily be obtained by applying two identical windings to the Flexiformer and connecting the end of the first winding to the start of the second. Then a lead is brought out from this connection as the center tap.

In addition, a one- or two-turn secondary winding of heavy wire can provide a high current source for checking the current-carrying capacities of soldered connections and contacts.

# SOLVE CIRCUIT PROBLEMS FAST!

Goodbye to trial-and-error methods. Do every circuit calculation accurately with this book.

YOU'LL BE AMAZED at how easy it is to figure resistances, load inductances, impedances, etc., for ANY part of ANY circuit. With THE ALGEBRA OF ELECTRONICS you quickly gain the tools, techniques, and shortcuts needed.

**Three Great Books in One!**

It's a textbook. All mathematical techniques in electronics explained clearly step-by-step. It's a handbook. Graphs and tables give answers to common electronic problems. It's a review. Every equation, formula and derivation vital to a mastery of electronics reviewed in light of its practical on-the-job applications.

The author, Dr. Chester H. Page of the National Bureau of Standards, discusses basic laws and principles, practical methods of solving simultaneous equations. He develops elementary Fourier waveform analysis, shows effects of frequency selectivity, modulation, and analyzes tubes, transistors and power supplies.

**Try It FREE for 10 Days**

Whether you're a repairman, technician, or engineer, you'll find THE ALGEBRA OF ELECTRONICS profitable, interesting. Send coupon for a FREE 10-DAY EXAMINATION. No obligation—unless you keep the book. Mail coupon today to

**D. VAN NOSTRAND COMPANY INC.,**  
Dept. 172, Princeton, N. J.  
(Established 1848)



**127 TOPICS**

340 pages  
252 illustrations

**D. VAN NOSTRAND COMPANY INC., Dept. 172 PRINCETON, N. J.**

Send—for free examination—THE ALGEBRA OF ELECTRONICS. If I don't feel it can make electronic calculations clearer, easier, and faster, I may return it within 10 days; owe nothing. Otherwise, I will pay \$2.75 down, plus small delivery cost, and \$3 per month for 2 months.

Name..... (Please Print Plainly)

Address.....

City..... Zone..... State.....

**SAVE!** Enclose \$8.75 WITH coupon and we will pay all shipping costs. Same ten-day money-back privilege.

(Foreign and A.P.O.—please add \$8.75 with order.)  
(In Canada: 25 Hollinger Rd., Toronto 16) price slightly higher

## FREE GIANT 1961 204 PAGE CATALOG

# RA

1961

ANNUAL CATALOG 611

SINCE 1927

*A Complete Buying Guide for Everything in*

## RADIO TV ELECTRONICS

**SAVE UP TO 50% ON B-A SELECTED KITS**

**HI-FI AND STEREO SYSTEMS & COMPONENTS**

**TOP VALUES IN POWER AND HAND TOOLS**

**30 PAGES OF BARGAINS NOT IN ANY OTHER CATALOG**

**BURSTEIN-APPLEBEE CO.**

Dept. PE, 1012 McGee St., Kansas City 6, Mo.

Send Free 1961 B-A Catalog No. 611

Name.....

Address.....

City..... State.....

**SEND FOR IT TODAY**



**ELECTRONICS**

BOOK SERVICE

# will send you your choice of these selected electronics and hi-fi books for a 7-DAY FREE EXAMINATION!

Here are some of the world's greatest electronics and hi-fi books...chosen carefully by Ziff-Davis Electronics Book Service as among the best in their fields. You'll find top-notch texts and manuals on theory and instruction...important volumes covering radio and TV servicing, electricity and appliances...reference books to help you understand such fields as computers, electronics experimentation and books on hi-fi and tape.

Each volume is designed to help you get more know-how, greater enjoyment from your electronics specialty or hi-fi hobby—and each is yours for 7 days FREE! Simply write your choices on the coupon below and mail it today. When your books arrive, read and enjoy them for seven full days. If, after that, you don't agree that they are everything you want, return them and owe nothing. Here is the perfect way to build the library every man in electronics must have.



**2500. BASIC ELECTRONICS, Grob**

An introductory text on the fundamentals of electricity and electronics for technicians in radio, television and industrial electronics. \$9.25



**2511. UNDERSTANDING RADIO, 3rd Ed., Watson, Welch and Eby**

For those with little or no technical knowledge who wish to know the fundamentals of radio theory and servicing. \$8.25



**2404. FM RADIO SERVICING HANDBOOK, King**

A practical guide to FM V.H.F. receivers, their design, construction, alignment and repair. \$5.00



**2442. BASIC ELECTRONIC TEST INSTRUMENTS, Turner**

Over 60 instruments described, their uses fully explained, and valuable work-saving short-cuts outlined. \$6.25



**2425. ELEMENTS OF TELEVISION SERVICING FOR BENCH AND FIELD, Marcus and Gendler**

Up to date discussion of installation, servicing and repair of T.V. receivers designed for the practicing serviceman. \$8.15

**2407. HOW TO GET AHEAD IN THE TELEVISION AND RADIO SERVICING BUSINESS, Marcus**

Shows the easy way to get started as a TV-Radio repairman, how to earn while you learn, how to get and keep customers. \$3.50



**2415. MANDL'S TELEVISION SERVICING, Mandl**

This standard text book in the T.V. servicing field provides clear descriptions of the fundamentals of T.V. and practical instruction on the diagnosis and correction of typical trouble. \$7.50



**2667. ELECTRIC MOTOR REPAIR, Rosenberg**

All details of modern motor repair work. Actual demonstrations of what to do and why. Designed for bench use with a duospiral binding that lies flat. \$9.25



**2011. STEREO & HI-FI DIRECTORY, 1961, Ziff-Davis**

New! Over 1200 component listings, 800 photos; latest models, prices! Entire sections on every phase of stereo and monaural high fidelity. \$1.00



**2010. AUDIO YEARBOOK, 1961, Ziff-Davis**

Brand new edition. Advanced discussions and instructions on every phase of audio. Special features make this an excellent guide for the advanced audiophile. \$1.00



**2755. THE PRACTICAL HI-FI HANDBOOK, King**

A guide to high fidelity sound reproduction for the service engineer and amateur. Chapters on amplifiers, loudspeakers, pickups, microphones, record players, disc, tape and stereo. \$5.95



**2765. YOUR TAPE RECORDER, Marshall**

This book helps to eliminate trial and error under all conditions. Includes illustrations of 55 magnetic recorders with specifications. \$4.95



**2750. ELEMENTS OF MAGNETIC TAPE RECORDING, Haynes**

How to get professional results with tape the way the experts do. Basic techniques, how to splice and edit, how to repair and maintain your recording equipment. \$7.95





**2752. HIGH QUALITY SOUND REPRODUCTION, Moir**

A perfect manual for both the professional engineer and the serious amateur in high fidelity. Complete coverage of sound reproduction in 591 pages. \$15.00

**2002. ELECTRONIC KITS DIRECTORY, Ziff-Davis Publishing Company**

New 1950 edition lists over 750 kits, latest models, prices and features for hi-fi, ham radio, SWL, shop improvement, Citizen's Band, fun and education. \$1.00



**2006. ELECTRONIC EXPERIMENTER'S MANUAL, Findlay**

With a few dollars worth of basic tools and this book to guide you, you can explore electronics experimentation more completely than ever before. 10 big sections. \$4.95

**2351. RADIO PROJECTS, Marcus**

10 easy-to-construct radios described in this book cover the field thoroughly and completely, progressing in difficulty from the simple crystal detector to the super-heterodyne receiver. \$3.85

**2001. 1960 ELECTRONIC EXPERIMENTER'S HANDBOOK, Ziff-Davis Publishing Company**

40 projects for home and shop, 20 of which are transistorized. Special section on understanding transistor circuits. \$1.00; 2009. cloth, \$1.95

**2004. HI-FI ANNUAL & AUDIO HANDBOOK, Ziff-Davis Publishing Company**

1960 edition. Prepared by the editors of Electronics World. An excellent advanced guide to theory, construction and circuitry. \$1.00.



**2008. CLASS D CITIZENS RADIO, Sands**

First complete book on Citizens Radio operation. Covers Class D history, rules, applications, how it works. Many illustrations. \$4.95

**2901. HAM RADIO, Hertzberg**

Tells exactly how to become a "ham"—how to obtain a ham "ticket," how to learn code, how to select receivers and transmitters—everything you need to know is between the covers of this handy guidebook. \$2.50

**2907. RADIO OPERATING QUESTIONS AND ANSWERS, Hornung & McKenzie**

Presents specific information on radio law, operating practices and theory for those studying to pass the FCC commercial radio operator exams of the various license grades. \$6.25



**2600. TRANSISTORS, Gillie**

Describes and analyzes semi-conductors and transistors and how they behave. 300 pages, illustrated. \$7.95



**2000. STEREO HI-FI GUIDE, Ziff-Davis Publishing Company**

Just published! 1960 edition features 60-page exclusive by Joseph Marshall on components and how they work. \$1.00

**2501. ELEMENTS OF ELECTRONICS, Hikey and Villines**

This basic electronics text offers an excellent course for training radio and electronics technicians and for students in television, radar and sonar. \$6.95



**2007. COMPUTERS AND HOW THEY WORK, Fahnestock**

A fact-filled guidebook to electronic computers. Explains the working of every major computer system. Must reading for all who want a more complete knowledge of this important field. \$4.95

**2601. TRANSISTORS IN RADIO, TELEVISION AND ELECTRONICS, Kiver**

A descriptive, non-mathematical text for radio, television, electronics technicians and for those who want a working knowledge of transistors and circuits. \$7.95

**3700. ELECTRONICS & NUCLEONICS DICTIONARY, Cooke & Marcus**

New! A revised, enlarged edition containing authoritative definitions of terms used in radio, television, industrial electronics, nucleonics, sound recording, etc. Bigger and better than ever! \$12.00

*See Your  
Parts Jobber  
Or Use This  
Coupon Today!*

Leading radio and electronics parts jobbers, hi-fi dealers and salons are making their stores headquarters for books on every electronics subject. You can take this list to your favorite dealer for immediate purchase.

If your local parts jobber or dealer does not carry books, use the coupon for prompt delivery from ELECTRONICS BOOK SERVICE, on a 7 day free trial basis.

**ELECTRONICS BOOK SERVICE  
One Park Avenue, New York 16, N. Y.**



Please send me the book(s) I have listed below for a FREE 7-Day Trial Examination. I understand that if I am not completely satisfied, I may return my selection(s) and I'll owe you nothing. Otherwise, I will send you payment for the book(s) of my choice, plus postage and handling.

NUMBER	TITLE	PRICE
*TOTAL		

\*New York City Residents, please add 3% sales tax.  
(If you need more space for other titles, attach a sheet of paper with add. list.)  
 SAVE MONEY! Enclose payment in full for the book(s) of your choice and we will pay shipping charges. Same return privileges and prompt refund guaranteed.  
 Please send me FREE CATALOG, when published. EF540

NAME \_\_\_\_\_ PLEASE PRINT CLEARLY

ADDRESS \_\_\_\_\_

CITY \_\_\_\_\_ ZONE \_\_\_\_\_ STATE \_\_\_\_\_

(7-day free trial offer good only in U.S.A. and Canada. Foreign customers must enclose payment in full. Satisfaction guaranteed or money refunded.)


# FREE ELECTRONICS APTITUDE TEST



Prove to yourself that you are qualified to learn 2-way FM radio servicing. All you need to know is basic electronics to begin studying for a rewarding career in this rapidly growing field.

Two-way radio technicians are desperately needed now to fill the many full and part time job opportunities in service shops throughout the country. The 38 lesson Motorola Training Institute *home study course* trains you to be a qualified 2-way FM radio technician in as little as 6 to 8 months. You learn up-to-date trouble-shooting and servicing techniques, system analysis and circuitry, plus all the vital material on transistors and new transistorized equipment.

Step ahead to greater earnings, a better future by learning 2-way FM radio servicing. Send for your FREE Motorola Training Institute electronics test today. *No obligation and no salesman* will call.



**MOTOROLA TRAINING INSTITUTE**  
4501 Augusta Blvd., Dept. A-159, Chicago 51, Illinois

Please send me your FREE electronics test, plus details on the Motorola Training Institute home study course. (please print)

NAME \_\_\_\_\_  
ADDRESS \_\_\_\_\_  
CITY \_\_\_\_\_ ZONE \_\_\_\_\_ STATE \_\_\_\_\_



## Earn BIG MONEY

**Learn TELEVISION, RADIO ELECTRONICS, RADAR, SONAR** in your spare time at home. Earn as you learn.

**CYS OFFERS COMPLETE TRAINING** Why be satisfied with 1 year's "Christy's Simm Method" Home Training System since your training. Makes learning fun.

**19 TRAINING KITS SENT!** Multi-tester, Oscillator, Signal Tracer, Oscilloscope, Signal Generator, Electronic Timer, Regenerative Radio, Giant-sized Television Receiver (optional). Do hundreds of exciting experiments.

**FREE BOOK—TWO SAMPLE LESSONS** together with "Pay later form" sent on request. **CHRISTY TRADES SCHOOL**, Dept. T-814, 3214 W. Lawrence, Chicago 25.

TRAINING KIT FURNISHED

## engineering degree in 27 months

Better income . . . faster advancement. *Important firms like Tri-State graduate.* BACHELOR OF SCIENCE DEGREE IN 27 MONTHS in Elect. (Electronics or Power major), Mech., Aero., Chem., Civil Engineering, IN 36 MONTHS in Business Administration (General Business, Aviat., Motor Transport Mgt. majors). Small classes. More professional class hours. Well-equipped labs. Campus. Dorms. *Modest costs.* Founded 1884. Enter Mar., June, Sept., Jan. Write J. D. McCorkin, Director of Admissions, for Catalog and "Your Career in Engineering and Commerce" Book.

**TRI-STATE COLLEGE** 3621 College Avenue  
Angola, Indiana



**SHIRT POCKET TRANSISTOR RADIO**

Built-in Ferrite Antenna—Tiny 1 1/2" Speaker!  
**WORLD'S SMALLEST REAL RADIO!** Smaller than a pack of cigarettes! Uses double rectified TRANSISTORS. Guaranteed to receive local stations anytime, anywhere! Uses standard 1.5 flashlight battery. American made and service guaranteed for one year.

**SEND ONLY \$3.00** (cash, ck, mo) and pay postman \$6.99 plus postage on arrival or send \$9.98 for postpaid delivery. Sent complete. Ready to play! Available only by mail from:

**MIDWAY COMPANY**  
Dept. REL-2 Kearney, Nebraska

## Short-Wave Report

(Continued from page 90)

The following is a resume of current reports. All times shown are Eastern Standard and the 24-hour system is used. At time of compilation, all listings are as accurate as possible. Stations may change schedule and/or frequency with little or no advance notice. Please send all reports to P. O. Box 254, Haddonfield, N. J., in time to reach your Short-Wave Editor by the eighth of each month.

**Bechuanaland**—ZNB, Mafeking, operates on 5900 kc. only and not on 8225 kc. as often reported. In South Africa it is heard at 0555 s/on with Morse ID to 0600, music to 0615, relayed news from South Africa to 0635, music to 0700 s/off; s/on again at 1155 with Morse ID, news from Johannesburg to 1220, music to 1430 s/off. On Sundays there is no program at 0555; the later program runs from 1300 to 1430. (ZSPE1A)

**Canada**—The Canadian Broadcasting Corp. carries Eng. daily to Europe at 1530-1600 (1530-1615 Saturdays and Sundays) on 15,320 and 11,720 kc.; to the Caribbean and Latin American areas daily at 1800-1830 on 15,190 and 11,760 kc.; to Eastern and Central areas of Northern Canada daily at 1700-1745, and to Central and Western areas daily at 2000-0205, on 11,720 and 9585 kc. There is also an Eng. mailbag on Sundays to Europe at 1530-1600 on 15,320 and 17,820 kc. (WPE2DPS, WPE5AWM, WPE6BO, WPE6BPN, WPE6UD, WPE8AGY, WPE9AGB, WPE9IP, WPE9WR, and R. Canada)

**Central African Republic**—There are conflicting reports on R. Bangui. A letter from the station gives the schedule as 0030-0700 on 9513 kc. and 1245-1500 on 5982 kc. However, the latest SORAFOM schedules show it to be Mondays, Wednesdays, and Fridays at 0030-0130, 0630-0730, and 1145-1500, Sundays at 0200-0700, other days at 0030-0130, 0630-0730, and 1200-1500 on 5035 kc. (4 kw., 0030-1500) and 9515 kc. (4 kw., 0630-0730; Sundays at 0200-0700). (WPE1BM)

**Colombia**—R. Sutatenza, Calle 20 No. 9-45, Bogota, is presently testing a 50-kw. xmtr on 5095 kc. and may be in operation on a regular schedule by the time you read this item. In addition, they will operate on 3250 kc. (10 kw.), 6075 kc. (10 kw.), and 5075 kc. (25 kw.). Their schedule reads 0550-0900 and 1350-2210 only in Castellana. (WPE8MS)

**Congo**—Brazzaville was noted on 9605 kc. to 1655 s/off with African music (WPE1BM). The 11,725-kc. outlet was noted with Eng. and French news at 2015-2030. On Fridays there is an American Letterbox program at 2030-2045 followed by French lessons to 2100. (WPE1ARL, WPE2CGG, WPE4SP, WPE6UD, WPE8BZP, VESPE1BQ, VESPE6D)

**Dominican Republic**—Just at press time we found a new outlet of R. Caribe, Ciudad Trujillo, in the 19-meter band at 2000-2030. But a severe aurora display completely wiped out all 19-meter band stations before we could get

Always say you saw it in—POPULAR ELECTRONICS



a frequency check on this outlet—our guess is between 15,200 and 15,250 kc. (Ed.)

**Ecuador**—*La Voz de la Democracia*, Quito, was noted on 6075 kc. (listed as 6070 kc.) at 0325 with a variety program. (WPE9KM)

**Ethiopia**—*R. Addis Ababa* is testing at 1320-1340 with music and requests for reports in Eng. on 11,875 kc. to W. Europe and 15,345 kc. to W. Africa. Reports go to Ministry of Information, P. O. Box 1364, Addis Ababa. (WPE1AAC, WPE1EM, WPE1BY, WPE1CR, WPE1KO, WPE2AXS, WPE4BKJ/DL4, WPE4HJ, WPE9KM)

**Formosa**—*The Voice of Free China*, Taipei, is noted on 11,735, 15,345, 17,785, and 17,890 kc. at 2030-2100 broadcast to N.A. and Hawaii. (KL7PE1K)

**Germany**—*Deutsche Welle*, Cologne, now broadcasts to Japan at 0445-0745 on 17,815 and 15,295 kc.; to Africa at 1215-1515 on 15,275 and 11,870 kc.; to W. Africa at 1415-1715 on 11,925 and 9605 kc.; to Near East (second program)

### QSL CARDS FOR YOU?

Your Short-Wave Editor has received a number of QSL cards addressed to WPE call-signs. Check the following list to see if your call is among them. If so, please write us and ask for your cards. A postage stamp included with your request will be appreciated.

WPE1AM	WPE2EC	WPE6AGA
WPE1ANK	WPE2EG	WPE6BS
WPE1AOD	WPE2GY	WPE8BKH
WPE1KR	WPE3ABH	WPE9AKS
WPE1NM	WPE3AGB	WPE9ASN
WPE1NO	WPE3AGE	WPE9BDA
WPE2ABZ	WPE3AU	WPE9FJ
WPE2ATS	WPE3GO	WPE9HC
WPE2BPQ	WPE3UY	WPE9MA
WPE2CA	WPE3ZR	WPE9TV
WPE2CBP	WPE4DV	WPE9UL
WPE2CCO	WPE5LU	WPE0ABC
WPE2CFZ	WPE5NM	WPE0ACM
WPE2CIJ	WPE5OY	WPE0AQJ
WPE2CSL	WPE5PM	WPE0OI
WPE2DB	WPE6AFB	WPE0OR

Send your request to Box 254, Hadonfield, N. J., and be sure to include your call as well as your name and address.

at 0845-1015 on 17,815 and 15,275 kc. All other xmsns remain unchanged. (WPE1BY, WPE2AXS, WPE4CGX, WPE6AA, WPE9BVS, VE3PE6D)

**Ghana**—Accra gives this schedule: 0030-0300 and 1130-1715 on 4915 and 3366 kc., and 0700-1130 on 4915 and 9640 kc. (WPE4BMR, VE3PE1BC)

**Greece**—The new schedule from Athens reads: to Cyprus at 0200-0315 and 0530-0800 on 9605 and 15,345 kc., and at 1315-1345 on 9605 and 11,720 kc.; to Near Eastern areas at 0400-0500 and 0830-1015 on 11,720 and 15,345 kc., at 1100-1200 on 9605 and 15,345 kc.; to Europe at 1215-1245 on 11,720 and 15,345 kc., and at 1400-1500 on 11,720 and 9605 kc. English is aired at 1230. (WPE8HF)

**Honduras**—*R. America*, Tegucigalpa, is

# NEW 4-WAY POCKET TOOL

a real "working partner" for removing backs of TV sets and installing antennas



1 It's a 1/4" nut driver!  
Fits Parker-Kalon screws.

Genuine Xcelite plastic handle.  
Equipped with pocket clip.

2 It's a 7/16" nut driver!  
Ideal for antenna installations.

3 It's a No. 1 Phillips screwdriver!

Double-end blade inserts in 7/16" hex opening.

4 It's a 3/16" slotted screwdriver!

## XCELITE

XCELITE, INC. • ORCHARD PARK, N. Y.  
Canada: Charles W. Pointon Ltd., Toronto, Ont.

See "No. 600" next time you pick up parts.

*sweet, natural, smooth, lucid, dulcet, pleasing, faithful, vibrant, glistening, thrilling, sensitive... in a word...*

*clean, silky, transparent, sparkling, realistic, clear, pure, true,*

T203 T202

## SPHERICON\*... UNIVERSITY'S FABULOUS SUPER TWEETER

Achieves the most musical response, the widest range of any tweeter ever made... from 3000-40,000 cps... within 2 db to 22,000 cps!

Try this! Bring your favorite record to your University dealer. Listen to it through any speaker system connected to the Sphericon. You'll hear highs "as sweet as a bird"... highs you never heard on that record before! And you'll see how the Sphericon matches perfectly to any system — especially systems with high compliance speakers — with no loss in bass efficiency. Two models to choose from — the T203 in handsome case for external mounting, 6 3/4" x 5 1/4" x 2 3/4" deep. The T202 for internal mounting, 4 3/8" dia. x 4" deep. Both complete with built-in network and treble control. Each, \$24.95 net.

New *Informal Guide to Component High Fidelity* now available. Write Desk A-2, University Loudspeakers, Inc., 80 So. Kenosico Ave., White Plains, N. Y.



\*PATENTED

A Division of Ling-Temco Electronics, Inc.



**KUHN** "LEADERS IN SPECIALIZED RECEIVING EQUIPMENT"

**MOBILE FIXED CONVERTERS**

- POLICE
- FIRE
- COMMERCIAL
- CITIZEN'S BAND

**331B** Crystal controlled. Requires no high voltage supply. For transistor car radios. Can be connected in moments for emergency use. 2-54 MC. Complete \$24.95. Other models for 108-162 MC available.



**315A** A practical converter for emergency use with home or auto sets. Easily installed. Tunable over 12 MC in 26-54 MC or 30 MC in 108-174 MC band. COMPLETE \$13.95

**315AC** Crystal controlled up to 54 MC. COMPLETE \$18.95  
Crystal controlled up to 165 MC. COMPLETE \$22.95

**315AD** Crystal controlled. For use with transistor car radios. 2-54 MC. COMPLETE \$17.95

**316A** VARIABLE CONVERTER. Front panel tuning permits rapid change between separated signals over 10 MC range in 26-54 MC or 108-174 MC band. COMPLETE \$19.95

**CONVERTERS ALL EQUIPPED WITH SELF CONTAINED SWITCHING AND LEADS FOR RAPID CHANGE-OVER**

**326B** SUPER CONVERTER. Crystal controlled. For transistor car radios. Ultra high gain. Self contained ANL. 2-54 MC. Complete \$44.95

ORDER TODAY or SEND FOR FREE CATALOG... containing complete information on a full line of CONVERTERS AND RECEIVERS FOR EVERY APPLICATION



20 GLENWOOD CINCINNATI 17, OHIO

**Experimenters • Amateurs • Hobbyists**

Extraordinary values await you in government surplus electronic components. Don't buy anything until you have our "Bargain Bulletin"; new material for mere dimes on the dollar. Remember, everything is brand new; here are typical values:

Stancor P-4004 power transformer	\$21.1st. 9 lbs.	\$4.44
Cornell-Dubilier TJJ-15100, 10 mid 1500 volt.	4 lbs.	3.19
BC-610 tuning units, specify TU number.	4 lbs.	3.45
6V6GT vacuum tubes, a dozen or	3 lbs.	6.95
5 wct ft xfr, 15 kv ins, 220-240 60 pr.	19 lbs.	6.45
Auto xfrmr, 110 60 to 220 60, 90 watts	7 lbs.	2.29
Sealed 115 v/60 cyc relay, DPDT rated 5 amps.	10 oz.	1.95
Astatic 400-D tone arm with dual sapphires, cer.	1 lb.	7.45
455 KC IFS, National or equal.	10 oz.	.79
Electrolytic, 3 x 20 400 volts-8 oz, 59c.	10 for	4.95

WRITE TODAY FOR FREE GOVERNMENT SURPLUS BARGAIN BULLETIN

**JOE PALMER** P.O. Box 6188 CCC, Sacramento, California

**GET INTO ELECTRONICS**

V.T.I. training leads to success as technicians, field engineers, specialists in communications, guided missiles, computers, radar, automation. Basic & advanced courses in theory & laboratory. Assoc. degree in 20 mos., B. S. obtainable. ECPE accredited. G.I. approved. Graduates with major companies. Start Feb., Sept. Dumps, campus, H. S. graduates or equivalent. Catalog.

**VALPARAISO TECHNICAL INSTITUTE**  
Dept. PE VALPARAISO, INDIANA

**SHORT WAVE RADIO ADAPTER**

ADAPTS ANY HOME PORTABLE OR CAR RADIO TO RECEIVE SHORT WAVE, FOREIGN BROADCASTS, on 31 and 25 meter bands, Gets Russia, Europe, all over the world day and night. Up to 1200 miles away. Gets Voice of America, Army and Air Force Broadcasts. Just set NEAR home or portable radio on chip to dial in car. No wiring needed! IRON-CLAD POWERED with self-contained flashlight battery. Sent complete ready to use with QUICK, EASY INSTRUCTIONS.

**SEND ONLY \$3.00** (Deposit cash, or, money and pay postman balance of \$9.95 on arrival plus COD postage or send \$12.95 for postpaid insured delivery. Guaranteed performance. Available only in U.S. plus air mail only from)

**WESTERN RADIO** Dept. SEL-2 KEARNEY, NEBRASKA

heard at 6045 kc. (listed as 6050 kc.) at 0000 with ads and pop music. This may be a move to avoid QRM with HCJB, Ecuador. (WPE9KM)

**Iceland**—TFJ, Reykjavik, may definitely moved to 11,780 kc. from 11,785 and 12,175 kc. The program opening at 1455 is seldom in the clear but you might try for the 0815-0925 segment on Sundays. (WPE1BM)

**Indonesia**—A rarely-tuned station is YDR3, Ambon, 3241 kc., noted around 0615 with Indonesian songs and native language. (WPE3NF)

**Italy**—Rome has English as follows: to N.A. at 1930-1950 and 2205-2225 and to N. Africa, Near East, and Malta at 0420-0440 on 11,905 and 9575 kc.; to Australia, New Zealand, and the Far East at 0400-0440 on 21,560, 17,800, and 15,325 kc.; to the Middle and Far East at 0545-0602 on 21,560, 17,800, and 15,400 kc.; to South Africa at 1035-1055 on 21,560 and 17,770 kc.; to Great Britain at 1320-1340 on 9515 kc. Problems of NATO are broadcast on Thursdays at 1255-1302 and problems of "European Unity" on Mondays at 1302-1310 on 9710, 7275, and 5960 kc. (WPE2BAZ, WPE4CGX, R. Rome)

**Kuwait**—Kuwait has been noted on 4967 kc. at 1557 with Arabic chanting; clock chimes at 1600; Arabic ID; then news. The station closed at 1620 with a short march number. (WPE3NF)

**Lebanon**—Beirut is currently on 8022 kc. and was noted at 1655 with Eastern music; closing is abrupt at 1730, often with no announcement. (WPE4BC)

**Martinique**—R. Martinique, Fort-de-France, is heard well on 5994 kc. from 0515 s/on with guitar IS and the French anthem until about 0600 when it fades. (WPE8MS)

**Mauretania**—Radiodiffusion de la Republique Islamique de Mauretanie, Saint Louis, is scheduled to operate at 0200-0300 and 1455-1845 on 4855 kc. and at 0715-0830 on 9610 kc. They will verify correct reports with a nice letter in Eng. if an IRC is enclosed with the report. (WPE8MS)

**Monaco**—Trans-World Radio, Monte Carlo, is operating on 9705 kc. to Great Britain from 1430 to 1745 s/off, mostly with Eng. religious programs. Another outlet is on 7215 kc., heard at 1600-1630. (WPE1AAC, WPE1BY, WPE1KO, WPE4HJ, WPE9KM, BB)

**Netherlands**—R. Nederland carries Eng. as follows: to New Zealand and Australia at 0500-0550 on 21,480 and 17,775 kc.; to Africa and India at 0900-0950 on 25,610 and 15,445 kc.; to N.A. and Europe at 1615-1705 on 11,730, 9590, and 6020 kc.; and to N.A. at 2030-2120 on 9590 and 6025 kc. The "Happy Station Program" is radiated on Sundays to the Far East and Europe at 0530-0700 on 21,565, 17,775, and 6020 kc.; to India, Africa, and Europe at 1100-1230 on 21,565, 21,480, and 6020 kc.; to Spain and South America at 1600-1730 on 15,425, 11,950, and 6020 kc.; and to N.A. at 2100-2230 on 9590 and 6025 kc. (WPE6UD, VE4PE2U, R. Nederland)

**New Caledonia**—R. Noumea, Boite Postale 327, Noumea, operates on 6035 kc. in French at 1400-1500 and 1900-2100 Monday through Saturday, at 1600-2100 on Sundays, and at 0200-0530 daily. News is given at 1430 and 1455 Monday through Saturday, and at 2000 and

0300 daily. According to M. R. Le Leizour, the director, they will have Eng. early in 1961 for listeners in New Zealand, Australia, Fiji, and the Solomon Islands. (WPE8MS)

**Nigeria**—Eastern Nigeria B/C Service, Enugu, is being noted on 4855 kc. from as early at 1430 to 1730/close, all English. News is given at 1800. QRM from *R. Mauretanie* after 1630 makes it impossible to catch the mailing address. (WPE1AAC, WPE1BM, WPE1BY)

**Peru**—The "traveler," OAX4J, *R. La Cronica*, Lima, is on the move again and currently checks in on 9402 kc., where it is heard at

### SHORT-WAVE ABBREVIATIONS

Anmt—Announcement	L.A.—Latin America
Eng.—English	N.A.—North America
ID—Identification	QRM—Interference
IRC—International Reply Coupon	R.—Radio
IS—Interval signal	s/off—Sign-off
kc.—Kilocycles	s/on—Sign-on
kw.—Kilowatts	xmsn—Transmission
	xmtr—Transmitter

1930-2145 with L.A. and native music, ads, and all-Spanish programing. (WPE9KM, WPE0AE)

**Portugal**—*Emissora Nacional*, Lisbon, is heard well on 9755 kc. around 2000 in Portuguese. English is beamed at 0845-0930 on 21,495 kc. to India, Pakistan, and the Persian Gulf area, and at 1215-1300 on 17,895 kc. to E. Africa. (WPE4BKJ/DL4, WPE8MS)

**Rumania**—Bucharest airs Eng. to Europe at 1430-1500 on 9510 and 6190 kc., and at 1600-1630 and 1730-1800 on 7195 and 5990 kc.; to N.A. at 2030-2130, 2200-2230, and 2330-0000 on 11,810, 9570, 9510, 7225, 7195, 6190, and 5980 kc. (9570 kc. not used at 2030-2130); to the Near and Middle East at 1230-1300 on 7195 kc., and at 1400-1430 on 9510 and 6190 kc. A concert is given daily at 1100-1130 on 11,937, 9510, 7195, 6190, and 5990 kc. The Letterbox program is broadcast on the first and third xmsns on Tuesdays. (WPE2BRH, WPE8BBL, WPE8BJJ, WPE0ARS)

**Spanish Guinea**—Juan Medem, Director of *Emissora de Radiodiffusion de Santa Isabel*, writes that they operate on 7160 kc. (I heard them on 6240 kc.) with either a 1-kw. or 3-kw. xmtr into either a vertical antenna or a medium-wave dipole. Their schedule reads: 0130-0230 daily except Sundays; 0700-0900 (Sundays to 0930); 1200-1600 Mondays, Wednesdays, and Fridays; 1200-1715 Tuesdays, Thursdays, and Saturdays. (WPE1BM)

**Surinam**—AVROS, Paramaribo, has moved from 15,405 kc. to 15,463 kc. and was noted at 1930 with music. The 4852-kc. channel was also tuned with good signals from 0425 s/on, trumpet fanfares and chimes, then into Dutch. (WPE8MS, WPE9KM)

**Switzerland**—Berne now operates to N.A. at 2030 and 2315 on 6165, 9535, and 11,865 kc. (15,315 kc. has been deleted from the schedule). The Tuesday DX program has been switched to Fridays to avoid conflict with another station. (WPE1BBB, WPE1II, WPE2DDV, WPE2DDJ, WPE3BQQ)

**United Arab Republic**—Damascus has moved from 5675 to 5704 kc. and is strong at 1645

## COLLEGE-LEVEL ELECTRONICS

STUDY

WORK

ASSOCIATE DEGREE  
2-YR. RESIDENCE

PLAY

IN

STUDY for CAREER  
in Industrial Field

BEAUTIFUL  
COLORADO

- MISSILES
- COMPUTERS
- RADAR
- AUTOMATION
- MICROWAVE
- TRANSISTORS
- SERVOMECHANISMS
- CO-EDUCATIONAL
- DORMITORIES
- AT FOOT OF ROCKIES

MAIL NOW FOR FREE INFORMATION

NAME \_\_\_\_\_ AGE \_\_\_\_\_

ADDRESS \_\_\_\_\_

CITY \_\_\_\_\_ ZONE \_\_\_\_\_ STATE \_\_\_\_\_

INTERESTED IN  RESIDENT  HOME STUDY

**COLORADO TECHNICAL INSTITUTE**  
P. O. BOX 7757 DENVER 15, COLO.



LEADS AGAIN WITH  
CITIZENS "RADIO-PHONE"  
BAND TR-910 TRANSCEIVER



Amazing at only

**99.95**  
LIST

Furnished with Ceramic Microphone and one Transmitting Crystal

For Communication on the move!

- Push-to-talk with foolproof relay
- Full Squelch control
- Built-in "S" and plate current meter
- 5 channel Transmit
- 22 channel Vernier controlled receive
- Automatic noise limiter

Write for Brochure and Name of Your Nearest Dealer

**UNITED SCIENTIFIC LABORATORIES, INC.**

35-09 37th AVE., LONG ISLAND CITY 1, N. Y.  
Also Mfr's of DeWald HI-FI Stereo Components and FM Radio



## 2 WAY PORTABLE RADIO SET



Sends-receives-your voice 1/2 to 10 miles as shown with built-in antenna—depending on location—more with outside antenna! No permits, license, age limit or restrictions on gov't appl. "11 Mr LP Band." Portable—Size only 6 1/2" x 4 1/2" x 3 1/2". Complete ready to operate—nothing else to buy. Guaranteed to work. 110 volt "plug-in" ANYWHERE. ANYTIME! 2 or more sets can be used together. "Times in" all Citizens Band Channels.

**SEND ONLY \$5** deposit for each set and pay postman balance of \$24.95 COD plus postage or send \$29.95 for postpaid insured delivery or write for more information. Available only from:

WESTERN RADIO Dept. HPE-2 KEARNEY, NEBRASKA

## PORT ARTHUR COLLEGE ELECTRONICS COMMUNICATIONS

AM FM Television Broadcast Engineering  
Industrial Electronics—Automation

CHECK THESE FEATURES: Tuition \$36 per mo., room & board \$52 per mo. in dorm on campus. College operates 5 KW broadcast station. Students get on-the-job training at studios on campus. FCC license training with all courses. Well equipped classrooms & lab., am fm transmitters, radar & marine eqmt., television camera chain, experiment lab test eqmt. & other training aids. Our graduates in demand at good salaries. Free placement service. Have trained men from all 50 states. Approved for GI. Write to Dept. P-261 for Free Booklet.

**PORT ARTHUR COLLEGE** Port Arthur  
Texas  
Established in 1909



**SOUTHEAST  
HEADQUARTERS  
FOR**

## CITIZENS BAND

Philmore Kits from ..... \$ 39.95

Eico Kits from ..... \$ 59.95

Wired U.S.L. from ..... \$ 74.95

Johnson Messenger from .... \$134.95

ANTENNA SPECIALISTS CB ANTENNAS

Mobile \$8.97 Ground Plane \$15.95

**HERMAN ELECTRONICS, INC.**  
1365 N.W. 23rd ST. MIAMI 42, FLORIDA

Please send me your free 1961 catalog

NAME \_\_\_\_\_  
ADDRESS \_\_\_\_\_  
CITY \_\_\_\_\_ ZONE \_\_\_\_\_ STATE \_\_\_\_\_

with Arabic music and ID; it was also noted at 2325. (WPE3NF)

Cairo has moved from 11,940 to 11,915 kc. (announcing at 11,920 kc.), and has been noted at 1530-1700 with German to 1600, Italian to 1630, Eng. to 1700. Another Eng. program (to Africa) was heard at 1650-1715 on 17,690 kc. (WPE9KM, WPE0AE, JB)

**USA—KEYS**, Corpus Christi, Texas, has been heard on or near 26,380 kc. with some remote-pickup relays. (WPE2ALE)

**Vatican City—Vatican Radio** has moved from 11,685 to 11,740 kc. for its two Eng. programs at 1000 and 1315. Meanwhile, Tashkent,

### SHORT-WAVE CONTRIBUTORS

Stanley Schwartz (WPE1AAC), Bridgeport, Conn.  
C. W. Green (WPE1ARL), Pittsfield, Mass.  
Richard White (WPE1BBB), Pawtucket, R. I.  
Jery Berg (WPE1BM), West Hartford, Conn.  
Alan Roth (WPE1BY), Bridgeport, Conn.  
Jim O'Mara (WPE1CR), So. Boston, Mass.  
Gregory Killam (WPE1H), Reading, Mass.  
Edward Bowker (WPE1KO), Keene, N. H.  
Richard Roll (WPE2ALE), Hamburg, N. Y.  
Robert Newhart (WPE2AXS), Merchantville, N. J.  
James L. Bauer (WPE2BAZ), Forest Hills, N. Y.  
Albert Mencher (WPE2BRH), Bayside, N. Y.  
Billy Hudzik (WPE2CGG), Plainfield, N. J.  
Linda Levine (WPE2DDV), Forest Hills, N. Y.  
Joseph Egert (WPE2DID), Newark, N. J.  
Ed Seeger (WPE2DPS), Haddonfield, N. J.  
R. M. Bingham (WPE3BQQ), Stillwater, Pa.  
George Cox (WPE3NI), New Castle, Del.  
Grady Ferguson (WPE4BC), Charlotte, N. C.  
Jay Worrall (WPE4BKJ/DL4), U. S. Army, Europe  
Johnny Futch (WPE4BM), Nashville, Ga.  
A. V. Dunaway (WPE4CGA), Mableton, Ga.  
Alan Knapp (WPE4HJ), Roanoke, Va.  
Albert Balkema (WPE4SP), Norfolk, Va.  
Wesley Hutson (WPE5WFM), San Antonio, Texas  
Stewart MacKenzie (WPE61A), Long Beach, Calif.  
Ray Lundquist (WPE6B0), Los Angeles, Calif.  
Shaler Hanisch (WPE6BPN), Pasadena, Calif.  
James Saindon (WPE6UD), Coronado, Calif.  
Ronald Luyster (WPE8AGY), Flushing, Ohio  
Robert Kipp (WPE8BL), Detroit, Mich.  
Walker Johns (WPE8BJJ), Lima, Ohio  
Bill Sweitzer (WPE8BZP), Cleveland, Ohio  
Dan Wilt (WPE8HF), Akron, Ohio  
Mike Kander (WPE8MS), Dayton, Ohio  
Earl Kinmonth (WPE9AGB), Joliet, Ill.  
George Chesley (WPE9BVS), Bloomington, Ill.  
Robert Frey (WPE9IP), Niles, Ill.  
A. R. Niblack (WPE9KM), Vincennes, Ind.  
Donald Sullivan (WPE9WR), Villa Park, Ill.  
John Beaver, Sr. (WPE0AE), Pueblo, Colo.  
Jack Hubby (WPE0ARS), Colorado Springs, Colo.

Edward Tilbury (KL7PE1K), Anchorage, Alaska  
Russ Smith (VE3PE1BC), North Bay, Ont.  
Ron Walsh (VE3PE1BQ), Kingston, Ont.  
Donald Golding (VE3PE6D), Oshawa, Ont.  
Jim Roik (VE4PE2U), Winnipeg, Manitoba  
Dave Brooks (ZSPE1A), Johannesburg, South Africa  
Bernard Brown (BB), Derby, England  
John Black (JB), Brunswick, Ga.

R. Canada, Montreal, Que.  
R. Rome, Rome, Italy  
R. Nederland, Hilversum, Netherlands

USSR, has moved slightly to avoid QRM from Vatican Radio, no longer on 11,685 kc. (WPE2BRH, WPE4BC, WPE0AE)

The transmission to India, Pakistan and Ceylon at 1100-1115 on 17,840 kc. (Mondays, Wednesdays, and Saturdays) is strong most days. This is in English. (WPE8AGY)

**Clandestine—R. Cuba Independiente**, 6145 kc., has been heard infrequently from about 1530 to after 1900 with Spanish speeches. (WPE4HJ)

-30-



# RAD-TEL



# RAD-TEL'S FIRST QUALITY

WHY PAY MORE? - BUY  
DIRECT FROM RAD-TEL  
FOR SAVINGS AND  
PERFORMANCE  
IN RADIO AND  
TV TUBES



**Up to 75% OFF on BRAND NEW TUBES**

**GUARANTEED ONE FULL YEAR!**

You Can Rely On Rad-Tel's Speedy One Day Service!

NOT USED—NOT PULLED OUT OF OLD SETS • EACH TUBE INDIVIDUALLY AND ATTRACTIVELY BOXED!

Qty.	Type	Price	Qty.	Type	Price	Qty.	Type	Price	Qty.	Type	Price	Qty.	Type	Price	Qty.	Type	Price
—	024M	.79	—	4807	.96	—	6AR5	.55	—	6CG7	.60	—	6SA7GT	.76	—	8E88	.94
—	1A2T	.62	—	48S8	.98	—	6AS5	.60	—	6CC8	.77	—	6SK7	.74	—	100A7	.71
—	1B3GT	.79	—	48U8	.71	—	6AT6	.43	—	6CM7	.66	—	6SL7	.80	—	11CY7	.75
—	10N5	.55	—	48Z6	.58	—	6AT8	.79	—	6CN7	.65	—	6SN7	.65	—	12A4	.60
—	1G3	.73	—	48Z7	.96	—	6AU4	.82	—	6CR6	.51	—	6SQ7	.73	—	12AB5	.55
—	1J3	.73	—	40C56	.61	—	6AU6	.50	—	6CS6	.57	—	6T4	.99	—	12AC6	.49
—	1K3	.73	—	40E6	.62	—	6AU7	.61	—	6CU5	.58	—	6U8	.78	—	12AD6	.57
—	1L6	1.05	—	40K6	.60	—	6AU8	.87	—	6CU6	1.08	—	6V6GT	.54	—	12AE6	.43
—	1LN5	.59	—	40L6	.55	—	6AV6	.40	—	6CY5	.70	—	6W4	.75	—	12AF3	.73
—	1R5	.62	—	5AM8	.79	—	6AW8	.89	—	6CY7	.71	—	6W6	.69	—	12AF6	.49
—	1S5	.51	—	5AN8	.86	—	6AX4	.65	—	6DA4	.68	—	6X4	.39	—	12A16	.46
—	1T4	.58	—	5AQ5	.52	—	6AX7	.64	—	6DB5	.69	—	6X5GT	.53	—	12A15	.45
—	1U4	.51	—	5AT8	.80	—	6BA6	.49	—	6DE6	.58	—	6X8	.77	—	12AL8	.95
—	1U5	.50	—	5BK7A	.82	—	6BC5	.54	—	6DG6	.59	—	7AU7	.61	—	12AR6	.54
—	1X2B	.80	—	5B07	.97	—	6BC7	.94	—	6D06	1.10	—	7A8	.68	—	12AT6	.43
—	2A7	.96	—	5BR8	.79	—	6BC8	.97	—	6DT5	.76	—	7B6	.69	—	12AT7	.76
—	3AL5	.42	—	5CL8	.76	—	6BD6	.51	—	6DT6	.53	—	7Y4	.69	—	12AUG	.50
—	3AU6	.51	—	5EA8	.80	—	6BE6	.55	—	6E8	.79	—	8A8	.83	—	12AV6	.60
—	3AV6	.41	—	5EU8	.80	—	6BF6	.44	—	6EA8	.58	—	8A8B	.93	—	12AV5	.97
—	3BA6	.51	—	5J6	.68	—	6BG6	1.66	—	6H6GT	.51	—	8B05	.60	—	12AV6	.41
—	3BC5	.54	—	5T8	.81	—	6BH6	.65	—	6J5GT	.61	—	8C7	.62	—	12AV7	.75
—	3BE6	.52	—	5U4	.60	—	6BH8	.87	—	6J6	.67	—	8CM7	.68	—	12AX4	.67
—	3BN6	.76	—	5U8	.81	—	6B16	.62	—	6K6	.79	—	8CN7	.97	—	12AX7	.63
—	3BU8	.78	—	5V6	.56	—	6BK7	.85	—	654	.48	—	8CX8	.93	—	12AZ7	.86
—	3BV6	.55	—	5X8	.78	—	6BL7	1.00	—								
—	3BZ6	.55	—	5Y3	.46	—	6BN4	.57									
—	3CB6	.54	—	6AB4	.46	—	6BN6	.74									
—	3CF6	.60	—	6AC7	.96	—	6B05	.65									
—	3CE5	.52	—	6AF3	.73	—	6B06GT	1.05									
—	3CY5	.71	—	6AF4	.97	—	6B07	.95									
—	3OK6	.60	—	6AG5	.65	—	6B08	.78									
—	3016	.50	—	6AH6	.99	—	6B09	.70									
—	3Q5	.80	—	6AK5	.95	—	6B16	.54									
—	3S4	.61	—	6AL5	.47	—	6B27	.37									
—	3V4	.58	—	6AM8	.78	—	6C4	.43									
—	4BC5	.56	—	6AN4	.95	—	6CB6	.54									
—	4BC8	.96	—	6AN8	.85	—	6CC6	1.42									
—	4BN6	.75	—	6AQ5	.50	—	6CF6	.64									

## TRANSISTORS — AT FABULOUS DISCOUNTS

	PRICE	TYPE	RATING	ELECTRICAL CHARACTERISTICS		Life
<input type="checkbox"/>	RF 49¢	GE PNP ALLOY JUNCTION GENERAL PURPOSE RF/AF	200 MW	1CBO max. 20 $\mu$ a VCB = -3V	1EBO max. 20 $\mu$ a VEB = -3V	VCE = -1.5 lb = 5 ma 20 min
<input type="checkbox"/>	AF 39¢					
<input type="checkbox"/>	80¢ ea.	Power AF Med. Freq. To-3	Min. Power Output 2.25 w	20 ma VCB = -16V	20 ma VEB = -16V	VCE = -1.5 lb = 1 ma 40 min
<input type="checkbox"/>	140¢ ea.	Hi Power 15 AMP To 36		40 ma VCB = -100	40 ma VEB = -100	VCE = -1.5 lb = 1 ma 30 min

Series 830 OHMS

SEND FOR FREE TROUBLE SHOOTER GUIDE AND NEW TUBE & PARTS CATALOG.

NOT AFFILIATED WITH ANY OTHER MAIL ORDER TUBE COMPANY

# RAD-TEL TUBE CO.

55 Chambers Street

Newark 5, N. J.

TERMS: 25% deposit must accompany all orders—balance C.O.D. \$1 HANDLING CHARGE FOR ORDERS UNDER \$5. Subject to prior sale. Please add postage. No C.O.D.'s outside continental U.S.A. Dept. PE-261

# POPULAR ELECTRONICS

## Advertisers' Index

### FEBRUARY 1961

ADVERTISER	PAGE NO.	ADVERTISER	PAGE NO.
A. E. S., Inc.	114, 115	Lafayette Radio	17, 110, 111
Accordion Corporation of America	128	Lektrol	113
Airex Radio Corporation	36	Micro Electron Tube Co.	12
Allied Radio	25, 102, 103, 106	Midway Company	122
Amperex Electronic Corp.	20	Milwaukee School of Engineering	38
Association of Electro-Mechano Colleges	105	Mosley Electronics, Inc.	128
Bailey Technical Schools	24	Moss Electronic, Inc.	132, 3rd, 4th COVER
Bozak	26	Motorola Training Institute	122
Browning	108	National Radio Institute	1, 33, 34, 104, 21
Bud Radio, Inc.	112	National Technical Schools	
Burstein-Applebee Co.	119	Olson Electronics	118
Cadre Industries Corporation	37	Paco Electronics Company, Inc.	2nd COVER
Capitol Radio Engineering Institute	27	Palmer, Joe.	124
Christy Trades School	122	Picture Tube Outlet	98
Cleveland Institute of Electronics	19	Port Arthur College	126
Colorado Technical Institute	125	Prior, Louis D.	98
Coyne Electrical School	15, 97	Progressive "Edu-Kits" Inc.	91
Devry Technical Institute	5	RCA Institutes, Inc.	99, 100
EICO	@40	Rad-Tel Tube Co.	127
Electro-Voice, Inc.	29	Radio-Electronic Master, The	16
Electronic Kits Supply Co.	98	Radio Shack Corp.	109
Electronics Book Service	120, 121	Radio-Television Training School	13
General Techniques, Inc.	108	Rek-O-Kut Company, Inc.	32
Glaser-Steers Corp.	108	Rider Publisher Inc., John F.	16
Grauham School of Electronics	9	Scott, Inc., H. H.	30
Grommes Div. of Precision Electronics, Inc.	104	SuperScope, Inc.	14
Grove Electronic Supply Company	12	Teleplex Co.	118
Hallcrafters	31	Terado Company	28
Heath Company	92, 93, 94, 95	Texas Crystals	36
Herman Electronics, Inc.	126	Tri-State College	122
Holt, Rinehart and Winston, Inc.	10, 11	Tru-Vac Electric Company	117
Hy-Gain Antenna Products	112	United Scientific Laboratories, Inc.	125
Indiana Technical College	98	University Loudspeakers, Inc.	123
Infrared Industries	22	Valparaiso Technical Institute	124
International Correspondence Schools	7	Van Nostrand Company Inc., D.	119
International Crystal Mfg. Co., Inc.	3	Vanguard Electronic Labs.	106
Johnson Co., E. F.	28, 101	Vocaline Company of America	116
Key Electronics Co.	128	Western Radio	104, 124, 126, 128
Kuhn Electronics	124	Xcelite, Inc.	123

## new! 7-Band SWL/DX Dipole Kit for 11-13-16-19-25-31-49 meters

Here's a low cost 7-band receiving dipole antenna kit that will pick up those hard-to-get DX stations. Everything included . . . just attach the wires and you're on the air! Weatherproof traps enclosed in Poly-Chem for stable all-weather performance. Overall length of antenna - 40 feet.

Complete with

- 8 Trap Assemblies
- Transmission Line Connector
- Insulators
- 45 ft. No. 16 Tinned Copper Wire
- 100 ft. of 75 ohm twin lead

WRITE FOR NAME OF NEAREST DISTRIBUTOR

### SWL-7 \$14.75

## Mosley Electronics, Inc.

4610 N. Lindbergh • Bridgeton, Missouri



### HEADS YOU WIN!

Yes, you'll be a winner every time by saving "heap plenty" on all of your high fidelity requirements. Write us and see! Ask too for audio discount catalog A-12.

KEY ELECTRONICS

120 Liberty St., N. Y. 6, N. Y.

### WALKIE TALKIE RADIO SENDING SET



**YOUR OWN POCKET SIZE RADIO STATION**  
Talk to any house or car radio without wires or hookups of any kind! Built-in antenna. Self-contained flashlight batteries—Power transistor! Talk to radios in the same building and to cars or between cars up to one block or more—away—depending on local conditions. No license or permit needed! **SEND ONLY \$3.00** (incl. pk. mo) and pay postman only \$3.00 plus COD postage or send \$12.00 for postal delivery. Shipped complete ready to operate. Order yours now—Today! Available only from: **WESTERN RADIO, Dept. TEL-2, Kearney, Nebr.**

**BUY DIRECT**  
**Importer-to-You**



## ACCORDIONS! SAVE UP TO 1/2

**SAVE UP TO 50% OFF RETAIL PRICES** of comparable accordions! Buy **Direct** from World's Largest Dealer! **5-Day Free Trial!** Low Importer-to-You Prices! Over 30 models—finest Italian makes. New easier terms! Bonus gifts **FREE!** Rush coupon for **Free Color Catalogs** and **Direct Importer-to-You prices!** Write today!

ACCORDION CORPORATION OF AMERICA, Dept. PE-21, 2003 W. Chicago Ave., Chicago 22, Ill. Rush Free catalog and Importer-to-You prices.

**FREE Color Catalog**

Name \_\_\_\_\_  
Address \_\_\_\_\_  
City \_\_\_\_\_ State \_\_\_\_\_





# ELECTRONICS MARKET PLACE

RATE: 50¢ per word. Minimum 10 words prepaid. April issue  
POPULAR ELECTRONICS, 1 Park Ave., New York 16, N. Y.

closes February 4th. Send order and remittance to Martin Lincoln.

## FOR SALE

**CARDS**—WPE-QSL-Gag, business, photo, rubber stamps. Labels, Stationery. Samples dime. Riesland, Del Mar, California.

**ELECTRONIC** Automobile Ignition Lock. Never worry about losing your ignition keys. Only the foolproof combination will switch your ignition on. Detailed construction plans \$1.00. C & M Enterprises, Apalachin, N. Y.

**CB-WPE**—Amateur. Three 11" x 7" Call Signs for \$1.00. See page 62, December P. E. Send your call. P. O. Box 933, Aurora, Ill.

**BE A Spy.** Correspondence course on wire tapping, bugging, telescopic sound pickup, recording techniques, microphotography, and invisible photography. Lessons in surveillance, tailing, and use of equipment. Complete course \$22.50. C. Carrier Co., 5880 Hollywood Blvd., Hollywood 28, Calif.

**TV Tape Recorder.** Build your own Video Recorder. Complete correspondence course and construction details. \$22.50. C. Carrier Co., 5880 Hollywood Blvd., Hollywood 28, Calif.

**COLOR TV.** Convert your black and white TV to color. Completely Electronic. No mechanical gadgets. Costs about \$35. Complete construction details \$4.75. DB Enterprises, 8959 Wonderland Ave., Hollywood 46, Calif.

**JUNK** Your Distributor and Voltage Regulator. Improve automobile mileage and performance. Construction details for transistorized distributor and voltage regulator. \$4.75. No moving parts. DB Enterprises, 8959 Wonderland Ave., Hollywood 46, Calif.

**ELECTRONICS** By Sleep Teaching. The thorough way to train. Catalog 25¢. Electro-Sleep, 8959 Wonderland Ave., Hollywood 46, Calif.

**TELEPHONE** Voice Switch (LS-500). Actuates automatically and unattended any tape or wire recorder. Pictorial installation instructions included. \$23.75. Post Paid US. WJS Electronics, 1130 N. Highland Ave., Los Angeles 38, Calif.

**ELECTRONIC** Burglar Alarm Systems. Install your own security device. Write for literature and price. WJS Electronics, 1130 N. Highland Ave., Hollywood 38, Calif.

**GOVERNMENT** Surplus Receivers, Transmitters, Snoperoscopes, Parabolic Reflectors. Picture Catalog 10¢. Meshna, Malden 48, Mass.

**PARTY** Records—Sampler, catalog \$1.00. 3 different \$3.00 postpaid. DRC-11024 Magnolia, No. Hollywood, Calif.

**TELEPHONE** Extension In Your Car. Answer your home telephone by radio from your car. Complete diagrams and instructions \$2.00. C. Carrier Co., 5880 Hollywood Blvd., Hollywood 28, Calif.

**EAVESDROP** with a pack of cigarettes. Miniature transistorized FM Radio Transmitter. Complete diagrams and instructions \$2.00. C. Carrier Co., 5880 Hollywood Blvd., Hollywood 28, Calif.

**POLICE** Radar Detector. Stop before those radar speed traps. Fool proof, legal system. Complete diagrams and instructions \$2.75. C. Carrier Co., 5880 Hollywood Blvd., Hollywood 28, Calif.

**TUBES**—TV and Radio tubes. Guaranteed—Save up to 80%—Write: Emkay Electronics, P.O. Box 142, Blythebourne Station, Brooklyn 19, N. Y.

**WPE-SWL-CB-QSL** Cards — Samples 10¢ — "Brownie" W3CJ1, 3110A Lehigh, Allentown, Penna.

**DIAGRAMS** for repairing radios \$1.00. Television \$2.00. Give make, model. Diagram Service, Box 672-PE, Hartford 1, Conn.

**INCREASE** Clarity, Presence, Depth with the New Duo-Phonic Inductor on Stereo or Mono. Send for Free Facts or order now. \$29.90. Money Back Guarantee. The Audionics Co., 8 West Walnut St., Metuchen, N. J.

**SOMETHING** for sale? Place a classified ad in this section. Low-cost, fast results. It's easy.

**RADAR** Range Unit BE 941A New. Pascale—2243 Dixwell, Hamden, Conn.

**TRANSISTOR** Experiments, 15 One-Tube distance plans, catalog—25¢. Laboratories, 1131-L Valota, Redwood City, California.

**CITIZEN-Banders!** Too much commotion? An OZCO "Snoozer" squelches everything except conversation. Easily installed by insertion in speaker leads. Time-proved circuit now features exclusive matched resistors and factory test for guaranteed satisfaction. Fairly priced. Only \$2.00 each, \$3.95 pair, postpaid, tax included. Order today from OZCO Sales, Canaan, Connecticut.

**SCHEMATICS** For Repairing Wiring Government Surplus Receivers, Transmitters, Test Sets \$1.00 Each. (Give Model) Free List, Bill Slep Company, Drawer 178PE, Ellenton, Florida.

**HEARING** Aid. Ideal for making small radio & amplifiers. \$1.50 for one, \$2.50 for two. Send check or money order plus 25¢ for postage. Universal. P.O. Box 766, Louisville, Ky.

**SPECIAL!** WPE-SWL-CB-QSL Cards, 3 colors, \$2.50 per 100. Free Samples. Garth Co., Jutland, New Jersey.

**TV Tubes**—RCA-CBS, Brand new 60% off list. Television Co., 145 Sunrise Highway, Amityville, N. Y.

**BLACKLITE:** Professional Model; Ultra-violet Fluorescence. \$8.75. Delkay, Box 4224, Toledo 9, Ohio.

**NEW** GE Stereo Amplifier 58 Watts Model MS 4000 List \$170 Our Price \$102, Bogen RC 412 12 watt amplifier AM-FM reg. \$179.50 our price \$126.00. Prepaid. Shipped Express Charges Collect. Television Co. 145 Sunrise Highway, Amityville, N. Y.

**BALANCE** Your Stereo from Across the Room—How it sounds where you sit—that's what counts! Remote volume and balance control works with any system using separate preamplifier and power amplifier or any tape deck with cathode follower outputs. Small control (5 x 3 x 2 inches) can be placed as far as 30 feet away. \$26.95 in walnut or mahogany housing, \$19.95 in metal. Sun Radio Service, 320 Chestnut Street, Kearny, New Jersey. WY 1-0564.

**AUTO** Radio Distributor, Selling, Servicing, Becker Blaupunkt, FM-AM, other European, American Sets. Save 30%+! Square Electronics, 150-60 Northern Blvd., Flushing, N. Y.

**CITIZENS' BAND!** Add a Hushpuppy noise suppressor to your Heathkit, Lafayette, Globe, etc. transceiver. Squelch Action! Completely Wired. Guaranteed. \$4.98. Western Mass. Electronics, Great Barrington 1, Mass.

**WHY** take a chance with fire. Get low cost protection with famous CO2 fire extinguisher. Only \$3.98 postpaid. Damar Electric Co., 115 W. 17th Ave., Hazelton, Penna.

**CAPACITOR** Decades-calibrated, .001 to 10 M.U.F.-500 V.D.C.—limited quantity—\$38 each—Foster, 2812 Tremholm Road, Columbia, S. C.

**INFRARED!!** Parts, optics, light sources, filters, tubes, equipment. One of the largest stocks of infrared materials in the world. McNeal Electric and Equipment Company, Dept. PE-1, 4736 Olive Street, St. Louis 8, Mo.

**TV** Cameras, Panadaptors, Receivers, Transmitting Tubes, SSB Gear, Citizen Band Radios, Transistors. Spera Electronics, 37-10 33 St., Long Island City, N. Y.

**TV Tuners**—Rebuilt or Exchanged \$9.95 complete—all types—fast, guaranteed service. Send tuner with all parts to: L.A. Tuner Exchange, 4611 West Jefferson Blvd., Los Angeles 16, California.

**TIMERS**—Automatic on-off for TV or appliances. Telechron Movement Keeps Accurate Time. Limited Quantity Left, Just \$5.95 Postpaid. Teletimers, 3 Jean Place, Syosset, New York.



## WANTED

**BUY, Sell or trade.** Short wave ham & citizens receivers, transmitters. Trigger-W91VJ, 7361½ W. North Ave., River Forest, Ill. Chicago # TUXedo 9-6429, Mon-Fri., 12N-9PM; Sat., 9AM-5PM.

**WANT** Two National Horizon Pre-amps—Floam—3309 Labyrinth, Baltimore, Maryland.

**WANT** to buy good equipment and accessories? Place a low-cost classified ad in this space. For information, write: Martin Lincoln, Popular Electronics, One Park Avenue, New York 16, N. Y.

## HIGH-FIDELITY



**DON'T** Buy Hi-Fi Components, Kits, Tape, Tape Recorders until you get our low, low return mail quotes: "We Guarantee Not To Be Undersold." Wholesale Catalog Free. Hi-Fidelity Center, 1797PC First Avenue, New York 28, N. Y.

**PRICES?** The Best! Factory-Sealed Hi-Fi Components? Yes! Send for free catalog. Audion, 25P Oxford Road, Massapequa, N. Y.

**DISGUSTED** with "Hi" Hi-Fi Prices? Unusual discounts on your High Fidelity Requirements. Write Key Electronics, 120 Liberty St., New York 6, N. Y. Cloverdale 8-4288.

**RECORDERS,** components. Free wholesale catalogue. Carston, 125-P East 88, N. Y. C. 28.

**ARE** prices on Hi-Fi components too high? Write Dixie Hi-Fi, 12402 Connecticut Avenue, Silver Spring, Maryland.

**PROMPT** Delivery, We Will Not Be Undersold. Amplifiers, Tape Recorders, Tuners, Etc. No Catalogs, Air Mail Quotes. Compare. L. M. Brown Sales Corp. Dept. P, 239 E. 24 St., N.Y. 10, N.Y.

## TAPE & RECORDERS

**RECORDING TAPE—1200'** \$1.35. Check our prices on Scotch, Irish and others. Pacific Magnetic Tape Supply, 3715 Monroe Street, Riverside, California.

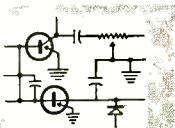
**NEW Self-Hypnosis Tape!** Free literature. McKinley Co., Box 3038, San Bernardino, Calif.

**AMPEX,** Concertone, Magnecord, Presto, Bogen, Tandberg, Pentron, Sherwood, Rek-O-Kut, Scott, Shure, Dynakit, others. Trades. Boynton Studio, Dept. PE, 10 Pennsylvania Ave., Tuckahoe, N. Y.

**TAPE Recorders,** Hi-Fi, components, Sleep Learning Equipment, tapes. Unusual Values. Free Catalog. Dressner, 69-02F, 174 St., Flushing 65, N. Y.

**RENT** Stereo Tapes—over 1500 different—all major labels—free catalog. Stereo—Parti, 811-G Centinela Ave., Inglewood 3, California.

## INSTRUCTION



**ENGINEERING** Education for the Space Age. Northrop Institute of Technology is a privately endowed, nonprofit college of engineering offering a complete Bachelor of Science Degree Program and Two-Year accredited technical institute curricula. Students from 50 states, many foreign countries. Outstandingly successful graduates employed in aeronautics, electronics, and space technology. Write today for catalog—no obligation. Northrop Institute of Technology, 1179 West Arbor Vitae Street, Inglewood 1, California.

**"PRACTICE** 1st Class Radiotelephone Examinations—Multiple-Choice—FCC Type Questions." New book with new approach. Based on Element 4 of latest FCC Study Guide. Send \$3.00 to Hilger Enterprises, Box 2798, Dept. A, Long Beach, California.

**EXPERIMENT** with nature's electronics—Instructions—Stillwater, Box 317-B, Morris Plains, New Jersey.

**BE** a Jet Engine Specialist! Earn high wages. New course on Ramjets, Pulsejets, Turbojets, Rockets, Compressors, Turbines, Afterburners, Ignition, etc. Fully illustrated. Complete, only \$14.95. Afraid of Girls? Stop! Improve yourself. Know "What" to do. Develop "Winning Ways." New confidential kit, only \$9.95. Be a Detective! Know secrets of Criminology, Fingerprinting, Tracing, Tailing, etc. Develop your "Deductive Skills." Complete course, only \$5.95. Special! All three, \$25.00. Satisfaction guaranteed. Wilford's, 7400 Benjamin Franklin Station, Washington 4, D. C.

## SCHOOLS

**ELECTRONICS.** Drafting. IBM Training Center for Industry in Colorful Colorado. Write Denver Technical College, 20 East Ninth Avenue, Denver 3, Colorado.

## BOOKS

**BOOKS—All 10¢,** 2000 titles, all subjects, catalog free. Cosma, Clayton, Ga.

**WRITE** Martin Lincoln, Popular Electronics, One Park Avenue, New York 16, N. Y. for information on how to place a classified ad in this section.

## PLASTICS

**NEW** Liquid Casting Plastic, clear, colors. Embed real flowers, butterflies, photos, coins. Send 25¢ for two handbooks "How to Cast Liquid Plastics" and "How to Make Extra Money at Home." Castolite, Dept. B-108, Woodstock, Illinois.

## INVENTIONS WANTED

**INVENTIONS** wanted. Patented; unpatented. Global Marketing Service, 2420-P 77th, Oakland 5, Calif.

**INVENTORS!** Stymied by engineering solutions to ideas? Graduate help now available. Drawings also made upon request. Complete rights guaranteed by disclosure certificate. Send \$1.00 for details. Devco Lab, Box 26, Hazlewood, Missouri.

**INVENTIONS** Wanted for immediate promotion! Patented, unpatented. Outright cash: royalties? Casco, Dept. BB, Mills Building, Washington 6, D. C.

## BUSINESS OPPORTUNITIES

**\$12,500** Yearly Income! Sell your own Tape Recordings as Freelance International Recording representatives. Present equipment sufficient. Only \$1.00 brings copyrighted comprehensive plan. International Recording, Box 202 P., Irvington, New Jersey.

**SOMEONE** "borrowing" your personal copy of Popular Electronics each month? You ought to be taking advantage of Popular Electronics' convenient re-sale plan. Sell copies in your store... perform a good service for your customers... with no risk involved. For details, write: Direct Sales Department, Popular Electronics, One Park Avenue, New York 16, New York.

## MISCELLANEOUS

**BUY** War Surplus Direct from the Government—Jeeps; Trucks; Tractors; Boats; Airplanes; Helicopters; Walkie-Talkies; Radar; Electronics; Misc.—Send for Brody's "U. S. Depot Directory & Procedures" \$1.00. Box 425-(PE). Nanuet, New York.



# SHOPPING GUIDE

## Classified

A HANDY REFERENCE TO PRODUCTS AND SERVICES NOT NECESSARILY ELECTRONIC, BUT OF WIDE GENERAL INTEREST

## STAMPS & COINS

**FREE!** \$1.00 worth, your choice, from first stamp selection. No strings! Adults only. Rush request now. Philatelics, Dept. EMG-F, New Paltz, N. Y.

**50 WORLD** Wide Stamps, many exciting commemoratives, for only 10¢ and stamped self-addressed envelope. No approvals will be sent. Popular Electronics, Box 105, 1 Park Avenue, New York 16, New York.

**WRITE** Martin Lincoln, Popular Electronics, One Park Avenue, New York 16, N. Y. for information on how to place a classified ad in this section.

## PHOTOGRAPHY—FILM EQUIPMENT, SERVICES

**OPTICAL**—Science—Math Bargains—Request Free Giant catalog "CJ"—144 pages—Astronomical Telescopes, Microscopes, Lenses, Binoculars, Kits, Parts, Amazing war surplus bargains. Edmund Scientific Co., Barrington, New Jersey.

**FREE!** New 1961 catalog of all photographic books available. For your copy, send postcard with name and address to Catalog Popular Photography Book Service, One Park Ave., New York 16, N. Y.

## LEATHERCRAFT

**FREE** "Do-It-Yourself" Leathercraft Catalog. Tandy Leather Company, Box 791-H-39, Fort Worth, Texas.

## BUSINESS OPPORTUNITIES

**GROW** Mushrooms, Cellar, shed and outdoors. Spare, full time, year round. We pay \$4.50 lb. dried. We have 29,000 customers. Free Book, Mushrooms, Dept. 334, 2954 Admiral Way, Seattle, Wash.

**MAKE** \$25-\$50 Week, clipping newspaper items for publishers. Some clippings worth \$5.00 each. Particulars free. National, 81-DG, Knickerbocker Station, New York.

**VENDING** Machines—No Selling. Operate a route of coin machines and earn amazing profits. 32-page catalog free. Parkway Machine Corporation, Dept. 12, 715 Ensor St., Baltimore 2, Md.

**BUY** Direct from factories. Appliances, cameras, watches! Free details! Cam Co., 6810PE 20th Ave., Brooklyn 4, N. Y.

**KITS** carefully assembled, inspected and tested. Skilled technicians. Prices from 20% to 40% of cost of kit. Hoosier-Clark Electronics, Henryville, Indiana.

**UNUSUAL** Electrical Devices Wholesale. Literature 25¢. Wellco, Box 3055, North Hollywood, California.

**OVER** 400,000 buyers and sellers will read your ad when placed in this space. It costs only 50¢ per word; minimum of 10 words including your name and address. Send order and remittance to: Martin Lincoln, Popular Electronics, One Park Avenue, New York 16, N. Y.

**FREE** Book "990 Successful, Little-Known Businesses." Work home. Plymouth-455M, Brooklyn 4, New York.

## EDUCATIONAL OPPORTUNITIES

**BE** A Real Estate Broker. Insure security for yourself and your family. Study at home. Prepare for state examination. GI approved. Write for free book today. Weaver School of Real Estate, 2024 J. Grand, Kansas City, Missouri.

**FREE** L.P. Record and book gives instructive facts about Sleep-Education and the Audio Educator—the short cut method to learning and self-development—no obligation—SDRF—Dept. L 1, 104 East 40th Street, New York 16, N. Y.

**DETECTIVE** Profession. Home Study. Badge, Certificate, Future. Box 41197-AG, Los Angeles 41, California.

## EMPLOYMENT INFORMATION

**HIGH** Paying Jobs in Foreign Lands! Send \$2.00 for complete scoop! Foreign Opportunities, Box 172, Columbus 16, Ohio.

**EARN** Extra money selling advertising book matches. Free samples furnished. Matchcorp, Dept. MD 21, Chicago 32, Illinois.

**PLENTY** Jobs. Nationwide-Worldwide. Hel. Elsinger, Box 12, Detroit 13, Mich.

## MISCELLANEOUS

**FLYING** Saucer Model \$2. Walkie-Talkie \$59.95 Tape Recorder \$39.95 Checkwriter \$29.95 Tweco 155 Indio, Calif.

**SEND** me your name and I'll tell you about a method that lets you take giant bass out of waters that other folks say are "fished out". Facts free. Write Eric R. Fare, Highland Park 22, Illinois.

**AUTHORS!** Learn how to have your book published, promoted, distributed. Free booklet "ZD" Vantage, 120 West 31 St., New York 1.

**"WINEMAKING,** Beer, Ale." Highest powered methods. Illustrated. \$2.20. Eaton Bookstore, Box 1242-C, Santa Rosa, California.

**"HOMEBREW."** Make it yourself. Complete instructions \$1.75. Homecrafts, Box 587-A, Bellevue, Nebraska.

**"JEWELRY** Parts Catalog Free. Save. Rock Craft, Temple City 17, Calif."

**WHATEVER** your needs, Popular Electronics classified can solve them. Simply place an ad in these columns and watch your results pour in.


# EXAMINE ANY OF THESE TESTERS

## **BEFORE** YOU BUY!!

Yes, we offer to ship at our risk one or more of the testers described on these pages.

**SUPERIOR'S  
NEW MODEL 88**

# TESTS ALL TRANSISTORS AND TRANSISTOR RADIOS



During the past 5 years, millions of transistor radios and other transistor operated devices have been imported and produced in this country with no adequate provision for servicing this ever increasing output. The Model 88 was designed specifically to test all transistors, transistor radios, transistor recorders, and other transistor devices under dynamic conditions.

### AS A TRANSISTOR RADIO TESTER

An R.F. Signal source, modulated by an audio tone is injected into the transistor receiver from the antenna through the R.F. stage, past the mixer into the I.F. Amplifier and detector stages and on to the audio amplifier. This injected signal is then followed and traced through the receiver by means of a built-in High Gain Transistorized Signal Tracer until the cause of trouble whether it be a transistor, some other component or even a break in the printed circuit is located and pin-pointed.

### AS A TRANSISTOR TESTER

The Model 88 will test all transistors including NPN and PNP, silicon, germanium and the new gallium arsenide types, without referring to characteristic data sheets. The time-saving advantage of this technique is self-evident. A further benefit of this service is that it will enable you to test new transistors as they are released!


**Model 88 — Transistor Radio Tester and Dynamic Transistor Tester. Total Price . . . \$38.50**  
— Terms: \$8.50 after 10 day trial, then \$6.00 monthly for 5 months if satisfactory. Otherwise return, no explanation necessary.

Model 88 comes housed in a handsome portable case. Complete with a set of Clip-on Cables for Transistor Testing; an R.F. Diode Probe for R.F. & I.F. Tracing; an Audio Probe for Amplifier Tracing and a Signal Injector Cable. Complete—nothing else to buy!

**\$38<sup>50</sup>**

## Superior's New Model 70 UTILITY TESTER®

# FOR REPAIRING ALL ELECTRICAL APPLIANCES and AUTOMOBILE CIRCUITS



### As an electrical trouble shooter the Model 70:

- Will test Toasters, Irons, Broilers, Heating Pads, Clocks, Fans, Vacuum Cleaners, Refrigerators, Lamps, Fluorescents, Switches, Thermostats, etc.
- Measures A.C. and D.C. Voltages, A.C. and D.C. Current, Resistances, Leakages, etc.
- Will measure current consumption while the appliance under test is in operation.
- Incorporates a sensitive direct-reading resistance range which will measure all resistances commonly used in electrical appliances, motors, etc.
- Leakage detecting circuit will indicate continuity from zero ohms to 5 megohms (5,000,000 ohms).

### As an Automotive Tester the Model 70 will test:

- Both 6 Volt and 12 Volt Storage Batteries • Generators • Starters • Distributors • Ignition Coils • Regulators • Relays • Circuit Breakers • Cigarette Lighters • Stop Lights • Condensers
- Directional Signal Systems • All Lamps and Bulbs • Fuses • Heating Systems • Horns • Also will locate poor grounds, breaks in wiring, poor connections, etc.

**INCLUDED FREE** This 64-page book—practically a condensed course in electricity. **Learn by doing.**

Just read the following partial list of contents: What is electricity? • Simplified version of Ohms Law • What is wattage? • Simplified wattage charts • How to measure voltage, current, resistance and leakage • How to test all electrical appliances and motors using a simplified trouble-shooting technique. • How to trace trouble in the electrical circuits and parts in automobiles and trucks.

Model 70 comes complete with 64 page book and test leads

**\$15<sup>85</sup>**  
only

**Model 70—UTILITY TESTER**  
Total Price . . . \$15.85—  
Terms: \$3.85 after 10 day trial, then \$4.00 monthly for 3 months, if satisfactory. Otherwise return, no explanation necessary.



## DID YOU EVER?

Order merchandise by mail, including deposit or payment in full, then wait and write . . . wait and write?

Purchase anything on time and sign a lengthy complex contract written in small difficult-to-read type?

Purchase an item by mail or in a retail store then experience frustrating delay and red tape when you applied for a refund?

**Obviously prompt shipment and attention to orders is an essential requirement in our business . . . We ship at our risk!**

PRINTED IN U.S.A.



# NO CONTRACT TO SIGN CO-MAKERS EMPLOYER NOTIFICATION

The simple order authorization included in this offer is all you sign. We ask only that you promise to pay for or return the goods we ship in good faith.

## EXAMINE ANY ITEM YOU SELECT IN THE PRIVACY OF YOUR OWN HOME

Then if completely satisfied pay on the interest-free terms plainly specified. When we say interest-free we mean not one penny added for "interest" for "finance" for "credit-checking" or for "carrying charges." The net price of each tester is plainly marked in our ads—that is all you pay except for parcel post or other transportation charges we may charge.



**Model TV50-A—Genometer**  
Total Price \$47.50  
Terms: \$11.50 after 10 day trial, then \$6.00 monthly for 6 months if satisfactory. Otherwise return, no explanation necessary.



**Model TW-11—Tube Tester**  
Total Price \$47.50  
Terms: \$11.50 after 10 day trial, then \$6.00 monthly for 6 months if satisfactory. Otherwise return, no explanation necessary.

## Superior's New Model TV-50A **GENOMETER** 7 Signal Generators in One!

- ✓ R.F. Signal Generator for A.M.
- ✓ R.F. Signal Generator for F.M.
- ✓ Audio Frequency Generator
- ✓ Marker Generator
- ✓ Bar Generator
- ✓ Color Dot Pattern Generator
- ✓ Cross Hatch Generator

This Versatile All-Inclusive GENERATOR Provides ALL the Outputs for Servicing:

- A.M. RADIO • F.M. RADIO • AMPLIFIERS • BLACK AND WHITE TV • COLOR TV

**R. F. SIGNAL GENERATOR:** 100 Kilo-cycles to 60 Megacycles on fundamentals and from 60 Megacycles to 180 Megacycles on powerful harmonics.

**VARIABLE AUDIO FREQUENCY GENERATOR:** Provides a variable 300 cycle to 20,000 cycle peaked wave audio signal.

**MARKER GENERATOR:** The following markers are provided: 189 Kc., 262.5 Kc., 456 Kc., 600 Kc., 1000 Kc., 1400 Kc., 1600 Kc., 2000 Kc., 2500 Kc., 3375 Kc., 4.5 Mc., 5 Mc., 10.7 Mc., (3579 Kc. is the color burst frequency)

**BAR GENERATOR:** Pattern consists of 4 to 16 horizontal bars or 7 to 20 vertical bars.

**DOT PATTERN GENERATOR (FOR COLOR TV):** The Dot Pattern projected on any color TV Receiver tube by the Model TV-50A will enable you to adjust for proper color convergence.

**CROSS HATCH GENERATOR:** The pattern consists of non-shifting horizontal and vertical lines interlaced to provide a stable cross-hatch effect.

Complete with shielded leads **\$47.50 Net**

## Superior's **STANDARD** New Model **TW-11** **PROFESSIONAL** **TUBE TESTER**

• Tests all tubes, including 4, 5, 6, 7, Octal, Lockin, Hearing Aid, Thyatron, Miniatures, Sub-miniatures, Novals, Subminiars, Proximity Fuse Types, etc.

• Uses the new self-cleaning Lever Action Switches for individual element testing. All elements are numbered according to pin-number in the RMA base numbering system. Model TW-11 does not use combination type sockets. Instead individual sockets are used for each type of tube. Thus it is impossible to damage a tube by inserting it in the wrong socket.

• Free-moving built-in roll chart provides complete data for all tubes. Printed in large easy-to-read type.

**NOISE TEST:** Phono-jack on front panel for plugging in either phones or external amplifier detects microphonic tubes or noise due to faulty elements and loose internal connections.

**EXTRAORDINARY FEATURE**  
**SEPARATE SCALE FOR LOW-CURRENT TUBES** Previously, an emission-type tube testers, it has been standard practice to use one scale for all tubes. As a result, the calibration for low-current types has been restricted to a small portion of the scale. The extra scale used here greatly simplifies testing of low-current types.

Housed in handsome, Saddle-Stitched Texon case. Only **\$47.50**

We invite you to try before you buy any of the models described on this page, the preceding page and the following pages. If after a 10 day trial you are completely satisfied and decide to keep the Tester, you need send us only the down payment and agree to pay the balance due at the monthly indicated rate.

### **NO INTEREST OR FINANCE CHARGES ADDED!**

If not completely satisfied, you are privileged to return the Tester to us, cancelling any further obligation.

## **SEE OTHER SIDE**

**CUT OUT AND MAIL TODAY!**

### **MOSS ELECTRONIC, INC.**

Dept. D-843 3849 Tenth Ave., New York 34, N. Y.

Please send me the units checked on approval. If completely satisfied I will pay on the terms specified with no interest or finance charges added. Otherwise, I will return after a 10 day trial positively cancelling all further obligation.

- |                                                                                                                                 |                                                                                                                                |
|---------------------------------------------------------------------------------------------------------------------------------|--------------------------------------------------------------------------------------------------------------------------------|
| <input type="checkbox"/> Model 88 . . . Total Price \$38.50<br>\$8.50 within 10 days. Balance \$6.00 monthly for 5 months.      | <input type="checkbox"/> Model TW-11 . . . Total Price \$47.50<br>\$11.50 within 10 days. Balance \$6.00 monthly for 6 months. |
| <input type="checkbox"/> Model 70 . . . Total Price \$15.85<br>\$3.85 within 10 days. Balance \$4.00 monthly for 3 months.      | <input type="checkbox"/> Model 77 . . . Total Price \$42.50<br>\$12.50 within 10 days. Balance \$6.00 monthly for 5 months.    |
| <input type="checkbox"/> Model TV-50A . . . Total Price \$47.50<br>\$11.50 within 10 days. Balance \$6.00 monthly for 6 months. | <input type="checkbox"/> Model 80 . . . Total Price \$42.50<br>\$12.50 within 10 days. Balance \$6.00 monthly for 5 months.    |

Name .....

Address .....

City ..... Zone ..... State .....

All prices net. F.O.B., N. Y. C.

# SHIPPED ON APPROVAL NO MONEY WITH ORDER — NO C. O. D.

SUPERIOR'S NEW MODEL 80

## 20,000 OHMS PER VOLT ALLMETER

THE ONLY 20,000 OHMS PER VOLT V.O.M. SELLING FOR LESS THAN \$50 WHICH PROVIDES ALL THE FOLLOWING FEATURES:

- ✓ 6 INCH FULL-VIEW METER provides large easy-to-read calibrations. No squinting or guessing when you use Model 80.
- ✓ MIRROR SCALE permits fine accurate measurements where fractional readings are important.
- ✓ CAPACITY RANGES permit you to accurately measure all condensers from .00025 MFD to 30 MFD in addition to the standard volt, current, resistance and decibel ranges.
- ✓ HANDSOME SADDLE-STITCHED CARRYING CASE included with Model 80 Allmeter at no extra charge enables you to use this fine instrument on outside calls as well as on the bench in your shop.
- 7 D.C. VOLTAGE RANGES (At a sensitivity of 20,000 Ohms per Volt) 0 to 15/75/150/300/750/1500/7500 Volts.
- 6 A.C. VOLTAGE RANGES: (At a sensitivity of 5,000 Ohms per Volt) 0 to 15/75/150/300/750/1500 Volts.
- 3 RESISTANCE RANGES: 0 to 2,000/200,000 Ohms. 0-20 Megohms.
- 2 CAPACITY RANGES: .00025 Mfd. to 3 Mfd.. .05 Mfd. to 30 Mfd.
- 5 D.C. CURRENT RANGES 0-75 Microamperes. 0 to 7.5/75/750 Milliampers, 0 to 15 Amperes.
- 3 DECIBEL RANGES: — 6 db to + 18 db. + 14 db to + 38 db + 34 db to + 58 db.

**SPECIFICATIONS:**

Model 80 Allmeter comes complete with operating instructions, test leads and portable carrying case. Only **\$42<sup>50</sup>**



**Model 80 ALLMETER**  
Total Price **\$42.50**  
Terms: \$12.50 after 10 day trial, then \$6.00 monthly for 5 months if satisfactory. Otherwise return, no explanation necessary.

**NOTE:** The line cord is used only for capacity measurements. Resistance ranges operate on self-contained batteries.



**Model 77—VACUUM TUBE VOLTMETER** . . . Total Price . . . **\$42.50**  
Terms: \$12.50 after 10 day trial, then \$6.00 monthly for 5 months if satisfactory. Otherwise return, no explanation necessary.

Superior's New Model 77

## VACUUM TUBE VOLTMETER WITH NEW 6" FULL-VIEW METER

Compare it to any peak-to-peak V. T. V. M. made by any other manufacturer at any price!

- Extra large meter scale enables us to print all calibrations in large easy-to-read type.
- Employs a 12AU7 as D. C. amplifier and two 9006's as peak-to-peak voltage rectifiers to assure maximum stability. • Meter is virtually burn-out proof. The sensitive 400

**AS A DC VOLTMETER:** The Model 77 is indispensable in Hi-Fi Amplifier servicing and a must for Black and White and color TV Receiver servicing where circuit loading cannot be tolerated.

**AS AN ELECTRONIC OHMMETER:** Because of its wide range of measurement leaky capacitors show up glaringly. Because of its sensitivity and low loading. Intermittents are easily found, isolated and repaired.

**AS AN AC VOLTMETER:** Measures RMS values if sine wave, and peak-to-peak value if complex wave. Pedestal voltages that determine the "black" level in TV receivers are easily read.

micro-ampere meter is isolated from the measuring circuit by a balanced push-pull amplifier. • Uses selected 1% zero temperature coefficient resistors as multipliers. This assures unchanging accurate readings on all ranges.

**SPECIFICATIONS**

- DC VOLTS—0 to 3/15/75/150/300/750/1,500 volts at 11 megohms input resistance.
- AC VOLTS (RMS)—0 to 3/15/75/150/300/750/1,500 volts. • AC VOLTS (Peak to Peak)—0 to 8/40/200/400/800/2,000 volts.
- ELECTRONIC OHMMETER—0 to 1,000 ohms/10,000 ohms/100,000 ohms/1 megohm/10 megohms/100 megohms/1,000 megohms. • DECIBELS: — 10 db to + 18 db. + 10 db to + 38 db. + 30 db to + 58 db. All based on 0 db = .006 watts (6 mw) into a 500 ohm line (1.73v).
- ZERO CENTER METER—For discriminator alignment with full scale range of 0 to 1.5/7.5/37.5/75/150/375/750 volts at 11 megohms input resistance.

Comes complete with operating instructions, probe leads, and streamlined carrying case. Operates on 110-120 volt 60 cycle. Only **\$42<sup>50</sup>**

# TRY FOR 10 DAYS BEFORE you buy! THEN if satisfactory

pay in easy, interest free, monthly payments. See coupon inside.

We invite you to try before you buy any of the models described on this and the preceding pages. If after a 10 day trial you are completely satisfied and decide to keep the Tester, you need send us only the down payment and agree to pay the balance due at the monthly indicated rate. (See other side for time payment schedule details.)

## NO INTEREST OR FINANCE CHARGES ADDED!

If not completely satisfied, you are privileged to return the Tester to us, cancelling any further obligation.

## SEE OTHER SIDE

CUT OUT AND MAIL TODAY!

FIRST CLASS

Permit No. 61430

New York, N. Y.

BUSINESS REPLY CARD

No Postage Stamp Necessary if Mailed in the U. S.

VIA AIR MAIL

POSTAGE WILL BE PAID BY —

MOSS ELECTRONIC, INC.

3849 TENTH AVENUE

NEW YORK 34, N. Y.