


POPULAR ELECTRONICS

SEPTEMBER 1960

35 CENTS

HI-FI · HAM & CITIZENS RADIO




Build a:


Transistorized Field Strength Meter



Miniature Power-Line Pager



Tunnel-Diode Transmitter



SPECIAL FEATURE on METERS

HOW THEY WORK
HOW THEY ARE MADE
HOW TO USE THEM





TD-124
Turntable \$99.75 net.
(Base only \$9.00)

A pleasure to buy...

Thorens has thought of many ways to make *buying* a Thorens TD-124 a distinct pleasure. A Thorens franchised dealer is a man of broad knowledge and ability, can command your immediate respect. That's why there aren't too many of them. The service *after* you buy is just as important as the initial sale. You get an almost unheard of full one year guarantee. All this in addition to "music as it's meant to be heard." See your Thorens dealer tomorrow... you're in for a real treat.



THORENS

Guaranteed for one full year. Sold only through carefully selected franchised dealers.

SWISS MADE PRODUCTS HI-FI COMPONENTS • MUSIC BOXES
SPRING-POWERED SHAVERS • LIGHTERS • New Hyde Park, New York

a continuing pleasure to own!

No other turntable combines all these features. The Thorens TD-124 gives you...

- 4 speeds — plays any record you have or can buy.
- Easy-to-use illuminated strobe lets you set exact record speed for best musical reproduction while record is playing.

Extra heavy table (11 1/2 lbs.) for extra smooth running... includes light-weight aluminum cueing table.

- Built-in level with easy-to-get-at fingertip control.
- Easy arm installation or change.
- Motor operates on 50/60 cps, any voltage from 100 to 250.

This isn't all... when you see it, you'll agree that this is the turntable you've been waiting for.

RADIO • TV • HI-FI • HAM • BROADCASTING • INDUSTRIAL • LAB

RCA KITS

FOR VALUE, QUALITY AND PERFORMANCE!



RCA WV-38A (K) VOLT-OHM-MILLIAMMETER

only **\$29.95*** (includes batteries, probe and cable with slip-on alligator clip, ground lead and clip, assembly and operating instructions) (available factory-wired and calibrated—only \$43.95*)

Exclusive features make this RCA VOM kit the buy of a lifetime! Extra 1-volt and 0.25 volt (250 mv) ranges for wider usage in transistor servicing—new handle clip accommodates probes and test leads for extra carrying convenience. Assembles in a breeze!

FEATURING: ohms-divider network fuse-protected • easier-to-read scales • extra-large 5 1/4 inch meter • polarity reversal switch • excellent frequency response • full-wave bridge rectifier • low circuit loading • standard dbm ranges.

SPECIFICATIONS: Input Resistance—20,000 ohms per volt on DC; 5,000 ohms per volt on AC • Accuracy— $\pm 3\%$ DC; $\pm 5\%$ AC (full scale) • Regular Scales—2.5, 10, 50, 250, 1000, 5000 volts, AC and DC; 50, μ a 1, 10, 100, 500 ma, 10 amps (DC) • Extra Scales—250 mv. and 1 volt (dc) • Frequency Response—AC-flat from 10 cycles to 50 Kc (usable response at 500 Kc) • Ohms—3 ranges: Rx1—(0-2,000 ohms); Rx100 (0-200,000 ohms); Rx10,000 (0-20,000,000 ohms) • Dimensions—W. 5 1/4", H. 6 7/8", D. 3 1/8"

RCA WO-33A (K) 3-INCH OSCILLOSCOPE

only **\$79.95*** (complete with Low-Cap, Direct Input Probe and Cable) (also available factory-wired and calibrated—only \$129.95*)

The first 'scope kit with "get-up-and-go!" Use it for practically everything—video servicing, audio and ultrasonic equipment, low level audio servicing of pickups, mikes, pre-amps, radios and amplifiers, troubleshooting ham radio, hi-fi equipment, etc.—and you can take it with you, on the job, anywhere!

FEATURING: voltage-calibrated frequency-compensated, 3 to 1 step attenuator • scaled graph screen and calibrating voltage source for direct reading of peak-to-peak voltages • "plus-minus" internal sync... holds sync to 4.5 Mc. • shielded input cable with low capacitance probe included • weighs only 14 pounds • includes built in bracket to hold power cord and cables.

SPECIFICATIONS: Vertical Amplifier (Narrow Band Position)—Sensitivity, 3 rms mv/inch; Bandwidth, within -3 db, 20 cps to 150 Kc • Vertical Amplifier (Wide Band Position)—Sensitivity, 100 rms mv/inch; Bandwidth, within -3 db, 5.5 cps to 5.5 Mc • Vertical Input Impedance—At Low-Cap cable input... 10 megohms, 10 μ uf (approx.); At Direct-cable input... 1 megohm, 90 μ uf (approx.) • Sweep Circuit—Sawtooth Range, 15 cps to 75 Kc; Sync, external, \pm internal; Line Sweep, 160° adjustable phase.



RCA WV-77E (K) VOLT OHMYST

only **\$29.95*** (also available factory-wired and calibrated only \$43.95*)

Think of it—an RCA VoltOhmyst Kit at this low, low price! You get famous RCA accuracy and dependability, plus the easiest to assemble kit you've ever seen!

FEATURING: ohms-divider network protected by fuse • ultra-slim probes and flexible leads • sleeve attachment on handle stores probes, leads, power cord • separate 1/2 volts rms and 4 volts peak-to-peak scales for accuracy on low ac measurements • front-panel lettering acid-etched.

SPECIFICATIONS: Measures: DC Volts—0.02 volt to 1500 volts in 7 overlapping ranges; AC Volts (RMS)—0.1 volt to 1500 volts in 7 overlapping ranges; AC Volts (peak-to-peak)—0.2 volt to 4000 volts in 7 overlapping ranges; Resistance—from 0.2 ohm to 1000 megohms in 7 overlapping ranges. Zero-center indication for discriminator alignment • Accuracy— $\pm 3\%$ of full scale on dc ranges; $\pm 5\%$ of full scale on ac ranges • Frequency Response—flat within $\pm 5\%$, from 40 cycles to 5 Mc on the 1.5, 5, and 15-volt rms ranges and the 4, 14, and 40-volt peak-to-peak ranges • DC Input Resistance—standard 11 megohms (1 megohm resistor in probe) *User Price (Optional)



See them all at your local RCA Test Equipment Distributor!
RADIO CORPORATION OF AMERICA
ELECTRON TUBE DIVISION HARRISON, N. J.

POPULAR ELECTRONICS is published monthly by Ziff-Davis Publishing Company, William B. Ziff, Chairman of the Board (1946-1953), at 434 S. Wabash Ave., Chicago 5, Ill. Second-class postage paid at Chicago, Illinois. Authorized by Post Office Department, Ottawa, Canada, as second-class matter. **SUBSCRIPTION RATES:** One year U.S. and possessions, and Canada \$4.00; Pan-American Union Countries \$4.50; all other foreign countries, \$5.00.

POPULAR ELECTRONICS

SEPTEMBER 1960

VOLUME 13

NUMBER 3



Special Feature

Meters.....	Ken Gilmore	73
How They Work—How They Are Made—How to Use Them		

Electronic Construction Projects

The Tunnel Diode (Transmitter)—After Class Feature.....	Donald L. Stoner, W6TNS	52
Kit Building in the Parlor.....	H. E. McAllister	56
Carrier-Current Sentinel.....	Martin H. Patrick	64
Field Strength Meter.....	Russell Keller, K9CZO	69

Audio and High Fidelity

Inside the Hi-Fi Output Transformer.....	Joseph Marshall	46
High-Intensity Hi-Fi.....		78

Citizens Band Features

FCC Report: CB Call Signs.....	Robert E. Tall	8
POPULAR ELECTRONICS Citizens Band "11" Code.....		50
Going Mobile with CB.....	Leland R. Reeder, 12W1906	66
On the Citizens Band.....	Tam Kneitel, 2W1965	72
CB Jamboree.....		77

Amateur and SWL

The World of BCB DX.....	Glen H. Kippel, W0WP0	60
Short-Wave Report: Reporting to POP'tronics.....	Hank Bennett, W2PNA	79
Short-Wave Monitor Registration.....		80
Across the Ham Bands: Antenna Matching.....	Herb S. Brier, W9EGQ	81

Electronic Features and New Developments


Notes from the Editor: Au Revoir.....	Oliver P. Ferrell	6
Ionized Air and Human Health.....	J. K. Locke	41
Test Instruments—The Tube Tester (Part 2).....	G. H. Harrison	57
Transistor Topics.....	Lou Garner	84
Carl and Jerry: Tick-Tach-Dough.....	John T. Frye, W9EGY	88

Departments

Letters from Our Readers.....		12
POP'tronics Bookshelf.....		20
Tips and Techniques.....		26
New Products.....		32

CONVERT YOUR CAR RADIO FOR SHORT WAVE RECEPTION WITH...

MOBILETTE



INTERNATIONAL'S ALL TRANSISTOR, CRYSTAL CONTROLLED CONVERTER

Now, in a matter of minutes, your standard broadcast car radio becomes a short wave receiver . . . bringing in domestic and foreign stations.

Designed by International for AMATEURS, CITIZEN LICENSEES, SHORT WAVE LISTENERS, HOBBYIST.

Available in SEVEN frequency ranges covering the Amateur bands, 75 through 10 meters, the Citizens band, and WWV National Bureau of Standards Time Broadcasts.

Three simple steps to install. (1) Remove antenna lead from car radio and plug into input of Mobilette. (2) Plug jumper wire from Mobilette into antenna connection of car radio. (3) Plug power connector into cigarette lighter socket. It's that easy!

Works on either 6 or 12 volts without change. Mobilette normally wired for negative ground battery system. When ordering positive ground, add Suffix "P" to catalog number.

International Mobilettes cover these short wave bands.

Catalog No.	Frequency
630 — 105	75 meters (Amateur)
630 — 104	40 meters (Amateur)
630 — 106	10 MC (WWV Time Broadcasts)
630 — 103	20 meters (Amateur)
630 — 102	15 meters (Amateur)
630 — 101	11 meters (Citizens)
630 — 100	10 meters (Amateur)
	28.5 — 29.5 MC

Available soon for 6 and 2 meters at slightly higher price.



Complete, ready to plug in and operate . . . only **\$19.95**

Order direct from International. Terms F. O. B. Okla. City. Include postage. Shipping Weight 2 lbs.

**INTERNATIONAL
CRYSTAL MFG. CO. INC.**

18 NORTH LEE — OKLA. CITY, OKLA.

INTERNATIONAL CRYSTAL MFG. CO., INC., 18 NO. LEE
OKLAHOMA CITY, OKLAHOMA
GENTLEMEN PLEASE SHIP THE FOLLOWING MOBILETTES @
\$19.95 EACH.

CATALOG NO. FREQ. QUANTITY

SHIP TO — NAME _____
AMOUNT _____
ENCLOSED ADDRESS _____

INCLUDE POSTAGE WITH ORDER.

POPULAR ELECTRONICS

World's Largest-Selling Electronics Magazine

Average Net Paid Circulation Over 320,000

This month's cover photo by Bruce Pendleton
Equipment courtesy of Assembly Products,
General Electric, Simpson Electric, Superior
Instrument, Triplett Electrical Instrument,
and Weston Instruments

Editor

OLIVER P. FERRELL, 2W1665

Managing Editor

JULIAN M. SIENKIEWICZ, WA2CQL

Art Director

ALFONS J. REICH

Associate Editors

**RICHARD A. FLANAGAN
MARGARET MAGNA
PERRY WINTER, K2VLR**

Editorial Assistants

**FRANCIS PARDO
MARIA SCILIFF**

Editorial Consultant

OLIVER READ, W1ETI

Contributing Editors

**H. BENNETT, W2PNA
H. S. BRIER, W9EQG
J. T. FRYE, W9EGV
L. E. GARNER, JR.
T. KNEITEL, 2W1965**

Art Associate

J. A. ROTH

Art and Drafting Dept.

**K. W. PAUL, JR.
W. K. VAHLSING, WV2GYL**

Advertising Director

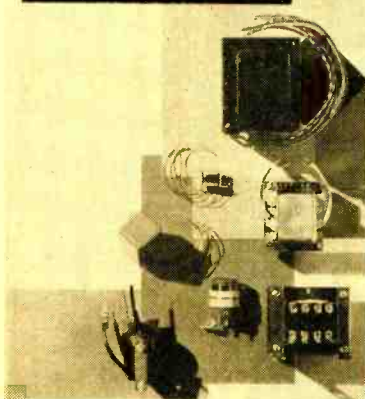
JOHN A. RONAN, Jr., 1W6455

Advertising Manager

WILLIAM G. McROY, 2W4144

COMING NEXT MONTH

POPULAR ELECTRONICS
OCTOBER 1960



(ON SALE SEPTEMBER 27)

ZIFF-DAVIS PUBLISHING COMPANY,
One Park Ave., New York 16, N. Y.
William B. Ziff, Chairman of the Board
(1946-1953); William Ziff, President;
W. Bradford Briggs, Executive Vice
President; Michael Michaelson, Vice
President and Circulation Director; Hershel
B. Sarbin, Vice President; J. Leonard
O'Donnell, Treasurer.



BRANCH OFFICES: Midwestern Office,
434 S. Wabash Ave., Chicago 5, Ill.,
Jim Weakley, Advertising Manager;
Western Office, 9025 Wilshire Blvd.,
Beverly Hills, Calif., Don Cena, Western
Manager.

Foreign Advertising Representatives:
D. A. Goodall Ltd., London; Albert Mil-
hado & Co., Antwerp and Dusseldorf.

SUBSCRIPTION SERVICE: Forms 3579 and all subscription correspondence should be addressed to Circulation Department, 434 South Wabash Avenue, Chicago 5, Illinois. Please allow at least four weeks for change of address. Include your old address as well as new—enclosing if possible an address label from a recent issue.

CONTRIBUTORS: Contributors are advised to retain a copy of their manuscripts and illustrations. Contributions should be mailed to the New York Editorial Office and must be accompanied by return postage. Contributions will be handled with reasonable care, but this magazine assumes no responsibility for their safety. Any copy accepted is subject to whatever adaptations and revisions are necessary to meet the requirements of this publication. Payment covers all author's, contributor's and contestant's rights, titles, and interest in and to the material accepted and will be made at our current rates upon acceptance. All photos and drawings will be considered as part of material purchased.

- **TRANSFORMERS**
A special 16-page bonus section traces the development of the transformer from Faraday's primitive unit to today's ultra-modern designs
- **SHORT-WAVE CONVERTER**
Build a one-transistor short-wave converter for your car radio and listen to thrilling DX broadcasts while you drive
- **X-RAYS**
The exciting story of how the German scientist Wilhelm Roentgen stumbled across X-rays and how his discovery affects our daily lives
- **VIBRATOR ELIMINATOR**
How to construct an inexpensive, all-electronic vibrator-substitute that will last indefinitely




In Spare Time at Home—Prepare for a Better Job—or
Your Own Business in One of the Many Branches of

ELECTRONICS

You build and keep this valuable Vacuum Tube **VOLTMETER**



You build and keep this 5-inch **COLOR OSCILLOSCOPE**—almost a "must" for TV servicing.



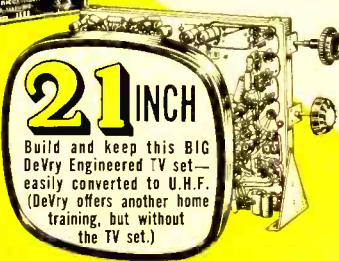
HOME MOVIES . . .
... make important points crystal clear. Speeds your learning. It's almost like having an instructor at your side!

COLOR TV

DeVry Tech's program also includes training in Color Television

MILITARY SERVICE

If you are subject to military service, the information we have should prove very helpful. Mail coupon today.



21 INCH

Build and keep this BIG DeVry Engineered TV set—easily converted to U.H.F. (DeVry offers another home training, but without the TV set.)

RADIO - TELEVISION - RADAR

If you are seeking a better job or a business of your own, the appealing field of Television-Radio-Electronics offers **REAL PROMISE!**

In this fast-growing field, trained Electronic technicians find many good-paying, interesting jobs in manufacturing, installing, operating, servicing. Equally important is the fact that these are **GOOD JOBS**—offering the kind of a future that an untrained man often dreams about.

No previous technical experience or advanced education needed. Prepare for this profitable field in your spare time at home, or in our modern Chicago or Toronto Laboratories. Nothing else like it! Send for **FREE** details.

EARN WHILE YOU LEARN

After you get part of DeVry Tech's training with equipment at home, you may then in your spare time, begin to earn real money servicing Radio and Television sets.

Your GUIDE

to Profitable Job Opportunities

TV-Radio Broadcast Technician
Color Television Specialist
Radar Operator • Laboratory Technician
Airline Radio Man • Computer Specialist
Quality Control Manager
Your Own Sales & Service Shop
. . . **PLUS MANY OTHERS**

YOU GET THE SAME **EMPLOYMENT SERVICE**

that has helped thousands of our graduates toward fine careers in Electronics.



Send for **FREE BOOKLET TODAY!**

Accredited Member of National Home Study Council

"One of North America's Foremost Electronics Training Centers"



DeVRY TECHNICAL INSTITUTE

CHICAGO 41, ILLINOIS



You work over **300** Learn-By-Doing projects

Build over 300 practical projects from many shipments of Radio-Electronic parts. You build and operate TV-Radio circuits . . . wireless microphone . . . and many other major projects—all designed to provide outstanding practical experience at home.

ACT NOW! Get information-packed publication **FREE!** Mail coupon today.


DeVRY TECHNICAL INSTITUTE
4141 Belmont Ave., Chicago 41, Ill., Dept. PE-9-Q
Please give me your FREE booklet, "Electronics in Space Travel," and tell me how I may prepare to enter one or more branches of Electronics.

Name _____ Age _____

Street _____ Apt. _____

City _____ Zone _____ State _____

2044 Canadian residents address: DeVry Tech of Canada, Ltd.
970 Lawrence Avenue West, Toronto, Ontario



Notes from the Editor

AU REVOIR. There is little doubt that the ultimate objective of the American businessman is to retire--preferably at an early age--and sit back and enjoy life. So it is with editors--and one member of that fraternity who has recently joined the retired ranks is our own Oliver Read.

Those of you who have followed POPULAR ELECTRONICS since its inception know that Ollie served as both editor and publisher. Simultaneously, he was publisher of our "big brother" publication ELECTRONICS WORLD as well as HiFi/STEREO REVIEW, the Ziff-Davis magazine in the music and audio field. In all, Ollie was associated with the Ziff-Davis Publishing Company for over twenty-two years.

Acting as publisher of the three largest-selling magazines in their respective fields was no small undertaking. But thanks to Ollie's leadership, a pattern of operation had been established that eventually allowed him to sit back and look fondly at a job well done. Picking this moment as an opportune one, Ollie resigned from his post to go into what some might call retirement --but, knowing Ollie, it means more time for writing, more time to spend in his lab, more time to develop pet projects.


We'll miss Ollie's presence around the office, but his services are far from lost to POPULAR ELECTRONICS. Fortunately for us, he has agreed to a long-term contract as editorial consultant. This means that we here at POPULAR ELECTRONICS and all of our readers will be seeing and hearing more of him as time goes by.

As a direct result of Ollie's retirement, I have returned to POPULAR ELECTRONICS (I was managing editor from 1955 to 1957). In addition, we have lost the services of our feature editor, Furman Hebb, to HiFi/STEREO REVIEW; he has assumed the editorship of that publication. Otherwise, P. E. remains as it has been for the past year in both staff and content. Our only problem—one that most successful magazines enjoy—is just plain growing pains. With Ollie's continued help, our job will be easier.

Oliver P. Fenell

POPULAR ELECTRONICS

MAKE MORE MONEY



TRAIN FOR ELECTRONICS . . .

In RESIDENT CLASSES

Grantham *resident* schools are located in four major cities—Hollywood, Seattle, Kansas City, and Washington, D. C. Regularly scheduled classes in F. C. C. license preparation are offered at all locations. New *day* classes begin every three months, and new *evening* classes begin four times a year. The day classes meet 5 days a week and prepare you for a first class F. C. C. license in 12 weeks. The evening classes meet 3 nights a week and prepare you for a first class license in 20 weeks. For more information about the Grantham resident schools, indicate in the coupon the city of your choice and then mail the coupon to the School's home office in Hollywood, Calif. Free details will be mailed to you promptly.

Through HOME STUDY

Grantham training is the easy way to learn more quickly—to prepare more thoroughly—for F. C. C. examinations. And your first class license is the quick, easy way to prove to your employer that you are worth more money.

This correspondence course is directed toward two major objectives—(1) to *teach* you a great deal about electronics, and (2) to prepare you to *pass* all of the F. C. C. examinations required for a first class commercial operator's license. We teach you step by step and have you practice with FCC-type tests which you send to the school for grading and comment. You prepare for your F. C. C. examinations under the watchful direction of an instructor who is especially qualified in this field.

GET your first class commercial F. C. C. LICENSE

To get ahead in electronics—first, you need the proper training; then, you need "proof" of your knowledge. Your first class commercial F. C. C. license is a "diploma" in communications electronics, awarded by the U. S. Government when you pass certain examinations. This diploma is recognized by employers. Grantham School of Electronics specializes in preparing you to *earn* this diploma.

Grantham training is offered in resident classes or by correspondence. Our free booklet gives complete details. If you are interested in preparing for your F. C. C. license, mail the coupon below to the School's home office at 1505 N. Western Ave., Hollywood 27, California—the address given in the coupon—and our free booklet will be mailed to you promptly. No charge—no obligation.

Get your First Class Commercial F. C. C. License by training at

GRANTHAM SCHOOL OF ELECTRONICS

HOLLYWOOD

SEATTLE

KANSAS CITY

WASHINGTON

This booklet **FREE!**

This free booklet gives details of our training and explains what an F. C. C. license can do for your future. Send for your copy today.



for **FREE** Booklet **CLIP COUPON** and mail in envelope or paste on postal card.

for **FREE** Booklet **CLIP COUPON** and mail in envelope or paste on postal card.



To: GRANTHAM SCHOOL OF ELECTRONICS
1505 N. Western Ave., Hollywood 27, Calif.

Please send me your free booklet telling how I can get my commercial F. C. C. license quickly. I understand there is no obligation and no salesman will call.

Name _____ Age _____

Address _____

City _____ State _____

I am interested in: Home Study, Kansas City classes, 03-P
 Hollywood classes, Seattle classes, Washington classes



FCC Report

☆☆☆☆☆ ☆☆☆☆☆☆☆☆☆☆☆☆☆☆☆☆☆☆☆

By **ROBERT E. TALL**
Washington Correspondent

CB Call Signs

IF the FCC has switched call signs on you lately, steer clear of using your former call. That's what the Commission is telling all Citizens Banders who feel they have a sentimental interest in their original call signs and want to continue to use them.

The Commission says it would like to allow CB'ers to keep their original call signs, since they are actually "serial numbers" for station identification purposes. But the "sudden growth" of the service has forced the FCC to cut its paper workload

as much as possible. So, to fit into the FCC's current license processing scheme, every license renewal has to be treated as a completely new station application. Therefore, all modified and renewed licenses are automatically given new call signs, the Commission says, and since the former "serial numbers" are thereby superseded, they may no longer be used to identify the CB stations involved.

We haven't as yet run into any FCC enforcement cases involving this point in Washington. But there must be a few kicking around or the Commission wouldn't have gone to such pains to make its position clear.

Treating CB call signs as serial numbers fits into the agency's new call sign plans which are to go into effect on January 1, 1961. Under the new program, a *letter*—between Q and W—will be used for all "serial numbers" issued during each calendar year, with a different identifying letter each year.

The Commission plans to repeat the letters every seven years. For example, all Q licenses issued in 1961 will have expired by the end of 1966, and Q calls will not be re-

JERROLD THE LEADER IN MASTER ANTENNA SYSTEMS presents



NEW!
**TV-FM
magic
carpet***

INDOOR ANTENNA—OUTDOOR PERFORMANCE

Banish that rooftop antenna—with an easy-to-install "Magic Carpet" antenna! Locate it in attic, garage, or closet. Obtain signal gain across all frequencies. Comparable to an outdoor conical antenna.



MODEL MK-1 List **\$9.95** *Trademark Patent Pending

JERROLD ELECTRONICS CORPORATION
Distributor Sales Division
Dept. No. IDS-68, Philadelphia 32, Pa.



2 SET TV-FM COUPLER


Ideal for connecting two TV or FM sets to one antenna. Extremely low loss makes it ideal for weak signal areas. Full isolation between sets.

MODEL MF-2 List **\$4.50**

NOTE: Jerrold offers a full line of specialized reception aids including outlets, plugs, signal amplifiers, etc. Write for literature!

These men are getting practical training in **NEW Shop-Labs of**

ELECTRICITY



ELECTRONICS

ON REAL

Motors—Generators
—Switchboards—
Controls—Modern
Appliances—
Automatic
Electronic
Control Units

COYNE

in Chicago—prepare for today's **TOP OPPORTUNITY FIELD**. Train on real full-size equipment at **COYNE** where thousands of successful men have trained for over 60 years—largest, oldest, best equipped school of its kind. Professional and experienced instructors show you how, then do practical jobs yourself. No previous experience or advanced education needed. Employment Service to Graduates.

START NOW—PAY LATER—Liberal Finance and Payment Plans. Part-time employment help for students. **GET FREE BOOK**—"Guide to Careers" which describes all training offered in **ELECTRICITY** and **TELEVISION-RADIO ELECTRONICS**—no obligation; **NO SALESMAN WILL CALL**.

TELEVISION



RADIO ELECTRONICS

ON REAL

TV Receivers—
Black and White
and Color
AM-FM and
Auto Radios
Transistors
Printed Circuits
Test Equipment

Coyne Electrical School, 1501 W. Congress Parkway
Chartered Not For Profit • Chicago 7, Dept. 60-2C

MAIL COUPON OR WRITE TO ADDRESS BELOW

COYNE ELECTRICAL SCHOOL
Dept. 60-2C—New Coyne Building
1501 W. Congress Pkwy., Chicago 7, Ill.

Send **BIG FREE** book and details of all the training you offer. However, I am especially interested in:

Electricity Television Both Fields

Name _____

Address _____

City _____ State _____



COYNE offers
LOW COST
TELEVISION
RADIO - COLOR TV
Training in
Spare Time **AT HOME**



The future is **YOURS** in **TELEVISION!**

A fabulous field—good pay—fascinating work—a prosperous future in a good job, or independence in your own business!

Send Coupon or write to address below
for **Free Book**



Coyne brings you **MODERN-QUALITY** Television Home Training; training designed to meet Coyne standards at truly lowest cost—you pay for training only—no costly "put together kits." Not an old Radio Course with Television "tacked on." Here is **MODERN TELEVISION TRAINING** including Radio, UHF and Color TV. No Radio background or previous experience needed. Personal guidance by Coyne Staff. **Practical Job Guides** to show you how to do actual servicing jobs—*make money early in course*. Free Life-time Employment Service to Graduates.

and full details, including easy Payment Plan. **No obligation, no salesman will call.**

COYNE Television
Home Training Division
Dept. 60-H2, New Coyne Building
1501 W. Congress Pkwy., Chicago 7, Ill.

Send Free Book and details on how I can get Coyne Quality Television Home Training at low cost and easy terms.

Name _____

Address _____

City _____ State _____

COYNE ELECTRICAL SCHOOL

CHARTERED AS AN EDUCATIONAL INSTITUTION
NOT FOR PROFIT

1501 W. Congress Parkway • Chicago 7, Dept. 60-H2



B. W. COYNE, Jr., President
Coyne—the Institution behind this training... the largest, oldest, best equipped residential school of its kind. Founded 1899.

PERFORMANCE THAT SPEAKS FOR ITSELF



Precision Crafted

CITIZENS BAND RADIOS

by **PEARCE-SIMPSON, INC.**

A Leader In Creative Electronics

Powerful two-way radio for personal or business use created by Pearce-Simpson, Inc., makers of "The World's Finest Marine Radios". Available are single and multi channel sets. Shown above is the CBD-5, a powerful, precision crafted five channel set with low current drain (3.2 amps at 12 volts standby). This set available in both dual 12 volts DC, 115 AC, or 6 volt only. Full 5 watts input.

Sets are compact, easily movable, complete with crystals for one channel, microphone, both power supply cables and universal mounting bracket.

CBD-1: Single channel set \$159.50

**CBD-5: Five channel set
(6 volt or 12 volt) \$170.00**

A limited number of dealerships are available. Dealers efforts are backed by strong national advertising in consumer publications such as Wall St. Journal, Business Week, etc., as well as leading electronic magazines. Write for details.

Send today for free brochure

PEARCE-SIMPSON, INC.

A Leader in Creative Electronics

2295 N. W. 14th ST., MIAMI 35, FLA.

issued again until 1968. This will give the Q a one-year vacation (and the other letters as well in succeeding years) and also give the FCC a chance to see if anyone is using a transmitter with an expired license.

According to the Commission, this plan "will further simplify the administration of the service and will add significance to the serial numbers when they are heard on the air."

Applications for CB licenses really are closely examined by the FCC—despite the fact that they are pouring into Washington at a clip of more than 11,000 a month. The Commission caught an application for three CB units filed by a girl in El Paso, Tex., after the FCC had withdrawn the CB license of one of the male members of her family. The license had been revoked after charges that the CB'er was engaging in a type of long-distance communication not intended in the rules; that the station was operating on frequencies beyond the allowable tolerance; and that the El Paso gentleman failed to answer the FCC's letters regarding the subject.

In dubbing the girl's application "unacceptable," the Commission whipped up some language to the effect that it was prohibited from considering her request for a year after the date of the revocation order. The FCC said that it will "not consider a like or new application involving service of the same kind to substantially the same area by substantially the same applicant, his successor or assignee, or on behalf of or for the benefit of the original parties in interest until after the lapse of 12 months from the effective date of the revocation order."

Translating this legal mumbo-jumbo into CB talk, the FCC will not give each and every adult member of a family the opportunity—one at a time—to jam up the band.


A potential axing for Citizens Banders, along with all other types of radio users, was avoided recently when the House failed to act on a bill which would have provided for the collection of fees to cover costs of operating certain government agencies, including the FCC. This bill proposed assessing charges for each application filed with the Commission, including modifications and renewals. It was generally similar to previous attempts to put the regulatory agencies on a pay-for-themselves basis, and is a cinch to come up again in the future.

-30-

ALLIED value-packed 1961

444-PAGE ELECTRONICS CATALOG

including products available only from Allied



world's
biggest

free

send for it today!

SAVE MOST ON EVERYTHING IN ELECTRONICS

- Newest Stereo Hi-Fi Systems— Everything in Hi-Fi Components
- Money-Saving, Build-Your-Own KNIGHT-KITS* for Every Need
- Best Buys in Recorders & Supplies
- Newest Public Address Systems, Paging and Intercom Equipment
- Amateur Receivers, Transmitters, and Station Gear
- Citizen's Band 2-Way Radio
- Test and Laboratory Instruments
- TV Tubes, Antennas, Accessories
- Huge Listings of Parts, Tubes, Transistors, Tools, Books



EASIEST \$ **2** TERMS
ONLY DOWN

Yes, only \$2 down on orders up to \$50; only \$5 down on orders up to \$200; only \$10 down over \$200. Up to 24 months to pay.

ALLIED Exclusives:

MONEY-SAVING KNIGHT-KITS®—the very best in build-your-own electronic equipment—designed to save you money, easiest to assemble—the only kits offered with Free Inspection Privilege. See the complete selection of Stereo hi-fi kits, Hobbyist kits, Test Instrument and Amateur kits. KNIGHT-KITS are an exclusive ALLIED product.

KNIGHT® STEREO HI-FI—comparable to the best in quality and performance, yet priced far lower in cost. Select super-value KNIGHT components or complete systems and save most. Also see the largest selection of famous-name stereo hi-fi components and money-saving ALLIED-recommended complete hi-fi systems.

ALLIED RADIO

our 40th year **SATISFACTION GUARANTEED
OR YOUR MONEY BACK**

World's Largest Electronic Supply House

Get every buying advantage at ALLIED: lowest money-saving prices, fastest shipment, expert personal help, easiest-pay terms, guaranteed satisfaction.

free send for the biggest
electronics catalog!

ALLIED RADIO, Dept. 109-J
100 N. Western Ave., Chicago 80, Ill.

Send FREE 1961 ALLIED Catalog.

Name _____

Address _____

City _____ Zone _____ State _____



Letters

from our
readers

"Supersonic Squawker"

■ I would like to use the "Supersonic Squawker" described in your November 1959 issue at my school's annual science fair. Can you tell me the approximate audio ranges of the squawker as well as what animals will react to it?

GORDON LA BONTE, K1JJJ
Manchester, N. H.

The frequency range of the squawker is from approximately 1000 to well above 20,000 cps. Most creatures will respond to the squawker—for example, dogs, cats, and starlings. A neighbor's dog may be quiet for hours, but he'll start barking as soon as the squawker is turned on.

Information Wanted


■ I have recently acquired an old Zenith Model 3-R receiver. It has an all-wood cabinet and weighs about 35 pounds. The Zenith people tell me it was

built in 1923 and it's a museum piece. Can any of your readers supply me with a service manual or some information about this receiver?

MARSHALL M. DUES
11499 N. Saginaw Rd.
Clio, Mich.

TV DX'ing

■ I would like to thank POPULAR ELECTRONICS for the fine article entitled "DX'ing on TV" which appeared in the June 1960 issue. After I tried out




some of the hints given in this article, I managed to pull in WTOL, Toledo, Channel 13—over 100 miles. The very next day I again pulled in Toledo, this time WSPD on Channel 11.

JIM KINCAID
Brecksville, Ohio

Drilling Metal Chassis

■ I would like to point out that the gentleman on the cover of your March issue is drilling a metal chassis in a very dangerous way. Rather than holding the chassis in his bare hand, he should have clamped it to the workbench. Lacking a suit-



There's
SOMETHING
for
EVERYBODY
in the new

LASALLE C/B TRANSCEIVER

Fully field-tested for 15-tube performance, 5-channel operation. Compact, completely mobile, complete with cable for 6 volt or 12 volt auto to 115 volt home operation. Quality-engineered, economy-priced.

WRITE FOR COMPLETE DATA SHEET

\$159⁹⁵ 10 tubes plus 1 diode, 3KCS wide superhetrodyne receiver, automatic noise limiter, adjustable squelch, 1 RF and 3 IF stages, 5 watts input, full modulation, press-to-talk microphone, weight 12 lbs.



Manufactured by:
BIGGS ASSOCIATES, INC
UTICA, ILLINOIS



Are You Interested In Electronics-TV-Radio?

CARL E. SMITH,
E. E., President

then you will want to know

What IS The FCC?

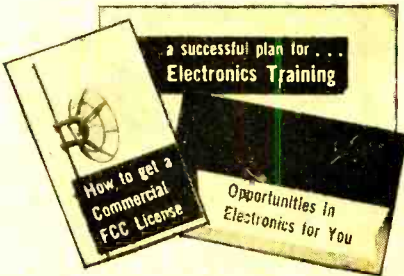
It's amazing what the future holds for you in this modern world of electronics. Let me send you the entire story—FREE!

- How to pass the FCC Exam
- Successful Electronic Training

I can train you to pass the Valuable FCC exam in a minimum of time if you have any practical experience and a fair knowledge of mathematics.

CARL E. SMITH, E.E., President

Get
All 3
FREE



Cleveland Institute Announces an EXCLUSIVE Technician Training Program

in Computers, Servo Mechanisms,
Magnetic Amplifiers and others

Other advanced fields covered include Basic Math, A. C. Circuit Analysis, Pulse Circuitry, Color TV, Radar, Advanced Measuring Techniques, Industrial Electronics, Instrumentation, Automation, Radio Telemetry. Send for information today.

Get Your FCC Commercial License —or Your Money Back

The Master Course in Electronics will provide you with the mental tools of the electronics technician and prepare you for a first Class FCC License (Commercial) with a radar endorsement. When you successfully complete the Master Course, if you fail to pass the FCC examination, you will receive a full refund of all tuition payments.

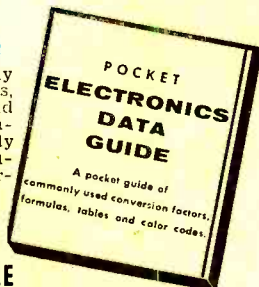
Cleveland Institute of Electronics

Accredited by the National Home Study Council

GET THIS HANDY POCKET ELECTRONICS DATA GUIDE

Free . . .

Puts all the commonly used conversion factors, formulas, tables, and color codes at your fingertips. Yours absolutely free if you mail the coupon in 30 days. No further obligation!



TO GET THIS FREE
GIFT, MAIL COUPON Within 30 Days!

Please send Free Booklets prepared to help me get ahead in Electronics and a free copy of your "Pocket Electronics Data Guide." I have had training or experience in Electronics as indicated below:

- | | |
|---|---|
| <input type="checkbox"/> Military | <input type="checkbox"/> Broadcasting |
| <input type="checkbox"/> Radio-TV Servicing | <input type="checkbox"/> Home Experimenting |
| <input type="checkbox"/> Manufacturing | <input type="checkbox"/> Telephone Company |
| <input type="checkbox"/> Amateur Radio | <input type="checkbox"/> Other_____ |

In what kind of work are you now engaged?

In what branch of Electronics are you interested?_____

Name_____Age_____

Address_____

City_____Zone_____State_____

PE-68

Cleveland Institute of Electronics

4900 Euclid Ave. Desk PE-68 Cleveland 3, Ohio

September, 1960

Modern Power



BURGESS BATTERIES

CHROME PROTECTED
SEALED-IN-STEEL
SELF RECHARGEABLE
GUARANTEED LEAKPROOF



Radar-Lite

CORROSION PROOF
separated head and
battery design

BURGESS BATTERY COMPANY

DIVISION OF SERVEL, INC.
FREEPORT, ILLINOIS • NIAGARA FALLS, CANADA

Letters

(Continued from page 12)

able clamp, he should have nailed two blocks of wood to the workbench and placed the chassis between them. Either of these techniques will pay off in a better drilling job and fewer cut fingers.

HERBERT A. GROHMANN
Milwaukee, Wis.

Our thanks go to Reader Grohmann for pointing out the danger in drilling metal chassis without first mounting them securely on the workbench.

BCB DX Clubs

■ In the April 1960 issue, J. D. Leitch spoke highly of broadcast-band DX'ing, and said he wanted to start a club. Mr. Leitch and others like him should be informed about the DX'ers Radio Club and the National Radio Club since both are devoted to BC'ing.

MURRAY C. MANN
Omaha, Nebr.

For information on the National Radio Club and the DX'ers Radio Club—and on BCB DX'ing—see article starting on page 60 of this issue.

Electronic Organ

■ I have been reading POPULAR ELECTRONICS since May, 1955, and in my opinion it is full of clear and well-explained information. In fact, I call it



the "technician's best friend." One thing I would like to see in a future issue is a diagram on an electronic organ—I would like to build one.

ERNEST DI ZAZZO
Montreal, Canada

Thanks for the bouquets, Ernest. It's always reassuring to receive a vote of thanks. As for an electronic organ, it would require considerable expense, construction time, test equipment, and know-how to build one. Even then, the organ probably wouldn't even sound or look professional. In fact, to find a keyboard for a home-brew organ, you might have to chop up your wife's spinet! Your best bet is one of the electronic organ kits now on the market.

Government Books

■ Many of your readers may be unaware of the excellent electronic publications that are available from the Superintendent of Documents, U. S. Government Printing Office, Washington 25, D.C. These publications include Air Force manuals, Navy training manuals, and other technical manuals used by the armed forces. Information on such publications can be obtained by requesting a

ELECTRONIC KITS 1960 DIRECTORY



500 ELECTRONIC KITS

WHAT THEY ARE!

WHAT THEY COST!

WHAT THEY DO!

Yours in the brand new 1960

ELECTRONIC KITS 1960 DIRECTORY

Here it is—the only complete, comprehensive directory covering the exciting world of electronic kits! It's yours in the 1960 ELECTRONIC

KITS DIRECTORY — over 160 pages — listing over 500 kits of all kinds. Each listing gives you manufacturers, specifications, prices, everything you need to know about kits!

You'll find such informative features as:

- **GIANT KIT BUILDERS GUIDE**

Gives you the latest improvements, and innovations in kits...helps you select the right kit...identifies parts for you, too!

- **COMPLETE SURVEY AND DIRECTORY OF:**

Kits for HI-FI—make your own amplifiers, preamps, speakers, turntables, stereo control units, and tone arms.

Kits for COMMUNICATIONS—Rundowns on kits for oscilloscopes, tube testers, power supplies, transmitters, receivers, transceivers. Kits

for EDUCATION—Coverage of radio kits and many other special projects.

NOW ON SALE AT YOUR FAVORITE
NEWSSTAND OR ELECTRONIC PARTS
STORE **ONLY \$1.00**

Don't miss 1960 ELECTRONIC KITS DIRECTORY. Now on sale at newsstands, electronic parts stores and hi-fi salons! Buy your copy today, or order by using the handy coupon at right. Only \$1.00.

Ziff-Davis Publishing Company
Department PE-96
434 S. Wabash Ave., Chicago 5, Illinois
Please send me a copy of the 1960
ELECTRONIC KITS DIRECTORY. I enclose
\$1.00 plus 10¢ to cover mailing and handling
charges. (Canada and Foreign \$1.25 plus 10¢
postage).

Name _____

Address _____

City _____ Zone _____ State _____

NEW! LAFAYETTE HE-15A 2-WAY SUPERHET CITIZENS BAND TRANSCEIVER!



NOT A KIT
Made in U.S.A.

USE IN THE HOME

64⁵⁰

ONLY 5.00 DOWN

Boating — Ship to Shore

On the Farm

Business — Trucking

- **5 Crystal Controlled Transmitting Positions:** Operates at a maximum FCC legal power input of 5 watts fully modulated.
- **Superheterodyne Tuneable Receiver Over Full 23 Channel Band:** RF stage in both Transmitter and receiver, 3 watts audio output plus large 4" speaker.
- **Complete with Transmitting Crystal:** Removable front plate for easy accessibility of crystals. Channel 9 crystal supplied.
- **4 Dual Function Tubes, plus 2 Single Function Tubes, plus 2 Rectifiers for 12 Tube Performance:** Compares with units costing 3 times as much. Unexcelled reception on land and sea with coverage up to 20 or more miles depending on antenna height and terrain.
- **Planetary Vernier Tuning:** Controls include 3 position function switch (transmit, receive, plus transmit with spring return) and effective Full-Wave Variable Noise Limiter.
- **High Output Crystal Microphone:** 2 position push to talk slide switch plus 5-prong microphone jack makes conversion to a push-to-talk relay a cinch.

- **Adapts for use Anywhere:** Modern compact styling. Brackets are supplied for easy mounting of unit in auto, truck or boat. Addition of 6 or 12 volt power supply (separately supplied) adapts transceiver for mobile operation. Only 10³/₄Wx6⁷/₈Dx5⁷/₈"H. Shpg. wt., 11 lbs.

Anyone Can Operate: No examination or technical knowledge required — Any citizen 18 years or older is eligible for a license. Simply fill out FCC application supplied with HE-15A Transceiver.

HE-15A Factory Wired and Tested (less antenna)	5.00
Down	Net 64.50
HE-19 Whip Antenna	Net 3.95
HE-16 Power Supply for 12 Volts	Net 11.95
HE-18 Power Supply for 6 Volts	Net 11.95
Use in the Home	Boating - Ship to Shore
Farm	Business - Trucking
Made in U.S.A.	

SENSATIONAL LAFAYETTE CITIZEN BAND MOBILE ANTENNA

6.95



- Includes—
- CHROME SWIVEL BASE
 - STAINLESS STEEL SPRING
 - 102¹/₂" STAIN. LESS STEEL WHIP FOR OPTIMUM 11 METER PERFORMANCE
- THE SCOOP BUY FOR CITIZENS BAND MOBILES

Chrome swivel ball mount base designed to be mounted on any surface. Stainless steel spring holds rod in properly adjusted position and prevents rod damage from shocks and blows. Stainless steel whip for maximum resiliency and strength. Shpg. wt., 4 lbs.

HE-800WX Net 6.95

NEW! LAFAYETTE TELESCOPIC CITIZENS BAND WHIP ANTENNA

3.95

- Chrome Plated
- Telescopes From 16¹/₂ to 40"
- Mounts Vertically or Right Angle



An outstanding antenna value. This high quality three section telescoping antenna is designed for attachment directly to your citizens band transceiver. Ideal for point to point service over short distances. Molded base loading coil has a threaded stud with a PL-259 plug-conductor for vertical or right angle mounting. Shpg. wt., 1 lb.

HE-19 Net 3.95

10,000 OHMS PER VOLT MULTITESTER

NEW!

9.95

Outperforms Instruments Many Times Its Size

- Extra Large 3¹/₂" Meter Face
- Completely Wired and Tested
- All Accessories Included



Convenient pocket size with single range selector switch. First capacity range requires 120V AC, second range requires 6V AC. Durable Bakelite case and panel. Complete with leads and battery. 4¹/₂x3¹/₂x1¹/₈". Shpg. wt., 1¹/₂ lbs.

TE-10 Net 9.95

TE-14 Pigskin Carrying Case, Shpg. wt., 8 oz. Net 1.95

NEW! LAFAYETTE RADIO FIELD INDICATOR

7.95

- Provides a Continuous Indication of Transmitter Output
- Rugged) 200ua Meter Movement with Variable Sensitivity Control
- Requires No Electricity, Batteries or Transmitter Connection

Measures the RF field generated by any marine, mobile or fixed transmitter. Rear phone jack accepts ear-phones. Antenna extends from 3³/₄" to 10³/₄". Bottom plate magnet allows mounting on any metal surface. Measures 3³/₈Wx2¹/₄Hx2"D (less antenna). Shpg. wt., 2 lbs.

TM-14 Net 7.95



PLEASE INCLUDE SHIPPING CHARGES WITH ORDER

LAFAYETTE RADIO

165-08 LIBERTY AVENUE JAMAICA 33, N. Y.

NEW YORK 13, N. Y.
100 6th Avenue

BOSTON 10, MASS.
110 Federal Street

PLAINFIELD, N. J.
139 W. 2nd Street

BRONX 58, N. Y.
542 E. Fordham Rd.

NEWARK 2, N. J.
24 Central Avenue

PARAMUS, N. J.
182 Route 17



FREE!

Lafayette Radio's 324 PAGE 1961 Catalog

America's "Electronics & Hi-Fi Shopping Center"

40 years of service to Audiophiles, Experimenters, Hobbyists, Engineers, Technicians, Students, Servicemen and Dealers. **HERE IT IS** — the biggest, best and most comprehensive catalog you can ask for. Choose from thousands of items, all available for immediate delivery at the lowest, money-saving prices. And, as always, **SATISFACTION GUARANTEED OR MONEY REFUNDED.**

"The Best Buys In The Business"

- Stereophonic Hi-Fi Equipment
- Public Address Systems
- Tape Recorders
- Radio and TV Tubes and Parts
- Citizen Band Equipment
- Amateur Equipment
- Industrial Supplies

Exclusive at Lafayette. Lafayette Kits: Build a path to a new world of entertainment. Created, designed and engineered for top quality at top performance — there's more fun in doing it yourself, especially when it's so easy. An exclusive product of Lafayette Electronics — easily the best value for your money any day.

PLUS Hundreds of "specials" you'll find only at Lafayette.

Easy Pay Plan. The simplest, and quickest way to get what you want, when you want it. As little as \$2 down . . . up to 24 months to pay.

Mail the coupon today for your **FREE** copy of Lafayette Radio's 1961 catalog.



KT-650 FM Tuner Kit
54.50



TE-15 Tube Checker
19.95



FW-60 20,000 Ohms Per Volt Multimeter
9.95



RK-400 2-Speed Portable Tape Recorder
49.50



Stereo Control Center
KT-600, Kit
79.50
LA-600, Wired
134.50



Communications Receiver
KT-200, Kit HE-13, Wired
64.50 73.95



Lafayette Radio Electronics Corp.
Dept. II-6, P.O. Box 190
Jamaica 31, N. Y.

Send me the **FREE** Lafayette 324 page
1961 catalog 610

Name _____

Address _____

City _____ Zone _____ State _____

TIME TO CLEAN UP
YOUR SYSTEM...

Norelco®

T-7 LOUDSPEAKERS

with voice coil magnets of
Ticonal-7 steel (30% more
efficient* than Alnico V)

*... 30% more efficient
response to the full signal range
of your amplifier... WHETHER
ITS RATED OUTPUT is
10 WATTS or a HUNDRED...
at any listening level from a
whisper to a shout!

GUILD-CRAFTED BY PHILIPS OF
THE NETHERLANDS TO GIVE YOU

THE CLEANEST SOUND AROUND



Ask for a
demonstration
wherever
good sound is
sold or write to:

**NORTH
AMERICAN
PHILIPS
CO., INC.**

High Fidelity Products Division,
230 Duffy Avenue,
Hicksville, L.I., N.Y.

Letters


(Continued from page 14)

free copy of Price List 82, RADIO, which also
covers electronics, radar, and communications.

EINAR H. MORTERUD, W5FPB
Albuquerque, N. M.

Multi-Speaker Systems

■ In the May "Letters From Our Readers," there
was a speaker phasing tip by Christopher Farrell
of Lantana, Fla. An alternate method of deter-
mining the polarity of the wires in a complicated



multi-speaker system involves only the use of a
small battery and a meter. You simply connect
the battery across the wires at any point and read
the voltage at the other points. The polarity of
the wiring can be determined by noting the po-
larity of the voltage read by the meter.

EUGENE SCHOEN
Baltimore, Md.

Converter Wanted

■ While I would like to put in a word of appre-
ciation for an excellent electronics magazine, I also
want to point out one construction project that
seems to have been overlooked. Personally, I
would like to see plans on a multi-band short-
wave converter for use with a broadcast-band re-
ceiver either in the home or in the car. I'm sure
it would give many of your readers a thrill to be
able to listen to Australia as they drive to work
in the morning, and to Turkey as they drive
back at night. Then, too, it would be a boon
for radio amateurs who want to go mobile with-
out spending a lot of money.

STEPHEN R. WILHELM
Great Neck, N. Y.

*We agree with you, Stephen. Check the com-
ing issues of POPULAR ELECTRONICS for a crystal-
controlled, battery-operated transistor converter.
We just finished running tests on the unit and
expect to get the plans into print shortly.*

Happy Ham

■ I added the screen modulator in the February
"Across the Ham Bands" to my DX-20 trans-
mitter and am happy to report that it works fine. The
voice quality is very good, and the first report I
received called the modulation excellent.

CHARLES A. RANKIN, WA2HMM
Westbury, N. Y.

*We're happy you're happy, Charles. Watch
"Across the Ham Bands" every month for more
interesting and useful ham projects.*

-30-

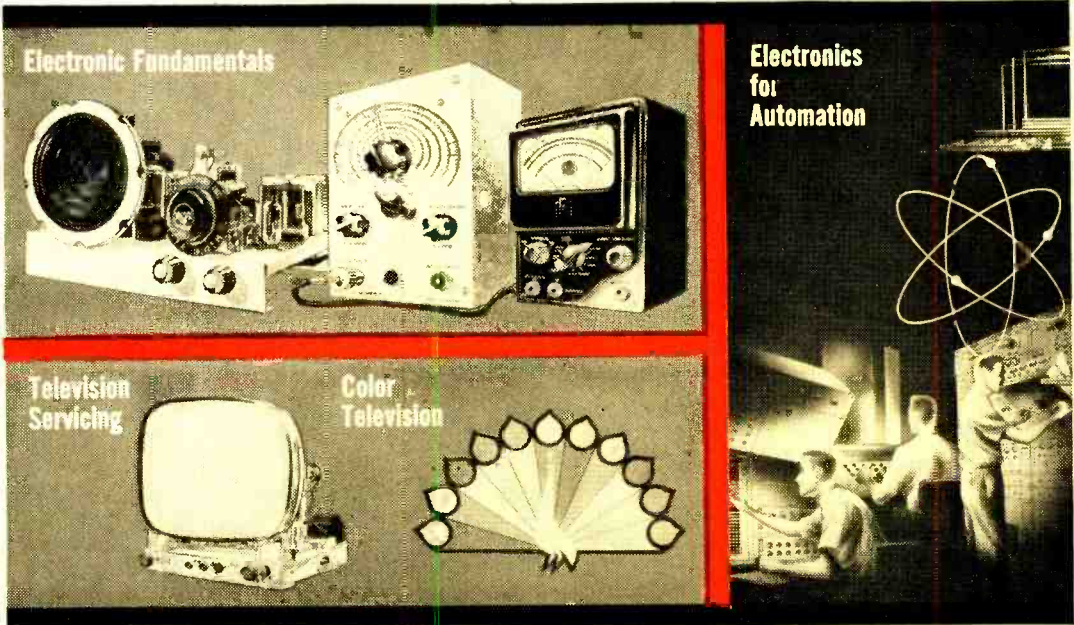


LET RCA TRAIN YOU IN ELECTRONICS

RCA Institutes, one of the world's leading electronic technical schools, offers a Home Study Course in . . .

ELECTRONICS FOR AUTOMATION

. . . Now you have four comprehensive courses for your electronic training . . . from basic electronic theory to the more advanced principles of color TV and Automation.



Send for our
64 page Home
Study Catalog

FREE!



RESIDENT SCHOOL Courses in New York City and Los Angeles offer comprehensive training in Television and Electronics. Day and Evening classes start four times each year. Detailed information on request.

Practical work with the very first lesson. Pay-as-you-learn. You need pay for only one study group at a time.

RCA INSTITUTES, Inc. Home Study School, Dept. PE-90
A Service of Radio Corporation of America
350 West Fourth Street, New York 14, N. Y.

Please rush me your FREE illustrated 64-page book "Your Career in Electronics," describing your home training programs. No obligation. No salesman will call.

Name Age

Address
Please print

City Zone State

Veterans: Enter discharge date

CANADIANS — Take advantage of these same RCA courses at no additional cost. No postage, no customs, no delay. Send coupon to: RCA Victor Company, Ltd., 5581 Royalmount Ave., Montreal 9, Quebec
To save time, paste coupon on postcard.

POP'tronics Bookshelf

"STEREO HIGH FIDELITY HANDBOOK"
by Norman H. Crowhurst. Published by Crown Publishers, Inc., 419 Park Ave. S., New York 16, N. Y. Hard cover. 183 pages. \$5.95.

A complete commentary on every aspect of stereo high fidelity, this book tells how to achieve maximum pleasure in stereo listening. The author offers detailed information on buying stereo equipment, converting a monophonic system to stereo, and general repairs and trouble-shooting. If you want to get acquainted with high fidelity and get the low-down on stereo, this book is a good investment.

"INTRODUCTION TO ATOMIC ENERGY"
by William G. Atkinson. Published by John

F. Rider Publisher, Inc., 116 West 14th St., New York, N. Y. 76 pages. Soft cover. \$1.35.

An excellent primer for those who would like to learn the fundamentals of atomic energy without getting involved in higher mathematics, this book was written by a man who knows whereof he speaks. He's the chief hull designer of General Dynamics' Electric Boat Division, the creators of our atomic submarines. In fact, the book was originally undertaken in order to instruct personnel at the shipyard in the basics of atomic energy.

"USING AND UNDERSTANDING PROBES" by Rudolf F. Graf. Published by Howard W. Sams & Co., Inc., 2201 E. 46th St., Indianapolis, Ind. Soft cover. 190 pages. \$3.95.

The author describes where and how to use probes for testing all types of electronic equipment. In addition to practical data on probes for radio and TV servicing, the book also covers special-purpose probes used in industry, agriculture, medicine, etc.,

35

\$33

Per 100 TUBES

TRU-VAC

1-YEAR GUARANTEED

RADIO and TV TUBES

Factory Used or Factory Second Tubes! TRU-VAC will replace FREE any tube that becomes defective in use within 1 year from date of purchase!

ALL TUBES INDIVIDUALLY BOXED, CODE DATED & BRANDED "TRU-VAC"

Partial Listing Only - Thousands More Tubes in Stock!

SPECIAL!		65N7GT 30¢		6W4GT 30¢					
0Z4	48Q7A	6AH6	6BD6	6CF6	6N7	6X8	7X6	12BD6	12W6GT
1A7GT	48S8	6AK5	6BE6	6CG8	6O7	6V6G	7X7	12BE6	12X4
1HG7	4B27	6AL5	6BF5	6CH8	6S4	7A4	XXL 7Y4	12BH7	19AU4GT
1HS7	4CB6	6AM8	6BG6	6CL6	6S6GT	7A5	7Z4	12Q06	19EG6G
1R5	5AM8	6AN8	6BH6	6CM6	6SD7GT	7A6	12A8	12BR7	19T8
1S5	5AN8	6AQ5	6BJ6	6CM7	6SF5	7E4	12A85	12BY7	25Z6GT
1T4	5AT8	6A06	6BK5	6CN7	6SG7	7E5	12AQ5	12CA5	35A5
1U4	5AV8	6AQ7	6BK7	6CQ8	6SH7	7E6	12AT6	12D4	35B5
1U5	5AZ4	6AR5	6BL7GT	6CR6	6SJ7	7E7	12AT7	12K7	35C5
1V2	5CG8	6AS5	6BN6	6CS	6SK7	7E8	12AUG	12L6	35W4
1X2	5R4	6AT6	6BQ6GT	6CU6	6SL7	7E6	12AV6	12O7	35Z5
2AF4	5T8	6AU4GT	6BQ7	6D6	6SQ7	7C7	12AV7	12SA7	50A5
2B4	5U4	6AU5GT	6BR8	6DE6	6SR7	7E5	12AX4GT	12S7	50B5
2C5	5U8	6AU8	6BS8	6DG6GT	6T4	7E6	12AX7	12SK7	50C5
3AL5	5V4G	6AV5GT	6BY5G	6DQ6	6T8	7E7	12A27	12SN7GT	50L6
3BC5	5V6GT	6AV6	6BZ6	6E6	6U5	7F7	12BA	12SQ7	117Z3
3BN6	5B8	6AW8	6BZ7	6H6	6U8	7F8	12BA6	12V6GT	
3BZ6	5Y3	6AX5GT	6C4	6J5	6V6GT	7G7	12B7		
3CB6	6AB4	6B8	6CA8	6J6	6VGT	7I7			
3C4	6AF4	6BC5	6CB6	6J7	6X4	7O7			
3V4	6AH4GT	6BC8	6CD6G	6K7	6X5GT	7S7			

BRAND NEW 1-YEAR GUARANTEED TV PICTURE TUBES

Below listed prices do not include dud. Add additional \$5.00 deposit on tube sizes to 20", on 21" and 24" tubes—\$7.50. Deposit refunded immediately when dud is returned prepaid. Aluminized tubes—\$4.00 extra. Picture tubes shipped only to continental USA and Canada—All tubes F.O.B. Harrison, N. J.

10BP4	7.99	17CP4	16.99	21AMP4	17.99	21KP4	18.39
16CP4	15.99	17TP4	16.39	21AP4	18.79	21VP4	18.39
16RP4	11.99	20CP4	15.89	21AWP4	17.49	21WP4	17.49
17AP4	15.49	20HP4	17.89	21EP4	17.29	21YP4	18.39
17FP4	13.49	21ALP4	18.79	21FP4	18.39	24CP4	21.79

ATTENTION QUANTITY USERS! Big Discounts Are Yours... Call or Write For Our 1000 Tube "Private Label" Special!

Money cheerfully refunded within five (5) days, if not satisfied!

SHIPPING INSTRUCTIONS: TRU-VAC® PAYS YOUR POST-AGE on orders of \$5 or more in USA and Territories. Send approximate postage on Canadian and foreign orders. Any order less than \$5 requires 25¢ handling charge. Send 25¢ on C.O.D.'s.

ANY TUBE NOT LISTED ALSO AVAILABLE AT 35¢ EACH!

1 Month Only!
TRU-VAC 1 YR.
GUARANTEED
RADIO & TV TUBES
GET 2 TUBES FOR
THE PRICE OF 1
—PLUS A PENNY!
35¢ EACH
PER 100 TUBES
• Buy all the tubes you want for 35¢ each and get extra tubes for less
• Buy 100 tubes for 33¢ dollars and get 100 extra tubes for 34¢
Take your pick... types may be mixed!

C Sale

6AC7	6CS7	7N7
6AG5	6G6GT	12AU7
6AU6	6E6	12BF6
6AX4GT	7A7	12CN5
6B6	7C4	12F5
6CG7	7C5	12F8
		12R5

16 INCH Used TV CONSOLES
*RCA, EMERSON, ADMIRAL. Other Famous Makes! All in excellent condition. Worth much more! \$29.95
All sets shipped in double cartons to prevent breakage. Shipped express in continental USA & Canada. F.O.B. Harrison, N.J.
FREE BONUS OF RABBIT EARS ANTENNA (REG. \$7.95)
Sent FREE with each set!

TRU-VAC

Harrison Avenue • Box 107 • Harrison, N. J. HUmboldt 4-9770

NOW!
at a price
you can afford!

MAKE MORE MONEY in TELEVISION RADIO-ELECTRONICS

**BETTER...MORE COMPLETE...LOWER COST...
WITH NATIONAL SCHOOLS SHOP-METHOD
HOME TRAINING!**

BETTER... Training that is proved and tested in Resident School shops and laboratories, by a School that is the **OLDEST** and **LARGEST** of its kind in the world.

MORE COMPLETE... You learn **ALL PHASES** of *Television-Radio-Electronics*.

LOWER COST... Other schools make several courses out of the material in our **ONE MASTER COURSE** . . . and you pay more for less training than you get in *our course* at **ONE LOW TUITION!**



These
two FREE books will
show you how!

You get all information
by mail . . . You make
your own decision . . . at
home! **NO SALESMAN
WILL CALL**

TOP PAY... UNLIMITED OPPORTUNITIES LIFETIME SECURITY CAN BE YOURS!

You are needed in the Television, Radio, and Electronics industry! Trained technicians are in growing demand at excellent pay—in **ALL PHASES**, including Servicing, Manufacturing, Broadcasting and Communications, Automation, Radar, Government Missile Projects.

NATIONAL SCHOOLS SHOP-METHOD HOME TRAINING, with newly added lessons and equipment, trains you in your spare time at home, for these unlimited opportunities, including many technical jobs leading to supervisory positions.

YOU LEARN BY BUILDING EQUIPMENT WITH KITS AND PARTS WE SEND YOU. Your National Schools course includes thorough *Practical* training—**YOU LEARN BY DOING!** We send you complete standard equipment of professional quality for building various experimental and test units. You advance step by step, perform more than 100 experiments, and you build a complete TV set from the ground up, that is yours to keep! A big, new TV picture tube is included at no extra charge.

EARN AS YOU LEARN. We'll show you how to earn extra money right from the start. Many of our students pay for their course—and more—while studying. So can you!

RESIDENT TRAINING AT LOS ANGELES

If you wish to take your training in our Resident School at Los Angeles, the world's TV capital, start **NOW** in our big, modern Shops, Labs and Radio-TV Studios. Here you work with latest Electronic equipment—professionally installed—finest, most complete facilities offered by any school. Expert, friendly instructors. Personal attention. Graduate Employment Service. Help in finding home near school . . . and part time job while you learn. Check box in coupon for full information.

LESSONS AND INSTRUCTION MATERIAL ARE UP-TO-DATE, PRACTICAL, INTERESTING. Every National Schools Shop-Method lesson is made easy to understand by numerous illustrations and diagrams. All instruction material has been developed and tested in our own Resident School Shops, Laboratories and Studios.

SEND FOR INFORMATION TODAY . . . it can mean the difference between **SUCCESS** and failure for you! Send for your **FREE BOOK** "Your Future in Television-Radio-Electronics" and **FREE Sample Lesson**. Do it **TODAY**, while you are thinking about your future. It doesn't cost you anything to investigate!

GET THE BENEFITS OF OUR OVER 50 YEARS EXPERIENCE

Approved for
GI Training



NATIONAL SCHOOLS

Los Angeles 37, Calif.

YOU GET . . .

- 19 Big Kits—**YOURS TO KEEP!**
- Friendly Instruction and Guidance
- Job Placement Service
- Unlimited Consultation
- Diploma—Recognized by Industry
- **EVERYTHING YOU NEED FOR SUCCESS!**

SHOP-METHOD HOME TRAINING COVERS ALL PHASES OF INDUSTRY

1. Television, including Color TV
2. Radio AM & FM
3. Electronics for Guided Missiles
4. Sound Recording and Hi-Fidelity
5. FCC License
6. Automation and Computers
7. Radar & Micro-Waves
8. Broadcasting and Communications

NATIONAL TECHNICAL SCHOOLS

WORLD-WIDE TRAINING SINCE 1905

MAIL NOW TO
NATIONAL TECHNICAL SCHOOLS, Dept. R2G-90
4000 S. FIGUEROA ST. LOS ANGELES 37, CALIF.
Rush free TV-Radio "Opportunity" Book and sample lesson. No salesman will call.

NAME _____ AGE _____

ADDRESS _____

CITY _____ ZONE _____ STATE _____

Check if interested **ONLY** in Resident School training at Los Angeles.

VETERANS: Give date of Discharge _____



Bookshelf

(Continued from page 20)

for observing, testing, exploring, and measuring. Seven chapters and over 200 illustrations help the reader to understand direct, isolation, high-voltage, low-capacitance, rectifying, demodulator, signal-tracing, and signal-injecting probes.



"MOST - OFTEN - NEEDED 1960 TELEVISION SERVICING INFORMATION," compiled by M. N. Beitman. Published by Supreme Publications, 1760 Balsam Road, Highland Park, Ill. Soft cover. 192 pages. \$3.00.

As an aid to the repair of your 1960 TV set, Supreme has published its yearly manual containing diagrams, alignment data, parts lists, voltage data, etc., for fifteen manufacturers' models. Step-by-step servicing procedure is accompanied by pictorials, schematics, and printed-circuit diagrams for both TV chassis and remote-control tuners. If you have an earlier-model TV set or a radio that appeared in one of

Supreme's previous "Most-Often-Needed Servicing" manuals, you'll find it listed by manufacturer and model in "THE 1960 MASTER INDEX TO SUPREME PUBLICATIONS," now available for 25 cents. For example, if you have an old Midwest Radio, Model 16-34, the Index will tell you that the circuit and alignment data appears on page 105 of Supreme's Radio Manual 1926-1938, Vol. 1, and that the volume sells for \$2.50.




"UNDERSTANDING MICROWAVES," Abridged Reprint, by Victor J. Young. Published by John F. Rider Publisher, Inc., 116 West 14th St., New York, N. Y. Soft cover. 304 pages. \$3.50.

The fundamentals of microwaves—their generation, transmission, and application—are covered thoroughly in this book. Opening with an explanation of electromagnetic and electrostatic fields, it deals with radiation, reflection, Poynting's vector, and Maxwell's equations. Waveguides, coaxial lines, and resonant cavities are discussed in connection with the magnetron, the dynatron,

2-WAY CITIZENS RADIO TELEPHONE

(27 MC. CLASS D)



PRICE *
\$134.50
*Slightly higher
on West Coast*

No exam for FCC license . . . !

- for
- BOATING
 - HOME
 - FARMING
 - CAMPING
- MOBILE
 - BUSINESS
 - SPORTS
 - INDUSTRY

5 CRYSTAL CONTROLLED CHANNELS
SQUELCH CIRCUIT • NOISE LIMITER
5 WATTS OF POWER • 7 TUBES IN RECEIVER

Two Models: MODEL CD-5/6 6 VOLT DC AND 110 VOLT AC
MODEL CD-5/12 12 VOLT DC AND 110 VOLT AC

See your dealer, now!

Citi-fone®

by
MULTI-ELMAC

*Price includes: MICROPHONE, 1 SET OF CRYSTALS,
1 AC CORD, 1 DC CORD WITH CIGAR LIGHTER PLUG

MULTI-PRODUCTS COMPANY
21470 COOLIDGE HWY. OAK PARK, MICHIGAN

For serious-minded men desiring higher income and status-

CREI has developed a program of home study that is comparable in technological content to advanced residence courses in electronics. The program was developed hand-in-hand with leading companies and Government agencies contributing to the Nation's efforts in electronics, communications, missiles, and space exploration.

This CREI program in Electronics Engineering Technology may be completed in 2 to 4 years, depending on how much of your spare time you can devote to study. The courses are presented in easy-to-understand form. Our instructors will give you personal attention and assist you when you need help.

To qualify CREI graduates for advancement to key technical positions, CREI offers a complete program in electronics, including —

**Automation • Instrumentation • Industrial Electronics
Aeronautical Electronics • Guided Missiles • Radar
Servo-mechanisms • Computers • Astronautics • Tele-
metering • Communications • Electronics Manufacturing
• Field Engineering**

A COLLEGE-LEVEL EXTENSION PROGRAM IN ELECTRONICS

There is a drastic need in the electronics industry for well-educated engineers and technical personnel. Although the great majority of students find ample opportunity for advancement with their present companies, CREI maintains a Placement Bureau to assist graduates and advanced students in finding more desirable positions. For many years, the demand for CREI graduates and advanced students has far exceeded the supply.

A few of the private companies and government agencies whose officials approve CREI for their own personnel:

U. S. Navy (5,240 enrolled in extension program)

Army, Air Force, Marine Corps, Coast Guard

Columbia Broadcasting System
National Broadcasting Company

Federal Electric Corporation

Florida Power & Light
Pan American Airways

United Airlines

The Martin Company

All America Cable & Radio

Voice of America
... and many others

QUALIFICATIONS FOR CREI. You qualify if you have a high school diploma or equivalent, and if you have had basic electronic training and practical experience in electronics. Available to Veterans.

CREI's Extension Division offers you a college-level home study program in electronics comparable in technological content to advanced residence courses.

Mail this coupon . . . today!

CAPITOL RADIO ENGINEERING INSTITUTE

ECPD Accredited Technical Institute Curricula • Founded 1927

Dept. 1109-G, 3224 16th St., N.W., Washington 10, D.C.

Please send me your course outline and FREE 44-Page Book "Insurance for Your Future in the New World of Electronics" . . . describing opportunities and CREI home study courses in Advanced Electronic Engineering Technology.

Check field of greatest interest

- Radar, Servo and Computer Engineering Technology
- Electronic Engineering Technology
- Communications Engineering Technology
- Television Engineering Technology
- Aeronautical Electronic Engineering Technology
- Automation and Industrial Electronics Engineering Technology

Name _____ Age _____

Street _____

City _____ Zone _____ State _____

Check: Home Study Residence School Korean Veteran



To obtain fast, immediate service and to avoid delay, it is necessary that the following information be filled in:

Employed by _____

Type of Present Work _____

Education: _____

Years of High School _____

Other _____


Electronics Experience _____

Poly-Comm II
THE POWERHOUSE
Citizens Band Transceiver
DESIGNED FOR INDUSTRIAL USE



"An armored tank with tubes and crystals," is how a leading electronics magazine described the Poly-Comm II, known as the "Workhorse of Industry." Poly-Comm II, is most rugged and reliable citizens band transceiver made. Designed for continuous duty and featuring a super-sensitive dual conversion superhet receiver . . . optimum selectivity through dual conversion with 16 tuned circuits and three 455 Kc IF stages (If you hear him he's on your channel) . . . completely weather and rust proofed . . . teflon wiring . . . solid steel cabinet and chassis for rugged use under any conditions.

Additional Features: 3 watts power output. Super-sensitive squelch circuit. Delayed automatic volume control. 100% modulation capability. Push to talk without relays. Floating series gate-type noise limiter. Comes with universal mounting bracket and professional microphone. **\$179.50** user net Complete



or crystal controlled receiver.

The Poly-Comm 6-2 operates on 6 and 2 meters, V.F.O. or crystal control and triple conversion superhet. receiver with squelch and ANL, S-meter and instant band switching.

\$299.50
 amateur net
 Complete

At your electronic parts dealer
 or write for complete specifications to:



The Poly-Daptor is a remote control variable tuner and S-meter covering 26.965 Mc (channel 1) to 27.225 Mc (channel 22). Retains use of 4 transmit channels with instant switching of crystal control or variable tuner. The S-meter operates at all times with either variable

\$29.50 user net Complete

PRescott 3-1334
 Clifton, N. J.

POLYTRONICS
LAB inc.

Bookshelf


(Continued from page 22)

and the klystron. Microwave antennas are also covered. Recommended as an introduction to the field of microwaves.



"SERVICING TV VIDEO SYSTEMS" by Jesse E. Dines. Published by Howard W. Sams & Co., Inc., 2201 E. 46th St., Indianapolis, Ind. Soft cover. 222 pages. \$3.95.

One of the mysteries that confront the average experimenter concerns the fine details of how video circuits operate. This book leads the reader from the television tuner output signal through the video circuits to the electron impact on the screen of the cathode-ray tube. Numerous circuit diagrams, waveforms, block and pictorial diagrams, and photos are used throughout the text to great advantage. The book contains operating data not found in many TV instruction manuals.



Free Literature


■ Citizens Banders will be interested in an eight-page catalog, No. AN-61, now available from the GC Electronics Co., 400 S. Wyman St., Rockford, Ill. The booklet describes the company's comprehensive line of Citizens Band equipment—specially designed antennas for fixed station and mobile applications; various antenna-mounting devices for mobile installations; wall, chimney, and tower mounts; adapters, capacitors and suppressors.

■ A new 28-page catalog describing the complete line of Stancor coils can be obtained from the Chicago Standard Transformer Corporation, 3501 W. Addison St., Chicago 18, Ill. Detailed electrical and physical specifications are given for more than 600 units, as well as complete application information. Some 79 schematics are included, covering every coil type in general use.

-30-

Another exciting development by University

New Medallion XII Enclosure Kit Features Five Decor-Matching 'Snap-On' Grille Styles



THE MEDALLION XII: Here's everything you've ever wanted in an enclosure kit. A complete choice of styling. Compact dimensions for stereo... (the Medallion is only 24" x 17" x 12 1/2" deep). And versatility of placement as a highboy or lowboy, on the floor, on its matching base... or even as a built-in. Net prices: Enclosure kit—\$49.95. (Prices on grille and base kits to be announced.)

WORLD'S WIDEST CHOICE OF SPEAKERS AVAILABLE FOR PLANNING YOUR SYSTEM

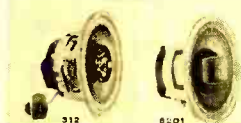
University's new award-winning Series 200 wide-range speakers offer today's most advanced design features that produce the finest high fidelity performance from a wide variety of compact enclosures. The Medallion is a perfect example. All Series 200 woofer cones have two highly compliant cloth suspensions—inner and outer—that achieve lowest bass reproduction with complete clarity and accuracy.

Their one-piece die-cast baskets provide life-long rigidity and reliability for the entire speaker structure. And for maximum ease of installation, each Series 200 speaker mounts from the front or the rear of the baffleboard.

Advantages of Radiation Resistance Loading Now Yours in Kit Form

Radiation Resistance Loading has become widely recognized as a significant advance in the art of compact speaker enclosure design over the older, fully-sealed high compliance systems. With RRL, you realize greater efficiency and cleaner response from any woofer.

This results from the precisely matched acoustic coupler which enables the woofer to develop ample output with only a small portion of its excursion potential. There is fully 75% less bass distortion at higher output levels... and perfect reproduction from amplifiers with as little as 10 clean watts.




NEW MODEL 312 12" 3-Way Diffaxial with Diffusicone mid-range and Sphericon Super Tweeter. Response: 28-40,000 cps. \$73.00 net.

NEW MODEL 6201 12" Coaxial. Improved version of the most popular speaker ever made. Response: 28-18,500 cps. \$57.75 net.

University's Unique "Select-a-Style" Concept Opens Up Many New Possibilities for Kits

Now, for the first time ever in high fidelity cabinetry, you have a complete choice of styles in kit form... Contemporary, Colonial, Swedish Modern, French Provincial and Italian Provincial. This is the important difference of Medallion cabinetry... "Select-a-Style" snap-on grilles that let you match your decor exactly.



Each grille is authentic in period and crafted with meticulous care. Choose the style you prefer, assemble it, finish it and snap it on. It's that easy! What if you ever change your decor? Just change the grille. It's that economical! Doubly economical when you consider its modest price.

Putting it Together Was a Snap! Sounds Great, Too!

That's what you'll say after assembling your Medallion enclosure. Every piece is machined to the closest tolerances... pre-cut and pre-drilled for quick and precise assembly. Smooth-grained birch veneers assure you a professional furniture finish.




Tools you need for assembly? Just enthusiasm and a screwdriver... everything else is included... screws, glue, sandpaper, grille fabric and complete, easy-to-follow instructions. In just a few pleasure-packed hours, you'll be enjoying the superb performance that only the Medallion XII can give you.

Versatile Baffleboard Takes 12" Woofer, Wide Variety of Mid & High Range Speakers

For building multi-speaker systems, University offers a complete line of woofers, both high compliance and high efficiency. They feature the built-in flexibility and advantages of adjustable response, dual impedance and the patented dual voice coil for single-woofer stereo use.

There are also many mid-range speakers and wide-angle horn loaded tweeters to complete any 2-way or 3-way system... plus the sensational new Sphericon, described below.



MODEL C-12SW 12" Dual Voice Coil Woofer. High end response adjustable to 700, 2500, 5000 cps. Overall response, 40-6000 cps. \$39.50 net.

MODEL T202 SPHERICON Super Tweeter. Major breakthrough in high frequency engineering. Response: 3000-40,000 cps (±2db to 22,000 cps). \$24.95 net.


Full Medallion Story Covered In New University Catalog

It's just off the press with complete descriptions of all the new and exciting University speakers and speaker systems. See your dealer, or write Desk A-9 University Loudspeakers, Inc., White Plains, N. Y.



A Division of Ling-Altre Electronics, Inc.

SELECTIVITY: $\pm 5\text{Kc}$ at points
6db down!



\$189⁵⁰
each, list

Just one of the many reasons why Vocaline's new Commaire ED-27M is the world's finest* multi-channel citizens band radio!

Only Vocaline, specialist in unique circuitry for defense projects, could produce a remarkable performer like the ED-27M Commaire multi-channel Class D citizens band radio. This brilliantly-engineered unit assures the same uniform output, sensitivity and selectivity over the entire 22 citizens band channels. Selectivity is $\pm 5\text{ kc}$ at point 6 db down, sensitivity: 0.3 mv. Audio output is 4.5 watts. Incorporates Vocaline's exclusive "Silent-Aire" squelch with special noise suppression circuit to assure complete silence in stand-by. The receiver is a double conversion superheterodyne with single crystal. For mobile operation, a transistorized power supply affords dependable, economical operation. Supplied with crystal for one channel (additional crystals can be supplied installed at \$5.00 each), push-to-talk microphone, hanger and universal mount. 2 models: 115 VAC-12 VDC and 115 VAC-6 VDC. ***4 CHANNELS**

The Commaire ED-27 Single-Channel Citizens Band Radio . . . in a class by itself!

The single-channel version of the Commaire—proven to be the finest radio in the Class D field. Incorporates the same patented features as the ED-27M. Unequaled for range, signal-to-noise ratio, audio fidelity and dependability. \$179.50 each list.



V-26

VOCALINE

COMPANY OF AMERICA
166 Coulter Street
Old Saybrook, Conn.

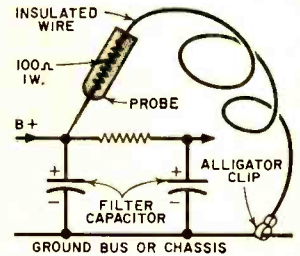
Send complete literature to:

Name _____
Address _____
City _____ Zone _____ State _____

Tips and Techniques

CAPACITOR DISCHARGE PROBE

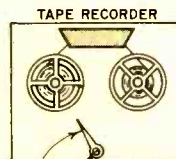
Before beginning work on a.c.-powered equipment that has just been turned off, protect yourself from filter capacitor shocks by discharging the capacitors. You can make a discharge probe from a two-foot length of flexible, insulated wire; an alligator clip; a 100-ohm, 1-watt resistor; and a test probe. Attach the alligator clip to one end of the wire, and solder one



end of the wire, and solder one lead of the resistor to the other end of the wire. Then connect the remaining resistor lead to the probe tip. When you have turned off the equipment, fasten the alligator clip to the unit's chassis or ground bus. Then discharge all filter capacitors by touching the probe to their positive terminals for a few seconds—*Clifford Marshall, Edmonton, Canada.*

TAPE RECORDING AIDS

Do you ever have trouble remembering which way you were recording on your dual-track tape recorder after you've turned the recorder off? Try mounting an alarm clock minute hand or other wire



pointer loosely under a mounting screw on the tape deck as shown. Point the hand toward the take-up reel when you start recording, and point the pointer to the other reel when you start to tape the other way. You'll have no trouble recognizing the take-up reel even if you're in the middle of a reel of tape.—*Art Collins, Buffalo, N. Y.*

EXPERIMENTERS' SCHEMATICS

Experimenters, hams, and hobbyists who build their own equipment should keep a schematic of each project handy—it makes



CLASSICS THAT MADE THE HIT PARADE

DETAILS OF THE PROGRAM

"Classics that Made the Hit Parade" includes these popular symphonic themes:

Borodin	Polovtsian Dances from Prince Igor (Stranger in Paradise)
Tchaikovsky	Symphony No. 5 in E (Moon Love)
Waldteufel	Espana Waltz (Hot Diggity)
Chopin	Polonaise No. 6, in Ab Major (Till the End of Time)
Tchaikovsky	Symphony No. 6 in B (The Story of a Starry Night)
Rachmaninoff	Piano Concerto No. 2 in C Minor (Full Moon and Empty Arms)
Chopin	Fantasia Impromptu in C# Minor (I'm Always Chasing Rainbows)
Tchaikovsky	Romeo and Juliet Overture (Our Love)

DETAILS OF THE OFFER

This exciting recording is available in a special bonus package at all Audiotape dealers. The package contains one 7-inch reel of Audiotape (on 1½-mil acetate base) and the valuable "Classics that Made the Hit Parade" program (professionally recorded on Audiotape). For both items, you pay only the price of two reels of Audiotape, plus \$1. And you have your choice of the half-hour two-track stereo program or the 55-minute monoaural or four-track stereo versions.

See your Audiotape dealer now.

— a new bonus reel from Audiotape

Some of our greatest popular songs—hits like "Full Moon and Empty Arms," "Till the End of Time," "Stranger in Paradise"—took their melodies from the classics. Eight of these lovely themes—in their original classical setting—are the basis for "Classics that Made the Hit Parade," a program with strength, variety, and, of course, rich melodic beauty.


This unusual program, professionally recorded in sparkling full fidelity on Audiotape, is available RIGHT NOW from Audiotape dealers everywhere. (And only from Audiotape dealers.) Ask to hear a portion of the program, if you like. Then, take your choice of a half-hour of two-track stereo, or 55 minutes of four-track stereo or dual-track monoaural sound—all at 7½ ips. Don't pass up this unique opportunity.

"Classics that Made the Hit Parade" makes an ideal addition to Audio's first two bonus reels, "Blood and Thunder Classics" and "High Spirits," still available at Audiotape dealers.



audiotape "It speaks for itself!"

AUDIO DEVICES, INC., 444 Madison Ave., N. Y. 22, N. Y.
In Hollywood: 840 N. Fairfax Ave. • In Chicago: 5428 N. Milwaukee Ave.



new
Master Guide to
TIME-
SAVING
TV SERVICE

A modern manual for fast, "symptomatic trouble analysis" and servicing of TV receivers.



TAKES THE GUESSWORK OUT OF TV REPAIRS!

Covers all causes of practically every trouble you're ever likely to be called on to fix including:

- BRIGHTNESS TROUBLES**
- CONTRAST TROUBLES**
- PICTURE DISTORTION**
- UNSATISFACTORY PICTURE DETAIL**
- LINE OR BARS IN PICTURE**
- SYNCHRONIZATION TROUBLES**
- MISSING PICTURE**
- SIZE AND CENTERING TROUBLES**
- SOUND TROUBLES TELEVISION INTERFERENCE, ETC.**

This isn't a "study" book! From beginning to end, this big manual is designed for daily use at the bench as a complete easily understood guide to practically any job on any TV receiver.

Just turn to the Index. Look up the trouble symptoms exhibited by the TV you're working on. The HANDBOOK OF TV TROUBLES then tells you exactly what and where to check. Outlines time-saving short cuts. Explains puzzling details. Eliminates guesswork and useless testing. More than 150 test pattern, wave form and circuit illustrations help explain things so clearly you can hardly fail to understand.

LOOK! LISTEN!
 Then Follow This Easy Guide!

Almost regardless of set make or model, this remarkable new 302-page Handbook helps you track down TV troubles from the symptoms they produce in the set itself—screen intermittently dark; "blooming"; abnormal contrast in spots; "snow"; poor detail; sync troubles; sound troubles—and all the many others. Then it explains how to make needed adjustments or replacements.

Printed in large type. Has sturdy, varnished covers for "on the job" use. The TV TROUBLE INDEX helps you find what you want in a jiffy. Throughout, it's the ideal guide for beginners and experienced servicemen alike! Try it for 10 days AT OUR RISK. You be the judge!

TRY IT 10 DAYS—See for yourself!

Dept. PE-90, HOLT, RINEHART and WINSTON, Inc.
 Technical Div., 383 Madison Ave.
 New York 17, N. Y.

Send new 302-page HANDBOOK OF TV TROUBLES for 10-day FREE trial. If I decide to keep book, I will then send you \$7.50 in full payment. If not, I will return book postpaid and owe you nothing. **SAVE!** Send \$7.50 with order and Rinehart pays postage. Same 10-day return privilege with money promptly refunded.

Name

Address

City, Zone, State

OUTSIDE U.S.A.—Price \$8.00 cash only. 10-day return privilege with money refunded.


Tips

(Continued from page 26)

trouble-shooting easier when some part fails in service. Draw two copies of the schematic as soon as a project is finished and while all the details are still fresh in your mind. Indicate all the normal operating voltages at tube pins, transistor terminals, and other key points. Then file one copy in your experimenter's notebook, and fasten the other copy to the inside of the unit's cabinet where it will be safe from heat generated by the equipment. If the unit doesn't have a cabinet, glue the schematic to the chassis or, better yet, to the chassis bottom plate.—*Jim Kyle, K5JKX/6, Granada Hills, Calif.*

AUXILIARY RECEPTACLE

Mounting a three-way female receptacle at the rear of your console radio as shown can reduce the number of cords and plugs at the radio's wall socket. This will enable you to power other units such as record players, electric clocks, lamps, etc., placed on or near the radio, yet have only one cord running to the wall plug. Mount the receptacle to the cabinet using wood



screws; connect one end of a length of lamp cord to the receptacle, and attach a male plug to the other end. Be sure not to overload the wall socket or receptacle with appliances draining more than either one can handle.—*Art Trauffer, Council Bluffs, Iowa.*

KEEP TV SET'S TEMPERATURE DOWN

Too much heat is public enemy number one to parts in your TV set. To prolong the life of your set, keep the temperature inside the cabinet from reaching dangerous levels. Avoid placing the set tightly against a flat wall; if possible, place it across a corner

there is
no margin
for error
when striving for
the ultimate
in stereo
sound
re-creation

SHURE

Stereo Dynetic

HI-FI PHONO CARTRIDGES

Tiny though it is, the cartridge can make or break a stereo system. For this breathtakingly precise miniaturized electric generator (that's really what it is) carries the full burden of translating the miles-long undulating stereo record groove into usable

electrical impulses... without adding or subtracting a whit from what the recording engineer created. Knowing this keeps Shure quality standards inflexible. Shure Brothers, Inc., 222 Hartrey Avenue, Evanston, Illinois.

CARTRIDGES

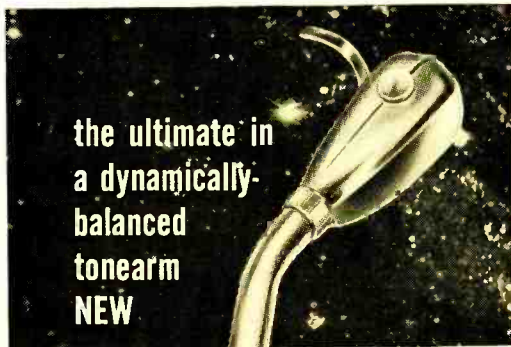
- Standard M8D.** A superb blend of quality and economy... \$16.50
- Custom M7D.** Widely acclaimed; moderately priced... \$24.00
- Professional M3D.** Overwhelming choice of the critics... \$45.00
- Laboratory Standard Model M3LS.** Individually calibrated, limited quantity... \$75.00



TONE ARMS

- Studio Dynetic.** Integrated arm and cartridge. Cannot scratch records... \$89.50
- Professional Independent Tene Arm.** For any quality cartridge... stereo or mono... \$29.95





the ultimate in
a dynamically-
balanced
tonearm
NEW

REK · O · KUT

Micropoise™
STEREO TONEARM

Model S-220
12" arm
\$29.95 net

Model S-260 16" arm
34.95 net

Extra Stereo Shell—
Model PS-20L
5.95



MICROPOISE DYNAMIC BALANCE CONTROL—By dialing the Control, arm is dynamically balanced and set for accurate stylus pressure.

PERMANENTLY ATTACHED PLUG-IN CABLE—fully shielded, anchored to the arm—includes two color-coded plug-in leads, shields and ground. No soldering! No hum problem!

FAST SINGLE-HOLE MOUNTING: Arm base mounts through single hole by tightening of single locknut.

Exclusive precision low friction Silicone damped horizontal bearing—eliminates horizontal oscillation—plus many other advanced features... from Rek-O-Kut... world's leading producer of high fidelity tonearms.

Revolutionary automatic control accommodating the S-220 will soon be announced!



Rek-O-Kut Company, Inc., Dept. PE-9
38-19 108th St., Corona 68, N. Y.

Please send me free brochure:

Name _____
Address _____
City _____ Zone _____ State _____

Export: Morhan Exporting Corp. 458 Broadway, N. Y. 13.
Canada: Atlas Radio, 50 Wingoid Ave., Toronto 19.

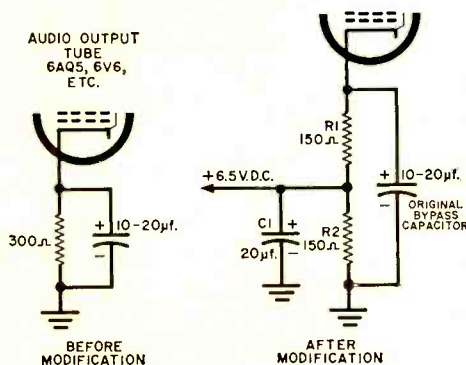
Tips

(Continued from page 28)

or at a distance of at least 12" from the wall. In very warm locations, use a small blower fan to ventilate the cabinet.—*John A. Comstock, Wellsboro, Pa.*

POWERING TRANSISTORS


You can easily add a transistorized section to a vacuum-tube amplifier or radio by taking the necessary voltages from the audio output tube's cathode. Modify your set as shown in the schematic and you'll have about 6.3 volts with a negative ground suitable for *n-p-n* transistors. Resistors *R1*



and *R2* serve as a voltage divider, and capacitor *C1* insures that no audio variations will appear in the output voltage. Any cathode-biased output tube can be used, but the output voltage will of course depend on the tube's bias and the ratio between *R1* and *R2*.—*James Romelfanger, Baraboo, Wis.*

TUBE TESTING HINT

Tubes that register "good" on a tube tester often fail to operate in such critical circuits as oscillators and r.f. stages. To weed out these marginally good tubes, simply lower the filament or heater voltage about 10% during testing; set the tube tester's voltage selector to the next lower position, which is usually 10 to 15% lower. If the tube registers "good" with normal voltage but drops into the questionable or "bad" ranges with below-normal voltage, it's nearing the end of its life. This means that it probably won't operate in critical circuits, but it may still provide many hours of useful operation in less critical installations.—*Jim Kyle, K5JKX/6, Granada Hills, Calif.*



FOAM CONE: Engineering Breakthrough for Better Bass

The "foam cone", just recently introduced in super-quality Electro-Voice low-frequency woofers, represents a major breakthrough in loud-speaker design — and a marked improvement in the delivery of clear, transparent, undistorted bass.

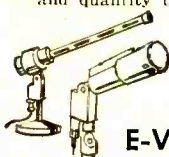
Rigidity of the cone is essential for smooth response. Until the advent of foam, larger woofers were forced into some sort of compromise between acceptable weight and high rigidity. Conventional "paper" cones in smaller diameters can be thickened to the point of inflexibility without undue weight increase, but this is not true of cones with larger diameters — and it is in these larger cones that the resultant "muddy" sound is the most pronounced. Conventional material, in the thickness required for absolute rigidity, would be beyond the weight limitation which is fixed by magnet size and available amplifier power (without expensive re-design of both components).

Exhaustive research turned up "foam". Its correct name is polystyrene (a very hard plastic) — and the word "foam" is related to the form of the material in its final state. Air is entrained in it by agitation while it is liquid. When it cools in the mold, it retains the "foam" structure (internally) — along with its exceptional hardness and stiffness. Thus a thickness — and a stiffness — many times that of "paper" is possible with no increase in weight.

Furthermore, the ratio of stiffness to weight and thickness is completely predictable and calculable. The engineer can specify the proper thickness for the required rigidity. Weight will stay well within limits — and the molding of the cones can be controlled to sub-microscopic accuracy.

The result is a true inflexible cone — which operates as a piston. There is no distortion of shape and none

in the resultant sound. It all came about because Electro-Voice is dedicated to achieving perfection demanded by the Audiophile — and has the engineering talent in quality and quantity to solve the problem.



"Accidental" Tests Prove Superiority of E-V Microphones

Electro-Voice conducts many microphone tests to determine durability. Occasionally, though, we hear of a field experience more effective than anything performed in our laboratories. Take, for instance, the time a local engineer, preparing for a game at a high school stadium, accidentally dropped a microphone down a flight of concrete steps. The case was damaged, but lack of time forced him to hook up the one he dropped. His worry about failure proved unnecessary because the microphone performed without the slightest loss in quality.

Such unusual and unexpected circumstances come to our attention because we are asked to ascertain the condition of microphones after mishaps. We were not surprised at the durability exhibited because of our own unique method of testing every E-V microphone model. We drop it, we roast it, freeze it, drench it with salt water, explode guns near it, test for pressure at high altitudes, and subject it to abrasive wear and tear.

Now, we don't suggest you abuse your E-V microphones as we do when testing. But, should an accident occur, it's nice to know the chances of anything affecting performance are limited.

The cited example is only one of the many requests received to check over field equipment and provide consultation in the field when desired. Lou Burroughs, one of the founders of E-V, and Vice President of Broadcast Engineering, has retained intensive contact with TV and Broadcast Engineers. His on-the-scene consultation has enabled him to help in the solution of many ticklish problems and has kept him

abreast of situations which require special microphones.

The 30W — A Woofer for the Wildest Audiophile

The creation of a large, low-frequency speaker is not unique to Electro-Voice, nor is the 30W the largest speaker ever built. E-V, however, did recognize the inherent advantages a woofer could have over a smaller speaker. Such a woofer, because of its ability to reproduce efficiently the lowest bass frequencies without distortion — would offer the ultimate clarity desired by high-fidelity perfectionists.

Electro-Voice, committed for many years to ultra-rigidity in speaker construction, produces a complete line of speakers having rigid, one-piece, die-cast frames. There is no exception to this.

It was inconceivable that an exception could be made with a giant woofer just because of its size. Actually its great size demands extra rigid construction to insure smooth response. Regardless of the extensive and expensive tooling required in shaping the die, core, and die frame, the 30W is now here. It is the world's largest and finest woofer, complete with an absolutely rigid die-cast frame and super bass voice. The die press required to produce the frame is one of the largest in the industrial state of Michigan.

Equal care and design went into all phases of the 30W development. It includes a super-heavyweight (9¼ lbs.) ceramic magnet to increase efficiency and minimize distortion. The new, super-stiff cone of polystyrene foam was originally designed for the 30W. It has almost three times the cone area of an 18-inch woofer and moves an amazing column of air without extra demand on the amplifier. The true-piston performance made possible by the die-cast frame and foam cone enables this speaker to perform beyond the demands of the most confirmed audiophile — absolutely distortion-free to below 25 cps.

Did You Know?

A phonograph needle (stylus) travels and tracks between 500 and 600 yards every time one side of an LP record is played and heat at the tip approaches 1000° F. This high temperature is the basic cause of needle wear. The diamond, with its resistance to heat and abrasive wear and its unequaled hardness, is the ideal stylus to keep record wear at a minimum. It lasts 20 times longer than a sapphire, too. Ask for Electro-Voice Power Point Needles and prolong your record life.

Electro-Voice®
ELECTRO-VOICE, INC.
Dept. 90P, Buchanan, Michigan

NEW products

CEILING SPEAKER

A new "Thin-Line" speaker only 2 1/4" deep has been announced by *Lafayette Radio*, 165-08 Liberty Ave., Jamaica 33, N. Y. De-



signed to mount in any ceiling, wall, or other baffle, the SK-175 features an unusual construction that places its 12-oz. magnet in front of the cone rather than behind as in conventional speakers. The voice coil


is 1" in diameter; frequency response is from 90 to 9000 cps; impedance, 8 ohms. Outside diameter is 9 1/2", including the integrated metal baffle; a 6 5/8" wall cutout is required. Price, \$5.95.

DYNAMIC CARDIOID MICROPHONE

The new Knight Model KN-4550 dynamic cardioid microphone can be used for all recording and public address applications. Employing a directional, heart-shaped sound pickup pattern to obtain an extremely high front-to-back ratio, the KN-4550 reduces the effects of audience noise and other sounds originating at the back or sides. The microphone is supplied with on-off switch, 18' mike cable, and screw-type connector. Frequency response is 60 to 13,000 cps; output level is -57 db. Output impedance can be



How to get high-pay career in ELECTRONICS...MISSILES...TV:



You, too, may qualify for top-level, top-pay job as technical specialist after short training . . . get these facts now:

Why go through life with low-pay jobs, when you can demand high-pay as an electronic technician—after only a few months training at home or at our centrally located resident school. Central Tech offers you complete career courses for advanced positions in electronics. Our nationally-recognized, ECPD-accredited training program can graduate you with Associate in Science degree as an Electronic Engineering Technician. Graduates qualify to start own profitable business, or may enter the many fields of television, aircraft, rockets and missiles, communications, etc. Free placement service. Your future is up to YOU! Mail coupon for FREE book of facts!

YOUR CHOICE OF 3 PROVEN PLANS

(Check the one of greatest interest)

- 1. HOME STUDY COURSE (with 10 kits of equipment) — Qualifies you for FCC license exam, and a variety of electronics jobs (or transfer into advanced course). Accredited by National Home Study Council.
- 2. HOME STUDY-RESIDENT COURSE (with 14 kits of equipment)—Home study, followed by short period of resident training. Qualifies you for diploma, FCC license, and a wide variety of Electronics-TV-Radio positions. An ECPD-accredited technical institute curriculum.
- 3. FULL RESIDENT COURSE—Qualifies you for Associate in Science (A.S.) degree and top-pay employment opportunities as Electronics Engineering Technician. Part-time employment opportunities available for students while training. An ECPD-accredited technical institute curriculum.

Don't wait! Fill in and MAIL TODAY!

CENTRAL TECHNICAL INSTITUTE

Dept. A-90 1644 Wyandotte St., Kansas City 8, Mo.
Send me FREE facts on your home and resident courses in electronics, and details of FREE NATION WIDE PLACEMENT SERVICE.

Name _____

Address _____

City _____ Zone _____ State _____

Age _____ County _____

Learn RADIO, TELEVISION AND ELECTRONICS

by Practicing at Home in Your Spare Time

At No Extra Cost you get specially developed Electronic Training Kits for practical experience. Shop and laboratory practice at home make learning easier, interesting, faster. You do not need a high school diploma or previous experience.

Increasing Demand for Trained Men

This is the Electronics age. Men with Electronic know-how are in demand. They enjoy high pay and growing opportunities for advancement. Satellites, Radar, Automation in Industry, Missiles, Rockets, Planes, Stereo, TV, Radio, Two Way Communications for transportation are a few of the fantastic developments in the fast growing Electronics industry. If you are not completely satisfied with your work; if you are doubtful about your future, investigate Electronics.



High Pay, Prestige, Bright Future



What branch of Electronics interests you? Thousands of successful NRI graduates prove that NRI's learn-by-practice method is the way to success. You start in your chosen career 'way ahead of the man who only learns from books. You do not need to give up your job. You do not need to go away to school. You learn at home, get practical knowledge from training kits NRI provides.

Train With the Leader

NRI is the world's oldest and largest home study Electronics school. You benefit from the experience NRI has gained from training men for 45 years. NRI offers you proven courses of home study in Electronics; Principles, Practices and Maintenance—Radio Television Communications—Radio Television Servicing.

Start Soon, Earn More

Soon after enrolling NRI shows you how to apply your knowledge to earn extra money doing Electronic repairs or servicing Radio and Television sets for friends and neighbors. Take the first step toward success now. Find out what NRI offers you. Mail the postage-free card. No obligation. Cost of NRI training is low. Monthly payment plan available. NATIONAL RADIO INSTITUTE, Washington 16, D.C.



NRI Has Trained Thousands for Success



"I get over twice the salary I made before enrolling. NRI training gave me a thorough understanding." H. ATKINSON, Austin, Tex.

"Now in charge of sound effects for CBC. NRI opened doors to greater opportunity for me." F. TUDOR, Toronto, Ontario.

"Averaged \$150 a month spare time before I graduated. Now have my own full time business." F. W. COX, Hollywood, Cal.

NEW COURSE IN ELECTRONICS TURN PAGE

Cut Out and Mail—No Stamp Needed

64-PAGE CATALOG FREE

No Salesman will call. (Please PRINT) Dept. 0JD-4


Name _____ Age _____

Address _____

City _____ Zone _____ State _____

O. BEST & LARGEST HOME STUDY RADIO-TV SCHOOL
National Radio Institute
WASHINGTON 16, D. C.

ACCREDITED MEMBER NATIONAL HOME STUDY COUNCIL





JOB COUNSELORS ADVISE LEARN ELECTRONICS



NEW Home Study Course in **ELECTRONICS** Principles-Practices-Maintenance **NOW READY**

This is the Electronic Age. Electronic equipment is already being used to count and control flow of liquids, solids, gases. Electronics is employed to search for oil, make surveys, control traffic, machine complex parts and in atomic installations. Military uses of Electronics are great and expanding rapidly. In business, Automation with Electronics plays an important part, prepares payrolls, calculates engineering formulas.

SPECIAL TRAINING KITS NO EXTRA COST

Learn More to Earn More

Now, to meet the growing demand for trained Electronic Technicians NRI has developed a comprehensive, complete course in Electronics Principles, Practices, Maintenance. This training stresses fundamentals. It is a course specially prepared for beginners and for Technicians. You get both theory and practical experience in an interesting, exciting way.

Ten Special Training Kits Give Practical Experience

You get practical experience with Thyatron Tube circuits, Multivibrators, build a D'Arsonval type Vacuum Tube Voltmeter (Kit 2); work and experiment with pentode tubes, selenium resistors, oscillators, transistors, magnetic amplifiers; and get practical experience in telemetry circuits as used in earth satellites, digital and analog computers (Kit 9).

NRI Oldest, Largest School

Wishing for success won't bring success. You must act. Get FREE 64-page Catalog from America's oldest and largest home study Electronic-Radio-Television school. It gives facts, opportunities in Industrial and Military Electronics careers, also shows what you learn, tells about NRI's other courses in Radio Television Servicing and Radio Television Communications. Monthly payments plan. Mail Postage Free Card for 64-page Catalog. NATIONAL RADIO INSTITUTE, Washington 16, D.C.

SEE OTHER SIDE

FIRST CLASS

Permit No. 20-R
(Sec. 34.9, P. L. & R.)
Washington, D.C.

BUSINESS REPLY CARD

No Postage Stamp Necessary if Mailed in the United States

POSTAGE WILL BE PAID BY

National Radio Institute

3939 Wisconsin Avenue

Washington 16, D.C.



POSTAGE FREE CARD
MAIL NOW

CITIZENS BAND GUIDE & DIRECTORY

by Popular Electronics and Electronics
World Magazines in cooperation with
these leading manufacturers:

Biggs Associates, Inc.	Lafayette Radio
Cadre Industries	Mark Mobile
E. F. Johnson	Multi Products
EICO	Pearce-Simpson, Inc.
Globe Electronics	Polytronics Labs
Heath Co.	Radio Shack Corp.
International Crystal Mfg. Co.	Vocaline Corp. of America

CLASS D TWO-WAY RADIO SERVICE

FREE!

**NEW 32-PAGE BOOKLET TELLS
HOW YOU CAN GET STARTED
WITH YOUR OWN CITIZENS
BAND TWO-WAY RADIO WITH-
OUT ANY EXAMINATION!**

Here's your chance to get on the Citizens Band Wagon! Thousands of Americans all over the country have discovered the advantages and economy of owning their own two-way radio sets. No FCC examination is required to own and operate Citizens Band Radio. Be sure to send for your FREE copy of this 32-page Guide to Citizens Band, prepared by Popular Electronics and Electronics World Magazines.

This booklet contains valuable information on...

- The newest in Citizens Band equipment, including actual photographs, prices, specifications.
- How to use Citizens Band: effective ranges, types of antennae, effect of terrain, special applications for you.
- How to get a Citizens Band license *without* an examination.
- Where you can see the newest equipment demonstrated (complete directory of 1200 local dealers included).
- PLUS background of Citizens Band radio, latest FCC regulations, and much more!

**ALL YOU HAVE TO DO TO GET
THIS FREE BOOKLET IS TO FILL IN
AND MAIL THIS COUPON.**

ACT NOW!

Supplies are limited.

Order your free booklet today!

Popular Electronics & Electronics World
Box 206—Village Station
New York 14, N. Y.

E90

Send me my FREE copy of CITIZENS BAND
GUIDE & DIRECTORY

Name _____
(please print)

Street _____

City _____ State _____

*Our first consumer products
had to be

**THE FINEST
OF THEIR TYPE**

THE
Cadre
**Citizens Band
TRANSIFONE
PORTABLES**

100% TRANSISTORIZED
100% RELIABLE
100% CONVENIENT



THE **Cadre**
TRANSIFONE-500
5-WATT TRANSCEIVER

A truly professional, unbelievably compact transceiver for commercial and private use. 12-transistor CADRE circuit requires minimum power absorption... provides maximum transmitter efficiency (virtually no signal-wasting radiations)... and noise-free reception on all 22 channels!

Transmitter: Range: 10 miles (20 on water). • 5 crystal-controlled channels (simply change crystals to operate on any of the 22 channels).

Single-Conversion Superhet Receiver: 5 crystal-controlled channels free of adjacent-channel interference. • Receives all 22 channels. • High quality speaker—easily intelligible above noise of car or boat. • Squelch and ANL. **2 Power Supplies:** Standard 12 V DC; and 115 V AC. **Dimensions:** 11"x5"x3". **Weight:** only 6 lbs. • Completely waterproof. **Guaranteed for One Year.**

Complete with dynamic microphone, cables, mounting brackets and hardware for car or boat installation

THE **Cadre**
TRANSIFONE-100
100-MW TRANSCEIVER

Completely transistorized, shirt pocket-sized... with self-contained battery! Transmits and receives on any one channel. Built-in microphone/speaker. Additional shoulder-strap antenna for use as pocket paging system. Telescoping antenna for long distance. Compact: 6"x2½"x1¼" deep. Featherweight: 16 ounces. **Guaranteed for One Full Year.**

Complete with battery and antennas

For complete information, write:

Cadre INDUSTRIES CORPORATION

*Manufacturers of computer sub-assemblies and laboratory equipment
Endicott, New York


products

(Continued from page 32)

adjusted at the connector for either 150 ohms or hi-Z. Price, \$39.95. (Allied Radio Corp., 100 N. Western Ave., Chicago 80, Ill.)

CITIZENS BAND TRANSCEIVER

The Model TR-800 "Radio-Phone," a five-channel Citizens Band transceiver, has recently been announced by *United Scientific Laboratories, Inc.*, 35-15 37th Ave., Long



Island City 1. N. Y. Features of the "Radio-Phone" include a superhet variable-tuning receiver, a crystal-controlled transmitter, and a power pack for operation with either 6 or 12 volts d.c. The unit is furnished with one crystal, a microphone, mobile mounts, and a license application form. Price, \$99.95.

GENERAL-COVERAGE SSB RECEIVER

Designed for amateur, commercial, or military SSB operation, the HQ-180 receiver uses single-sideband tuning techniques and provides full dial coverage from 550 kc. to 30.0 mc. It is entirely self-contained, with



its own power supply, requiring only an external speaker or earphones. The HQ-180 features an 18-tube superheterodyne circuit with automatic noise limiter and

BUILD YOUR OWN RADIO

CIRCUITS AT HOME

with the New
PROGRESSIVE RADIO "EDU-KIT"®

A Practical Home Radio Course

ONLY
\$26.95



Reg. U. S.
Pat. Off

Now Includes

- ★ 12 RECEIVERS
- ★ 3 TRANSMITTERS
- ★ SQ. WAVE GENERATOR
- ★ SIGNAL TRACER
- ★ AMPLIFIER
- ★ SIGNAL INJECTOR
- ★ CODE OSCILLATOR

- ★ No Knowledge of Radio Necessary
- ★ No Additional Parts or Tools Needed
- ★ EXCELLENT BACKGROUND FOR TV
- ★ School Inquiries Invited
- ★ Sold in 79 Countries

**YOU DON'T HAVE TO SPEND
HUNDREDS OF DOLLARS FOR A RADIO COURSE**

The "Edu-Kit" offers you an outstanding PRACTICAL HOME RADIO COURSE at a rock-bottom price. Our Kit is designed to train Radio & Electronics Technicians, making use of the most modern methods of home training. You will learn radio theory, construction practice and servicing. THIS IS A COMPLETE RADIO COURSE IN EVERY DETAIL. You will learn how to build radios, using regular schematics; how to wire and solder in a professional manner; how to service radios. You will work with the standard type of punched metal chassis as well as the latest development of Printed Circuit chassis. You will learn the basic principles of radio. You will construct, study and work with RF and AF amplifiers and oscillators, detectors, rectifiers, test equipment. You will learn and practice code, using the Progressive Code Oscillator. You will learn and practice trouble-shooting using the Progressive Signal Tracer, Progressive Signal Injector, Progressive Dynamic Radio, Electronics Tester, Square Wave Generator and the accompanying instructional material. You will receive training for the Novice, Technician and General Classes of F.C.C. Radio Amateur License. You will build 20 Receiver, Transmitter, Square Wave Generator, Code Oscillator, Signal Tracer and Signal Injector circuits, and learn how to operate them. You will receive an excellent background for television, Hi-Fi and Electronics. Absolutely no previous knowledge of electronics is required. The "Edu-Kit" is the product of many years of teaching and engineering experience. The "Edu-Kit" will provide you with a basic education in Electronics and Radio, worth many times the complete price of \$26.95. The Signal Tracer alone is worth more than the price of the entire Kit.

THE KIT FOR EVERYONE

You do not need the slightest background in radio or science. Whether you are interested in Radio & Electronics because you want an interesting hobby, a well paying business or a job with a future, you will find the "Edu-Kit" a worthwhile investment. Many thousands of individuals of all

ages and backgrounds have successfully used the "Edu-Kit" in more than 79 countries of the world. The "Edu-Kit" has been carefully designed, step by step, so that you cannot make a mistake. The "Edu-Kit" allows you to teach yourself at your own rate. No instructor is necessary.

PROGRESSIVE TEACHING METHOD

The Progressive Radio "Edu-Kit" is the foremost educational radio kit in the world, and is universally accepted as the standard in the field of electronics training. The "Edu-Kit" uses the modern educational principle of "Learn by Doing." Therefore you construct, learn schematics, study theory, practice trouble-shooting—all in a closely integrated program designed to provide an easily-learned, thorough and interesting background in radio. You begin by examining various radio parts of the "Edu-Kit." You then learn the function, theory and wiring of these parts. Then you build a simple radio. With this first set you will enjoy listening to regular broadcast stations, learn theory, practice testing and trouble-shooting. Then you build a more advanced radio, learn more advanced theory and techniques. Gradually, in a progressive manner, and at your own rate, you will find yourself constructing more advanced multi-tube radio circuits, and doing work like a professional Radio Technician.

Included in the "Edu-Kit" course are twenty Receiver, Transmitter, Code Oscillator, Signal Tracer, Square Wave Generator and Signal Injector circuits. These are not unprofessional "breadboard" experiments, but genuine radio circuits, constructed by means of professional wiring and soldering on metal chassis. Instruction Manuals, hook-up wire, solder, selenium rectifiers, volume controls and switches, etc.

THE "EDU-KIT" IS COMPLETE

You will receive all parts and instructions necessary to build 20 different radio and electronics circuits, each guaranteed to operate. Our Kits contain tubes, tube sockets, variable electrolytic, mica, ceramic and paper dielectric condensers, resistors, tie strips, coils, hardware, tubing, punched metal chassis. Instruction Manuals, hook-up wire, solder, selenium rectifiers, volume controls and switches, etc. In addition, you receive Printed Circuit materials, including Printed Circuit chassis, special tube sockets, hardware and instructions, also receive a useful set of tools, a professional electric soldering iron, and a self-powered Dynamic Radio and Electronics Tester. The "Edu-Kit" also includes Code Instructions and the Progressive Code Oscillator. In addition to F.C.C. Type Questions and Answers for Radio Amateur License training. You will also receive lessons in wiring with the Progressive Signal Tracer and the Progressive Signal Injector, a High Fidelity Guide and a Quiz Book. You receive Membership in Radio-TV Club, Free Consultation Service, Certificate of Merit and Discount Privileges. You receive all parts, tools, instructions, etc. Everything is yours to keep.

PRINTED CIRCUITRY

At no increase in price, the "Edu-Kit" now includes Printed Circuitry. You build a Printed Circuit Signal Injector, a unique servicing instrument that can detect many Radio and TV troubles. This revolutionary new technique of radio construction is now becoming popular in commercial radio and TV sets. A Printed Circuit is a special insulated chassis on which has been deposited a conducting material which takes the place of wiring. The various parts are merely plugged in and soldered to terminals.

Printed Circuitry is the basis of modern Automation Electronics. A knowledge of this subject is a necessity today for anyone interested in Electronics.

UNCONDITIONAL MONEY-BACK GUARANTEE

**ORDER DIRECT FROM AD—RECEIVE FREE BONUS
RESISTOR AND CONDENSER KITS WORTH \$7**

- Send "Edu-Kit" postpaid. I enclose full payment of \$26.95.
- Send "Edu-Kit" C.O.D. I will pay \$26.95 plus postage.
- Rush me FREE descriptive literature concerning "Edu-Kit."

Name

Address

PROGRESSIVE "EDU-KITS" INC.

1186 Broadway, Dept. 572D, Hewlett, N. Y.

FREE EXTRAS

• SET OF TOOLS

- SOLDERING IRON
- ELECTRONICS TESTER
- PLIERS-CUTTERS
- ALIGNMENT TOOL
- WRENCH SET
- DISCOUNT CARD
- CERTIFICATE OF MERIT
- TESTER INSTRUCTION MANUAL
- HIGH FIDELITY GUIDE, QUIZZES
- TELEVISION BOOK • RADIO TROUBLE-SHOOTING BOOK
- MEMBERSHIP IN RADIO-TV CLUB: CONSULTATION SERVICE • FCC AMATEUR LICENSE TRAINING • PRINTED CIRCUITRY

SERVICING LESSONS

You will learn trouble-shooting and servicing in a progressive manner. You will practice repairs on the sets that you construct. You will learn symptoms and causes of trouble in home, portable and car radios. You will learn how to use the professional Signal Tracer, the unique Signal Injector and the dynamic Radio & Electronics Tester. While you are learning in this practical way, you will be able to do many a repair job for your friends and neighbors, and charge fees which will far exceed the price of the "Edu-Kit." Our Consultation Service will help you with any technical problems you may have.

J. Stataitis, of 25 Poplar Pl., Waterbury, Conn., writes: "I have repaired several sets for my friends, and made money. The "Edu-Kit" paid for itself. I was ready to spend \$240 for a Course, but I found your ad and sent for your Kit."

FROM OUR MAIL BAG

Ben Valerio, P. O. Box 21, Magna, Utah: "The Edu-Kits are wonderful. Here I am sending you the questions and also the answers for them. I have been in Radio for the last seven years. But like to work with Radio Kits, and like to build Radio Testing Equipment. I enjoyed every minute I worked with the different kits; the Signal Tracer works fine. Also like to let you know that I feel proud of becoming a member of your Radio-TV Club."

Robert L. Shuff, 1534 Monroe Ave., Huntington, W. Va.: "Thought I would drop you a few lines to say that I received my Edu-Kit, and was really amazed that such a bargain can be had at such a low price. I have already started repairing radios and phonographs. My friends were really surprised to see me get into the swing of it so quickly. The Troubleshooting Tester that comes with the Kit is really swell, and finds the trouble, if there is any to be found."

proven reliability... acclaimed by thousands...

EICO®



Model 760:
117 VAC **\$59.95** **\$89.95**

CITIZENS BAND 2-WAY COMMUNICATIONS TRANSCEIVER
*that meets FCC regulations**

*EICO premounts, prewires, pretunes, and seals the ENTIRE transmitter oscillator circuit to conform with FCC regulations (Section 19.71 subdivision d). EICO thus gives you the transceiver in kit form that you can build and put on the air without the supervision of a Commercial Radio-Telephone Licensee!

And only EICO offers you all these other features:

- 5½ dual function tube SUPERHETERODYNE (not regenerative) receiver with RF stage for high sensitivity—with the selectivity you need for reliable operation. Continuously tunable over all 23 Citizens Band channels.
- Exclusive built-in Super-Hush® noise limiter minimizes background noise when the receiver is left on in anticipation of a call, without the risk of missing a signal entailed in the use of a "squelch" circuit in the presence of high ambient noise.
- Built-in AVC boosts gain on weak signals.
- Built-in 3" x 5" oval PM speaker and detachable ceramic-element microphone.
- 5-Watt crystal-controlled transmitter—can transmit on any of the 23 Citizens Band channels.
- License available to any citizen over 18—no exams or special skill required. Application form supplied.
- ANYONE can build this kit by following the easy "beginner-tested" step-by-step instructions.
- Variable "pi" network permits matching to most popular antennas.
- Covers up to 20 miles depending on terrain and antenna height.
- Unique Posi-Lock® mounting bracket permits 360° rotation and positive lock at 30° intervals.
- 7 tubes & 1 xtal (extra xtals available).

Compare — judge for yourself — at your neighborhood EICO dealer. For free catalog of over 70 models of easy-to-build professional test instruments, hi-fi and ham gear, fill out coupon on Page 40.

Model 761: 117 VAC & 6 VDC
Model 762: 117 VAC & 12 VDC
Including mounting bracket

\$69.95 **\$99.95**
KIT WIRED

EICO®

33-00 N. Blvd., L.I.C. 1, N.Y.
© 1960. Add 5% in the West.

products

(Continued from page 36)

uses triple conversion from 7.85 mc. to 30.0 mc., dual conversion from 540 kc. to 7.85 mc. Sensitivity is 0.5 μ volt (c.w.) for a 10:1 signal-to-noise ratio. Price, \$429.00, plus \$10 for optional clock-timer. (Hammarlund Manufacturing Company, Inc., 460 West 34th St., New York 1, N. Y.)

FOUR-WAY POCKET TOOL

A new four-way pocket tool has been introduced by Xcelite, Inc., Orchard Park, N. Y. Television servicemen and all "do-it-yourselfers" will find the Model 600 handy for a variety of jobs—


from removing the backs of TV sets to installing antennas. Readily adaptable for use as a ¼" nut driver, a ⅜" slotted screwdriver, or No. 1 Phillips screwdriver, the tool will fit all standard types



of screws commonly applied to the rear panels of TV sets. As a ⅞" nut driver, it can be used for fastening antenna fittings. Price, \$2.30.

STEREO TAPE DECK

Stereo enthusiasts will be interested in the Lafayette RK-107 stereo tape deck. It

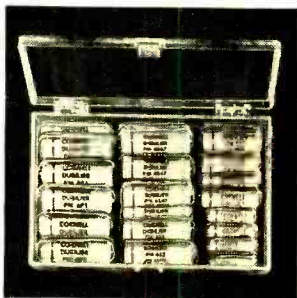


records quarter-track mono or stereo and plays back quarter-track or half-track

mono or stereo. Recording amplifiers are built in; playback is through the tape-head inputs of a stereo amplifying system. Frequency response is from 30 to 17,000 cps at 7½ ips, 40 to 15,000 cps at 3¾ ips; flutter and wow, less than 0.2%; signal-to-noise ratio, 55 db or better. Other features include twin recording-level meters, a digital tape counter, and facilities for recording sound on sound. Dimensions are 13" x 13" x 9½"; price, \$239.95. (*Lafayette Radio*, 165-08 Liberty Ave., Jamaica 33, N. Y.)

CAPACITOR REPLACEMENT KIT

A new compact kit of molded Mylar capacitors is being marketed by the *Cornell-Dubilier Electric Corp.*, South Plainfield, N. J. Called the "Hit Kit," it consists of 35 popular "PM" capacitors in seven most-used values, packed in a sturdy plastic box that can double as a spare parts box when the resistors have been removed. Price, \$6.87.



CB MICROPHONES

A line of microphones designed for use in Citizens Band installations has been announced by *American Microphone Mfg. Co.*, Rockford, Ill. Available in either ceramic or crystal types, the "208" series microphones are high-impedance units with frequency response from 40 to 8000 cps. Models with a slide-lock switch are furnished in either closed-mike or open-mike versions for \$12.50. If the slide-lock feature is not desired, the price is \$10.60.



FM TUNER

Now available from *H. H. Scott, Inc.*, 111 Powdermill Rd., Maynard, Mass., is a new moderately-priced FM tuner. Featuring 2.5-


microvolt sensitivity, the Model 314 has a silver-plated front end to provide optimum performance with even the weakest signals. The manufacturer guarantees the tuner to



be drift-free without the need for conventional a.f.c. Two stages of limiting insure good AM rejection; a multiplex output is included for use with a multiplex decoder. Price, \$114.95.


FREQUENCY COMPUTER

Problems involving inductance, capacitance, and frequency can be solved with the "Calculaide Frequency Computer," made by *American Hydromath Corp.*, 24-20 Jackson Ave., Long Island City 1, N. Y. The device covers frequencies from 400 kc. to 3000 mc., wavelengths from .1 to 600 meters, capacitance between 1 and 1000 µf., and inductance from .05 to 1500 µh. Price, \$4.95.



CRYSTAL STEREO CARTRIDGES

Sonotone Corporation, Elmsford, N. Y., has introduced its new Series "12" crystal stereo turnover cartridges. Made entirely of plastic except for the styli, crystal elements, and mounting brackets, Model "12TH" has an output of 2.5 volts, and Model "12TL" an output of 1.0 volt. Price for each model, \$6.45, including mounting bracket, terminal plug, and standard 0.7-mil and 3-mil sapphire styli.



the experts say
your BEST BUY
 is **EICO**...

EICO, 3300 N. Blvd., L.I.C. 1, N.Y. PE-9
 Show me HOW TO SAVE 50% on 70 models of top-quality: HI-FI TEST INSTRUMENTS
 "HAM" GEAR. Send FREE Stereo Hi-Fi Guide. Send FREE Short Course for Novice License. Send FREE Catalog & name of neighborhood EICO dealer.

Name.....
 Address.....
 City..... Zone..... State.....

ADD 5% IN THE WEST

...in
STEREO and MONO HI-FI



STEREO Dual Amplifier-Preamplifier HF81
 Kit \$69.95.
 Wired \$109.95.
 "Excellent" — SATURDAY REVIEW: HI-FI MUSIC AT HOME.



NEW! STEREO Mono Player/Automatic Changer 1007:
 \$49.75 incl. FET & Magnadaptor



FM Tuner HFT90
 Kit \$39.95*
 Wired \$65.95*
 Cover \$3.95.
 "One of the best buys" AUDIOCRAFT



STEREO Dual Preamplifier HF85
 Kit \$39.95.
 Wired \$64.95.
 "Extreme flexibility" — HI-FI REVIEW



Mono Power Amplifiers (60, 50, 35, 30, 22, 14-Watt; use 2 for Stereo)
 from Kit \$23.50.
 Wired \$41.50.

*Less Cover, F.E.T. incl. Kit \$39.95, incl. Cover & F.E.T.



2-Way Bookshelf Speaker System HFS1
 complete with factory-built cabinet:
 Kit \$39.95
 Wired \$47.95



STEREO Dual Power Amplifiers: New 100W HF89: Kit \$99.50, Wired \$139.50.
 70W HF87: Kit \$74.95, Wired \$114.95.
 28W HF86: Kit \$43.95, Wired \$74.95.



Mono Integrated Amplifiers (50, 30, 20, 12-Watt; use 2 for Stereo)
 from Kit \$34.95.
 Wired \$57.95.



NEW! COMPLETE STEREO DUAL AMPLIFIER AF-4
 Kit \$38.95
 Wired \$64.95

TRUE HI-FI quality to drive hi efficiency speakers to concert volume.

...and in
TEST INSTRUMENTS



New Transistorized Power & Bias Supply #1020
 Kit \$19.95.
 Wired \$27.95.



Miniaturized Multi-Signal Tracer #145A
 Kit \$19.95.
 Wired \$28.95.



Vacuum Tube Voltmeter #221
 Kit \$25.95.
 Wired \$39.95.



Peak-to-Peak VTVM #232 & Uni-Probe (pat. pend.)
 Kit \$29.95.
 Wired \$49.95.



New Battery-Powered Filament Continuity Tester #612
 Kit \$3.95.
 Wired \$5.95.



1000 Ohms/Volt V-O-M.#536
 Kit \$12.90.
 Wired \$14.90.



5" Push-Pull Scope #425
 Kit \$44.95.
 Wired \$79.95.



DC-5 MC 5" Scope #460
 Kit \$79.95.
 Wired \$129.50.

Tube Tester #625
 Kit \$34.95.
 Wired \$49.95.



RF Signal Generator #324
 Kit \$26.95.
 Wired \$39.95.



Series/Parallel R-C Combination Box #1140
 Kit \$13.95. Wired \$19.95.
 1350 Combinations!



6V & 12V Battery Eliminator & Charger #1050
 Kit \$29.95. Wired \$38.95.
 Extra-filtered for transistor equip. #1060
 Kit \$38.95. Wired \$47.95.



R-C Bridge & R-C-L Comparator #950B
 Kit \$19.95.
 Wired \$29.95.

IN STOCK! Compare, take them home — right "off the shelf" — from 2000 neighborhood dealers. Over 2 MILLION EICO instruments in use throughout the world.

© 1960 ELECTRONIC INSTRUMENT CO., INC., 33-00 N. BLVD., L.I.C. 1, N.Y.

ionized air and


human health

*One of the most recent medical discoveries,
electrically charged air has been shown to
have strange effects on human health and behavior*

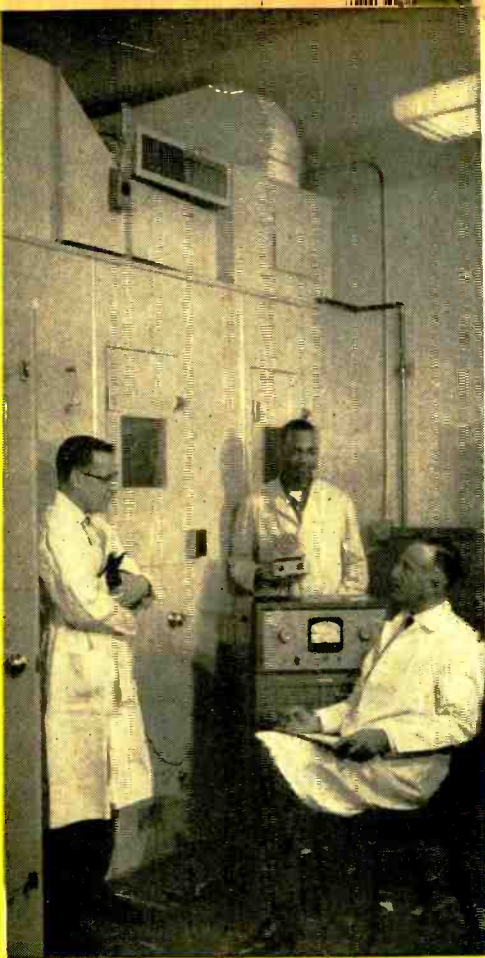
SNEEZING uncontrollably with a severe case of hay fever, the patient made his way to Room 303 of the Graduate Hospital at the University of Pennsylvania in Philadelphia. A few minutes later, as he sat answering the doctor's questions, he noticed that he was breathing more easily. Within twenty minutes his sneezing had stopped completely, his runny nose and watery eyes were drying up, and for the first time in days he was able to breathe normally. As far as he knew, the treatment hadn't even begun—but it had!

A few minutes before the patient entered the room, the doctor had flipped the switch on a small machine. By the time the patient came in, the room's atmosphere was heavily charged with negative ions—electrified air molecules and atoms. The ionized air was responsible for his dramatic improvement.

Ionized air is achieving similarly striking results in other types of illness, too. Asthma sufferers get the same kind of relief as those with hay fever. At several Philadelphia hospitals, patients with severe burns are routinely dosed with ionized air; the burns heal more quickly, are less painful, and are less subject to infection than when they are treated only by conventional




By
J. K. LOCKE



Air ion laboratory at the University of California is maintained in collaboration with the Naval Biological Laboratory. Bacteriology professor Albert Krueger is shown seated, while lab assistant Eddy Reed displays a Wesix ion generator. Bacteriologist Richard Smith holds one of the rabbits used in testing the effects of air ions on animals. (U. S. Navy photo)

means. In addition, ions seem to speed healing after surgery. And inconclusive results indicate that ions may be effective in still other fields.

Charged Particles. Although scientists are not certain *how* ionized air works many of its near-miracles, there is nothing mysterious about these electrified particles themselves. An ion is simply a molecule or an atom that has an electrical charge. If it has one *extra* electron, its charge is



negative; one *too few* electrons, positive.

Ions of both negative and positive polarity are abundant in the air you are breathing this minute. With each breath, you take in thousands. These natural ions are produced by the weak radioactivity of


Dr. Igho Kornblueh of the University of Pennsylvania is shown with an ion counter and generator developed by the Philco Corporation. This device was used by Dr. Kornblueh in a Philco-supported project, the results of which indicated that negative ionization can be beneficial in relieving symptoms caused by airborne allergies.

the earth's crust, by ultraviolet radiation from the sun, and by cosmic energy from outer space. Ions are unstable, sometimes lasting only a fraction of a second. But new ones are continuously being manufactured, so the supply is always being replenished. Some places are more heavily ionized than others—mountain tops, for example, where radiation is relatively intense.

The therapeutic use of ionized air is comparatively new, but the fact that ions affect human beings has been known for many years. Back in 1931, Frederick Dessauer, a German scientist, put his subjects—including himself—in small rooms with heavy concentrations of negative or positive ions. He noted that the subjects in the negatively ionized room were generally comfortable, relaxed, and more or less happy. The patients subjected to positive ionization, on

back and forth about 1400 times a minute. They filter air going into the lungs, removing dust, pollen, and other irritants. Then a flow of mucus washes the foreign matter away.

Experiments showed that when the rabbits breathed air rich in negative oxygen ions, the cilia speeded up to about 1600 beats a minute and mucus flow increased. But when the cilia were exposed to posi-



An air-purifying device, the Granco Ionator effectively combines mechanical filtering, electrostatic precipitation, and negative ionization actions.

Clinical-type ionizer made by Philco is used in experimental work to relieve hay fever sufferers and patients with severe burns.

Resembling a microphone, this Wesix ionizer is designed for use at either a desk or a table.



the other hand, had quite different reactions. They were cross and irritable, with dry throats, headaches, and nausea.

Stimulating the Cilia. Only in the past few years have researchers begun to try to find out why electrically charged air has its dramatic effects. At the University of California, Dr. Albert P. Krueger and bacteriologist Richard F. Smith uncovered one important clue by exposing rabbits to heavy doses of ions. They found that the cilia—tiny hair-like filaments in the windpipe—reacted sharply to ionized air.

Under normal conditions, the cilia wave

tive carbon dioxide ionization, they slowed down to an average of 1100 beats per minute and the mucus supply tended to dry up. Filtering action was impeded, or even stopped.

The air-cleaning mechanism in human beings works the same way. This explains why most hay fever sufferers get relief from negative ions. With improved cilia action, pollen is trapped and disposed of before it can do much damage.

Other Experiments. Two other researchers—Drs. Igho Kornblueh and Daniel Silverman of the University of Pennsylvania's Graduate School of Medicine—followed different lines of investigation. They subjected patients to large doses of positive and negative ions while recording their brain-wave patterns. They found that either negative or positive ions could change the brain-wave patterns slightly. More interesting, however, was the discovery that the changes brought about by *negative* ions were similar to those caused by tranquilizing drugs.

Other research projects designed to detect the effects of ionized air on blood pressure and other functions have been inconclusive. Consequently, no one knows for sure how negative ions work their beneficial effects. Nor does anyone know why a few patients with rheumatism and arthritis seem at times to benefit from negative ions, while other patients treated under identical conditions show no improvement whatever.

To confuse the situation still further, it

appears likely that under some circumstances *positive* ions may be helpful and *negative* ions harmful. A Swiss physician, Dr. Gerhard Schorer, experimented with ion therapy from the early 1930's until his death a few years ago. To the astonishment of other workers in the field, he reported on a number of occasions that positive ions were *beneficial* to his patients.

There have been many attempts to explain this apparent contradiction. Some theorize that since Dr. Schorer was a physician, not an engineer, he simply became confused about the polarity of the ions he used in various experiments. Yet it would seem unlikely that a habitually careful scientist would go through an entire lifetime making such an elementary mistake. In addition, he had engineering help at times from electronic experts who certainly would have detected any such error. So researchers began to look for other explanations.

Hope for Heart Patients. One of those seeking the answer was Dr. Kornblueh, himself a veteran in the field of ionization. He had done much of the early work using ionized air in hay fever and burn cases. Looking through his colleague's records, Dr. Kornblueh noted that many of Dr. Schorer's patients suffered from various types of heart disease.

With this fact in mind, Dr. Kornblueh selected a heart patient whose condition was so serious that he was taking 100 nitroglycerin tablets a week. It was obvious that without some dramatic new treatment

How Ions Are Produced

Heavy concentrations of ions can be produced by several means, including ultraviolet light and spark discharge. But two of the most common methods utilize (1) mildly radioactive substances, and (2) corona discharge.

In the radioactive method, a piece of polonium or tritium foil radiates enough energy to break up and rearrange air molecules near it. Some molecules end up with one electron too many, others come out one short. Thus they become, respectively, negative and positive ions. When they pass a charged electrode, they are either attracted or repelled into the surrounding air, depending on the polarity of the electrode. If, for example, a negative charge is applied to the electrode, the device becomes

a producer of negative ions. A device of this type is marketed by the Wesix Electric Heater Co., 390 First St., San Francisco 5, Calif.

The corona-discharge method employs a thin tungsten wire stretched in close proximity to several brass rods. A high voltage—either positive or negative, depending on what kind of ions are to be produced—is applied to the tungsten, while the brass rods remain grounded. The difference in potential causes a corona discharge between the tungsten and brass elements, which in turn produces large numbers of ions. The Ionitron, manufactured by Philco Corp. and designed as an attachment for its current line of room air conditioners, works on this principle.



Using a Keithley electrometer and Beckett probe to detect presence of ionized air. Here, this device will determine if the air conditioner is sending ionized air into the room.

the man could not live much longer. Dr. Kornblueh administered carefully controlled experimental doses of positive ions, and within days the patient was so improved that his need for nitroglycerin tablets dropped to 30 a week! When he breathed negative ions, on the other hand, his discomfort seemed to increase.

Could it be that negatively ionized air has beneficial effects on most people, but heart patients benefit from positive ions? "There are still too many variables, too many unknowns," Dr. Kornblueh says, "to draw any such conclusions at this time." The case simply points up the many mysteries still surrounding the use of ions. But it also furnishes an important clue.

Ions and Human Behavior. Further research promises to answer other baffling questions. Why, for example, do some 40% of all people seem to be completely immune to the effects of ionized air? They feel neither depressed with positive ions, nor happy and contented with negative charges. (As an ironic footnote, Dr. Kornblueh, who has done perhaps as much as any other single human being to advance our knowledge of ionized air, is one of the 40% who cannot feel its effects.)

A better understanding of ionized air also promises to cast new light on certain aspects of human behavior. For instance, any police chief can tell you that there are more murders, accidental deaths, and suicides at some times than at others. Absenteeism in large plants follows mysterious cycles that cannot be correlated with any known factors. Minor crime waves suddenly appear for no apparent reason, to be



A simple device for producing and controlling negative ions in a closed room, the Wesix Ionaire consists of a rectifier and a piece of radioactive tritium foil mounted within a conducting tube.

followed by equally unexplainable periods of unnatural calm.

Could variations in natural ionization—variations which are known to exist—help explain these mysteries? In Philadelphia, the American Institute of Medical Climatology has been founded to try to find out.

One of the Institute's officers—a high official at Philco Corp.—is supplying extensive records on employee absenteeism, tardiness, accidents, and general behavior of the company's thousands of workers. A Villanova University official is gathering the same information about college students. The Chief of Police in Philadelphia is

(Continued on page 112)

AN old-time recipe for a rabbit stew begins, "First catch a rabbit . . ." Similarly, the recipe for a high-fidelity amplifier should begin, "First get a good output transformer . . ." For all the important qualities of an amplifier—frequency response, transient response, distortion, power output, and overall stability—depend to an overwhelming extent on the quality of the output transformer. In fact, the principle reason we have simpler and better amplifiers available at lower prices today is that we have far better output transformers.

The principal tool for attaining genuine

employed a reed-armature movement rather than a moving coil.


To some extent, the reed armature was like a relay. As an audio current was passed through a coil fixed in a magnetic field, the variation in the magnetic field would vibrate the reed, which in turn would push and pull the cone by means of a lever. The coil had to be large and thus could provide the impedance needed to load the output tubes.

The trouble with this movement is that a very high restoring force is required to keep the reed centered, making it difficult

INSIDE

the Hi-Fi

Output Transformer



high-fidelity performance is inverse feedback. But to obtain a lot of stable feedback over the full audio range, we must have a very flat response—not only within the audio range but for at least an octave or two on each end. This is not a serious problem with tube circuits, but it is a problem with output transformers. Designing a transformer that has flat response and little phase shift between 10 to 50,000 cps, say, is one of the neatest tricks of the trade.

Why Use Transformers? Since a hi-fi output transformer is so difficult to design, it might well be asked why we can't get along without one. Why not couple the speaker directly to the amplifier? Actually there are ways of doing this. In the old days, high-impedance speakers were used which could be connected directly to the plates of the tubes. These speakers em-

to achieve a speaker free-air resonance below 100 cps. Since we need a response to at least 40 cps and preferably lower for high fidelity, the movement is badly suited for a full-range speaker.


By contrast, the almost universally used moving-coil speaker of today is not well adapted to the high impedances of output tubes. The coil itself must move in the gap, and a high-impedance coil requires a lot of wire. The sheer weight of the wire would make it difficult to get a smooth response, and the resistance of the wire would produce considerable heating and losses. Nevertheless, we have had 500-ohm speakers that can be coupled directly to output tubes in a single-ended push-pull arrangement and other low-impedance circuits. (Stephens produced a combination of an output-transformerless amplifier and 500-ohm speaker of this type a few years ago.)

It is also possible to design amplifiers with output impedances as low as 15 ohms for direct connection to speakers, but such amplifiers have so far been extremely inefficient. Transistors are low-impedance devices and could be matched directly to speakers, but at the moment transistors are not completely satisfactory for high-power output stages. So, on the whole, it has been found simpler to use an output transformer to match the speaker to the tubes.

To understand the problem and its solution, let's take a look at how an output

transformer works. So, if we want to provide a high reactance at 20 cps, we have to have a very large inductance in the primary—well over 50 henrys.

The inductance of an iron-core coil is a function of both the coil itself and the permeability of the core. In other words, we can increase the inductance by having more turns of wire, or more core of higher permeability, or both. In hi-fi transformers where we want to maintain a high impedance to at least 20 cps—preferably 10 cps or less—the only answer is to utilize both means. Therefore, we use a lot of iron in



By JOSEPH MARSHALL

transformer works. Figure 1 is a simplified diagram of a simple transformer. A current flowing through the primary coil induces a magnetic flux in the iron core. We can picture the flux as traveling through the core along the path indicated by the arrows. As the flux passes through the part of the core where the secondary is wound, the flux induces an electric current in the secondary. By choosing the right ratio of turns between primary and secondary, we can obtain any transformation ratio we desire—for example, the ratio to match a 16-ohm speaker to 4000-ohm output tubes.

Low-Frequency Response. The primary of the transformer provides the direct load on the tubes, and it must offer a high enough reactance at all audio frequencies to present an adequate load throughout the full audio range. As we know, the reactance of an inductance de-

creases as the frequency is lowered. So, if

we want to provide a high reactance at 20 cps, we have to have a very large inductance in the primary—well over 50 henrys. The core offers a certain amount of “magnetic resistance” to the flux flowing from the primary to the secondary, but this resistance is lowered as the flux density of the core is increased. In other words, the more iron in the core, or the higher the permeability of a given amount of iron, the lower this “magnetic resistance.”

Imagine that the core consists of millions of small magnets. If the magnets are neatly arranged in line and parallel to each other, they will produce a much greater magnetic flux. They will also offer less resistance to the passage of the flux from one magnet to the other, just as a well-organized bucket brigade can pour a lot more water on a fire than a disorganized mob. Certain

special grain-oriented alloys of iron and steel produce this more efficient arrangement and thereby provide a greater flux density for a given size or weight of core.

The grain-oriented cores have been used in "C"-cores, but with the same amount of core made of the same material, nearly identical performance is obtained from either C-cores or conventional cores. Hence the C-core is seldom used today and is, in fact, available in only one commercial transformer—the British-made Partridge.

High-Frequency Response. The size of the core has no direct influence on a transformer's high-frequency response, but we run into some other problems here. For one thing, large coils have considerable distributed capacitance between turns, between layers, and between primary and secondary. This capacitance is not significant until we get to high frequencies—especially above 15,000 cps. (See Fig. 2.)

These high frequencies may find the path provided by the capacitance easier to travel than the path provided by the coil. In this case, they will take a short cut through the capacitance instead of taking the long route through the coil. The effect of such bypassing is to short-circuit turns or even layers, with the result that the high frequencies go through fewer turns. This, of course, changes the turns ratio between primary and secondary, which in turn produces a smaller voltage across the secondary and sloping response at the high end.

Another phenomenon at high frequencies is similar to capacitance effects. Not all the magnetic flux produced by the primary in the core travels the desired path through the core to the secondary coil. Some of it strays from the iron path and "leaks" through the air space between the coils as indicated by the dotted line. Since this leakage does not produce any current in the secondary, the secondary voltage is reduced and we again have a sloping response. Worse yet, a sloping response is always accompanied by a phase shift, and phase shifts are the bugaboo of feedback loops. This phenomenon, incidentally, is called "leakage reactance," since it has the same effect as an actual reactance would produce.

Finally, the distributed capacitance and the inductance of a coil form a resonant circuit which produces peaks in the high end of the range. Even if these peaks occur at ultrasonic frequencies above 20,000

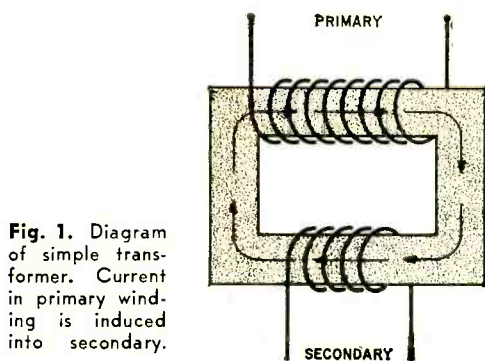


Fig. 1. Diagram of simple transformer. Current in primary winding is induced into secondary.

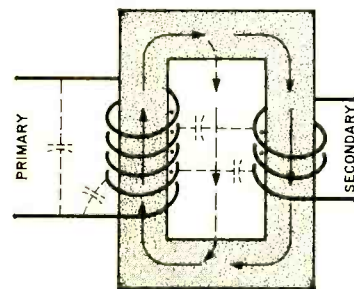


Fig. 2. Capacitances inherent in transformer effectively reduce high-frequency response.

cps, they can produce "ringing" or even outright or momentary oscillation when a feedback loop is carried around the transformer. The resonance is unavoidable, but if we want to use a lot of feedback, it is vital that the resonant peaks be moved up beyond the audio range—well above 50,000 cps, if possible. Here, they are not likely to be energized by signals passing through the amplifier and the feedback loop.

One way to reduce "leakage reactance" is to have the primary and secondary adjacent to each other. If the coils are close together, the flux leakage will pass through the secondary coil by mutual coupling and losses will be reduced. For this reason, the simple transformer of Fig. 1 is not suitable for hi-fi use. A better transformer would have the two coils wound over each other or adjacent to each other on the middle branch of an E-shaped core. Although this helps minimize the leakage reactance losses, it tends to increase the losses from distributed capacitance—the close spacing of the two coils increases the capacitance between them. Therefore, the problem faced by the transformer designer is to fig-

ure out some way to reduce the leakage reactance and the capacitive losses *at the same time*.

The general principle is to divide both the primary and the secondary into several sections and interleave them in tricky patterns. One of the finest old transformers was the now defunct Amertran which had two equal primaries side by side. Later, the "broadcast grade" transformers of UTC, Stancor, Freed, and others also used interleaved windings. These transformers readily achieved a response flat from 20 to 20,000 cps, and this was good enough for a long time.

But it was not good enough for high fidelity. Invariably, when we tried to route more than about 14 db of feedback around these transformers, we ran into instability

at ultrasonic frequencies. To counteract this instability, highly complicated circuits were developed with feedback loops and phase-correcting networks galore.

Williamson's Answer. The designer of the famous Williamson circuit, D. T. N. Williamson, saw that the real problem was in the output transformer. Accordingly, he developed a special transformer with very low leakage reactance. His circuit worked well only with good output transformers, as engineers soon discovered. In fact, for the first few years of commercial high fidelity, audio engineers earned their pay trying to put together a workable and stable combination of the Williamson circuit and the then-available transformers! It soon became obvious that before we could have really first-class high-fidelity ampli-

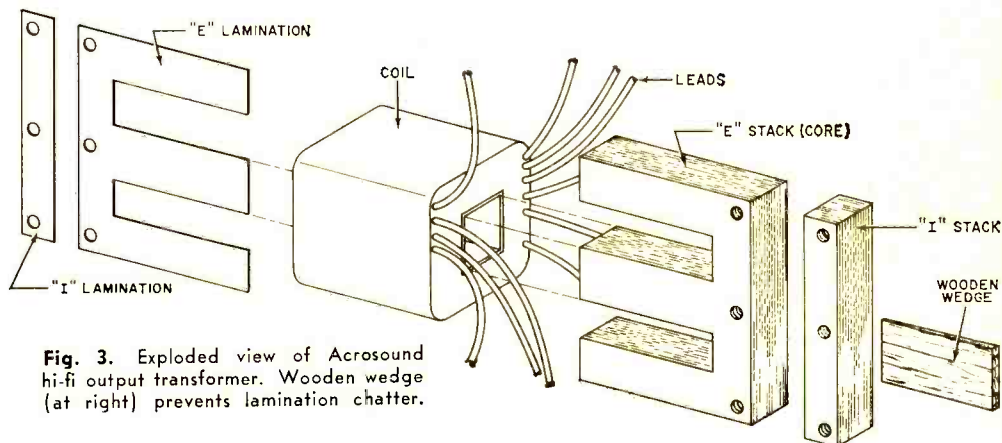


Fig. 3. Exploded view of Acrosound hi-fi output transformer. Wooden wedge (at right) prevents lamination chatter.

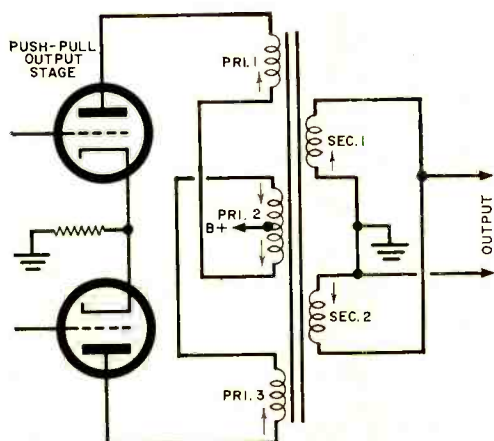


Fig. 4. Circuitry of Dyna hi-fi output transformer. Interleaved and counter-balanced windings help reduce leakage.

fiers at a reasonable cost we needed better output transformers. Because of the lack of suitable commercial transformers, Williamson advised constructors to build their own. But manufacturers soon took steps to correct this situation.

Herb Keroes, who patented the Acrosound transformer, did some original thinking to develop his complex and rather subtle design. The basic construction is shown in Fig. 3; the unit uses eight interleaved primary and secondary sections.

As would be expected, the distributed capacitance and the leakage reactance of each of the eight sections is different, and therefore the resonances also differ. Such differences in resonance would result in a very ragged response curve with

(Continued on page 108)

POPULAR ELECTRONICS

OVER the past few months, many Class D Citizens Band operators have "adopted" the "10" code devised by the Associated Police Communication Officers, Inc. ("APCO"). CB'ers using this code find that their messages are easily, rapidly, and effectively transmitted over some pretty busy channels. Obviously, on a crowded channel, it's easier to understand someone speaking one or two numbers than a whole sentence.

But the APCO code is a hand-me-down: it's excellent for police departments, but it leaves much to be desired for CB work. While CB'ers can put many of the numbers to good use, signals such as "10-32"—which means "Is drunkometer available?"—are of no value at all to CB'ers.

In response to a considerable number of reader requests, POPULAR ELECTRONICS contacted CB manufacturers, clubs, and indi-

GENERAL STATION OPERATION

- 11-1 Receiving poorly.
- 11-2 Receiving well.
- 11-3 Stop transmitting.
- 11-4 Okay—acknowledged.
- 11-5 Identify your station by FCC-assigned call sign.
- 11-6 Cease operation—signal indicates malfunctioning transmitter.
- 11-7 Out of service—leaving the air.
- 11-8 This station is standing by on _____ (channel number).
- 11-9 On which other channels can you transmit and receive?
- 11-10 Switch to _____ (channel number) for transmitting and receiving.
- 11-11 Unable to copy you because of _____.
- 11-12 Please repeat your last message.
- 11-13 Trouble at station because of _____.
- 11-14 Request licensed radio technician be sent to this station.
- 11-15 Conducting test—please count to ten slowly.
- 11-16 Conducting test—please transmit unmodulated carrier for ten seconds.
- 11-17
- 11-18
- 11-19
- 11-20 What is your location? (My location is _____.)
- 11-21
- 11-22
- 11-23
- 11-24
- 11-25
- 11-26
- 11-27
- 11-28
- 11-29

MESSAGES AND TRAFFIC-HANDLING

- 11-30 Does not conform to operating rules and regulations.
- 11-31 Stand by! (order)
- 11-32 Please speak slower.
- 11-33 Please relay message.
- 11-34 Busy.
- 11-35 Confidential information.
- 11-36 Correct local time.
- 11-37 Please call this station by telephone.
- 11-38 Visitors present.
- 11-39 Is telephone patch possible?
- 11-40 Advise if _____ is available for radio contact.
- 11-41 Do you have any messages for this station?
- 11-42 Any answer on my message regarding _____?
- 11-43 Is _____ at your station?
- 11-44 What channel is _____ operating on?
- 11-45 Your reply is satisfactory.
- 11-46 I have an urgent message for _____.
- 11-47 Please clarify your message.
- 11-48 What is next message?
- 11-49 Please confirm.
- 11-50 Telephone _____! (order)
- 11-51 Can you contact _____?
- 11-52 I have an urgent message for _____ (NOT for emergency use)
- 11-53
- 11-54
- 11-55
- 11-56
- 11-57
- 11-58
- 11-59

CITIZENS BAND "11" CODE

vidual operators to find out just what they would like to have included in a CB code. We sifted, sorted, reworded, and re-worked hundreds upon hundreds of suggestions, combining many and junking many. The result is the POPULAR ELECTRONICS Citizens Band "11" Code (given below). We hope that you will use it and help cut down on interference caused by long transmissions.

You'll notice that some of the numbers

between 11-1 and 11-100 have not been utilized. These omissions are deliberate on our part and allow for additions to the series. All CB'ers are invited to forward their suggestions for new "11" signals. They should be submitted on post cards, one to a card, and should be brief.

Send your suggestions to the "CB-11 Code Committee," POPULAR ELECTRONICS, 1 Park Ave., New York 16, N. Y. -30-

MOBILE AND EN ROUTE

- 11-60 Reserve hotel room with bath for _____.
- 11-61 Can you recommend a good local restaurant?
- 11-62 Can you recommend a good local hotel or motel?
- 11-63 Please advise weather/road conditions.
- 11-64 What is highway or best route to _____?
- 11-65 What is location of nearest service station?
- 11-66 Will arrive _____ (time and/or place).
- 11-67
- 11-68
- 11-69

COMMERCIAL

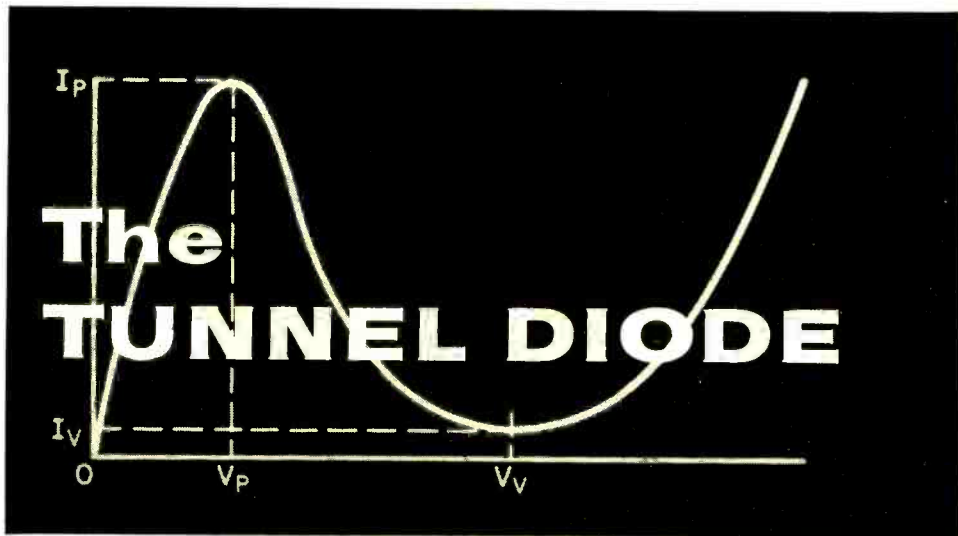
- 11-70 Rush—quick action desired.
- 11-71 Return to base.
- 11-72 Assignment completed.
- 11-73 Report in person to _____.
- 11-74 I will be at your station in _____ (hours/minutes).
- 11-75 Pick up _____ at _____.
- 11-76 I have _____ with me.
- 11-77
- 11-78
- 11-79

MARINE

- 11-80 Please advise sea conditions at _____.
- 11-81 Do you have dockside moorings available for _____ (boat type)?
- 11-82 Do you have dockside fuel available?
- 11-83 I will monitor marine channel _____ (9 or 13) while under way.
- 11-84
- 11-85
- 11-86
- 11-87
- 11-88
- 11-89

EMERGENCY

- 11-90 Send police to _____.
- 11-91 Send ambulance to _____.
- 11-92 Send fire department to _____.
- 11-93 Send auto wrecker to _____.
- 11-94 Send Coast Guard to _____.
- 11-95 Personal injury due to accident at _____.
- 11-96 Please summon doctor to your station to give emergency first aid advice by radio.
- 11-97
- 11-98
- 11-99 Emergency conditions no longer exist.
- 11-100 I have emergency traffic regarding the safety of life and property. Will all stations please give me priority use of this channel until the emergency traffic is completed.



**Newest of semiconductors,
the tunnel diode is unique in its field.**
**Learn why it's unique, then build
a simple transmitter and put it to work**

By **DONALD L. STONER, W6TNS**

BY NOW, just about everyone has heard of the tunnel diode, latest "miracle" from the semiconductor industry. Though related to the tube and transistor, the tunnel diode ordinarily has only two terminals. Yet it differs from other two-terminal devices (resistors, capacitors, and so on) in a very special way. Apply voltage to a resistor, for example, and you can determine current flow by Ohm's law. Increase the voltage across the resistor, and the current flow through the resistor will increase in proportion. But this is not so with the tunnel diode.

The effect which brought about the practical construction of this unique semiconductor was discovered by Dr. Leo Esaki, a brilliant Japanese scientist. Dr. Esaki determined that unusual doping of the ger-

manium-diode junction would cause the current flow to decrease, even though the applied voltage was increased. This effect, known as *negative resistance*, enables the tunnel diode to perform its unusual feats.

Tunnel Diode Theory. To understand the term negative resistance and what causes it, let's study a more familiar object—a tetrode vacuum tube.

Figure 1(A) shows a tetrode vacuum tube with a fixed screen voltage of 200 volts and a plate voltage that can be varied between 0 and 300 volts. The tube's control grid is grounded, since we need no input signal to the tetrode for the purposes of this example.

Let's vary the plate voltage between 0 and 300 volts and record the changes in the tetrode's plate current as shown on the milliammeter—see Fig. 1(B). Note that the plate current *increases* in the normal fashion as the plate voltage is increased until the plate voltage reaches a value of about 100 volts.

At this point a peculiar phenomenon occurs due to the secondary emission from the plate—the plate current *decreases* as the plate voltage increases. This decrease in plate current with increase in plate voltage is called *negative resistance*, which is a well-known characteristic of tetrodes.

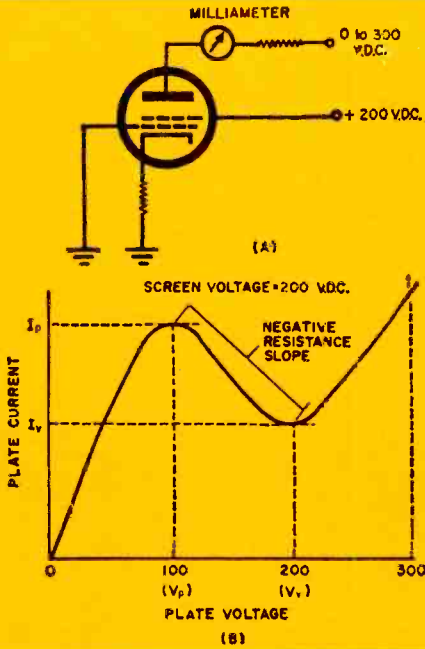


Fig. 1. Tetrode vacuum tube circuit (A) displays curves (B) somewhat like those of a tunnel diode. See text.

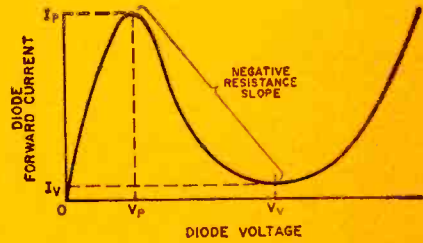


Fig. 2. Tunnel-diode forward characteristic curve. In negative-resistance slope range, current through diode decreases even though voltage across diode increases.

When the plate voltage reaches the value of the screen voltage, 200 volts in this example, the plate current increases as before.

Negative resistance is seemingly contrary to Ohm's law. If we were to apply a steadily increasing voltage across a resistor, for example, the current through the resistor would increase proportionately. If we carried this far enough, the resistor would eventually go up in smoke. But in this case, steadily increasing voltage on the tetrode's plate brings steadily decreasing current. The tetrode in this example actually exhibits a negative resistance at plate voltages between about 100 and 200 volts.

Now that we know what negative resistance is, let's return to the tunnel diode. The slope of the tunnel diode's forward-characteristic curve is very much like the tetrode's plate-characteristic curve. See Fig. 2. Note that as the diode voltage is increased positively from zero to V_p , the tunnel-diode curve is similar to that for any conventional semiconductor or vacuum-tube diode. However, at V_p we reach the peak voltage of the negative-resistance portion of the tunnel-diode slope. Now the tunnel-diode current decreases as the voltage across it increases until the potential V_v , the valley voltage, is reached. At this

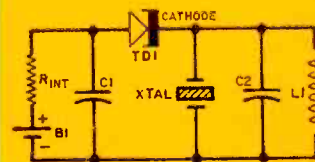


Fig. 3. Typical crystal oscillator circuit using tunnel diode. R_{int} denotes internal resistance of battery.

point, the diode reverts back to type and the current increases as the voltage is increased above V_v . By operating the tunnel diode on the negative-resistance portion of its curve, we can make it function as a negative-resistance oscillator, as will the tetrode above.

Typical Circuit. Figure 3 shows a typical crystal oscillator circuit made possible by the development of the tunnel diode. Actually, any negative-resistance device (a tetrode tube, operated at a plate voltage well below its screen voltage as discussed previously, for example) could be used; the

arrangement is known as a *negative-resistance oscillator*.

One of the greatest advantages of this circuit, known as a Dynatron oscillator in its tube version, is its inherent simplicity—it requires only a power source, a negative-resistance device, and a tuned circuit. Although the circuit is relatively unstable in contrast to other oscillators, its oscillatory properties depend solely on the use of a negative-resistance device between battery $B1$ and tuned-circuit $L1-C2$.

Depending on the impedance of tuned-circuit $L1-C2$, the circuit in Fig. 3 will function as an amplifier or an oscillator. To oscillate, the diode's operating point must be in its negative-resistance region, and the impedance of $L1-C2$ must be greater than the negative resistance of the diode.

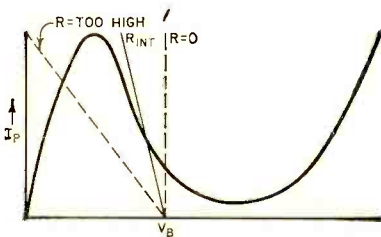


Fig. 4. Load line for typical tunnel-diode oscillator. Load must be as low as possible to restrict diode to negative-resistance portion of curve.

Fig. 5. Low internal-resistance power supply for tunnel diode circuits. Drain through resistor $R1$ is heavy but unavoidable due to required design.

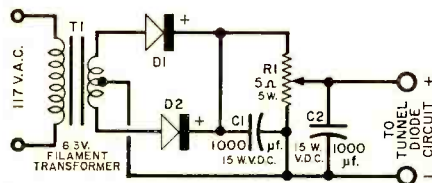
One factor to consider with the tunnel diode is the internal resistance of the battery, R_{int} . This resistance is equivalent to the plate-load resistor in a vacuum-tube circuit. Figure 4 shows typical load lines that are possible for a tunnel-diode oscillator. Note that all load lines are drawn from point Vb which is the power supply voltage. The actual value of R_{int} is important to us. We know that the internal resistance will always be present so that a resistance of zero is impossible in practice. If R_{int} is too high, the tunnel diode will be operating on the positive portion of its slope, which we want to avoid. Hence, it is desirable to have a resistance as close to zero as possible.

Present-day tunnel diodes have negative

slope resistance between 20 and 40 ohms, and R_{int} should be on the order of 10 ohms or less for the oscillator circuit to operate. The action of $C1$ in Fig. 3 helps to reduce the internal resistance of $B1$. However, a low-value bleeder resistor connected in parallel with $C1$ would greatly improve the operation of the circuit.

Figure 5 shows a low internal-resistance power supply that can be used to power tunnel-diode circuits. If you own a low-voltage power supply (one for powering transistors is ideal), it can be used in place of the circuit shown in Fig. 5. Dry cells cannot be used with much success because their voltage and internal resistance are too high. If a bleeder is placed across the dry cell, the large currents passing through the resistor will result in a steadily increasing internal resistance in the dry cell. For experimental purposes, dry cells can be used if they are of the D size or larger and are new. However, they are usable only for a short time.

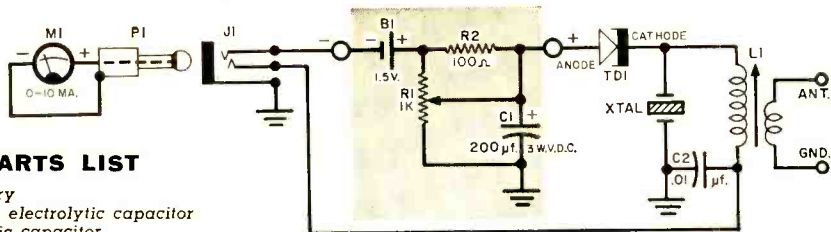
Building a Transmitter. For a better understanding of just what a tunnel diode can do, let's try an experimental hookup



using it in a midget, or "Micro-QRP," 80- or 40-meter transmitter. Even though the tunnel diode is a low-power device, such a transmitter is capable of delivering a usable signal. The "Micro-QRP" tunnel-diode transmitter runs on about 0.6 volt at 1.8 ma., or approximately one milliwatt input. It is crystal-controlled on either the 80- or 40-meter bands, but can be used on any frequency between 3.5 and 10 mc. with the values shown.

There are only nine working components in the tunnel-diode transmitter—a key jack, a 1.5-volt battery, a 1000-ohm potentiometer, a 100-ohm resistor, a .01- μ f. disc capacitor, a 200- μ f., 3-volt electrolytic capacitor, the tunnel diode, and a coil and crystal. See Fig. 6.

Mount the components in a 1 $\frac{1}{2}$ " x 2 $\frac{3}{4}$ " x 2 $\frac{1}{8}$ " chassis box. The meter jack is mount-



PARTS LIST

- B1—1.5-volt battery
- C1—200- μ f., 3-volt electrolytic capacitor
- C2—.01- μ f. ceramic capacitor
- J1—Two-circuit jack
- L1—18 turns of #30 enameled wire, close-wound on $\frac{3}{8}$ " slug-tuned form
- M1—0-10 ma. milliammeter
- P1—Phone plug
- R1—1000-ohm linear taper potentiometer
- R2—100-ohm, $\frac{1}{2}$ -watt resistor
- TD1—Tunnel diode (see text)
- Xtal—80- or 40-meter crystal
- l— $2\frac{3}{4}$ " x $2\frac{1}{8}$ " x $1\frac{5}{8}$ " aluminum chassis
- l—Crystal socket
- Misc.—Knob, wire, solder, etc.

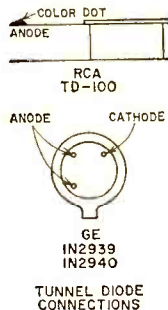


Fig. 6. Circuit of tunnel-diode transmitter for operation between 3.5 and 10 mc. Battery power supply (shaded portion) can be replaced with supply shown on opposite page if desired. Note tunnel-diode pin connections shown at left.

ed on the front panel along with the bias potentiometer; the coil, crystal, and tunnel diode are mounted on the top of the chassis; the battery is located under the chassis and supported by leads soldered to the terminals.

A large solder lug should be installed under the coil and used as the common ground terminal for the entire transmitter. It is important that both disc capacitors be returned to this point, with very short leads.


The meter jack is connected in an unusual manner to eliminate the need for an on-off switch. Use a two-circuit jack, with the frame grounded to the chassis. The outer contact connects to the minus end of the battery and the center contact is wired to the coil. When a meter plug is inserted, it shorts the outer pin to the chassis, thereby completing the battery circuit. The tunnel-diode circuit (through the coil) is completed by the meter.

The General Electric 1N2939 and 1N2940 tunnel diodes plug into a standard transistor socket and are therefore easy to work with. The RCA TD-100, on the other hand, will have to be modified by trimming away some of the gold foil lead to make a "pin" of each terminal; be sure to remove sufficient material so that the "pin" will fit snugly in the socket gripper. Once the tunnel diode has been mounted, wire the "Micro-QRP" transmitter as shown in Fig. 6, and you're ready to check it out.

Testing the Transmitter. Connect a milliammeter as shown in the schematic diagram; any meter between 5 and 15 ma. full scale will do. Turn the bias potentiometer to the minimum resistance end of rotation and plug in the meter. The reading should be a little over .01 ma. As the potentiometer is rotated, the current will increase. When the meter indicates 1-3 ma. (depending on what type tunnel diode you use), the reading will suddenly jump to a lower current. The point at which the drop occurs is called the *peak current*; the value to which the meter drops is called the *valley* (Continued on page 118)



Tunnel-diode transmitter is adjusted with external multimeter to determine the diode's negative-resistance region.



Kit Building in the Parlor

By H. E. McALLISTER


HOW MANY TIMES have you spent the entire evening wiring a new kit in your basement workshop completely removed from the family? Why not join the family group upstairs in the parlor and wire your kit at the same time? All you need is an inexpensive portable table equipped with a few "accessories" for kit building.

First assemble a table top (a piece of $\frac{3}{4}$ " plywood about 18" x 26" is a good bet, unless you happen to have an old drawing board on hand) on 2" x 2" legs. Cut the legs to about 30", and brace them with 1" x 4"s under the table top. Use wood screws and apply glue between all joints—Wilhold cement or Elmer's Glue-All, available at your local hardware store, are ideal for the purpose. Apply the glue liberally before screwing the parts together, then wipe away the excess with a damp rag.

While you're at the hardware store, pick up four light-duty plastic casters so your table can be on wheels. (You can wheel it out of the way when it's not in use.) Drill a hole in the bottom of each of the legs to accommodate the casters; then insert the casters with a drop of glue in each hole.

Paint the table a subdued color. Since it's going to be in your living room, at least part of the time, you'll want it to blend in with the color scheme and decor.

A corrugated cardboard carton with a cover lid, the type clothing stores are apt to have in their storerooms, can be used for the top. Affix the carton bottom to the table top with carpet tacks. The carton top is fitted in place but not tacked—it can be dropped down to cover the table top



at the end of an evening's work. Slit the front of the carton at its corners as shown above so it will lay flat when the table is in use. The carton can also be painted to improve its appearance.

Then install an auxiliary outlet on the side of the table with a line cord long enough to reach a wall outlet in the living room. This auxiliary outlet can be used to power your soldering iron and a desk lamp to light up the table. A No. 10 tin can attached to the side of the carton will hold your soldering iron and serve as a waste bucket.

-30-

the



**More about a popular test instrument
and what it can tell you about the vacuum tube**

PART 2 — Mutual Conductance and Other Tests

By G. H. HARRISON

ONCE a tube has passed its test for short-circuited elements (see "The Tube Tester," Part 1, in last month's issue), it's ready for a "quality" test. Most tube testers indicate quality on a large front-panel meter, which has sections of its face marked off to read "good," "bad," or "doubtful." But even though most testers look alike so far as the front panel is con-

cerned, the circuitry behind that panel divides them into two distinct types. One type measures cathode emission—simply the number of electrons the cathode can supply. The other measures the tube's amplifying ability or *mutual conductance*.

Emission and Open Elements. The simpler kind of tester—and hence the least expensive—is the emission tester. To test a tube, this instrument hooks the plate and all grids together, applies a positive voltage to them, and measures the current between the cathode and the paralleled elements. The amount of current is then compared with standards established for the particular tube under test.

Figure 1 shows a simplified version of the emission-testing circuit of the Paco Model T-60 tube tester. Although the d.c. applied to the plate is pulsating rather than steady, this makes no difference.

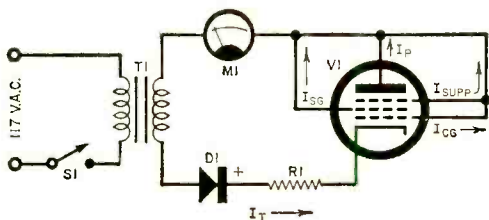


Fig. 1. Emission-testing circuit in Paco Model T-60 tester will also check for open tube elements.

Most emission testers, including the Paco T-60, can also check for open elements—grids, plates, etc., which have become dis-

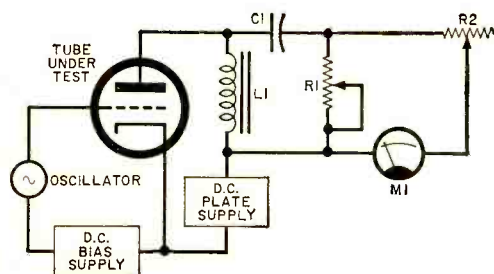


Fig. 2. Dynamic-conductance testing circuit in Heath Model TT-1 tester. Circuit approximates actual operating conditions, and tube is subjected to working test. Meter M1 measures output voltage.

connected from their pins. This test should be run immediately after the emission test just described.

To check for open elements, simply open the switches controlling the elements one at a time. When the control grid switch is opened, the current flowing through it will be interrupted and the meter will show a small drop in total current. The control-grid switch is then closed, and the screen switch opened, and so on, for each element. Although the amount of change in total current will vary from element to element, some drop should appear each time a switch is opened. If switching any element out of the circuit fails to bring about such a drop, chances are the element has become disconnected.

Mutual Conductance. Although the emission and open-element tests give an indication of the tube's general state of health, they do not really show how well a tube can do the job for which it was intended—namely, amplifying an electrical signal. Consequently, many testers are designed to measure mutual conductance, the effect of grid voltage on plate current under a given set of operating conditions.

Mutual conductance (G_m) can be measured simply by applying the proper voltages to the various tube elements—including the control grid—and reading the plate current. Some testers use this method. But such a test still does not check the tube as an amplifier under operating conditions. Therefore, other testers actually incorporate a small, self-contained signal generator for this purpose.

Such instruments—called *dynamic conductance testers*—apply the proper voltages to all tube elements, then inject an audio-frequency signal (usually around 5000 cps) into the tube's grid-circuit. The output voltage is then measured and compared against standards established for the particular tube under test. Figure 2 shows a simplified version of the Heath Model TT-1 dynamic-conductance testing circuit.

Checking for Leakage. Even the dynamic conductance test does not guarantee that a tube will operate properly in an actual circuit, particularly if the circuit involved is critical. For example, a high-resistance leakage path may have developed between two tube elements. Most conventional tube testers will not detect such leakage during the regular short-circuit test, unless the resistance of the path is relatively low—less than about 250,000 ohms, say. But in many circuits, a leakage path of more than 250,000 ohms can bring on a multitude of troubles.

Consequently, in addition to providing a regular short-circuit test, many modern test instruments can also check for inter-electrode resistances up to 20 megohms or more. Such a circuit is contained in the

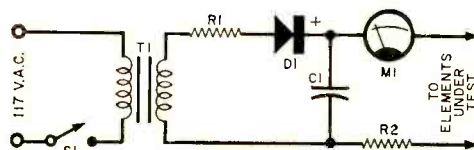


Fig. 3. Inter-electrode resistance measuring circuit in Heath TT-1 tester. Circuit functions as an ohmmeter to measure inter-electrode resistances to 20 megohms; external ohmmeter may be used instead.

Heath TT-1, and is shown in simplified form in Fig. 3. A switching arrangement allows the resistance to be measured between heater and cathode and between control grid, screen grid, suppressor, plate, and all other elements in turn. Sensitive inter-electrode testers are now also available as separate instruments for use by those who already have good tube testers which do not include such a circuit.

Some modern tube testers can even test transistors. The EICO Model 666, for example, has such provisions; Figure 4 (A) is a simplified diagram of its circuit for measuring emitter-to-collector leakage. Note that the emitter is grounded and no

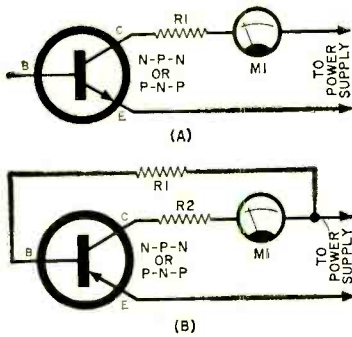


Fig. 4. Transistor-testing circuits in EICO Model 666 tester. Circuit (A) measures emitter-to-collector leakage; circuit (B) measures *beta*.

signal is applied to the base; current flow is determined by the temperature and resistivity of the semiconductor material. Most important, the current flow becomes quite large if there is contamination of the surface of the material, or if the transistor has been damaged by a short circuit.

In Fig. 4(B), a small current is put into the base through a 200,000-ohm resistor (*R1*) to permit the collector-to-base amplification factor (*beta*) to be measured. This can then be compared with the correct value of *beta* for any given transistor. The correct value, by the way, is given on a roll chart contained in the tester. Switching facilities are provided so that either *n-p-n* or *p-n-p* transistors can be tested.

"Life" Tests. Some instruments also have provisions for a so-called "life" test. Such a check indicates roughly how much longer a tube can be expected to operate properly. One such tester simply reduces the filament voltage by 15 or 20%.

If the filament is still very active, emitting far more electrons than necessary for normal operation, it will generally continue to emit enough electrons even at the reduced voltage to test "good" on the emission tester. On the other hand, if the cathode is emitting at its top capacity and just barely managing to keep the tube operating, chances are it is approaching the end of its useful life. In this case, when filament voltage is lowered, the indicator will probably drop into the "bad" region.


Other testers apply a different kind of life test: they abruptly shut off the filament voltage. If the cathode has a high emission capability, the emission indicator will drop slowly. If the tube's emitting

power is weak, the plate current will fall rapidly. Such life tests as these are only the roughest of indicators, but they can be profitably used by an experienced technician in judging whether a tube should be replaced or not.

"Quick" Testers. Although tube testers are generally considered to be time-saving instruments, there are conditions under which their use can be very time-consuming. With today's modern TV sets, for example, a serviceman may find himself with some 20 or more tubes to test on every service job. With a conventional tester, he must locate the tube type to be tested on the chart, set three or four knobs, eight or ten levers, plug the tube in, wait for it to warm up, test for shorts (manipulating more knobs, levers, or switches), then test for quality. Even an experienced technician cannot average much less than two minutes per tube.

To help shorten this time-consuming process, manufacturers have come up with at least three kinds of instruments which make the job of checking large numbers of tubes much faster, frequently cutting the time involved by 50% or more.


One type of "quick" tester—the general



"Quick" tester manufactured by Superior Instrument Co. has several sockets with pin connections permanently wired to reduce pre-test adjustments.

name applied to such instruments—is illustrated above. Instead of having to adjust many levers to connect the proper voltages to the tube's pins, you simply select the socket which *already* has the proper connections, permanently wired. Then plug in the tube, and start testing.

(Continued on page 119)



The World of BCB DX

**Beginning DX'ers
have the world at their fingertips—
right on the
broadcast band**

By **GLEN H. KIPPEL**, WØWPO, WPEØNA

WORLD-WIDE DX on the short-wave bands is an old story. Not so well known, but equally exciting for many, is DX on the standard broadcast band (BCB). With fall broadcast-band DX again approaching its peak, why not try *your* luck at it? Over-the-pole reception will be infrequent for a while, since we have just passed the "maximum" of a sunspot cycle. But reception from other areas will be strong, and there are loads of Latin-American stations to be heard nightly.

Equipment Needed. To start your adventure in BCB DX, all you need is a broadcast receiver and a *good* antenna. If you have a communications receiver, so much the better—such receivers are ideal for BCB DX'ing because of the generally superior circuitry and the variety of con-


DX BROADCAST

FREQ. (kc.)	CALL LETTERS	STATION NAME (Location) OR SLOGAN
540	XEWA	XEW (San Luis Potosi, Mexico)
550	HON31	Radio Aeropuerto (Panama City, Panama)
550	KMVI	(Wailuku, Hawaii)
550		R. Jamaica and Rediffusion (Galina, Jamaica)
560		Jamaica B/C Corp. (Kingston, Jamaica)
580		R. Jamaica and Rediffusion (Mandeville, Jamaica)
580	WKAQ	(San Juan, Puerto Rico)
590	KGMB	(Honolulu, Hawaii)
590	CMW	Reloj de Cuba (Havana, Cuba)
600	WAEL	(Mayaguez, Puerto Rico)
620	HI3T	La Voz Dominicana (Ciudad Trujillo, D.R.)
620		Jamaica B/C Corp. (Mandeville, Jamaica)
625	TIDCR	Voz de la Victor (San Jose, Costa Rica)
630	4QN	Australian B/C Comm. (Townsville, Australia)
630	CMQ	Radio Centro (Havana, Cuba)*
640	CMHQ	Radio Centro (Santa Clara, Cuba)
640	TGW	R. Nacional de Guatemala (Guatemala City, Guat.)
650	TIBAS	Radio Monumental (San Jose, Costa Rica)
650	KPOA	(Honolulu, Hawaii)
655	PJA-10	Voice of Aruba (Oranjestad, Aruba, DWI)
655	YSS	R. Nacional del Salvador (San Salvador, El. S.)
660	KFAR	(Fairbanks, Alaska)
660	2YC	(Wellington, New Zealand)
660	CMCU	R. Garcia Serra (Havana, Cuba)
660	XERPM	R. Programas de Mexico (Mexico City, Mexico)
670	JOBK	N.H.K. Network I (Osaka, Japan)
670	YVQB	Radio Sucre (Cumana, Venezuela)
674		Ici Radio Bretagne, Studio de Rennes (Rennes, France)
675	YND	Union Radio (Managua, Nicaragua)
680	WAPA	Voice of the Caribbean (San Juan, Puerto Rico)



STATIONS HEARD IN THE UNITED STATES

FREQ. (kc.)	CALL LETTERS	STATION NAME (Location) OR SLOGAN	FREQ. (kc.)	CALL LETTERS	STATION NAME (Location) OR SLOGAN
690	KULA	(Honolulu, Hawaii)	770	HJDK	Voz de Antioquia (Medellin, Colombia)
690	CMBC	Radio Progreso (Havana, Cuba)	775	TIWW	(San Jose, Costa Rica)
693	TIHB	Radio Reloj (San Jose, Costa Rica)	780	4YA	(Dunedin, New Zealand)
700		Jamaica B/C Corp. (Montego Bay, Jamaica)	780	YVOD	Ecos del Torbes (San Cristobal, Venezuela)
700	YVMH	Radio Popular (Maracaibo, Venezuela)	780	4VU	Radio Lumiere (Aux Cayes, Haiti)
710	WKJB	(Mayaguez, Puerto Rico)	782	CSB9	Radio Clube Portugues (Porto, Portugal)
710	HJCZ	Voz de Colombia (Bogota, Colombia)	790	4QG	(Brisbane, Australia)
715	HRTV	Union Radio Hondurena (Tegucigalpa, Honduras)	790	XERC	Radio Exitos (Mexico City, Mexico)
720	HJDC	Ecos de la Montana (Medellin, Colombia)	795	CMCH	Radio Cadena Havana (Havana, Cuba)
720		R. Jamaica and Redifusion (Kingston, Jamaica)	800	IYZ	(Rotorua, New Zealand)
720	CMHU	Modesto Radio (Cienfuegos, Cuba)	800		Radio Surinam (Paramaribo, Surinam)
730	KFQD	(Anchorage, Alaska)	800	CMKL	Radio Minuto Nacional (Santiago, Cuba)
730	VP4RD	Radio Trinidad (Port-of-Spain, Trinidad)	810	WKVM	(San Juan, Puerto Rico)
730	CMCA	Radio Mambi (Havana, Cuba)	810	TGTO	Radio Internacional (Guatemala City, Guat.)
730	XEX	XEQ (Leon, Mexico)	820	2GL	Australian B/C Comm. (Glen Innes, Australia)
738V	HJCU	Radio Tricolor (Bogota, Colombia)	820	HJED	Voz de Rio Cauca (Cali, Colombia)
740	CMKJ	Radio Centro (Holguin, Cuba)	825	YNOL	Ondas de Luz (Managua, Nicaragua)
750	JOIB	N.H.K. Network II (Sapporo, Japan)	830	CMBZ	Radio Salas (Havana, Cuba)
750		Jamaica B/C Corp. (Galina, Jamaica)	830	JOBB	N.H.K. Network II (Osaka, Japan)
750	HJAJ	Voz de Barranquilla (Barranquilla, Colombia)	830	TISS	Voz del Tropico (San Jose, Costa Rica)
750	YVKS	Radio Caracas (Caracas, Venezuela)	840	4RK	Australian B/C Comm. (Rockhampton, Australia)
750	YNX	Voz de Paz (Managua, Nicaragua)	840	HJKC	Emisora Nuevo Mundo (Bogota, Colombia)
751V	TIW	Radio City (San Jose, Costa Rica)	845	HROW	Radio Monserrat (Tegucigalpa, Honduras)
755	CSA3	Emisora Regional (Lisbon, Portugal)	850	CMKU	Radio Oriente (Santiago, Cuba)
760	CMCD	Radio Voz de la Hora (Havana, Cuba)	854	OAX4A	Radio Nacional del Peru (Lima, Peru)
760	KGU	(Honolulu, Hawaii)	855	TICS	Voz de America (San Jose, Costa Rica)
760	ZFY	Radio Demerara (Georgetown, Br. Guiana)	860	CMBL	Radio Aeropuerto (Havana, Cuba)
760	XEWB	XEW (Vera Cruz, Mexico)	860	XEMO	R. Ochocientos Sesenta (Tijuana, Mexico)
770	3LO	Australian B/C Comm. (Melbourne, Australia)	865	PJC2	Juliana Zender (Willemstad, Curacao, DWI)



DX BROADCAST STATIONS HEARD IN THE

FREQ. (kc.)	CALL LETTERS	STATION NAME (Location) OR SLOGAN	FREQ. (kc.)	CALL LETTERS	STATION NAME (Location) OR SLOGAN
865	HRUC	Radio Centro (Tegucigalpa, Honduras)	1000	XEOY	Radio Mil (Mexico City, Mexico)
870	2GB	2GB (Sydney, Australia)	1005	HRN	La Primera Emisora (Tegucigalpa, Honduras)
880	IYC	(Auckland, New Zealand)	1010	CMBQ	Radio Continental (Havana, Cuba)
880	JOPK	N.H.K. Network I (Shizuoka, Japan)	1010	PJC7-1	Radio Hoyer I (Willemstad, Curacao, DWI)
880	TGJ	Radio Nuevo Mundo (Guatemala City, Guat.)	1010	JONR	Asahi B/C Co. (Osaka, Japan)
882V	TILS	Radion (San Jose, Costa Rica)	1013V	HJAI	Radio Calamary (Barranquilla, Colombia)
887V	HRJN	R. Pinares de Honduras (Tegucigalpa, Honduras)	1015	YSC	Radio Mil Vienticinco (San Salvador, El S.)
890	HJCI	Voz de la Victor (Bogota, Colombia)	1020	TGUX	Radio Panamericana (Guatemala City, Guat.)
890	VRH3	(Lautoka, Fiji Islands)	1030	XEQR	Radio Centro (Mexico City, Mexico)
895	O BX4X	Radio el Sol (Lima, Peru)	1034	CSB2	Radio Clube Portugues (Paredo, Portugal)
900	4YC	(Dunedin, New Zealand)	1040	KHVH	(Honolulu, Hawaii)
900	KFRB	(Fairbanks, Alaska)	1040	4ZB	(Dunedin, New Zealand)
900	KMTH	A.F.R.T.S. (Midway Island)	1043		Radio DDR (Dresden, East Germany)
900	XEW	(Mexico City, Mexico)	1060	CMCX	Emisora Amiga (Havana, Cuba)
908		B.B.C. Home Service (Brookmans Park, Great Britain)	1070	IZB	(Auckland, New Zealand)
910	WPRP	Voz de Puerto Rico (Ponce, Puerto Rico)	1070	WMIA	(Arecibo, Puerto Rico)
910	CMCF	Union Radio (Santa Clara, Cuba)	1075	YSEB	Voz de Latino America (San Salvador, El S.)
914		Radio Surinam (Paramaribo, Surinam)	1080	HJAT	Radio Reloj (Barranquilla, Colombia)
915	HJCS	Radio Continental (Bogota, Colombia)	1088		B.B.C. Home Service (Droitwich, Great Britain)
920	TIRS	Radio Athenea (San Jose, Costa Rica)	1090	CX28	Radio Imparcial (Montevideo, Uruguay)
926		Ici Bruxelles, Radiodiffusion— Television Belge (Brussels, Belgium)	1097		Czeskoslovensky Rozhlas (Bratislava, Czech.)
930	HJAF	Emisora Fuentes (Cartagena, Colombia)	1110	XERCN	Radio Continental (Mexico City, Mexico)
935	YNW	Radio Mundial (Managua, Nicaragua)	1120	YVMF	Ondas del Lago (Maracaibo, Venezuela)
944		Ici Toulouse, Radiodiffusion— Television Francaise (Toulouse, France)	1150	XEJP	Radio Variedades (Mexico City, Mexico)
950	JOKR	Radio Tokyo (Tokyo, Japan)	1175	YSCB	Voz del Pacifico (Sonsonate, El Salvador)
950	LR3	Radio Belgrano (Buenos Aires, Argentina)	1175	TIQ	Radio Casino (Puerto Limon, Costa Rica)
950	CMBF	Onda Musical (Havana, Cuba)	1180		Voice of America (Naha, Okinawa, Ryukyu Islands)
965	YNLU	Radio Managua (Managua, Nicaragua)	1190	XEWK	XEW (Guadalajara, Mexico)
990	XECL	Radio Mexicali (Mexicali, Mexico)	1195	LR9	Radio Antartida (Buenos Aires, Argentina)
995V	YVOB	Voz del Tachira (San Cristobal, Venezuela)			



UNITED STATES

FREQ. (kc.)	CALL LETTERS	STATION NAME (Location) OR SLOGAN
1205		Ici Bordeaux, Radiodiffusion— Television Francaise (Bordeaux, France)
1214	HJEM	R. Difusora de Occidente (Cali, Colombia)
1220	XEB	(Mexico City, Mexico)
1223	SBV	Sverges Radio (Falun, Sweden)
1259	HJKN	R. Metropolitana (Bogota, Colombia)
1277		Ici Strasbourg, Radiodiffusion —Television Francaise (Strasbourg, France)
1286		Czeskoslovensky Rozhlas (Prague, Czechoslovakia)
1295		B.B.C. European Service (Norden-Osterloog, W. Germany)
1322		Radio Moscow (Leipzig, East Germany)
1370	JOKD	N.H.K. Network II (Kitami, Japan)
1376		Ici Radio Lillie, Radiodiffusion —Television Francaise (Lille, France)
1380	KPOI	(Honolulu, Hawaii)
1420	XEXX	(Tijuana, Mexico)
1439		Radio Luxembourg (Marnach, Luxembourg)
1440	XELZ	Radio Independiente (Mexico City, Mexico)
1457		B.B.C. Home Service (Clevedon, Great Britain)
1466	3AM2	Radio Monte Carlo (Monte Carlo, Monaco)
1470	XESM	(Mexico City, Mexico)
1480	JORF	Radio Kanto (Yokohama, Japan)
1490	CMOX	Radio Cubano (Havana, Cuba)
1500	XERH	(Mexico City, Mexico)
1540	ZNS	(Nassau, Bahamas)
1560	WENA	R. Metropolitana (Bayamon, Puerto Rico)
1570		N.W.R. (Flensburg, West Germany)
1578	CS85	Radio Porto (Porto, Portugal)
1578	LKF	Norsk Rikskringkasting (Fredrikstad, Norway)
1580	XEDM	Voz del Pacifico (Hermosillo, Mexico)
1586		N.W.R. (Oldenburg, West Germany)

trols found in these sets. You'll also find a tape recorder a big help with foreign-language broadcasts; by taping the broadcasts, you can decipher the station announcements one word at a time at your leisure.

You'll need a couple of other basic "tools" in addition to your electronic equipment. First of all, you'll need a certain amount of experience in identifying foreign stations, but you're probably already used to listening to foreign languages if you're an SWL. For BCB listening, you should be able to get by with a little Spanish for identifying Latin-American stations; a smattering of French will also be useful on occasion.



Another important "tool" is a list of foreign BCB stations. Foreign stations heard during the 1959-60 season by DX'ers in the United States and Canada are listed in the extensive table appearing on these pages. Only stations which have been heard during regularly scheduled broadcasts are included; and because of the great number of Mexican and Cuban stations, only a few of the more widely heard ones have been listed. A "V" after the frequency indicates that the station varies slightly in frequency.

When to Listen. Barring interference, Latin-American stations can be heard almost any time at night during their operating period, but European stations can seldom be heard later than 0300 EST. Trans-Pacific DX comes in only when interfering stations are off, and when ionospheric conditions are favorable.

In addition to the spring and fall "peaks," there are minor BCB DX peaks every June and December. During these lesser peaks, "twilight skip" conditions are in effect and you'll be able to tune in stations up to 1500 miles away. You'll find that a station several hundred miles away often has a signal that can override closer stations. A day or two later, the same station may be weak or inaudible, sometimes with another station taking its place. The best time to

(Continued on page 103)

Carrier Current Sentinel



By
MARTIN H. PATRICK

The Sentinel (above) feeds signal through power line to the pickup unit (coil on top of radio at left).

Low-cost pager uses a. c. power line for inter-station wiring

HERE'S a monitoring unit that can keep you in direct contact with other members of your family in various parts of your home. Plug the "Carrier-Current Sentinel" into a receptacle in one room, tune in a small radio in another, and you can keep tabs on calls from the nursery, garage, attic, basement, workshop, or anywhere else nearby.

The Sentinel uses a small PM speaker as a microphone and feeds a modulated r.f. carrier into the a.c. wiring. The signal is passed along the wiring to a pickup unit which plugs into an a.c. receptacle and

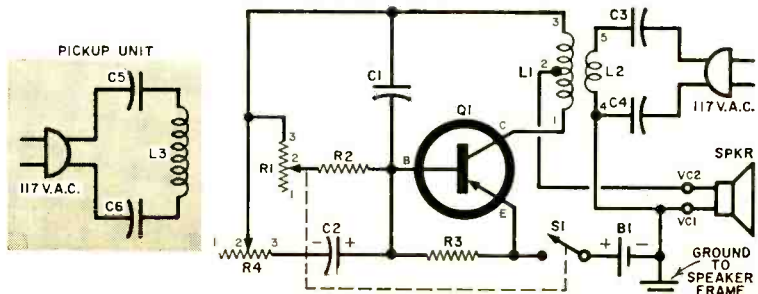
couples the r.f. signal from the power line to an ordinary AM radio.

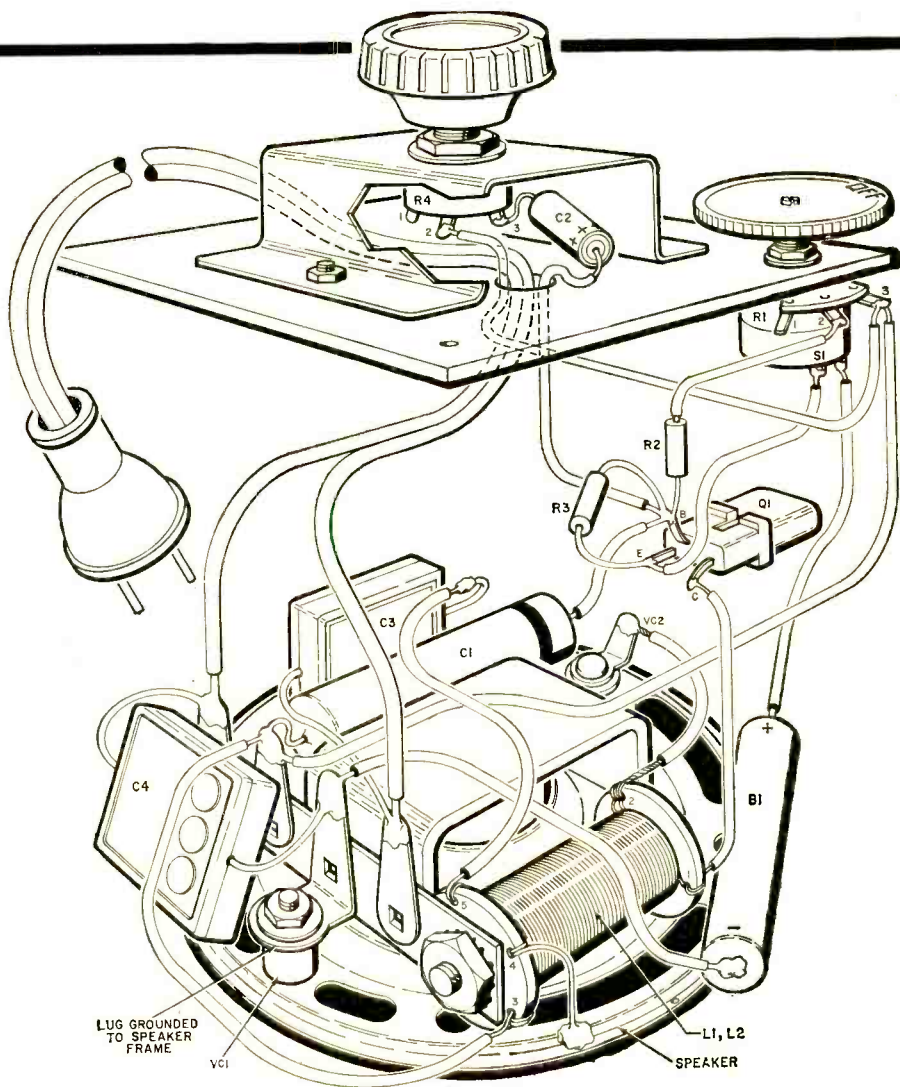
Despite the low power output of the Sentinel, the pickup unit enables even an inexpensive a.c.-d.c. radio to detect any signal the Sentinel will put out. Parts for both the Sentinel and the pickup unit should cost less than \$10.00.

Construction. Coils *L1* and *L2* for the Sentinel are close-wound on a No. 8 brass bolt 1 1/4" long; 3/4" fiber washers limit the winding space to 3/4".

Start *L1* by winding 300 turns of No. 25 enameled wire on the bolt, tagging the beginning of the winding terminal 1. When 300 turns have been wound, make a loop in the wire, label it terminal 2, and wind an additional 300 turns in the same direction. Label the end of the second 300-turn winding terminal 3, and you have completed *L1*. To hold the windings in place, pass the leads through holes in the fiber washers.

Schematic diagrams for Sentinel and pickup unit. Switch *S1* can be on either *R1* or *R4*.





PARTS LIST

- B1—1.5-volt penlight cell
 C1—0.1- μ t., 50-volt capacitor
 C2—50- μ t., 10-volt electrolytic capacitor
 C3, C4—.0015- μ t., 500-volt mica capacitor
 C5, C6—0.003- μ t., 500-volt mica capacitor (for pickup unit)
 L1—600 turns of #25 enamel-covered wire, center-tapped; scrambled-wound on 3/16" brass bolt, 1 1/4" long; length of coil, 3/4"
 L2—20 turns of #25 enamel-covered wire wound over L1
 L3—70 turns of #20 enamel-covered wire wound on broomstick handle (for pickup unit)
 Q1—2N1265 transistor (Sylvania) or equivalent
 R1—5000-ohm miniature potentiometer with switch S1 (Lafayette VC-27 or equivalent)
 R2—470-ohm, 1/2-watt resistor
 R3—10,000-ohm, 1/2-watt resistor
 R4—500,000-ohm miniature potentiometer (Lafayette VC-37 or equivalent)
 S1—S.p.s.t. switch (part of R1)
 Spkr.—Miniature permanent-magnet speaker
 Misc.—Line cords and plugs, fiber washers, wire, solder, etc.

Speaker frame serves as a support for most of Sentinel's components. In the model, voice-coil lug VCI was removed and replaced with a machine screw and spacer to hold a four-terminal mounting strip.

Coil L2 consists of 20 turns of No. 25 enameled wire wound on top of L1. Label its terminals 4 and 5 respectively, and pass them through additional holes in one of the fiber washers as shown above.

Wire the Sentinel as shown in the pictorial diagram, and be sure to use leads long enough so that the cover of the completed unit can be removed from time to time for battery replacement. When wired, the assembly can be placed inside a 3" x 3" x (Continued on page 110)

Going Mobile with CB

Installing a CB rig in your car is easier than you think. Here's how 12W1906 went about it

By **LELAND R. REEDER**, 12W1906

IF you're among the thousands about to join the growing ranks of mobile Citizens Band enthusiasts, you may have already purchased a transceiver made by one of the 35 or so manufacturers in the field. Although each manufacturer supplies installation instructions for his particular units, there are a number of general things to keep in mind when installing any CB rig.

The first problem, of course, is where to put the CB unit. Although the usual place for mounting such rigs is under the dashboard or back in the trunk, both of these locations have their disadvantages. Put the rig under the dashboard, and you're likely to need longer arms than you're presently equipped with. Mount the unit in the trunk, and you'll require some sort of remote control equipment. But there's another way to handle this problem.

Mounting Rack. The rack described here places the CB unit within easy reach of the driver, yet high enough off the floor so that the front seat doesn't interfere with the controls. The equipment shown is a Heath CB-1 Citizens Band transceiver with an external vibrator power supply, but the



rack can be altered to suit almost any equipment. Its total cost shouldn't exceed four dollars.

Standard flat and angle shapes of 1"-thick aluminum, available at most lumber and hardware dealers, are ideal materials for constructing the rack. The main frame pieces, including the side rails, end piece, and legs, are cut from $\frac{3}{4}$ " x $\frac{3}{4}$ " x $\frac{1}{8}$ " angle; the braces are $\frac{3}{4}$ "-wide strips. The aluminum is easily cut with a hacksaw and holes bored with hand- or power-driven twist drills. Use aluminum bolts and nuts in the assembly; lock washers are essential under each nut.

The dimensions shown in Fig. 1 will be found about right for most domestic cars, although the new compacts and most imports may require some adaptation. The frame is held together at one end by an angle spreader and at the other end by the case of the transceiver itself. Once the rack has been installed in the car, the unit will be free from any undue strain because the legs are attached to the underside of the dashboard.

The rack's front legs should be made to





Rack holds transceiver (above left) at convenient distance from driver; note antenna change-over switch and field strength meter on top of dash. Antenna bumper mount (right) is easy to install.


fit over the bulge in the floor board over the car's transmission. If desired, the legs can be attached to the floor with self-tapping screws, eliminating the front braces. Or, if a less rigid mounting is permissible, the front braces can be installed and the legs left free of any connection to the floor board. To complete the installation, bolt the rack to the underside of the dashboard.

Antenna System. With the rack mounted and the CB unit in place, the next step is wiring the transceiver—simply a matter of running one lead to the antenna and another to the car's battery. A good antenna system is all-important with these little five-watt rigs, and a 102" to 108" whip is about tops.

Although you can mount the antenna on a bumper or on the trunk lid or roof, you

may decide on a bumper mount in order to avoid drilling unnecessary holes in your car. The mount can be attached to the bumper with the base of the whip pointing out at about a 45° angle, as shown above. Bend the whip just above the bottom connector to bring the main portion of the whip back to the vertical position.

To run coaxial cable from antenna to transceiver, first drill a small hole through the rear wall of the trunk near the whip and install a rubber grommet in the hole. Feed the cable through the hole, across the luggage space, then down behind the rear seat and under the floor mats to a point near the transceiver. Use solder lugs on the ends of all wires to be connected to screw-type terminals and coax fittings and connectors on all cables carrying radio



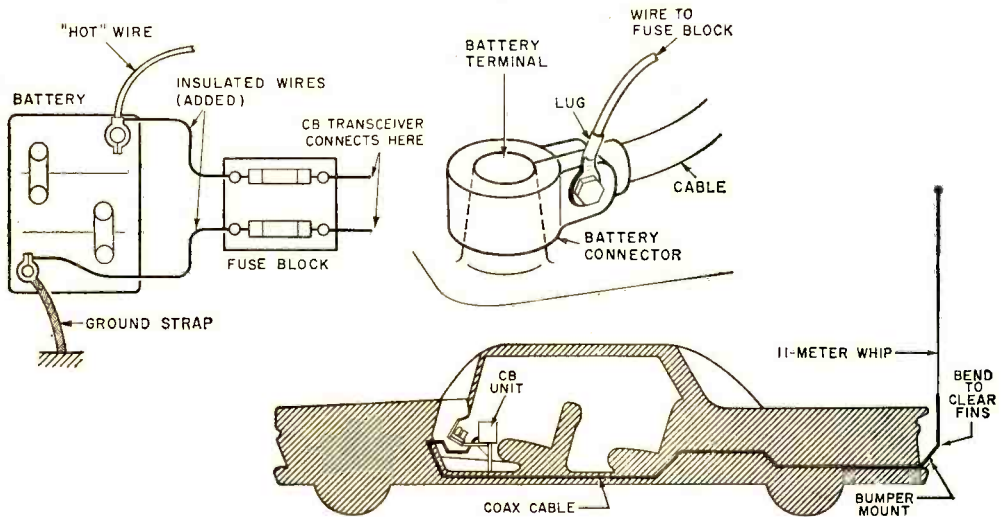


Fig. 2. Fuse block between battery and transceiver will protect the CB rig; one or two fuses can be used, depending on requirements. Use heavy insulated wire for all battery connections, and coaxial cable to connect the transceiver to the antenna.




Fig. 1. Mounting rack dimensions apply to the Heath CB-1 transceiver and a 1960 Chevrolet sedan, but the idea itself can be applied to any CB installation. Small unit at left is transceiver's vibrator-type power supply.

frequencies. For the installation shown, approximately 17 feet of 52-ohm coax between antenna and transceiver gives a satisfactory standing-wave ratio.

Power Supply. Battery voltage can be tapped off almost anywhere, but you'll save headaches by tapping it off at an added fuse block (see Fig. 2). It's a good idea to install a line connector in the hot wire from the battery to the power supply to permit

removing the transceiver for checking or repairs. It's also a good idea to have some kind of secret switch in the hot line to keep unauthorized persons from going on the air with your rig. Ground the rack, along with the transceiver, to the body of the car.

A field strength meter is desirable but not mandatory on mobile installations (see article beginning on page 69). If the antenna furnished with the FSM isn't long enough to insure good readings, try connecting the FSM to your auto radio antenna. A s.p.d.t. switch will permit switching back and forth from the auto radio to the meter; use standard cable connectors and plugs for wiring up the switch.

If you pay careful attention to both mounting and hooking up your mobile CB rig, troubles should be few and far between.




Build a **FIELD STRENGTH METER**

ARE you curious about the radiation pattern of your CB or ham antenna? Here's a simple field strength meter (FSM) that will give you an indication of relative field strength on either the 6- or 10-meter ham bands or the 11-meter Citizens Band.

This little instrument is nothing more than a tiny receiver which drives a meter instead of headphones. The meter lets you read the relative signal strength of your signal at various points near your transmitting antenna. Parts should cost less than \$10, and total construction time shouldn't exceed a few hours.

Construction. The unit should be housed in a 4¼" x 2¼" x 1½" (or larger) metal box; unshielded plastic boxes are not suitable since inductive pickup by the FSM's coil will give a false meter reading. Mount the r.f. portion of the FSM (capacitors C1 and C2, coil L1, jack J1, and diode D1) in the upper half of the box as shown. Insulate antenna jack J1 from the box with a fiber



Inexpensive device checks radiation pattern of your CB or ham antenna system

By **RUSSELL KELLER, K9CZO**

washer. Keep all leads in the r.f. portion short, and use a heat sink when soldering diode *D1* and transistor *Q1*.

A one- or three-band version of the FSM is possible, the only difference being in the choice of tuning capacitor *C1*. For a three-band model (the 6- and 10-meter ham bands and the Citizens Band), use a 75- μ f. unit (Hammarlund APC-75 or equivalent) for *C1*. If you want only a six-meter FSM, use a 25- μ f. unit (Hammarlund APC-25 or equivalent).

Coil *L1* consists of six turns of No. 18 enameled wire, $\frac{1}{2}$ " in diameter. Solder *L1* directly across the terminals of capacitor *C1* and solder the negative lead of diode *D1* to a tap $1\frac{1}{2}$ turns from the ground end of *L1*. Be sure to scrape the enamel from *L1* in the area of the tap before soldering *D1* in place. All other components except meter *M1* are also soldered in place by their leads.

A battery holder is not used since zero-signal current drain is only a few microamperes and penlight cell *B1* should last indefinitely. On-off switch *S1* can also be dispensed with if desired, but the antenna should be unplugged when the FSM is not in use.

Mount meter *M1* in the lower half of the box. For a more sensitive instrument, use a 500- μ a. or 100- μ a. meter instead of the 1-ma. unit specified; no circuit changes are needed for either of these meters. With one of the more sensitive meters in the circuit, you can operate the FSM with a shorter antenna and measure r.f. field strength at a greater distance from the transmitter.

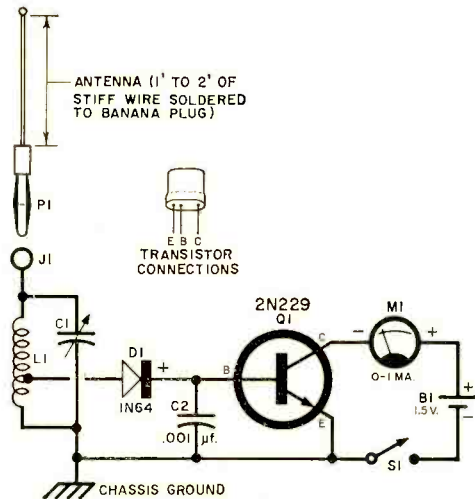
Make a short whip antenna, as shown, by soldering a 1' or 2' length of No. 12 or No. 14 busbar to a banana plug. Jack *J1* on the FSM is a banana jack and permits the antenna to be unplugged when the FSM is not in use.

Operation. You can use the FSM to check the radiation pattern around your antenna or to see if your transmitter is improperly shielded and radiating r.f. Before these checks can be made, however, the FSM must be tuned to the transmitter. Do this by inserting the FSM's whip antenna into *J1* and placing it near the transmitter. Then rig a temporary short-wire antenna to the transmitter, and tune up the transmitter. If yours is a CB rig, just switch to "transmit" and use a clear channel. In any case, keep all experiments down to a minimum so that already burdened Citizens

Band and ham frequencies are free of unnecessary interference.

Switch on the FSM and adjust capacitor *C1* to the transmitter frequency. The meter will show a sharp rise from the zero mark at the transmitter's frequency. Adjust *C1* for a maximum reading on the FSM. If the meter goes off scale, move the FSM further away from the transmitting antenna. At this point, you'll notice that the FSM pickup depends on its polarization with the transmitting antenna: maximum pickup results when the FSM antenna and the transmitting antenna are parallel to each other.

Once the FSM is tuned to the trans-



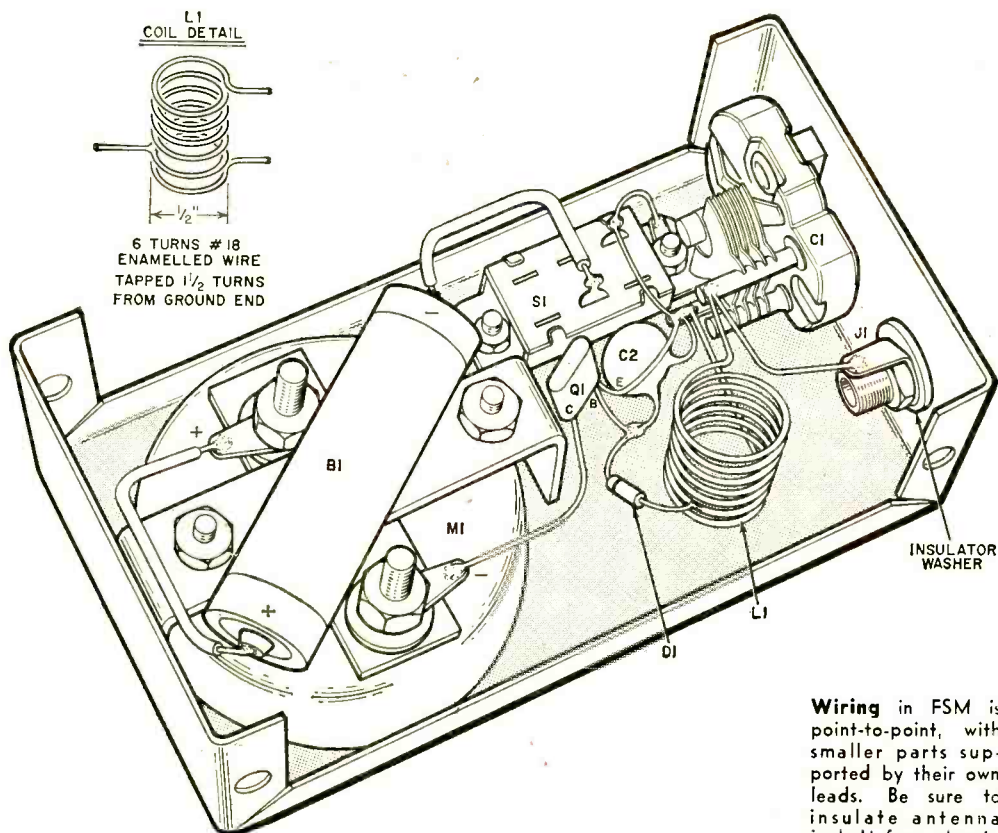
Schematic diagram of field strength meter. Exact values of *C1* and *M1* will depend on desired range and sensitivity of unit; switch *S1* can be omitted if antenna is unplugged whenever meter is not in use.

HOW IT WORKS

Operation of the FSM is similar to that of a receiver using a diode detector followed by a one-transistor amplifier. In this case, the transistor feeds a milliammeter rather than headphones.

When r.f. is picked up by the antenna, it is tuned by coil *L1* and variable capacitor *C1*. Diode *D1*, connected to a low-impedance tap on *L1*, rectifies the r.f. appearing across the *L1-C1* tuned circuit. The rectified signal is filtered by capacitor *C2* and fed to the base of transistor *Q1*, where it is amplified and fed to meter *M1*.


Serving as a visual indicator, *M1* measures the amplitude of the rectified signal, which is proportional to the r.f. field strength. Battery *B1* powers *Q1* through on-off switch *S1*.



Wiring in FSM is point-to-point, with smaller parts supported by their own leads. Be sure to insulate antenna jack J1 from chassis.

PARTS LIST

- B1—1.5-volt penlight cell
- C1—See text
- C2—.001- μ f. ceramic disc capacitor
- D1—1N64 diode
- J1—Banana jack
- L1—Six turns of #18 enameled wire, $\frac{1}{2}$ " in diameter (see text)
- M1—0-1 ma. meter (Lafayette TM-400 or equivalent—see text)
- P1—Banana plug
- Q1—2N229 transistor
- S1—S.p.s.t. slide switch (Lafayette SW-14 or equivalent)
- 1— $4\frac{1}{4}$ " x $2\frac{1}{4}$ " x $1\frac{1}{2}$ " box (Bud CU-2116 or equivalent)
- Misc.—Hardware, wire, solder, etc.



mitter, disconnect the temporary antenna and connect your regular transmitting antenna. If your transmitter and coaxial transmission line are properly shielded and grounded, you should get no reading on the FSM no matter how close to the transmitter or coax the FSM antenna is placed.

When this check has been made, go outside to your transmitting antenna and turn the FSM until its antenna parallels the transmitter's. Walk around the transmitting antenna with the FSM, taking care

to stay at least several wavelengths away from the antenna.

The r.f. field you detect should correspond with the type of antenna you have. If your antenna is directional, the r.f. field will be stronger in one location than in another; this is true of horizontal antennas. Vertical antennas, on the other hand, should exhibit a perfectly uniform field in a 360° sweep. Antennas with reflectors should be most effective on the side away from the reflector.

On the Citizens Band



By TOM KNEITEL, 2W1965

WE SPENT an afternoon with Harry Ashley, 2W3429, a few weeks ago. Harry, as you may know, is no ordinary CB'er—he happens to be the president of EICO; and EICO, just in case you live in a vacuum, is one of the country's top equipment manufacturers—for both kits and wired stuff.

The visit proved quite interesting. We had a chance to talk shop with Harry—and fiddle around with the EICO Model 762 CB transceiver which resides on top of his air-



craft-carrier-sized desk. (That's yours truly in the photo above, looking over the schematic of the 762.) All of the various EICO CB models, including the 762, have the unique feature of being the only kits available today with the complete final oscillator sealed up tight. This means, at long last, that you are free to "pull crystals" to change channels without breaking the law.

Harry, a member of the Five-Watt Wizards, incidentally, is quite active on the band—usually speaking to his home or factory—and sends his 73 to CB'ers throughout the country.

A supplement to International Crystal's 1960 Call Book is now available. It has just about as many calls in it as the main edition (the one issued in February) and costs

\$3.95. It's complete to June 30. Send your order and check to George Beyers, 10W-0306, International Crystal Manufacturing Co., 18 North Lee, Oklahoma City, Okla. Tell George we sent you and he'll rush your copy through.

The first CB group ever to do actual disaster work with the American Red Cross, according to Stanley Tsutsumi, 21W0304, is the "Citizen Banders Hawaii" Club. You will recall that there were a bunch of tidal waves thrown at "21-land" recently as a result of the 'quakes in Chile. Well, CBH dug in with more than 12 mobile units and did the CB fraternity proud.

Only a few weeks before the disaster, the Red Cross and the CBH had kicked around the idea of a system for handling disaster work. But the actual disaster hit so soon afterwards that the system wasn't even field-tested. Nice going, CBH!

If you have misgivings about leaving your CB rig in your mobile unit unguarded, here's a silent sentinel to keep watch. It's a very cleverly worded "stay away" sticker

This mobile radio transmitter is under the jurisdiction of the **FEDERAL COMMUNICATIONS COMMISSION**, Washington, D.C.

It is a Federal offense for unauthorized persons to tamper with radio equipment licensed by an agency of the **UNITED STATES GOVERNMENT**.

MEDDLERS will be **PROSECUTED** as the **LAW** provides.


for your windshield or dashboard. We doubt if a potential thief would even look twice at your rig after reading it.

The 3 $\frac{3}{8}$ " x 6 $\frac{7}{16}$ " sticker is made of anodized (etched) aluminum, with a layer of adhesive material on the back of it. The lettering is done in silver on a black background. It's available for \$1.25 through Mahler Research Co., P. O. Box 1159, New York 1, N. Y.

-30-

METERS

By **WEN GILMORE**




**First developed in 1888, the moving-coil mechanism
has held its own through the years as
our basic measuring device**

THE GREAT English scientist, Lord Kelvin, once said, "When you can *measure* what you are speaking about and express it in *numbers*, you know something about it." Following Lord Kelvin's line of thought, if we are to know something about electricity and electronic instruments, we must have rugged, convenient, accurate instruments able to measure a wide variety of voltages, currents, and resistances. The "meter" is such an instrument.

This most basic of all test instruments has actually not undergone a single change in fundamental theory or design since 1888. It was in that year—almost 20 years before the invention of the triode vacuum tube—that Edward Weston developed the device we now know as the Weston movement.

The Weston Movement. Figure 1(A) shows a single coil of wire suspended be-

tween the north and south poles of a magnet. Figure 1(B) is a cross section of this setup; the arrows indicate the direction of the magnetic lines of force. When current begins to flow in the wire, a magnetic field forms around it as shown by the small circles. This field opposes the field of the permanent magnet so that the coil is forced



to rotate as shown. Since the force generated by one turn is very weak, many turns are used in practical meters.

Figure 2 shows such a coil with a needle attached to it; the needle moves along a calibrated scale as the coil rotates. The distance the needle moves is proportional to the amount of current flowing. In other words, if 0.5 ma. generates a magnetic field powerful enough to deflect the needle to half scale, then 1 ma. will cause full-scale deflection. Figure 3 shows the actual construction of a Weston movement—the moving coil (A), a magnet and core (B), and the complete movement (C).

Only one aspect of the Weston movement has changed with succeeding years. (See Fig. 4). Development of better magnetic steels has allowed designers to make a more compact instrument by putting the magnet *inside* the moving coil; the iron shell around the coil completes the magnetic path.

Bear in mind that the Weston movement is a d.c. instrument. If a.c. is applied, the needle will try to follow each reversal of the current. But since it cannot move fast enough, it remains in one place and vibrates. But the Weston movement can measure a.c. currents with the addition of a simple rectifier. Figure 5 shows the basic full-wave circuit commonly used.

This ability of a Weston movement to respond to either a.c. or d.c. current—with the proper circuitry—makes possible one of the most useful test instruments in electronics: the multimeter. (See Fig. 6.) By adding a handful of resistors, rectifiers, and switches to the meter movement, we come up with a versatile instrument that can measure not only a.c. and d.c. current, but also voltage and resistance.

Measuring Current. Let's suppose we have a meter with a basic 1-ma. movement. This means that if 1 ma. of current flows through the coil, the needle will be deflected to its full-scale reading. But say we want to measure a current of 2 ma. We can do it by using a "shunt." To our British friends, this word means a railroad siding. In electronics, it also means a siding, but one for electrons rather than trains. In Fig. 7, the resistance of shunt R_{s1} is equal to the resistance of the meter (R_m). Thus, half the current (I_m) will flow through the meter, the other half (I_s) through the shunt, and the full-scale deflection of the needle represents 2 ma.

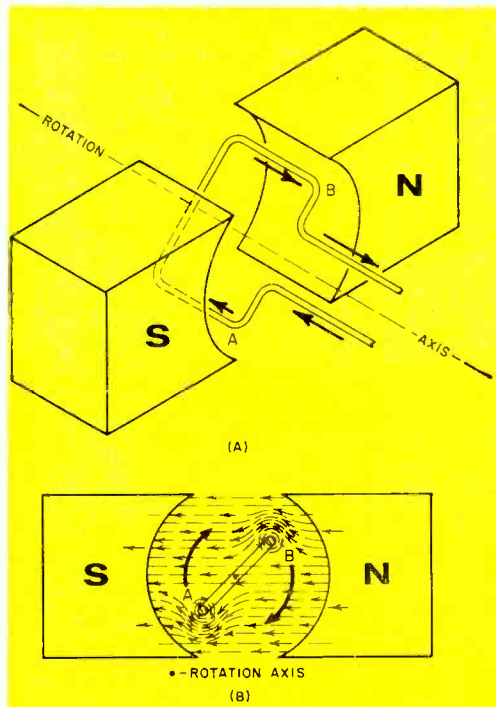


Fig. 1.

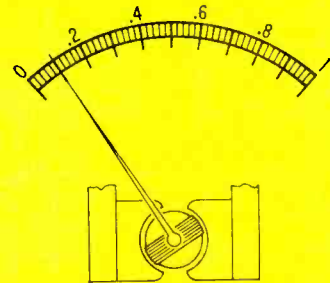


Fig. 2.

Shunts are easily calculated if we know the meter's internal resistance (R_m). In this case, let's say $R_m = 100$ ohms. Thus, R_{s1} in the example given would also be 100 ohms. If the shunt were 50 ohms (R_{s2}), twice as much current would flow through the shunt as through the meter. The meter would conduct only one-third the total current, and its full scale deflection would represent 3 ma. If the shunt were approximately 11 ohms (R_{s3}), nine times as much current would flow through the shunt as through the meter, or, conversely, one-

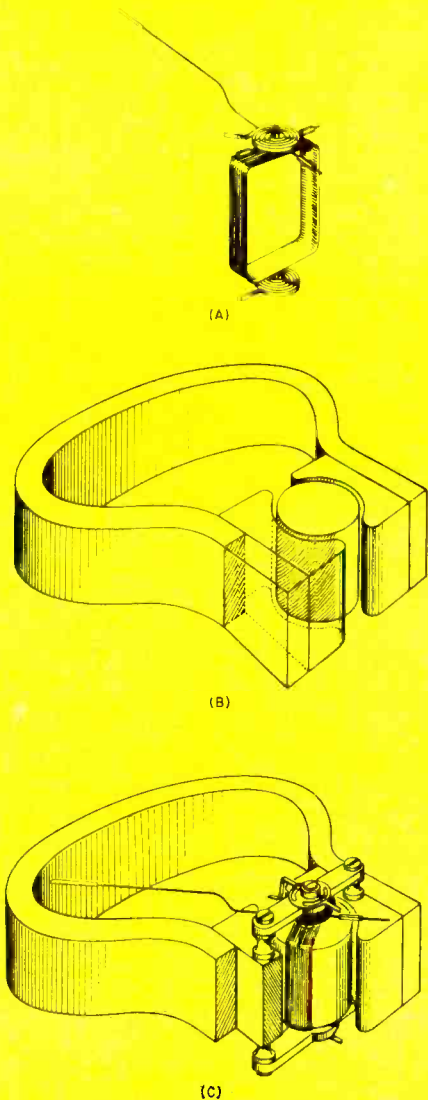


Fig. 3.

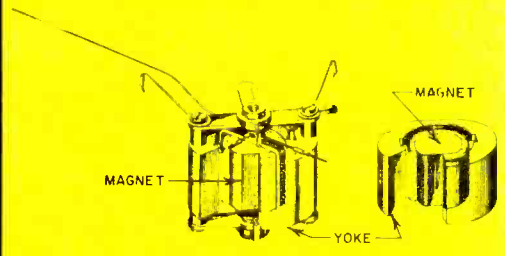


Fig. 4.

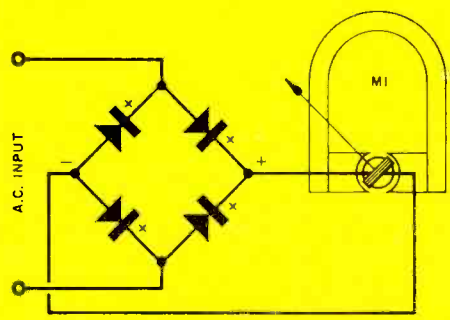


Fig. 5.



Fig. 6.

tenth the total would flow through the meter, and the full-scale sensitivity would be 10 ma.

Modern multimeters have a number of different shunts which can be switched into the circuit to give different current ranges. One typical meter on the market, for example, has scales of 1.5 ma., 15 ma., 150 ma., 500 ma., and 15 amperes. Incidentally, the shunting circuits work the same way in both a.c. and d.c. circuits; the only difference is that a rectifier must be in the circuit for the meter to read a.c.

Measuring Voltage. So far, we have considered only current measurements. But a meter can be connected to measure voltage as well. Let's take that same basic 1-ma., 100-ohm meter movement again and make a voltmeter out of it. By using Ohm's law, we can find the voltage which must be applied across the meter terminals to make a 1-ma. flow: $E = IR$; $E = .001 \times 100$; $E = .1$ volt.

If more than .1 volt appears across the terminals, more than 1 ma. will flow through the meter and damage or destroy

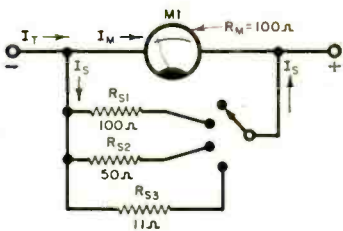


Fig. 7.

it. But suppose we want to measure 100 volts. Again, we apply Ohm's law to find out what resistance the meter would need for only 1 ma. to flow if 100 volts were applied: $R = E/I$; $R = 100/.001$; $R = 100,000$ ohms.

Since the basic movement is only 100 ohms, we simply add the 99,900 ohms to make up the total of 100,000 in series with

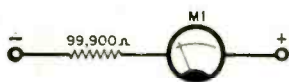


Fig. 8.

the movement as shown in Fig. 8. With various resistances switched into the circuit, one meter can measure a wide range of voltages. One typical commercial meter, for example, has ranges of 1.5 volts, 5 volts, 150 volts, 500 volts, 1500 volts, and 5000 volts. Again, both a.c. and d.c. voltage ranges can be measured by switching in the rectifier for alternating current.

Measuring Resistance. A basic meter movement can even be made to measure resistance, but this requires an additional circuit component—a battery. Let's take our 1-ma., 100-ohm meter movement and connect a 50-volt battery in series with one

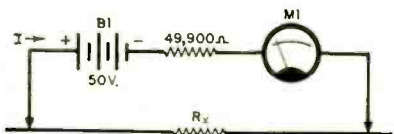


Fig. 9.

of the leads, as shown in Fig. 9. Again, Ohm's law comes into the picture. We know we have 50 volts in the circuit, and the meter movement must not conduct more

than 1 ma., so we can calculate the minimum resistance that must be included in the circuit to limit the current to a 1-ma. value: $R = E/I$; $R = 50/.001$; $R = 50,000$ ohms.

Since the meter already has an internal resistance of 100 ohms, we need add only the other 49,900 in series (R_1). Now if we short the two test leads together, 1 ma. of current will flow and the meter will read full scale. Any additional resistance introduced into the circuit will cause the meter to read somewhere between full scale and zero. A relatively low resistance (R_x) between the test leads, for example, would perhaps make the meter read nine-tenths full scale; a larger resistance would make it read half scale; with an infinite resistance, no current at all would flow.

Thus, we see that zero ohms appears on the right end of the scale, or opposite from the zero of the volt and ampere scales. Because of the inherent characteristics of the ohmmeter, the needle becomes more and more inaccurate as it approaches the left side of the scale. Therefore, technicians usually try to take resistance readings as near the center of the scale as possible, to obtain the most accurate readings. They do this by switching to various ranges, which, in turn, means switching batteries of different voltages into the circuit. In practice, also, a small variable resistor is usually included in the ohmmeter circuit to compensate for variations in battery strength. The knob controlling this resistor is usually labeled "Ohms Adjust" on the front panel of the multimeter.

Other Uses. The basic Weston movement can be incorporated into still other kinds of circuits containing vacuum tubes. These instruments have certain advantages over the conventional multimeter just described, and are particularly useful for some types of work. (See Test Instruments: The Vacuum-Tube Voltmeter; April, May, July, 1959, P.E.)

Except for certain kinds of vacuum-tube voltmeters, all multimeters have one great shortcoming: they can measure a.c. voltages at relatively low frequencies only—up to about 20,000 cps. But radio and television stations and other branches of communications must measure r.f. voltages and currents up to hundreds of megacycles. This is done with the help of the thermoelement—two tiny chunks of metal, frequently constantan and platinum, clamped

(Continued on page 104)

POPULAR ELECTRONICS

Goes to a CB Jamboree

Photos by
Tom Burnside
2W7722



The **Five-Watt Wizards** sponsored a CB Jamboree recently in Riverdale, N. J.; **POPULAR ELECTRONICS** was pleased to attend. Dealers and manufacturers also visited and helped make the Jamboree a roaring success.



Irv Megeff, 2W1377, "Mr. Essco," ponders one of the thousands of questions that were thrown at him by the more than 500 CB'ers who attended.



Michael Karp, 2W3811½, son of Sid (2W3811) and Marilyn (2W5554), says that "Ground planes can be fun, but a fella needs his nap."


Casey Confurius, 2W2182, was typical of the many exhibitors at the Jamboree. He demonstrated equipment, gave loads of free advice, shook hands with the boys, and made many friends for himself.



High-Intensity Hi-Fi

ONE of the world's most unique hi-fi systems is currently in use at the Wright-Patterson Air Force Base in Ohio. Mammoth among hi-fi installations, the system can generate undistorted sound throughout the full 11 octaves of normal audibility; output from the installation ranges from the threshold of hearing to intensities high enough to damage human ears. Developed by Stromberg-Carlson, the system will be used for studying the physiological effects of high-intensity sound.

The "business end" of the system is a huge assembly of loudspeakers—480 in all—mounted in 32 separate baffles for maximum flexibility in arrangement



and control. Each baffle contains three low-frequency "woofers" and 12 high-frequency "tweeters." All the transducers are specially designed to deliver high-fidelity sound for sustained periods at high power levels.

The system is controlled from a console which has four possible inputs—sine waves, electronic "white noise," tape recordings (jet engines, missiles, or other noise), or an external source. An adjustment on the preamplifiers establishes a specified line level, which is indicated on a meter. This fixed level is then fed into a mixer, where any of the four input sources can be mixed in any desired combination. The output from the mixer goes to a line amplifier which can also be adjusted to any specified output level.

From the line amplifier, the signal goes through a master attenuator, then into the main audio power equipment consisting of two pairs of audio amplifiers. One pair is for low-power use only, with each amplifier providing an output of 200 watts. The other pair—the real workhorses of the system—are true high-power amplifiers, each with an output of 7000 watts. Frequency response of the entire system is flat from 20 to 20,000 cps.

To avoid unintentional exposure of subjects to high-intensity sound, the control console incorporates a safety device which protects the ears of anyone within hearing range. This device makes it necessary for the operator to place the controls in the low-power position before energy can be supplied by the high-power amplifiers.



Short-Wave Report



By **HANK BENNETT**
W2PNA/WPE2FT

REPORTING TO POP'TRONICS

SOME of our newer POP'tronics reporters have asked exactly how they should report to us on the stations they log. They want to know what types of stations to report on, how long a listening period is required, when to submit their reports, and what information to include in them.

Reports can be sent in at any time. They should be written clearly on one side of the paper only—typewritten if possible, and preferably double-spaced. They should be confined to very recent loggings; reports on activities of a month or more previous are of little or no value. Station schedules may be submitted provided that they are up to date.

Any of the short-wave stations that you hear and can definitely identify may be covered. Items concerning other services (amateur, point-to-point, aero, police, FM, TV, etc.) should not be submitted as we rarely have space enough to include these categories. *Unusual* catches can be reported, however, and if space permits they will be printed. Nearly everyone is able to hear the powerhouse stations (London, Moscow, Prague, Sofia, etc.) but relatively few DX'ers try to dig in between the big stations for the more elu-

sive DX. The weaker stations are often the real news-makers!

Your reports should cover listening times of at least 30 minutes per station whenever possible. We receive hundreds of reports each month which appear to be based on only a momentary tuning of stations. Many of these are nearly worthless. The items used in this column are those which feature quality rather than quantity.

The following information should be included: station heard, (by call letters or slogan), location, frequency, dates and times heard (be sure to indicate your time zone—reports are always printed in EST),

POPULAR ELECTRONICS P. O. BOX 254, HADDONFIELD, N. J.		
SHORT-WAVE REPORT FROM:		
DATE <u>May 30, 1960</u>	(NAME) <u>David Bennett, W2PNA</u>	
	(STREET) <u>920 Diamond Rd.</u>	
	(CITY + STATE) <u>Richmond, B.C., Canada</u>	
ALL TIMES SHOWN ARE: <u>EST</u> (ZONE)		
FREQUENCY IN KHZ/MHZ	STATION NAME, SLOGAN OR CALL LETTERS AND LOCATION	PROGRAM DATA, TIMES HEARD, INTERVAL, SIGNALS, SCHEDULE, ETC.
11,850	R. Norway, Oslo	2320-0018 a/oft. Strong to weak signal. Announcements in Norwegian. Some Prog. station ID's. Accordion music and news in Norwegian.
9500	XEWW, La Vos de la America Latina Desde Mexico, Mexico City	0000-0033. Very good signal most nights. Pop music, frequent ID's in Spanish, news in Spanish on the half hour.
11,755	R. Nederland, Hilversum	
6070	CFPR-1B, Toronto	
6095	R. Difusora Sao Pa	

Please Publish the following Short-Wave information in POPULAR ELECTRONICS:
Date May 16, 1960

9700. Radio Sofia, Sofia, Bulgaria. Mailbag program
on Thursday and Sunday from 0100 to 0125 GMT. S/off
0130 GMT. Frequency then occupied by Radio Moscow.

Check here if more
cards are needed

Signal Em. Est.: WPE2AFA

15 kc.
15.

Reporting sheets and post cards are available from your Short-Wave Editor at no charge; just enclose a stamp with your request to defray cost of mailing.



James Howard, WPEØEW, of Kansas City, Mo., has heard 42 countries, 36 verified, with a Halli-crafters SX-99 receiver and a 30' long-wire antenna.



The listening post of Al Hovey, Jr., WPE9MS, in Bonduel, Wisconsin. Al also uses an SX-99 and a long-wire antenna which is 150' long, 40' high.

exact program details, languages used (if known), and signal and readability qualities. Let us know of any changes in frequencies and times.

Do not submit information you have found in other publications, as this data is likely to be obsolete. Transcripts of DX programs may be submitted, but the source of your tips should be indicated so that due credit can be given.

Although reports can be submitted at any time, try to mail them so they will reach your Short-Wave Editor by the eighth of each month. All reports should be sent to P. O. Box 254, Haddonfield, N. J.


And remember, you are competing with hundreds of other DX'ers. Space does not permit us to use every good report we receive each month, so don't be disappointed if we don't always print your material.

If you haven't yet registered for your Monitor Certificate and call letters, fill out the form below and mail it to: Monitor Registration, POPULAR ELECTRONICS, One Park Ave., New York 16, N. Y. Please include a dime to help cover handling costs, and a stamped, self-addressed business envelope (two IRC coupons if you live outside the United States).

(Continued on page 120)

Short-Wave Monitor Registration

(Please Print)	
Name	
Address	City
	State
Receiver	Make
	Model
	Make
	Model
Principal SW Bands Monitored	Number of QSL Cards Received
Type of Antenna Used	
Signature	Date



Across the Ham Bands

By
HERB S. BRIER
W9EGQ

ANTENNA MATCHING

NOW that fall—and its promise of improved radio conditions—is fast approaching, it's time to make sure your antenna system is working at full efficiency. One way to do this is to see that your transmitter and antenna system are properly matched.

Modern ham transmitters are almost always designed to work into 52- to 75-ohm loads. And they work most efficiently when they feed an antenna system of the same impedance. In fact, the output circuit components of some well-known transmitters are not guaranteed by the manufacturers if the mismatch between the transmitter and

the antenna system exceeds 2:1. Proper matching involves more than just connecting a 52- or 75-ohm coaxial cable between your transmitter and antenna, too. The coax must also be properly matched to the antenna; otherwise, it simply transfers the mismatch back to the transmitter.

For single-band operation, a doublet antenna cut for your favorite frequency and fed in the center with 75-ohm coaxial cable will usually operate within $\pm 2\%$ of its design frequency before the mismatch goes above 2:1. Multi-band antennas usually work quite well on the bands for which they are designed, but they may develop transmission line mismatches of 5:1 or more on some frequencies. Incidentally, if you're looking for a single all-band an-

Ham of the Month

When Earle, W4FZ, fires up his ham transmitter for a code session on the air, "The Brass" is really "pounding the brass." For Earle is "High Brass" indeed. He is Earle F. Cook, Major General, Deputy Chief Signal Officer, U. S. Army. And radio operators have been "pounding brass" since about 1910, when they actually pounded huge brass keys to set off old-time spark transmitters.

Earle has been an avid ham since 1926, the year before he went to West Point. He first got on the air as 8BVX in Cleveland, Ohio. In all, he has held no less than ten ham calls, including K5AK, Panama Canal Zone; D4AFR, Germany; and KH6AAX, Hawaii. Since 1958, he has operated as W4FZ in Arlington, Va.

Fifteen meters is the General's favorite band. His duties prevent him from getting on the air as much as he would like, but he tries to make a contact or two every day, often early in the morning before he heads for the Pentagon. Imagine the surprise of some of the army operators when they discover that "Earle," whom they have been addressing so familiarly as W4FZ, is a real general and deputy chief signal officer to boot!



tenna, you'll find a good one for the 3.5- to 29.7-mc. range on page 144 of POPULAR ELECTRONICS, October, 1959.

Fortunately, with any practical antenna, you can use an antenna coupler to obtain a near-perfect match between your transmitter and your antenna system. Construction data on two practical antenna couplers are given in the October 1959 (page 97) and in the December 1959 issue (page 133) of POPULAR ELECTRONICS.

How can you tell if your antenna system is properly matched? A standing-wave

meter set to its lowest direct current range as the indicating meter. Or you can use any available d.c. meter with a full-scale sensitivity of 1 ma. or better.

Construction. Mount coaxial connectors *J1* and *J2* on one end of the 4" x 2¼" x 2¼" aluminum box (Bud CU3003A or equivalent), and mount potentiometer *R2*, switch *S1*, and tip jacks *J3* and *J4* on the front of the box. If your box is painted, scrape the paint from around the mounting holes for *J1*, *J2*, and *J3* for good electrical contact. However, insulate *J4* from the



Mike Gilmore, K7CLO, 528 Daley Ave., Layton, Utah, (right) worked WAS as a Novice. Now a General, Mike is an avid DX fan and has been the first Utah contact for many hams, both in the United States and abroad.

ratio (SWR) bridge is the answer. It analyzes the r.f. currents flowing at any point in a transmission line and indicates the quality of the match on a calibrated meter. Build the one described below and see how useful it will be in helping you keep your antenna system at peak efficiency.

SWR BRIDGE

The standing-wave ratio bridge shown here is simple to build and to operate. On frequencies up to 30 mc. and at power levels up to 1 kw., it compares favorably with topnotch SWR bridges now on the market.

This bridge is designed to be connected permanently in the nominal 52-ohm or 75-ohm coaxial feedline of your antenna system. For economy, you can use your multi-




Tony Bodo, KN9UEN, 4725 Pennsylvania St., Gary, Ind., (left) recently started his hitch with the Army. As a Novice, Tony built up an impressive log of some 30 states, including Hawaii on 7198 kc.

case with extruded fiber washers. Mount potentiometer *R1* behind *S1* on a small aluminum bracket, after removing the pot's metal shell to reduce possible capacitance effects to a minimum.

The most difficult part of the bridge to construct is the coaxial-cable bridge element. It is made from a length of coaxial cable which has an additional wire passed between the cable's braided shield and the inner polyethylene insulation around the center conductor.

To make a 52-ohm, 500-watt element, strip the outside vinyl coating from a 16" length of RG-58/U coaxial cable. To make

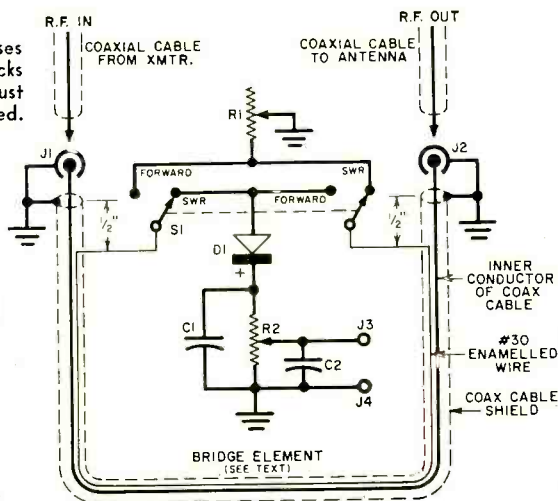
Standing-wave ratio bridge uses external 0-1 ma. meter across jacks J3 and J4. Potentiometer R1 must be a composition unit as specified.



a 75-ohm, 500-watt element, use RG-59/U cable. If you want a 1-kilowatt element, substitute a 10" length of RG-8/U for a 52-ohm system or RG-11/U for a 75-ohm system.

Make a small hole in the cable's shield braid a half inch from each end of the cable. Then thread a length of No. 30 enameled wire in one hole, under the braid, and out the other hole. This operation can be made simpler if you carefully slide the braid off the insulated inner conductor and then replace it after the wire is threaded through the braid. Be careful not to scrape the enamel off the No. 30 wire where it comes in contact with the braid.

Wind the completed bridge element in a 1½-turn loop if you are using RG-58/U or RG-59/U coax. With RG-8/U or RG-11/U, wind the coax in a single-turn loop. Connect the ends of the element's inner conductor to jacks J1 and J2, and ground the braid to solder lugs under the jack's mounting screws. Solder the bottom loop of the bridge element braid to a lug at the bottom of the box to keep the element from flopping around. These connections should be made quickly to avoid melting the inner polyethylene insulation.



PARTS LIST


- C1, C2—.005- μ f. ceramic disc capacitor
- D1—1N34A diode (or equivalent)
- J1, J2—Coaxial connector (Amphenol 83-1R or equivalent)
- J3, J4—Phone tip jack
- R1—250-ohm potentiometer, composition element (Centralab AB-2 or equivalent)
- R2—25,000-ohm potentiometer
- S1—D.p.d.t. rotary waver switch (Centralab 1462 or equivalent)
- 1—Length of RG-58/U, RG-59/U, RG-8/U, or RG-11/U coaxial cable (see text)
- 1—4" x 2¼" x 2¼" aluminum box (Bud CU3003A or equivalent)

Next, connect the ends of the No. 30 wire to the center terminals of S1, keeping the leads short. Join together the two top terminals of S1 with a wire jumper, and connect the center of the wire to one end terminal of potentiometer R1. Ground R1's center terminal; the remaining terminal on R1 isn't used.

Join together the remaining two terminals of switch S1 with another jumper and connect diode D1 from the center of the jumper to the left terminal of R2; grasp the leads of the diode with a pair of long-nose pliers when soldering it to prevent heat damage. Now connect the center terminal of R2 to J3 and ground R2's remaining terminal. Bypass the two ungrounded terminals of R2 with .005- μ f. ceramic disc capacitors. Finally, connect a short jumper from J4 to R2's grounded terminal.

Calibration. To calibrate the bridge, connect a 52-ohm dummy load to J2. Plans for a 40-watt load are given on page 53 of

(Continued on page 113)



Transistor Topics

By LOU GARNER

SOME TIME AGO we asked for suggestions on a good "handle" for transistor experimenters—something comparable to *ham* for amateur radio operators, *SWL* for short-wave listeners, or *audiophile* for high-fidelity enthusiasts. A flood of names came in—typical ones included *transibug*, *transifan*, *semiphile*, *tram* (cross between transistor and ham) and *tex* (short for transistor experimenter). None really rang the bell, though.

Now we have a new name to consider. Reader Arthur F. Miles (1324 30th St., San Diego 2, Calif.) suggests that we call ourselves *semicon-men*, or perhaps *semicons* for short. Sounds good, but it might be misinterpreted by the lay public. After all, a semicon-man could be a part-time con-man—or worse yet, a convict on parole!

While we're on the subject of new names, have you noticed the tendency on the part of individual transistor manufacturers to coin words and letter symbols to identify their particular construction techniques? In case you find these a little confusing, here's a quick run-down on the more popular designations and their meanings.

SB—Surface-Barrier. A type of construction developed by Philco's Lansdale Tube Company in which the base electrode is thinly etched.

SBDT—Surface-Barrier Diffused Type. Similar to the SB type, but with the emitter and collector electrode materials diffused into the base alloy.

MADT—Micro-Alloy Diffused Type. An-

other Philco technique for manufacturing high-frequency transistors using diffusion methods.

MESA—A name, not a letter combination, referring to transistors manufactured under a technique which etches a microscopic table or "mesa" into the semiconductor alloy.

PADT—Post Alloy Diffusion Technique. A manufacturing technique developed by Amperex that combines features of alloy and diffusion processes—it's used in the manufacture of very-high-frequency transistor types.

PC—Point-Contact. A symbol which refers to the now virtually obsolete point-contact transistor.

Readers' Circuits. Although summer is pretty much over, there are still lots of warm, bright days left. And there'll be

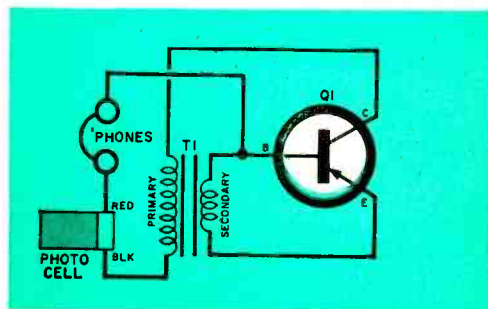


Fig. 1. This audio oscillator, submitted by reader Steven Brattman, works as long as the sun shines. It's a good code-practice unit for out-of-door use.

many more pleasant nights for sitting by the patio barbecue or camp fireside. So this month we're featuring another pair of interesting circuits designed primarily for out-of-doors use.

The circuit in Fig. 1, which was submitted by reader Steven Ronald Brattman (1664 S. Crescent Heights Blvd., Los An-

geles 35, Calif.), can be used for assembling a code-practice oscillator or a tone source. Basically, it is a self-contained audio oscillator powered by a "battery" with an almost infinite life—as long as the sun shines!

A single *p-n-p* transistor is used as a "tickler-feedback" audio oscillator. Audio transformer *T1* has a dual function: it provides the feedback needed to start and sustain oscillation, and it matches the relatively high impedance of the collector-emitter circuit to the low-impedance base-emitter

of the three-transistor phonograph amplifier shown in Fig. 2. This battery-powered instrument should be just right for music under the stars on pleasant fall nights. Although at first glance Dick's circuit appears to be a common design, it really isn't—he's come up with several noteworthy innovations.

In all three stages, *p-n-p* transistors are used in the common-emitter arrangement. The input signal, obtained from a high-output crystal pickup, is applied through *Gain*

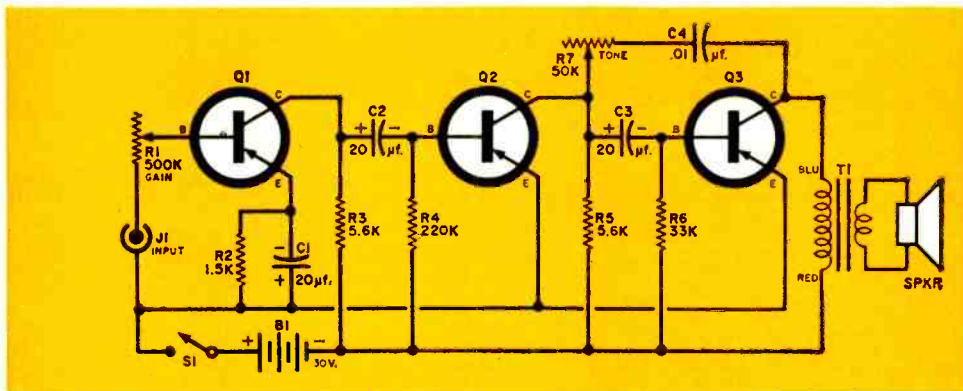


Fig. 2. Battery-powered phono amplifier developed by reader Richard A. Mauro is somewhat unconventional in design but should present no problems to the experienced builder.

circuit. Operating power is supplied by a small, self-generating photocell.

All components are standard and readily available through regular parts outlets. Transformer *T1* is a UTC Type SO-3 "sub-ouncer" (10,000- to 25,000-ohm primary, 200- to 500-ohm secondary) or equivalent. Transistor *Q1* is a G.E. Type 2N107, but similar *p-n-p* units (CK722, GT-222, 2N109 or 2N1265) should work as well. An International Rectifier Type B2M sun battery serves as a power source, and standard 2000-ohm magnetic headphones are used.

Neither layout nor lead dress is critical. You can assemble the unit in a plastic or metal case, or even on a fiber breadboard if you wish—just make sure the sensitive surface of the photocell is exposed. For code-practice use, a standard handkey can be inserted in either the *black* or *red* photocell lead. If the device refuses to oscillate, reverse *either* the primary or secondary transformer leads (not both). Best results are obtained, of course, in full sunlight.

Reader Richard A. Mauro (2326 Powell Ave., Bronx 62, N. Y.) submitted the circuit

control *R1* to *Q1*. Resistor *R1* is used as a *rheostat* rather than as a conventional potentiometer, with control achieved by means of a voltage division between *R1* and *Q1*'s base-emitter impedance.

The amplified signal appearing across *Q1*'s collector-load resistor, *R3*, is coupled through capacitor *C2* to *Q2*. After amplification in the second stage, the audio signal appearing across *Q2*'s collector load, *R5*, is coupled through *C3* to the power amplifier, *Q3*. Transistor *Q2*'s base bias is provided through *R4*, *Q3*'s through *R6*. An adjustable inverse-feedback network, *C4-R7*, serves as a *Tone* control. The output from *Q3* is coupled to the PM loudspeaker by impedance-matching transformer *T1*. Operating power, supplied by conventional dry batteries, is controlled by s.p.s.t. switch *S1*.

The volume-control arrangement, of course, is rather unique. Other innovations include a *power* transistor with a resistive load in the second stage (*Q2*), and a relatively high power-supply voltage—Dick suggests using a 22½- to 30-volt battery. The battery voltage actually exceeds the

maximum ratings of the transistors, but the comparatively large load and bias resistors serve to limit the electrode-to-electrode voltage applied to each transistor to safe limits.

As in the previous circuit, standard components are used. Capacitors $C1$, $C2$, and $C3$ are 50-volt electrolytics; $C4$ is a 200-volt tubular paper capacitor. Resistor $R2$ is a 1/2-watt unit, and all the other resistors—

lead dress is especially critical, as long as good practice is followed. The only real problem you may encounter is that of providing a suitable phonograph motor and turntable; a standard low-voltage d.c. motor can be used, or you can adapt a surplus spring-wound phonograph if you prefer.

For Hams and SWL's. Primarily designed for hams, a transistorized crystal-calibrator kit recently introduced by the Heath Company (Benton Harbor, Mich.) should be equally appealing to SWL's wishing to check the calibration of their short-wave receivers. Battery-powered, the HD-20 is adjusted against a standard frequency source (such as WWV at 2.5, 5, or 10 mc.) and provides accurate "check-points" at 100-kc. intervals from 100 kc. to approximately 54 mc. It measures only 2 1/2" wide by 4 1/2" high by 2 3/4" deep, and will give up to six months intermittent service on its self-contained battery.

As shown in Fig. 3, an r.f. type $p-n-p$ transistor, $Q1$, is used in the common-emitter arrangement as a modified Hartley oscillator. Tank circuit $L1-C3$ serves as $Q1$'s collector load, with a tap on $L1$ providing the feedback needed to start and maintain oscillation. The frequency of oscillation is controlled by a special quartz crystal ($Xtal$) in the feedback path. Base bias is supplied through resistor $R1$, with operating power obtained from a single 9-volt battery, $B1$, controlled by s.p.s.t. rotary switch $S1$. Feedback trimmer capacitor $C1$, shunted by a small fixed capacitor, $C2$, provides a fine adjustment over the operating frequency. The 100-kc. output signal, rich in harmonics, is obtained through blocking capacitor $C4$ from jack $J1$.

In operation, the 100-kc. signal and its harmonics are "beat" against a receiver's internal BFO or known stations to establish calibration points at 100-kc. intervals across each tuning band. This enables the receiver operator to check dial tracking and possible misalignment. The instrument is also useful for checking the calibration of various laboratory units, such as signal generators, monitor receivers, tuned signal tracers, and so on.

Help Wanted! Reader David H. Knight, 35 Cornelius Parkway, Toronto 15, Ont., Canada, would like to hear from other readers interested in *electronic music*. Specifically, he's looking for a simple one—
(Continued on page 111)

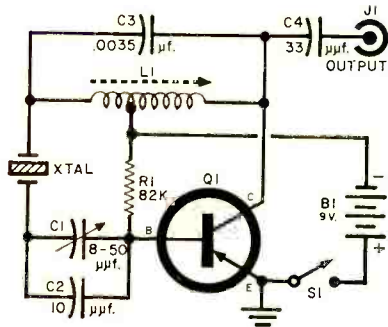



Fig. 3. Circuit of Heath Company's Type HD-20 crystal-controlled calibration kit. Device will check frequencies from 100 kc. to 54 mc.



except for the two controls—are 1-watt units. Transistor $Q1$ is a G.E. Type 2N107; $Q2$ and $Q3$ are CBS Type 2N256 or Motorola Type 2N554. Transformer $T1$ is a low-cost vacuum-tube output transformer (1500-ohm primary, 3.2-ohm secondary), and any toggle, slide or rotary switch will serve for $S1$. Operating power can be obtained from any combination of batteries supplying up to 30 volts at moderate currents; for long life, use a pair of Burgess TW2 12-volt batteries in series.

In spite of Dick's somewhat unusual circuitry, the construction of this amplifier should be a straightforward operation for the average hobbyist. Neither layout nor

“Zero-five-seven...you are fifty feet above glide path... increase your rate of descent... you are now on course, on glide path...over touchdown point...take over visually for landing and contact tower.”



YOU MAY HANDLE A SITUATION LIKE THIS...

If you measure up to the Aerospace Team

The man in command of this situation is an Air Force Ground Control Approach Radar Technician. And those “blips” on the glide paths of his radar screen represent an aircraft coming down blind through bad weather. This is the kind of man whose dependable skill and calm judgement make him a key member of the Aerospace Team...he is the kind of man who can meet the qualifications of the U. S. Air Force.

Are you that man? As a trained and ex-

perienced Air Force technician, you will have an opportunity to build a career for yourself in the Aerospace Age—the age of air and space travel. Such a career offers you valuable training and education, steady advancement and an assured future.

If you are the kind of young man who could learn to handle situations of increasing responsibilities, we of the Air Force would like to talk to you. If you are interested, just clip and mail this coupon.

U.S. AIR FORCE

There's a place for tomorrow's leaders on the Aerospace Team

PASTE COUPON ON POSTCARD AND MAIL TO:


Airman Information, Dept. MP09, Bcx 7608, Washington 4, D. C.

Please send me more information on my opportunities in the U.S. Air Force. I am between the ages of 17-34 and reside in U.S.A. or possessions.

Name _____

Address _____

City _____ Zone _____ County _____ State _____



By
JOHN T. FRYE
W9EGV

Carl and Jerry

Tick-Tach-Dough

BOY, that uncle of yours sure comes through with some neat presents," Carl said enviously, as he drove slowly along the river road not far from town. He shot a quick sideways glance at the ultra-compact portable tape recorder Jerry was holding on the seat beside him. "You say that thing weighs less than five pounds, and yet will do anything a big recorder will do? Why, it's no bigger than our English lit book!"

"Well, now, I didn't put it quite that way," Jerry demurred. "It's not a hi-fi job, but it's plenty good enough for voice recording and will record for a full hour at 1½ inches per second. Because it's transistorized, it's easy on the self-contained batteries.

"But let's get on with our test," he continued. "This shielded lead from the microphone jack is connected to the tachometer, and the tachometer is connected to a spark plug. That means that every time the spark plug fires, it puts a tick of sound on the tape. We'll drive the car at different speeds with different loads on the engine, and then we'll take the recorder back to the lab. When we play the tape into our 'scope, we'll be able to see if the pulse-amplitudes fed into the meter-indicating circuit of the tachometer stay the same at all engine speeds and loads as they should."

As he finished speaking, he switched on the recorder, placed it in the glove compartment, and closed the door. At this exact instant, Carl abruptly swerved the car off the road, braked to a stop, cut the engine, and jumped out. "Come on!" he shouted. "Let's catch that baby coon!"

Jerry was right behind him. The two

boys dashed into the thick bushes growing beside the road in hot pursuit of the cute little masked, ring-tailed animal that had scurried across the road in front of their car. But Mr. Coon was no easy catch. Every time they stopped, the boys could hear him scurrying through the dry leaves. A couple of times they actually caught glimpses of him as he lured them deeper and deeper into the thick underbrush. But



finally they lost him—or he lost them—altogether. They gave up and started back toward the road.

"Oh, well," Carl sour-graped as he ruefully inspected a shirt sleeve ripped on a thorn bush, "we couldn't have kept him anyway without a special permit. Say . . . where's our car?"

It was gone! Parked near where they had left it was an empty, later-model car with the motor still running. As the puzzled boys stood by, bewildered, a state police car with its red roof-light flashing rounded a curve and screeched to a halt. Three armed men burst from its doors and trained

(Continued on page 94)

YOUR KEY TO A TOP-PAYING POSITION IN ELECTRONICS!

Choose a career in **ELECTRONICS**! It's wide open...with interesting jobs for engineers, technicians, technical writers. And the all-new 1961 edition of **JOBS AND CAREERS IN ELECTRONICS** is your perfect guide to this big, exciting field!

Five Giant Sections Covering: **OPPORTUNITIES IN ELECTRONICS**

Where are the jobs in electronics today? This section pinpoints the best areas in the country in which to look for a job... gives you a comprehensive list of companies on the lookout for trained personnel.

CASE HISTORIES OF CAREERS IN ELECTRONICS

What kind of jobs are available in electronics? Here are 11 actual accounts of people at work in various branches of electronics...including an engineer, an inventor, a weatherman, and a computer expert.

HOW TO PLAN A CAREER IN ELECTRONICS

How do you start out in electronics? This section is devoted to training—includes information on the military, correspondence schools, courses to study, advisability of a degree, plus a complete directory of electronics schools.

TESTING YOUR ELECTRONICS APTITUDE

Do you qualify for an electronics career? This special testing section gives you an accurate picture of your ability to qualify for a technical job.

SPARE TIME ELECTRONICS

Want to earn money in your spare time? Here's a rundown on spare time radio repair, complete with a listing of the tube types you'll need.

THE 1961 JOBS AND CAREERS IN ELECTRONICS



**ON
SALE
SEPTEMBER
6TH
ONLY
\$1.00**

Buy your copy at your favorite newsstand or electronics parts store—or order by handy coupon below.

Ziff-Davis Publishing Company, Department PE 96
434 S. Wabash Avenue, Chicago 5, Illinois

Please send me a copy of the 1961 JOBS AND CAREERS IN ELECTRONICS. I enclosed \$1.00, the cost of JOBS AND CAREERS IN ELECTRONICS, plus 10¢ to cover mailing and handling charges. (Canada and Foreign, \$1.25 plus 10¢ postage).

NAME _____

ADDRESS _____

CITY _____ ZONE _____ STATE _____

FROM HEATH...

14 NEW KITS



AA-50 \$79⁹⁵

HI-FI RATED 25/25 WATT STEREO AMPLIFIER-PREAMPLIFIER KIT

A complete 25/25 watt stereo power and control center (50 watts mono) . . . 5 switch-selected inputs for each channel . . . new mixed center speaker output . . . stereo reverse and balance controls . . . special channel separation control . . . separate tone controls for each channel with ganged volume controls . . . all of these deluxe features in a single, compact and handsomely styled unit! Five inputs for each 25 watt channel are provided: stereo channel for magnetic phono cartridge (RIAA equalized); tape head input; three high level auxiliary inputs for tuners, TV, etc. There is also an input for monophonic magnetic phono cartridge, so switched that monophonic records can be played through either or both amplifiers. The automatically mixed center speaker output lets you fill in the "hole-in-the-middle" found in some stereo recordings, or add extra monophonic speakers in other locations. Nearly all of the components are mounted on three circuit boards, simplifying assembly and minimizing possibility of wiring errors. 30 lbs.

New Heathkit Stereo Hi-Fi Components . . .

plus Exciting New Kits for the Ham, Technician,

Boating Fan and Hobbyist



AD-10

\$33⁹⁵

MANUAL STEREO RECORD PLAYER KIT

Made by famous Garrard of England, the AD-10 is a compact 4-speed player designed to provide trouble-free performance with low rumble, flutter and wow figures. "Plug-in" cartridge feature. Rubber matted heavy turntable is shock-mounted, and idler wheels retract when turned off to prevent flat spots. Powered by a line-filtered, four-pole induction motor at 16, 33 $\frac{1}{3}$, 45 and 78 rpm. Supplied with Sonotone STA1-SD ceramic stereo turn-over cartridge with .7 mil diamond and 3 mil sapphire styli. Mechanism and vinyl covered mounting base preassembled, arm pre-wired; just attach audio and power cables, install cartridge and mount on base. With 12" record on table, requires approximately 15" W. x 13" D. x 6" H. Color styled in cocoa brown and beige. 10 lbs.



a subsidiary of
DAYSTROM, INCORPORATED



AA-20 \$34⁹⁵

ECONOMY STEREO PREAMPLIFIER KIT

Although these two new Heathkit models are designed as companion pieces, either one can be used with your present stereo system. The preamplifier (AA-20) features 4 inputs in each stereo channel and gives you a choice of 6 functions. It will accommodate a magnetic phonograph (RIAA equalized), a crystal or ceramic phonograph, and two auxiliary sources (AM-FM tuners, TV, tape recorders, etc.) and is completely self-powered. The six-position function selector switch gives you instant selection of "Amplifier A" or "Amplifier B" for single channel monophonic; "Monophonic A" or "Monophonic B" for dual channel monophonic using both amplifiers and either preamplifier; "Stereo" and "Stereo Reverse". 8 lbs.



AA-30 \$45⁹⁵

HI-FI RATED 14/14 WATT BASIC STEREO AMPLIFIER KIT

Two 14-watt high fidelity amplifiers, one for each stereo channel, are packaged in the single, compact, handsomely styled amplifier (AA-30). Suitable for use with any stereo preamplifier or with a pair of monophonic preamplifiers, it features individual amplifier gain controls and speaker phase reversal switch. Output terminals accommodate 4, 8 and 16 ohm speakers. 21 lbs.



SA-2 \$54⁹⁵

HI-FI RATED 14/14 WATT STEREO AMPLIFIER KIT


A tremendous dollar value in the medium power class, this top-quality stereo amplifier-preamplifier combination delivers full 14 watts per stereo channel (28 watts monophonic) to drive your stereo system with ease, while versatile controls give you fingertip command of its every function. In addition to "stereo" and "stereo reverse" functions, the SA-2 provides for complete monophonic operation. Inputs on each stereo channel accommodate "magnetic phono" (RIAA equalized), "crystal phono", "tuner" and high level auxiliary input for tape recorder, TV, etc. Other features include a speaker phase-reversal switch, clutched volume controls, ganged tone controls, filament balance controls, and two AC outlets to accommodate accessory equipment. Handsomely styled in black with inlaid gold design. 23 lbs.



SA-3 \$29⁹⁵

UTILITY RATED 3/3 WATT STEREO AMPLIFIER KIT

Your least expensive route to stereo, the SA-3 delivers 3 watts per stereo channel (6 watts monophonic), adequate for average living-room listening. The high level preamplifier has two separate inputs for each channel and is designed for use with ceramic or crystal cartridge record players, tuners, tape recorders, etc. Featured are ganged bass and treble tone controls, clutched volume controls, channel reversing switch, speaker phase reversal switch and mono-stereo function selector switch. Attractively styled with satin-black cabinet. 13 lbs.



AN-10 \$19⁹⁵

MIXED LOWS STEREO CROSSOVER NETWORK KIT

The AN-10 makes it possible for you to convert to stereo or improve your present stereo system by using just one bass "woofer"; saves buying a second bass speaker, permits using more economical "wing" speakers, improves the bass response of any stereo system. Delivers the non-direction bass frequencies of both channels below 250 cps to a single woofer and passes the higher frequency stereo channels to a pair of wing speakers. Rated at 25 watts per channel. Matches 8 or 16 ohm woofers, 8 ohm high frequency speakers, or Heathkit SS-1-2-3 speaker systems. 10 lbs.

TURN PAGE FOR MORE HIGH QUALITY DO-IT-YOURSELF KITS



HEATHKIT® GIVES YOU MORE IN THESE TEN WAYS:

1. **Building a Heathkit is easy**—Check-by-step instruction manuals make it virtually impossible for you to fail.
2. **Building a Heathkit is quick**—No complicated, technical jargon for you to decipher; at most, a Heathkit takes only a few evenings to assemble.
3. **Building a Heathkit is economical**—Mass production and purchasing economies are passed directly along to you, our customers.
4. **Building a Heathkit is educational**—As you build, you learn . . . more about electronics, more about the component units and when and where to add them.
5. **Building a Heathkit is fun**—Nothing quite equals the sense of achievement you receive when you successfully complete a Heathkit unit and "tune-in" for the first time.
6. **Your Heathkit is Guaranteed**—Every Heathkit unit is guaranteed to meet advertised performance specifications . . . or your money will be cheerfully refunded.
7. **Your Heathkit is available on Convenient Credit**—Our time payment plan makes it possible for you to order now . . . pay later.
8. **Your Heathkit is Tops in Quality**—The very finest in electronic equipment comes to you in kit form from the Heath Company.
9. **Heathkit Dealers can Serve you Locally**—Carefully selected Heathkit representatives are available in most localities.
10. **Heathkit Service is Customer Service**—Our staff of technical experts is always ready to answer your questions or help you if you have any difficulty.

TEN-TRANSISTOR "MOHICAN" GENERAL COVERAGE RECEIVER KIT (GC-1)




GC-1
\$109⁹⁵
\$11.00 dn., \$10.00 mo.

An excellent portable or fixed station receiver. Many firsts in receiver design. ten transistor circuit, flashlight battery power supply and new ceramic IF transfilters. The amazing miniature transfilters used in the GC-1 replace transformer, inductive and capacitive elements used in conventional circuits for shaping bandpass; offer superior time and temperature stability, never need alignment, provide excellent selectivity. Telescoping 54" whip antenna, tuning meter, fly-wheel tuning and large slide-rule dial also featured. Covers 550 kc to 30 mc in five bands. Electrical bandspread on five additional bands cover amateur frequencies from 80 through 10 meters. Operates up to 400 hours on 8 standard size "C" batteries. Sensitivity: 10 uv, broadcast band; 2 uv, amateur bands, for 10 db signal-to-noise ratio. Selectivity: 3 kc wide at 6 db down. Measures 6½" x 12" x 10", 20 lbs.

HEATHKIT XP-2 Plug-in power supply for 110 VAC operation of GC-1. 2 lbs. \$9.95



HD-19
\$34⁹⁵



XR-2P
\$29⁹⁵
(6 lbs.)

6-TRANSISTOR PORTABLE RADIO KIT (XR-2 Series)

Unsurpassed quality and styling are combined in these handsome sets to provide you with superb and dependable portable entertainment wherever you are—wherever you go! Choose the gleaming, two-tone molded plastic model or the handsome simulated leather-and-plastic combination—both feature a gracefully curved grille in smart beige plastic. The XR-2P complements the handsome grille with a mocha colored case of high-impact plastic, while the XR-2L encases the beige grille in suntan color Sur-U-Lon simulated leather. Vernier tuning control gives you smooth, precise station selection. Six Texas Instrument transistors are used for quality performance and long life; a large 4" x 6" PM speaker with heavy magnet provides "big set" richness of tone. Ready to play after simple assembly—transformers prealigned. Six flashlight batteries used for power (500—1,000 hrs.) (Batteries not included).



HD-20
\$14⁹⁵



XR-2L
\$34⁹⁵
(7 lbs.)



HW-19 (10 meter)
HW-29 (6 meter)

\$39⁹⁵
each

a subsidiary of
DAYSTROM, INCORPORATED

Order Direct by Mail or

Always say you saw it in—POPULAR ELECTRONICS

ORDERING INSTRUCTIONS

Fill out the order blank below, giving us your name and address in the space provided at right. Include charges for parcel post according to weights shown. Express orders are shipped delivery charges collect. All prices F.O.B. Benton Harbor, Mich. A 20% deposit is required on all C.O.D. orders. Prices subject to change without notice. Dealers and export prices slightly higher.

QUAN.	ITEM	MODEL NO.	PRICE

Ship via Parcel Post Express C.O.D. Best Way

FREE CATALOG!

Over 150 items of stereo, marine, amateur and test equipment are illustrated and described in the complete Heathkit Catalog.



HEATH COMPANY Benton Harbor 10, Mich.
Please send my free copy of your complete catalog.

NAME _____


ADDRESS _____

CITY _____ ZONE _____ STATE _____

New! One switch operation

"HYBRID" PHONE PATCH KIT (HD-19)

Transfer calls from ham rig to telephone by flipping a single switch! Allows voice control (VOX) or manual operation. VU meter monitors output to 600 ohm line and serves as null depth indicator. Separate receiver and transmitter gain controls. Provides better than 30 db isolation between receive and transmit circuits. All leads filtered to minimize RF feedback. Matches receivers with 3 to 16 ohms impedance. 4 lbs.



TT-1
\$13.495

\$13.50 dn., \$12.00 mo.

NEW 100 KC CRYSTAL CALIBRATOR KIT (HD-20)

This versatile ham aid provides marker frequencies every 100 kc between 100 kc and 54 mc. Use to align all types of communications equipment. Features transistor circuit dependability, battery power portability, and crystal control accuracy. .005% crystal supplied. 1 lb.



Two brand new models

HEATHKIT 10 & 6 METER TRANSCEIVERS

Complete ham facilities at low cost! Ideal for beginning and veteran hams for local net operations. Transmitter and receiver are combined in one easy-to-use instrument. Features neat, modern styling, press-to-talk transmit/receive switch, built-in AC power supply, variable receiver tuning, variable gain control, and amplifier metering jack. Operates mobile using vibrator power supply. Microphone and two power cables included. Handsomely styled in two-tone mocha and beige. Less crystal.

VIBRATOR POWER SUPPLIES: VP-1-6 (6 volt), VP-1-12 (12 volt), 4 lbs. Kit, \$8.95 each. Wired; \$12.95 each.



EK-1
\$19.95

MUTUAL CONDUCTANCE TUBE TESTER (TT-1)

The impressive list of its features make this tube tester a fine value. Tests Gm (amplifiers) from 0-24,000 micromhos. Emission, Leakage, Grid current ($\frac{1}{2}$ microampere sensitivity). Voltage regulators (built-in variable DC power supply). Low power Thyatron and Eye tubes. Features 300, 450, and 600 ma constant current heater supplies, life test, Hybrid tube test, built-in switch operated calibration circuit. Large easy-to-read meter, and constant tension free-rolling roll chart mechanism. Individual selector switches allow testing any tube type, regardless of basepin connections, protecting against obsolescence. Assembly simplified by 7 wiring harnesses and transformer terminal board. Assembly skill of technician or higher recommended, time 40 hours average. Black leatherette case with white trim, nylon feet, removable top. 27 lbs.

EDUCATIONAL KIT (EK-1)

Teaches, as you build, the basic "yardsticks" of electronics—opens up fascinating areas of study for youngsters and adults alike. The combination kit and text-workbook gives you a practical demonstration of the principles of voltage, current and resistance; the theory and construction of direct current series and parallel circuits, voltmeter, ammeter and ohmmeter circuits and the application of ohms law to these circuits. The completed meter is used to verify ohms law and the maximum power transfer theorem, one of the most important theorems in electronics. The finished kit, a practical volt-ohm-milliammeter, may be used in a variety of applications. Procedures for checking home appliances and automobile circuits included with the kit. The EK-1 will serve as a prerequisite to following Heathkit Educational kits. Get started NOW in this new and exciting series of "learn-by-doing" educational kits. 4 lbs.

See Your Heathkit® Dealer*

*The convenience of Local Heathkit Sales and Service costs but a few dollars more.



**LEADS AGAIN WITH
"RADIO-PHONE"
TR-800 TRANSCEIVER
ONLY**

CITIZENS
BAND



99.95
LIST

Furnished with Ceramic
Microphone and one
Transmitting Crystal

For Communication on the move!

- Superhet Trans-Receiver
- 5 Channel Transmit
- 22 Channel Vernier-Tuned Receiving
- 5 Watts Input-Plate Modulated R. F. Amplifier
- On-Off & R. F. Indicators
- Noise-Limiter Control
- Mobile Mounting Brackets Included
- Power Supply Available For 6 and 12 Volt Operation

Write for Brochure and Name of Your Nearest Dealer

UNITED SCIENTIFIC LABORATORIES, INC.

35-09 37th AVE., LONG ISLAND CITY 1, N. Y.

Also Mfr's of DeWald HI-FI Stereo Components and FM Radio

Special Offer 25¢

Hear these authentic recordings of dramatic events from



"The Amazing World of Short Wave Listening"

narrated by Alex Dreier, Radio-TV "Man on the Go"

- President's voice from outer space!
- Actual capture of a desperate criminal!
- Radio amateur at Little America!
- Ships at sea . . . aircraft in action!

S-107
receiver
\$94.95



4 short wave bands plus standard broadcast. Phono and headset jacks, built-in speaker.

MAIL COUPON TODAY!

hallicrafters...
DEPT. 21, CHICAGO 11, ILL.

Gentlemen: Please rush by return mail my recording, "The Amazing World of Short Wave Listening." I enclose 25¢.

NAME _____

ADDRESS _____

CITY _____ STATE _____

Carl and Jerry

(Continued from page 88)

their guns threateningly on Carl and Jerry, who quickly raised their hands.

"Halt—I mean, we surrender—don't shoot!" Jerry stammered nervously as he looked into the yawning gun muzzles.

Before the men could say anything, another car bearing a huge star on its side came roaring around the curve and barely managed to stop without ramming the state police car. In it was the sheriff, whom the boys knew fell, and two of his deputies. He rushed out of the car and ran toward the state policemen.

"They're not the bank robbers" he shouted. "I know these kids. Carl, Jerry, did you see where the two men in that car went?"

"No, but I'm afraid they went in our car," Carl quavered. He told the sheriff how, in the excitement of trying to catch the coon, he had neglected to take the keys from the car.

"Two men robbed the First National Bank a few minutes ago," the sheriff explained then. "A cashier managed to set off the alarm, and they took off in this car with us just a few seconds behind them. Since a description of their car was broadcast to all police units, they needed another one bad. Finding your car with the keys in it was a great stroke of luck for them. Now I need a description of *your* car to put on the radio. I don't suppose you know your license number?"

"Yes, I do," Carl said bitterly. "It's ST2242. It's funny I can remember that when I don't have sense enough to take out the keys."

IN A FEW SECONDS the sheriff had broadcast a description of the boys' car. The state police car had already taken off in pursuit of the thieves. Before the sheriff started after them he leaned out of his car window and said, "You boys stay here until the fingerprint crew arrives, and don't touch that car or let anyone else touch it until they get here. You can ride back to town with them. Don't worry too much about your car. We'll get it back."

"Or what's left of it," Carl muttered as the officers drove away. "I get sick to my stomach when I think of those jokers clashing the gears, burning rubber off the tires, and maybe getting a lot of holes shot

OVER 1000 SOLD THE 1st MONTH—NOT ONE RETURNED TO DATE!

JUMBO PAKS! RADIO-TV PARTS by the POUND

500-1000 pcs. per pound

BUY 4*

pick the

5th FREE

* Please note, any pak listed below is not allowed with this purchase!

COMPLETE SATISFACTION—MONEY BACK GUARANTEE

<input type="checkbox"/>	ONE POUND Precision Resistors	Worth \$100, NOW
<input type="checkbox"/>	ONE POUND Disc Condensers	Worth 50, NOW
<input type="checkbox"/>	ONE POUND Ceramic Condensers	Worth 85, NOW
<input type="checkbox"/>	ONE POUND Discs & Ceramics	Worth 75, NOW
<input type="checkbox"/>	ONE POUND Discs, Ceramics, Precision	Worth 70, NOW
<input type="checkbox"/>	ONE POUND Carbon Resistors	Worth 60, NOW
<input type="checkbox"/>	ONE POUND "Tiny" Paper Condensers	Worth 60, NOW

\$3.00
Per
pound

FREE!

ANY POLY PAK LISTED BELOW
FREE WITH EVERY \$10 ORDER

FREE GIANT BARGAIN CATALOG WRITE FOR YOURS!

3 TRANSISTOR RECTIFIERS
Selenium, designed for submini. ckts. Only 5/16 x 4/16". **99¢**

4 TRANSISTOR OSC. COILS
For 456 kc superhet ckts; found in trans. radios. Mini. **99¢**

4 PILOT LITE ASSEMBLIES
With 1/2" green jewel. Fits mini bay, bulbs. Dialec type. Worth \$2.50. **99¢**

3 TRANS'R POWER CHOKES
For making mini transistor power supplies. Only 3/8 x 7/8 x 7/8". **99¢**

\$30 PRINTED CKT SURPRISE
Includes printed circ, transformer, chokes, resistors, condensers, sockets, boards (trans. alone worth \$10). **99¢**

40 SMALLEST RESISTORS
Only 1/16" long; with long axial leads. For transistor ckts; color-coded. World's smallest. **99¢**

5 MICRO-SWITCHES
Ultra-sensitive, for burglar alarms, photo-electric ckts, etc. For 115VAC. SPST. Worth \$1.50 ea. **99¢**

15 AC-DC LINE CORDS
2-conductor, with molded plugs, rubber insulated. **99¢**

\$30 RELAY SURPRISE
Popular lab and shop asst. **99¢**

300-FT. HOOKUP WIRE
Asst. colors, insulation, sizes. Worth \$5. **99¢**

60 RADIO 'N' TV KNOBS
Asst. colors, sizes, shapes; some \$1 ea. **99¢**

1500 PCS. HARDWARE
Nuts, bolts, etc.; wide variety. Handy shop asst. **99¢**

30 MOLDED CONDENSERS
Oils, too! Lasts for life. **99¢**

40 TWO-WATT RESISTORS
Incl. 1/2 watt. Asst. values. **99¢**

8 SILICON 'N' XTAL DIODES
1N21, 1N34, etc. **99¢**

4 OUTPUT TRANSFORMERS
50Lb, etc. Open frame types. **99¢**

6 15VAC PANEL SWITCHES
Toggle type. SPST, DPDT. **99¢**

70 INSULATED RESISTORS
H.C. Allen Bradley, stackpole makers. 1/2 W, 100 ohms to 1 meg, 1%, 5% tol. **99¢**

10 PANEL SWITCHES
Asst. micros, power, rotary types. Exc. variety. Worth \$10. **99¢**

60 RESISTOR SPECIAL
Carbons, precisions, hi-Q, W.W. carbon-films, to 50W. 1% 99¢

10 VOLUME CONTROLS
Asst to 1 meg, some with 99¢

4 I.F. TRANSFORMERS
456 kc. Only 1/2" **99¢**

60 PLUGS & RECEPTACLES
Incl: power, audio, battery, etc. Worth \$8. **99¢**

NEEDLE & STAMP CHECKER
Battery-operated. Checks nee-99¢

10 RCA PLUG-'N'-JACK SETS
For amps, tuners, recorders. **99¢**

POLY PAK®

PRICES SMASHED
TO SMITHEREENS

10 for **\$0.80** **99¢ Each**

FOR A LIMITED TIME ONLY!!

99¢ HEADLINERS

- 3 HOBBY TRANSISTORS. 99¢
- 15 "PGLY" BOXES to 4" 99¢
- 125 CERAMIC CONDEN-99¢
- SERS
- 12 GERMANIUM DIODES 99¢
- 7 SIL. DIODES 1N21, 99¢
- 1N22
- 15 ROTARY SWITCHES 99¢
- asst
- \$15-Radiation DETECTORS 99¢
- 25 ASST. RESISTORS... 99¢

99¢ HEADLINERS

- 2000-ohm PHONE, cord & 99¢
- plug
- XTAL PHONE, cord & plug 99¢
- CRYSTAL RADIO SET... 99¢
- 10-3-sec. TIM'G DEVICES 99¢
- 40 ASST SILVER MICAS 99¢
- 50 DISC CONDENSERS, 99¢
- asst
- 5 IN34 CRYSTAL DIODES 99¢
- 30 PANEL LITE BULBS 99¢

"POLY" WIRE PAK

Asst colors, 6-25 ft. rolls; plastic ins. #18 thru #24. **99¢**

40 TRANSISTOR RESISTORS
Asst to 3 megs, 1/5 watt rating. Color coded. Worth \$5. **99¢**

SOLDERING IRON
115VAC/DC; with cord & plug. Nifty hobby unit. Worth \$3. **99¢**

20-PC. TWIST DRILL SET
In case. #16 thru #4. For all types of drills. **99¢**

24 ARTISTS BRUSHES
100% pure bristles. Size: **99¢**

13-IN-1 PAK
Diodes: carbon, W.W., precision, hi-Q resistors: disc, ceramic, molded, oil, paper, mica condensers; socket, wire. Worth \$8. **99¢**

100 HALF WATT RESISTORS

Asst. values. Some 1/2W. **99¢**

10 INSTRUMENT KNOBS
Pointer types, black, brass 99¢

8-PC. NUTDRIVER SET
Plastic handle, 1/16 thru 7/16 nutdrivers in handy case. **99¢**

35 POWER RESISTORS
Asst. 1/2W to 10,000 ohms. Vitreous types too. Worth \$12. **99¢**

70 MICA CONDENSERS
Incl: silvers, hi-Q 0025 to 01 to 600V. Worth \$20. **99¢**

10 ELECTROLYTIC COND'N'S
Incl: can & paper types. Duals too. To 1000 mfd to 450V. **99¢**

80 TUBULAR CONDENSERS
Papers, molded, oils, ceramic. 0.001 to 1 mf to 600V. **99¢**

20 TRANSISTOR DISCS
Condensers, incl. 0.02, 0.05 & .05 mfd. @ 30 to 100V. **99¢**

CRYSTAL MIKE
Sensitive 100 to 7,000 cps. **99¢**

4 TRANSITRON POWER DIODES
W/long axial leads. For submini & transistor semi-cond. **99¢**

2 PNP TRANSISTORS
By Western Electric. Worth \$5 ea. **99¢**

6 SPOOLS OF SOLDER
Rosin core type. Handy shop **99¢**

4 CBS SEMI-CONDUCTORS
1N82A silicon diodes. Reg. **99¢**

SPRAGUE 40-40-40 MFD @ 450V
Electrolytic, twist lock. Most popular power supply replacement. Fresh stock. Reg. **99¢**

50-PC. COBALT MAGNET SET
100's of uses for schools, tool shops, for the experimenter of magnetic properties. **99¢**

2 500-MIL RECTIFIERS
Silicon, hi-hat, with long axial leads. **99¢**

4 SELENIUM RECTIFIERS
115VAC DC half wave. To 350 mAs. Nifty shop pak. **99¢**

50-FT. 'ZIP' CORD
For spark ext'n, AC/DC 2-con parallel. Worth \$3. **99¢**

60 TERMINAL STRIPS
1 to 10 tie points. Used in every type of prod. Worth \$7.50. **99¢**

70 COILS & CHOKES
RF, ant, osc, slug-tuned, I.F. Wonderful shop asst. Worth \$15. **99¢**

70 ONE-WATT RESISTORS
Incl: precisions, W.W. 99¢

60 CONDENSER SPECIAL
Incl: discs, ceramics, molded, mica, papers, oils, etc. **99¢**

\$25 SURPRISE PAK
Wide variety of usable radio-TV, hobby parts. **99¢**

TRANSISTOR RADIO BASIC
Incl: transistor, socket, loopstick, diode, case. Worth \$3. **99¢**

3 FERRITE LOOPSTICKS
Adjustable: 510 to 1600 kc. **99¢**

40 TUBE SOCKETS
4 to 12 points, mica filled 99¢

4 AC & DC CHOKES
Power & radio types, to 300 mAs. Open frame types. **99¢**

50 PRECISION RESISTORS
1/2W asst. values. 1/2W to 2W. **99¢**

8 NEON INDICATORS
For 110 VAC; mini. bay **99¢**

6 TRANSISTOR* RADIO
KIT* Basic 20 pcs. incl. 1F, 2C, coils, var. cond. in-and-out trans., sockets, instructions. **\$5.88**

HOW TO ORDER

ORDER BY "BLACK-TYPE" HEADLINES
I.e. 6 SPOOLS OF SOLDER—99¢

MINIMUM ORDER \$2

LEKTRON

135 EVERETT AVE.
CHELSEA 50, MASS.

**MORE
PICTURE
POWER**
new
**BLONDER-TONGUE
B-24
POW-R
BOOSTER**



\$24⁹⁵
list

*it's a powerful booster
...or an amplified coupler!*

**provides sharp, clear TV pictures on
1, 2 or more TV sets with only 1 antenna**

'straight-thru' circuit provides up to 10 db gain as a powerful one-set booster

'couple-two' circuit provides up to 5 db gain (per set) as an amplified two-set coupler

'straight-thru' circuit and B-T 4-set coupler provide no-loss 4-set distribution system

Employs new frame-grid tube 6DJ8, new circuitry to achieve highest signal gain and "lower-than-cascode" noise factor. Provides full broadband amplification covering low and high VHF channels. Features "NO-STRIP" 300 ohm terminals for positive, electrical connections in seconds. Has "on/off" switch.

Improve TV reception today on 1, 2 or more TV sets with a single antenna.



Available at parts distributors. For details write:
BLONDER-TONGUE LABORATORIES, INC.

9 Alling Street, Dept. PE-9, Newark 2, N. J.

In Canada: Tequipment Mfg. Co., Ltd., London, Ont. Export: Morhan Export Corp., N. Y. 13, N. Y. • hi-fi components • UHF converters • master TV systems • industrial TV cameras • FM-AM radios

through the body. If I were you, I wouldn't speak to a concrete-head like me."

"Oh, it's not that bad," Jerry said, managing a grin. "I think we can depend on the robbers doing their best to keep the police from shooting holes through our car—at least while they're in it. And quit feeling so guilty. I didn't think about the keys either. We let our car be stolen—you didn't."

Carl didn't reply, but there was a lot of unspoken thanks and appreciation in the look he gave his understanding pal. In a few minutes a couple of men from the police department arrived and started dusting the car for fingerprints and lifting off the ones that looked promising. Ordinarily Carl and Jerry would have taken a very keen interest in this highly-developed technique. But they were so upset over the loss of their pride and joy that they spent the time pacing up and down the road waiting impatiently for the men to finish so they could get back to town for news of the car thieves. (To them, the bank robbery was secondary!)

Finally the fingerprint men were through. One of them drove the abandoned car, while the other took Carl and Jerry back to town in the police car. The boys were



too anxious about their car to listen to the man talking about the robbery.

As the boys walked into the shadowy coolness of the police station, the hearty voice of Police Chief Morton greeted them; "Well, now! The only place I remember seeing faces as long as yours is on watches painted by Dali. But you deserve to have long faces. How many times have I told you that leaving keys in an empty car is not only an invitation to a hardened criminal but is also a good way to start a reckless teen-ager on a life of crime?"



... symbol of
RAD-TEL
FIRST QUALITY

INSIST ON RAD-TEL FOR EVERY
 TELEVISION AND RADIO TUBE NEED

Super-Special!
KIT OF 100
Bi-Pass
CONDENSERS
 Over 50%
 Are 600V
 at LESS
 THAN 4¢ each
 Goodall
 Semi-Molded
 Paper and MYLAR
 Made up of approx.
 16-200V, 20-400V
 and 64-600V.
 Values .001 to 1mf

\$3.95

GUARANTEED ONE FULL YEAR! **Up to 75% OFF on BRAND NEW TUBES**
 You Can Rely On Rad-Tel's Speedy One Day Service!

Not Used — Not Pulled Out Of Old Sets • Each Tube Individually and Attractively Boxed!

Qty.	Type	Price	Qty.	Type	Price	Qty.	Type	Price	Qty.	Type	Price	Qty.	Type	Price	Qty.	Type	Price			
—	024M	.79	4BZ7	.96	—	6AV6	.40	—	6DE6	.58	—	12AE6	.43	—	12CR6	.54	—	17D4	.69	
—	1AX2	.62	—	4CS6	.61	—	6AW8	.89	—	6DG6	.59	—	12AF3	.73	—	12CU5	58	—	17DQ6	1.06
—	1B3GT	.79	—	4DE6	.62	—	6AX4	.65	—	6DQ6	1.10	—	12AF6	.49	—	12CU6	1.06	—	17L6	.58
—	1DN5	.55	—	4DK6	.60	—	6AX7	.64	—	6DT5	.66	—	12AJ6	.46	—	12CX6	.54	—	17W6	.70
—	1G3	.73	—	4DT6	.55	—	6BA6	.49	—	6DT6	.53	—	12AL5	.45	—	12DB5	.69	—	19AU4	.83
—	1J3	.73	—	5AM8	.79	—	6BC5	.54	—	6EU8	.79	—	12AL8	.95	—	12DE8	.75	—	19BG6	1.39
—	1K3	.73	—	5AN8	.86	—	6BC7	.94	—	6EA8	.79	—	12AQ5	.52	—	12DL8	.85	—	19T8	.80
—	1L6	1.05	—	5AQ5	.52	—	6BC8	.97	—	6HG6T	.58	—	12AT6	.43	—	12DM7	.67	—	21EX6	1.49
—	1LN5	.59	—	5AT8	.80	—	6BD6	.58	—	6J5GT	.51	—	12AT7	.76	—	12DQ6	1.04	—	25BQ6	1.11
—	1R5	.62	—	5BK7A	.82	—	6BE6	.55	—	6J6	.67	—	12AU6	.50	—	12DS7	.79	—	25C5	.53
—	1S5	.51	—	5BQ7	.97	—	6BF6	.44	—	6K6	.63	—	12AU7	.60	—	12DZ6	.56	—	25CA5	.59
—	1T4	.58	—	5BR8	.79	—	6BG6	1.66	—	6S4	.48	—	12AV5	.97	—	12EL6	.50	—	25CD6	1.44
—	1U4	.57	—	5CG8	.76	—	6BH6	.65	—	6SA7GT	.76	—	12AV6	.41	—	12EG6	.54	—	25CQ6	1.11
—	1U5	.50	—	5CL8	.76	—	6BH8	.87	—	6SK7	.74	—	12AV7	.75	—	12EZ6	.53	—	25DN6	1.42
—	1X2B	.82	—	5EA8	.80	—	6B6	.62	—	6SL7	.80	—	12AX4	.67	—	12F5	.66	—	25EH5	.55
—	2AF4	.96	—	5EU8	.80	—	6BK7	.85	—	6SN7	.65	—	12AX7	.63	—	12F8	.66	—	25L6	.57
—	—	—	—	5J6	.68	—	6BL7	1.00	—	6SQ7	.73	—	12AZ7	.86	—	12FM6	.45	—	25W4	.68
—	3AL5	.42	—	5T8	.81	—	6BN4	.74	—	6T4	.99	—	12B4	.63	—	12K5	.65	—	25Z6	.66
—	3AU6	.51	—	5U4	.60	—	6BN6	.57	—	6U8	.78	—	12BA6	.50	—	12SA7M	.86	—	35C5	.51
—	3AV6	.41	—	5U8	.81	—	6BQ5	.65	—	6VG6T	.54	—	12BD6	.50	—	12SK7GT	.74	—	35L6	.57
—	3BA6	.51	—	5V6	.56	—	6BQ6GT	1.05	—	6W4	.57	—	12BE6	.53	—	12SN7	.67	—	35W4	.52
—	3BC5	.54	—	5X8	.78	—	6BQ7	.95	—	6W6	.69	—	12BF6	.44	—	12SQ7M	.73	—	35Z5GT	.60
—	3BE6	.52	—	5Y3	.46	—	6BR8	.78	—	6X4	.39	—	12BH7	.73	—	12U7	.62	—	50B5	.60
—	3BN6	.76	—	6AB4	.46	—	6BU8	.70	—	6X5GT	.53	—	12BL6	.56	—	12V6GT	.53	—	50C5	.53
—	3BU8	.78	—	6AC7	.96	—	6BY6	.54	—	6X8	.77	—	12BQ6	1.06	—	12W6	.69	—	50DC4	.37
—	3BY6	.55	—	6AF3	.73	—	6BZ6	.54	—	7AU7	.61	—	12BY7	.74	—	12X4	.38	—	5DEH5	.55
—	3BZ6	.55	—	6AF4	.97	—	6BZ7	.97	—	7A8	.68	—	12BZ7	.75	—	17AX4	.67	—	50L6	.61
—	3CB6	.54	—	6AG5	.65	—	6C4	.43	—	7B6	.69	—	12C5	.56	—	17BQ6	1.09	—	117Z3	.61
—	3CF6	.60	—	6AH6	.99	—	6CB6	.54	—	7Y4	.69	—	12CA5	.59	—	17C5	.58	—	—	—
—	3CG6	.52	—	6AK5	.95	—	6CD6	1.42	—	8AU8	.83	—	12CN5	.56	—	17CA5	.62	—	—	—
—	3CY5	.71	—	6AL5	.47	—	6CF6	.64	—	8AW8	.93	—	—	—	—	—	—	—	—	—
—	3DK6	.60	—	6AM8	.78	—	6CG7	.60	—	8BQ5	.60	—	—	—	—	—	—	—	—	—
—	3DT6	.50	—	6AN4	.95	—	6CG8	.77	—	8CG7	.62	—	—	—	—	—	—	—	—	—
—	3Q5	.80	—	6AN8	.85	—	6CM7	.66	—	8CM7	.68	—	—	—	—	—	—	—	—	—
—	3S4	.61	—	6AQ5	.50	—	6CN7	.65	—	8CN7	.97	—	—	—	—	—	—	—	—	—
—	3V4	.58	—	6AR5	.55	—	6CR6	.51	—	8CX8	.93	—	—	—	—	—	—	—	—	—
—	4BC5	.56	—	6AS5	.60	—	6CS6	.57	—	8EB8	.94	—	—	—	—	—	—	—	—	—
—	4BC8	.96	—	6AT6	.43	—	6CU5	.58	—	10DA7	.71	—	—	—	—	—	—	—	—	—
—	4BN6	.75	—	6AT8	.79	—	6CUG	1.08	—	11CY7	.75	—	—	—	—	—	—	—	—	—
—	4BQ7	.96	—	6AU4	.82	—	6CY5	.70	—	12A4	.60	—	—	—	—	—	—	—	—	—
—	4BS8	.98	—	6AUG	.50	—	6CY7	.71	—	12A55	.55	—	—	—	—	—	—	—	—	—
—	4BU8	.71	—	6AU7	.61	—	6DA4	.68	—	12AC6	.49	—	—	—	—	—	—	—	—	—
—	4BZ6	.58	—	6AU8	.87	—	6DB5	.69	—	12AD6	.57	—	—	—	—	—	—	—	—	—

Please Print Name and Address Clearly

Name

Address

City

State

SEND FOR FREE TROUBLE SHOOTER GUIDE AND NEW TUBE & PARTS CATALOG.

RAD-TEL TUBE CO. 55 Chambers St
 Newark 5, N. J.

PE-960

TERMS: 25% deposit must accompany all orders — balance C. O. D. Not Affiliated With
 \$1 HANDLING CHARGE FOR ORDERS UNDER \$5. Subject to prior sale. Any Other Mail
 Please add postage. No C. O. D.'s outside continental U. S. A. Order Tube Co

To build the projects in this issue of

POPULAR ELECTRONICS

Use these
STANCOR
TRANSFORMERS

"The Tunnel Diode"

T1—Filament Transformer
use Stancor P-3064
List Price \$5.42

They are available from any Stancor Distributor . . . and have been verified for their application in the construction projects listed.

LOOK FOR this helpful listing every month. It appears regularly in Popular Electronics.

CHICAGO STANDARD
TRANSFORMER CORPORATION
3501 W. Addison St. Chicago, Illinois

BUILD THE PROJECTS DESCRIBED IN THIS ISSUE OF

POPULAR ELECTRONICS

WITH THESE



PRODUCTS

Build A Field Strength Meter

Use BUD CU-2116A—92¢

The Tunnel Diode

Use BUD CU-3000A—59¢

Across the Ham Bands

Use BUD CU-3003A—72¢

All Bud products are available for immediate delivery from your Authorized Bud Distributor. They are the best for applications described in these projects.

WATCH FOR THESE LISTINGS EVERY MONTH IN POPULAR ELECTRONICS

BUD RADIO, INC.

2118 East 55th Street Cleveland 3, Ohio
Dept. P.E.

"Aw, Chief, don't rub it in," Carl said miserably.

"Okay, I won't," Chief Morton relented. "In fact, maybe I can change the looks on your faces. The sheriff just told me on the radio that they nabbed the bandits five minutes ago without firing a shot. Your car doesn't have a scratch on it, and it should be pulling up outside right about now."

For a split second the boys stared at their friend to make sure he wasn't joking. Then their faces lit up and they bolted for the door leading to the police station parking lot. The sheriff and a couple of deputies were getting out of the lead car of a regular caravan. They hustled two surly, handcuffed men into the station. Three



state police cars and a couple of city police cars filed into the lot and parked. Finally, bringing up the rear, was a state patrolman at the wheel of Carl and Jerry's beloved car. He parked it, stepped out, and handed the car keys to Carl with a flourish.

"I don't think I need tell you to keep the keys of this sweet-driving little car in your pocket from now on," he said with a teasing grin. "You boys better stick around for a while. You may be able to give us some more information."

He went into the station where the prisoners were being questioned, and Carl and Jerry started looking over their car inch by inch to make sure it had suffered no abuse at the hands of the thieves. They couldn't find a thing, and they were just sitting happily side by side in the front seat when Chief Morton opened a back door and got in.

"Well, boys, we have the robbers, but we don't have the forty thousand dollars they stole," he reported wearily. "They must have hidden it between the time they picked up your car and the time we caught them, a period of about forty-five minutes. They could have cached the money in any

of a thousand different places along the river bank or in the woods that border most of the criss-crossing back roads they were traveling on. Both men are long-time criminals, and I'm convinced we could sweat them until Doomsday without getting anything out of them. I just wish this car of yours could talk."

In the silence that followed, Jerry noticed a faint ticking sound coming from the dash. "Holy cow," he gasped, "the tape recorder!" He opened the glove compartment door and switched off the motor that had been flipping the loose end of the tape on the full pickup reel.

"You mean you had a tape recorder going in the car while those men were in it?" Chief Morton asked eagerly. "Maybe we could tell from what they said . . ."

"Uh uh, Chief," Carl interrupted. "All we've got on that tape is pulses from the tachometer." He told the police chief about the experiment they were making with the tape recorder.

"Well, that's that, then," Chief Morton said as he opened the door. "I guess you can't help us. . . . You can go along home whenever you wish."

"Wait a minute!" Jerry suddenly exclaimed. "I believe I know a way we can make the car tell us where the bank robbers drove it. If you'll come along, I'll explain on the way."

Chief Morton got back into the car without a moment's hesitation. "Take off, kids," he directed. "You two haven't given me a bum steer yet."

JERRY drove to his home and ran into the electronic laboratory he and Carl had in the basement. In a few seconds he came back out carrying a pair of expensive-looking earphones and a tiny transistorized amplifier.

"First," he explained as he worked, "I hook this transistorized amplifier to the lead coming from the tachometer so I can amplify the pulses fed to the meter circuit. These earphones are intended for stereo listening, which means the inputs to the two earphones are separate. I connect one earphone to the output of the amplifier, like so; and the other to the output of the tape recorder. When I start the tape playing, I hear the recorded pulses from the tachometer in my right earphone. Now,

TV-RADIO Servicemen or Beginners . . .

Send for *Coyne's*
7-Volume Job-Training Set
on 7-Day **FREE TRIAL!**



The **First**
Practical
TV-RADIO-
ELECTRONICS
Shop
Library!

**Answers ALL Servicing Problems QUICKLY . . .
Makes You Worth More On The Job!**

Put money-making, time-saving TV-RADIO-ELECTRONICS know-how at your fingertips—examine Coyne's all-new 7-Volume TV-RADIO-ELECTRONICS Reference Set for 7 days at our expense! Shows you the way to easier TV-Radio repair—time saving, practical working knowledge that helps you get the BIG money! How to install, service and align ALL radio and TV sets, even color-TV, UHF, FM and transistorized equipment. New photo-instruction shows you what makes equipment "tick." No complicated math or theory—just practical facts you can put to use immediately right in the shop, or for ready reference at home. Over 3000 pages; 1200 diagrams; 10,000 facts!

SEND NO MONEY! Just mail coupon for 7-Volume TV-Radio Set on 7-Day FREE TRIAL! We'll include the FREE BOOK below. If you keep the set, pay only \$3 in 7 days and \$3 per month until \$27.25 plus postage is paid. Cash price only \$24.95. Or return set at our expense in 7 days and owe nothing. Either way, the FREE BOOK is yours to keep. Offer limited, so act NOW!

**"LEARNED MORE FROM THEM
THAN FROM 5 YEARS WORK!"**

"Learned more from your first two volumes than from 5 years work."

—Guy Bliss, New York

"Sweet set for either the serviceman or the beginner. Every service bench should have one."—Melvin Masbruch, Iowa.

FREE DIAGRAM BOOK!

We'll send you this big book, "150 Radio-Television Picture Patterns and Diagrams Explained" ABSOLUTELY FREE just for examining Coyne's 7-Volume Shop Library on 7-Day FREE TRIAL! Shows how to cut servicing time by tracing picture-patterns, plus schematic diagrams for many TV and radio sets. Yours FREE whether you keep the 7-Volume Set or not! Mail coupon TODAY!



Like Having An Electronics Expert Right At Your Side!

VOL. 1—EVERYTHING ON TV-RADIO PRINCIPLES! 300 pages of practical explanations; hundreds of illustrations.

VOL. 2—EVERYTHING ON TV-RADIO FM RECEIVERS! 403 pages; fully illustrated.

VOL. 3—EVERYTHING ON TV-RADIO CIRCUITS! 336 pages; hundreds of illustrations, circuit diagrams.

VOL. 4—EVERYTHING ON SERVICING INSTRUMENTS! How they work, how to use them. 368 pages; illustrated.

VOL. 5—EVERYTHING ON TV TROUBLESHOOTING! Covers all types of sets. 437 pages; illustrations, diagrams.

VOL. 6—TV CYCLOPEDIA! Quick and concise answers to TV problems in alphabetical order, including UHF, Color TV and Transistors; 868 pages.

VOL. 7—TRANSISTOR CIRCUIT HANDBOOK! Practical Reference covering Transistor Applications; over 200 Circuit Diagrams; 410 pages.

BOOKS HAVE BRIGHT, VINYL CLOTH WASHABLE COVERS

FREE BOOK—FREE TRIAL COUPON!

Educational Book Publishing Division
COYNE ELECTRICAL SCHOOL
1455 W. Congress Parkway, Dept. 90-PE, Chicago 7, Ill.

Yes! Send me COYNE'S 7-Volume Applied Practical TV-RADIO-ELECTRONICS Set for 7-DAY FREE TRIAL per your offer. Include "Patterns & Diagrams" book FREE!

Name Age

Address

City Zone State

Check here if you want Set sent C.O.D. Coyne pays shipping charges. 7-Day Money-Back Guarantee.

Coyne Educational Book Publishing Division
ELECTRICAL SCHOOL
1455 W. Congress Parkway Dept. 90-PE Chicago 7, Illinois

find new
adventure in
amateur
radio...

with
Viking
1st choice of
amateurs the
world over!

loaded with features... kit or wired!



ADVENTURER —50 watts CW input 80 through 10 meters. 240-181-1... Kit Am. Net... \$54.95	RANGER —75 watts CW input; 65 watts phone—160 through 10 meters. 240-161-2... Kit Am. Net... \$229.50 240 161-1... Wired Am. Net... \$329.50	VALIANT —275 watts CW and SSB; 200 watts A.M.—160 through 10 meters. 240-104-2... Kit Am. Net... \$349.50 240-104-2... Wired Am. Net... \$439.50
--	--	--

FREE
CATALOG



Complete specifications and schematics on all Johnson transmitters, amplifiers, station accessories, keys and practice sets!



E. F. JOHNSON CO.

1233 2nd Ave. S.W. • Waseca, Minn.

NAME _____
ADDRESS _____
CITY _____ STATE _____

CITIZEN BAND CLASS "D" CRYSTALS



3rd Overtone—Hermetically Sealed
.005% tolerance—Meet F C C require-
ments. 1/2" pin spacing—.050 pin diam-
eters. (.093 pins avail-
able, add 15¢ per crystal.)
ALL 22 FREQUENCIES
IN STOCK! **\$2.95**
EACH

(add 5¢ per crystal for postage and handling)

The following Class "D" Citizen Band frequencies in stock (frequencies listed in megacycles): 26.965, 26.975, 26.985, 27.005, 27.015, 27.025, 27.035, 27.055, 27.065, 27.075, 27.085, 27.105, 27.115, 27.125, 27.135, 27.155, 27.165, 27.175, 27.185, 27.205, 27.215, 27.225.

Matched crystal sets for Globe, Goinset, Citi-Fone and Hallcrafters Units... \$5.90 per set. Specify equipment make.

RADIO CONTROL CRYSTALS in H6G/U HOLDERS—SIX FREQUENCIES

In stock for immediate delivery (frequencies listed in megacycles); tolerance .005%, 1/2" pin spacing, .050 pin diameter. (.093 pins available, add 15¢ per crystal.) Specify frequency desired.

26.995, 27.045, 27.095, 27.145, **\$2.95**
27.195, 27.255 EACH
(add 5¢ per crystal for postage and handling)

Send for FREE CRYSTAL CATALOG #860
WITH OSCILLATOR CIRCUITS

ASK YOUR PARTS DEALER FOR TEXAS CRYSTALS

See big red display... if he doesn't stock them, send us his name and order direct from factory.

All orders Shipped 1st Class Mail
from Our New Florida Plant
Rush your order to:

TEXAS CRYSTALS

Dept. P-90, 1000 Crystal Drive, Fort Myers, Fla.
For even faster service, Phone WE 6-2100

with the motor running, I hear the pulses from the tachometer as a note in my left earphone. By adjusting the volume controls, I can make the two sounds equal in volume. When I accelerate the motor until they are identical in pitch, I know the motor is running at precisely the same speed it was when the recording was made. Do you see what I'm thinking?"

"I do!" Carl said admiringly. "By listening to the tape, we can start right where the bandits picked up our car, keep it moving at the same speed they drove it, and retrace their course."

"That's the idea, although I'm afraid it won't be quite that simple," Jerry said as he started the car again. On the way to where they had seen the coon, he practiced driving the car in synchronization with the sounds from the tape recorder. This was a little tricky at first, but he was soon driving "by ear" with little difficulty. He parked the car exactly where he and Carl had left it to chase the coon, and the tape was re-wound. After the short recorded portion at the beginning, there was a lengthy blank section marking the interval between the time when they had stopped the motor and the bandits had started it.


As the sounds from the tape recorder started coming through, Jerry let out the clutch and followed through the gear changes in exact step with the recording. He had to drive faster than he and Carl usually drove to bring the pitch of the note heard in his left earphone up to that heard in the right; but as he approached the first sharp turn in the road, he was relieved to hear the pitch in the right earphone dropping as the bandit-driver slowed the car.

"Hey, how do you know they didn't turn there?" Chief Morton demanded as Jerry zipped through a crossroad.

"Motor never slowed down," Jerry yelled, so he could hear himself through the muffling earphones. But when they approached a T-road a few minutes later, there was no way of telling from the sound of the recorder whether the car had turned right or left. "We'll try it right," Jerry decided as he turned in that direction. But when they came near the first sharp turn, he knew he was wrong. The note from the tape recorder did not lower in frequency to indicate a slowing car.

They returned to the intersection, backed up the tape, and took off in the opposite

We'd like to send you these important new books for a 7-DAY FREE TRIAL EXAMINATION



CLASS D CITIZENS RADIO

Leo G. Sands

Here is the first complete book on Citizens Radio Operation. Ever since the initial use of 2-way radiotelephone by police departments, this field has been growing in importance and application. Now, with more than a million vehicles equipped for its use, Citizens Radio is a major phase of the electronics field. This important new volume covers every aspect of the field—its history, rules, and everything about how it works—in seven big chapters with one hundred major sections. You'll learn exactly what Citizens Radio is, its applications, what equipment you need, the full story on receiver circuits and transmitters, antennas, installation, and maintenance, full FCC rulings, how to apply for licenses, etc. Many illustrations.


\$4.95


COMPUTERS AND HOW THEY WORK

by James Fahnestock

Here is a fact-filled exciting guidebook to the wonderworld of electronic computers, with more than 120 illustrations and easy-to-follow tables in 10 big chapters. Step by step, you'll see and understand the workings of every type of computer ever used. This important new book illustrates the basic principles of computers in methods that require no knowledge of electronics. You'll learn all about computer memories, flip-flops and the binary counting system. You'll learn the mathematical language of computers where $1 + 1 = 10$. Other chapters show you how computers use tubes and transistors to make complex logical decisions in thousandths of a second. **COMPUTERS AND HOW THEY WORK** is must reading for career minded students and for electronics pros who want a more complete knowledge of this field.

\$4.95





THE ELECTRONIC EXPERIMENTER'S MANUAL

by David A. Findlay

With a few dollars worth of basic tools, and this book to guide you, you can explore the magic of electronics experimentation more completely than ever before. In a few short hours, you'll start your first project. You'll learn about every component used in experimentation, every tool, its function and why it is used. There are 10 big sections, each covering a specific phase of construction. There's a giant section of projects you can build, test equipment you'll construct and use in your future work. **THE ELECTRONIC EXPERIMENTER'S MANUAL** will give you the professional know-how you must have no matter what phase of electronics is your specialty.

\$4.95

7 DAY FREE EXAMINATION

When your books arrive, read and enjoy their diversity of contents, the thoroughness of their coverage. Then after seven days examination, if you decide that they are not everything you want, send them back and receive a complete refund of the purchase price.

USE THIS CERTIFICATE FOR 7 DAY FREE EXAMINATION

ELECTRONICS BOOK SERVICE •
One Park Avenue, New York 16, N. Y.

Please send me copies of **CLASS D CITIZENS RADIO** and bill me at only \$4.95 a copy plus postage and handling.

Please send me copies of **COMPUTERS AND HOW THEY WORK**, and bill me at only \$4.95 a copy plus postage and handling.

Please send me copies of **THE ELECTRONIC EXPERIMENTER'S MANUAL**, and bill me at only \$4.95 a copy plus postage and handling.


If I don't agree that this is one of the best electronics investments I've ever made, I may return the book(s) within seven days and get a full refund.

\$ enclosed. (SAVE MONEY! Enclose payment with your order and we'll pay the postage.)

Name
 Address
 City Zone State 500

$H^2 = A^2 + B^2$

NOW Science
shows you how to
Learn by "EAR"
ladies & gentlemen...



NOW YOU CAN LEARN WHILE YOU SLEEP

Just think what it can mean to you in dollars and cents, confidence, success, fun to learn a language, speech, statistics, facts, figures, bridge, music, *anything*—OVERNIGHT . . . while you sleep . . . and learn it FASTER—RETAIN IT BETTER.

That's what *really* happens when scientifically proved **Dormiphone** trains your memory for you awake and asleep . . . and what's more the Dormiphone not only puts your sleeping time to use, but helps you sleep more soundly as well. In addition, this amazing, versatile instrument "plays" for you, too, provides fine entertainment with high quality reproduction of sound—both voice and music for greater enjoyment.

Get the scientific evidence about Dormiphone TODAY. Write, call for FREE Book, FREE Demonstration.

MODERNOPHONE, INC. Circle 7-0830
 292-090 Radio City, N. Y. 20, N. Y.

Gentlemen: Please send me your FREE Book. I am interested in learning more about the DORMIPHONE and what it can do for me. No obligation—no salesman will call.

NAME

ADDRESS

CITY ZONE STATE

My main interest in Dormiphones is for:

<input type="checkbox"/> Language Learning	<input type="checkbox"/> Speech Improvement
<input type="checkbox"/> Memorization	<input type="checkbox"/> Sleep Inducement
<input type="checkbox"/> Habit Correction	<input type="checkbox"/> School or College Work
<input type="checkbox"/> Bridge Rules	

direction. This time the motor speed on the tape matched the road exactly. Twice more in the next quarter of an hour they had to use this technique to find the proper turn. Then, as they were driving along a perfectly straight stretch of road between open fields, Jerry began to slow the car in step with the recording, and finally he



stopped altogether just short of a bridge across a little creek.

"They were here for quite a while with the motor idling," he announced.

"Wonder why," Chief Morton muttered, looking out across the bare fields. "There's no place to hide anything around here."

"The bridge!" Carl exclaimed, and he jumped from the car and started scrambling down the creek bank. Jerry and the chief were right behind him. Carl walked under the bridge, reached up, and pulled an oilcloth-wrapped package from where it had been shoved far back between the ends of the bridge girders. Quickly the chief unwrapped it to disclose several neat packages of bills.

A QUICK COUNT revealed that the entire forty thousand dollars was there. "Sure makes a beautiful salad of government lettuce, doesn't it?" the chief asked as they stood on the creek bank looking down at the piles of currency spread out on the oilcloth.


"Yeah," Carl agreed. "And since ticks from the tachometer led us to it, you might call it 'tick-tach-dough.'"

Jerry and Chief Morton exchanged pained expressions. Then, with one accord, each of them grasped one of Carl's arms and thrust his curly head, glasses and all, into the clear water of the little creek.


"Only a fevered brain could come up with that bad a pun," Jerry said as his friend emerged spluttering. "Maybe the cool water will help."

MOBILE-FIXED CONVERTER
POLICE • FIRE • CITIZENS' BAND


For Use with
 12 V. Transistor Type
 Car Radios
 26-50 MC




#331B—Complete with crystal and tubes. Requires no high voltage supply. Operates on 12 V. DC. Self installed in seconds. **\$24.95**
 Other models for 108-162 MC available.



#315A is a practical converter for emergency use. Easily installed. Tuning range approximately 12 MC in the 26-50 MC band—30 MC in the 108-174 MC band. Designed for mobile or home use. **\$13.95**
 Available crystal controlled up to 54 MC. **\$19.95**
 Also available crystal controlled up to 165 MC. **\$22.95**



#316A VARIABLE CONVERTER. Front panel tuning permits rapid change between separated signals over 10 MC range in 26-54 or 108-174 MC bands. **\$19.95**



#314A CITIZENS BAND TUNEABLE CONVERTER. This universal converter covers the entire Citizens Band and is designed for use with home, car or communications sets—AC-DC or standard models. Also available: 200-400 KC Aircraft, 2-3 MC Marine, 4.5 MC-CAP. or 2-174 MC. **\$24.95**

Full line of converters and receivers for every application.
ORDER TODAY or WRITE for LITERATURE

KUHN ELECTRONICS
 20 GLENWOOD CINCINNATI 17, OHIO

The World of BCB DX

(Continued from page 63)

listen to stations riding on twilight skip is around sunrise and sunset.

DX Literature. For a complete listing of foreign stations, with schedules and addresses, the 1960 *World Radio Handbook* is almost a necessity. It can be purchased from Gilfer Associates, Box 239, Grand Central Station, New York 17, N. Y. for \$2.70.

As the *World Radio Handbook* lists the BCB stations outside of the European area by country only, a handy adjunct is the government log, *Broadcasting Stations of the World, Part II*, which lists stations outside of the United States by frequency. It can be obtained from the Superintendent of Documents, U. S. Government Printing Office, Washington 25, D. C., for \$2.00; be sure to ask for the latest issue. Other logs in this series are *Part I*, which lists stations by country and city (\$2.00), and *Part III*, which lists them by letters and station name or slogan (\$1.50).

An excellent log is also available for \$1.00 from the Vane A. Jones Co., 3749 N. Keystone Ave., Indianapolis 18, Ind. It lists over 4000 BCB and 2000 s.w. stations by frequency, country, and state or province.

BCB DX Clubs. One of the main problems that beset BCB DX'ers is keeping track of the many stations which seem to be continually changing frequency, power, etc. A radio club is a great help in this respect, and will also enable you to get acquainted with other DX'ers.


Foremost among the clubs for BCB DX'ers is the National Radio Club, Box 63, Kensington Station, Buffalo 15, N. Y.; a 20-page bulletin is issued weekly during the DX season and monthly during the summer months; dues are \$4.00 a year. The Newark News Radio Club, 215 Market St., Newark 1, N. J., devotes a section of its monthly bulletin to BCB; dues are also \$4.00 annually. The DX'ers Radio Club, % Jim Ernst, Mahone Bay, Nova Scotia, Canada, is 100% BCB and issues a bulletin every month with the exception of July and August; dues are \$2.00 in Canadian or \$2.10 in U. S. currency. Write to the clubs for further information and sample bulletins.

The author wishes to thank DX'ers Bob Foxworth and Larry Godwin for their assistance in preparing the station list which begins on page 60.

-30-

September, 1960

FREE CAREER BOOKLET



To guide you to a
successful future in
**ELECTRONICS
RADIO-TV
COMPUTERS
ELECTRICAL
ENGINEERING**

This interesting pictorial booklet tells you how you can prepare for a dynamic career as an Electrical Engineer or Engineering Technician in many exciting, growing fields:

**MISSILES • AVIONICS • AUTOMATION
SALES • DEVELOPMENT
ELECTRICAL POWER • ROCKETRY
RADAR • RESEARCH**

Get all the facts about job opportunities, length of study, courses offered, degrees you can earn, scholarships, part-time work — as well as pictures of the Milwaukee School of Engineering's educational and recreational facilities. No obligation — it's yours free.

MILWAUKEE

SCHOOL OF ENGINEERING

MAIL COUPON TODAY!

Milwaukee School of Engineering
Dept. PE-960, 1025 N. Milwaukee St., Milwaukee, Wis.

Please send FREE "Your Career" booklet
I'm interested in

Electronics Radio-TV Computers
 Electrical Engineering Mechanical Engineering


Name..... Age.....

PLEASE PRINT


Address.....


City..... Zone..... State.....

I'm eligible for veterans education benefits.
Discharge date.....



Olson


FREE



Fill in coupon for a **FREE** One Year Subscription to
OLSON RADIO'S Fantastic Bargain Packed Catalog
 — Unheard of **LOW, LOW, WHOLESAL** PRICES
 on Brand Name Speakers, Changers, Tubes, Tools, Hi-
 Fi's, Stereo Amps, Tuners and other Bargains.

NAME _____

ADDRESS _____

CITY _____ ZONE _____ STATE _____

If you have a friend interested in electronics send his
 name and address for a **FREE** subscription also.

OLSON RADIO

CORPORATION

811 S. Forge St. Akron 8, Ohio

PURCHASING A HI-FI SYSTEM?

Send Us
Your List of
Components
For A
Package
Quotation

**WE WON'T BE
UNDERSOLD**

All merchandise is brand new,
factory fresh and guaranteed.

AIREX RADIO

CORPORATION

64-PE Cortlandt St., N. Y. 7 CO 7-2137

PARTIAL LIST
OF BRANDS
IN STOCK

Jim Lansing*
 Altec Lansing
 Electrovoice
 Jensen • Hartley
 University • Stephens
 Acoustic Research
 Janszen • KLH Spkrs*
 Wharfedale
 Karlson Cabinets
 Viking • Hallicrafter
 Concertone
 Bell • G.E.
 Weathers
 Harman-Kardon
 Eico • Pilot • Fisher
 Uher Recorder
 Acrosound • Roberts
 Bogen • Leak
 Dynakit • H. H. Scott
 Thorens* • Sherwood*
 Dual Changer
 Ampex • DeWald
 Sony • Challenger
 Wallensak • Pentron
 Garrard • Quad*
 Miracord • Pickering
 Glaser-Steers
 Components
 Rek-O-Kur • Tandberg*
 Audio Tape
 Norelco • Magnecord*
 Fairchild • Gray
 Artizan Cabinets
 Rockford Cabinets

*Fair Traded

Meters

(Continued from page 76)

together. When the metals are heated, they generate a small voltage across the junction between them. Thus, a circuit can be designed so that r.f. voltage flowing through a separate conductor will heat the junction, which then generates a voltage proportional to the amount of heating. This current is measured by a Weston movement, calibrated in terms of r.f. current.

Designers, using the Weston movement as the basic indicator, have come up with an astonishing bag of tricks over the years. With the addition of a light-sensitive selenium disc, for example, as shown in Fig. 10, the device becomes a commercial photographic exposure meter—the brighter the light on the disc, the more current generated. A small generator, on the other hand, transforms the meter into a tachometer for measuring rpm. In another application, two meters in one case can be




Fig. 10.




Fig. 11.

connected to the electronic receivers in an aircraft instrument landing system and arranged so that they show the pilot whether he is on or off course (Fig. 11). Such meter applications are virtually endless.

New Developments. Although the basic Weston movement has not changed in principle or basic design for 72 years, there are many striking new developments in meters. One of the newest is a printed-circuit meter recently introduced by the Parker Instrument Division of Interlab, Inc. As shown in Fig. 12, the meter's coil is printed on a thin disc and mounted parallel to a ring magnet. When current flows through the printed-circuit coil, a magnetic field is created which reacts with the field of the

magnet, and makes the disc rotate. A soft iron shell (not shown) encloses the magnet and disc, furnishing a return path for the magnetic lines of force.

The entire printed-circuit meter is only 1/2-inch thick. And since it weighs only a fraction as much as conventional meters of similar sensitivity and range, it will undoubtedly find widespread use where size





Fig. 12.



and weight are important—in airborne equipment, for example. Another important advantage of the new movement is its ability to handle overloads that would instantly burn out the relatively delicate Weston movement. The manufacturer claims that an overload of 1000 to 5000% will not damage these movements.

Another relatively new development is the meter which triggers a relay. Here, the indicating needle is fitted with a contact. A matching contact is fastened to an arm which is adjustable from the front panel. When the current in the circuit under measurement causes the needle to deflect to where the adjustable arm has been pre-set, the two contacts come together and set off a sensitive relay which can then be used to control some other circuit. By far the most sensitive relays available, these instruments can be made to operate on as little as one or two microamperes. Units of this type, by the way, can be used in any kind of control circuit—battery charging, tube overload protection, etc.—anywhere fast, accurate control is needed.

But developments such as these only scratch the surface. As the science of electronics advances into new realms, scientists and engineers are constantly finding new ways to make the basic meter—oldest of all electronic test instruments—more and more useful.

I did it with my Wen "All Saw"

*Buster
Heston*

The Wen "All-Saw" does everything a pattern saw will do . . . more than a circular saw . . . many things normally done by a band saw or miller—and many things that, until now, only a chain saw could do. In fact, the Wen "All Saw" will cut anything from a 6" log to intricate pattern work in wood, all metals, including steel thin gauge to 1/2", pipe and thin wall up to 2 1/2" in diameter. It cuts curves, circles, straight cuts or patterns in Masonite, Bakelite, tiles, formica, wallboard, Plexiglass, plaster-board, asbestos. Knife blade cuts anything normally cut with a knife. It's perfect for home workshops—yet it's UL Industrially Rated. You get 7 blades, a rip guide and a circle cutter at no extra cost. **\$44.95**

YOU CAN ALWAYS PEND ON
NEWER AND FINER PRODUCTS FROM

FINE FINISH SANDER—Light, handy and quiet. Powerful motor delivers 14,400 straight-line-action strokes per minute. Perfect for fine finishing and polishing. Strong black plastic case. Comes complete with 6 assorted abrasive sheets and 2 polishing pads. **\$13.95**

MULTI-PURPOSE SOLDER GUN KIT—Feather-light slim gun with 100 watts power. Heats in 2 1/2 seconds. Built-in spotlight focused on work. The kit includes the gun, extra tips for hot-cutting, smoothing, and rosin core solder . . . all in a strong metal box for neat compact storage. **\$7.95**

3/8" 2-Speed Power Drill. **\$29.95**
Lightweight Sabre Saw. **\$26.95**

WEN PRODUCTS, INC., 5810 Northwest Hwy., Chicago 31, Ill.

see the exciting **1961**

knight-kits®

A PRODUCT OF ALLIED RADIO


in this value-packed **ALLIED** catalog

free

444 pages
world's biggest

send for it!

use coupon
on next page



knight-kits—Best by Design

FUN TO BUILD Building it yourself is always satisfying fun—it's fun at its best when you build Knight-Kits—they're so beautifully engineered, so much easier, more pleasurable to work with...

YOU SAVE You save substantially because you buy direct from Allied at our money-saving big-volume-production prices—and because you do the easy building yourself...

YOU OWN THE BEST You'll be glad you built a Knight-Kit, because you'll own and enjoy with pride a true custom-built product, professionally engineered and styled—designed for superior performance...


EASIEST TO BUY **only \$2 down** on orders up to \$50; \$5 down up to \$200; \$10 down over \$200—up to twenty-four months to pay...

exclusive knight-kit MONEY BACK GUARANTEE

Every Knight-Kit is unconditionally guaranteed to meet our published specifications for performance or your purchase price is refunded in full.

Buy Any Knight-Kit!
...Build and Use It!
It Must Perform
Exactly as Claimed!

Your Satisfaction is Guaranteed



**70-Watt
Super-Power
Stereo!**

only **\$5** down

Y-934 Deluxe 70-Watt Stereo Amplifier; super-power to drive any of today's speakers; offers the ultimate in control flexibility and functions. **\$119.95**

see many more great **HI-FI KITS**

Stereo Preamp	18-Watt Amplifier
60-Watt Stereo Amplifier	12-Watt Amplifier
Stereo Control	FM Tuner
25-Watt Amplifier	Speaker Systems



only **\$5** down

Y-935 Model R-55 All-Band Superhet Receiver; covers 540 kc to 36 mc, plus 6 meters; general coverage tuning and calibrated Amateur bandspread tuning on slide-rule dial. **\$67.50**

see many other **HOBBYIST KITS**

"Space Spanner"® Receiver	Transistor Radios
"Ocean Hopper" Radio	2-Way Intercom
Radio-Intercom	Electronic Lab Kits
Clock-Radio	Photoelectric System



Y-125 High sensitivity general-purpose VTVM; 11 meg input resistance; balanced-bridge circuit; big 4½" meter. **\$25.75**

only **\$2** down



only **\$2** down

From original concept to final design, each Knight-Kit is produced by and comes directly to you from **ALLIED**

sold exclusively by

ALLIED

knight-kits: best in build-your-own electronic equipment



only \$5 down

Y-929 Professional quality Stereo Tape Record/Playback Preamp; permits tape monitoring, sound-on-sound and echo effect; use with any tape transport... less case... **\$79.95**



only \$5 down

Y-774 Deluxe 40-Watt Stereo Amplifier; full frequency center channel. Finest amplifier available anywhere in this price range... **\$76.95**



only \$2 down

Y-927 Super-value 20-Watt Stereo Hi-Fi Amplifier, with special clutch-type dual-concentric level control; biggest bargain in Stereo hi-fi... **\$39.95**

Only \$39.95 For Full 20 Watts Stereo!

Y-731 Deluxe FM-AM Stereo Hi-Fi Tuner, with Dynamic Sideband Regulation, variable AFC, "Magic Eye" slide-pointer tuning; includes multiplex add-in feature... **\$87.50**



only \$5 down



only \$5 down


Y-712 Model C-27 Superhet Citizen's Band Transceiver; dual-conversion receiver for highest sensitivity and selectivity; 2-channel crystal-controlled 5-watt transmitter; finest at any price... **\$79.95**



only \$2 down

Y-713. Top value, lowest-priced complete Citizen's Band Transceiver. Tunable 22-channel super-regenerative receiver; 5-watt transmitter... **\$39.95**

\$39.95 For This Citizen's Band Transceiver



only \$2 down

Y-928 Outstanding FM-AM Hi-Fi Tuner; with AFC and tuned RF stage on FM; includes multiplex jack... **\$49.95**

Y-258 Sensational 4-Band "Span Master" Receiver; renowned for thrilling world-wide reception; complete with cabinet... **\$25.95**



only \$2 down



only \$5 down

Y-933 Top value 32-Watt Stereo Hi-Fi Amplifier; high power at low cost; plus full frequency center channel... **\$59.95**




only \$2 down

Y-143 Model "600" Tube Checker; checks over 700 types; illuminated roll-chart; obsolescence-proof design... **\$32.95**

Y-145 RF Signal Generator; output to 112 mc on fundamentals; 400-cycle modulation... **\$19.75**

full selection of **INSTRUMENT KITS**

- 5" Oscilloscopes
- AC VTVM
- Tube Checkers
- Signal Tracer
- Audio Generator
- Sweep Generator
- Battery Eliminator
- Capacity Checker
- Transistor Checker
- R/C Tester,
- plus many others



free

SEND FOR THE 444-PAGE **1961 ALLIED CATALOG**

Write today for the world's biggest electronics catalog, featuring the complete KNIGHT-KIT line. See the big news in quality electronic kits—save on everything in Electronics. Send for your **FREE** copy.

send for it today!

ALLIED RADIO, Dept. 163-J
100 N. Western Ave., Chicago 80, Ill.

Send **FREE** 1961 ALLIED Catalog

Name _____

Address _____

City _____ Zone _____ State _____

RADIO

Pioneer in electronic kit development

NEW CITIZENS' BAND TEST SET . . .



Combination Crystal Checker, RF Signal and Field Strength Meter

Compact, portable . . . cuts servicing and installation time on Citizens' Band and *all* other types of crystal controlled transmitters and receivers! Checks crystal activity—indicates output—checks for "on channel" operation—use for final amplifier tuning, adjusting squelch, or peaking. The perfect "assist" instrument for technicians, communications engineers, or radio amateurs.

Fully transistorized, complete with 15 ft. remote cable. **\$29.95 NET**

SEND COUPON TODAY

SECO SECO ELECTRONICS, INC. E-5
5015 Penn Ave. So.—Minneapolis 19, Minn.

Please send free literature on all Seco Test Equipment.

NAME _____

ADDRESS _____

CITY _____ ZONE _____ STATE _____

EAST CANADA: Daveco Agencies, Ltd., Montreal, Quebec
WEST CANADA: Ron Merritt Co., Vancouver 1, B. C.

\$1 ELECTRONIC SALE

Buy one at the low price listed and get the second for only \$1.00 more. Price includes postage and insurance.

All merchandise is new, tested, guaranteed, and meets FCC specifications where required. Tubes, transistors, and crystals are included. Power supplies and cabinets are not.

- TRANSMITTER**, Code #253275, 5 watt, 27 mc. crystal controlled citizens band. \$14.99 ea. 2 for \$15.99.
- TRANSMITTER**, Code #263505, 5 watt, 50 to 54 mc., crystal controlled, amateur band. \$14.99 ea. 2 for \$15.99.
- TRANSMITTER**, Code #925327, 100 milliwatt, 27 mc., crystal controlled, citizens band, completely transistorized. Shirt pocket size. \$18.99 ea. 2 for \$19.99.
- CONVERTER**, Code #260270, adapts any broadcast radio to 27 mc. citizens band. Tunes all 22 channels. \$14.99 ea. 2 for \$15.99.
- CONVERTER**, Code #926027, similar to above except uses 3 high frequency transistors. Operates on 6 or 12 volts. \$24.99 ea. 2 for \$25.99.
- NOISE SILENCER**, Code #113300, for superhet radio receivers. A superior circuit using 2 dual tubes which provides the most effective noise clipping and adjustable squelch without audio distortion or loss of gain. \$14.99 ea. 2 for \$15.99.
- RECEIVER**, Code #715271, frequency range 27 to 29 mc. citizens band and 10 meter amateur band. Sensitivity better than 4 microvolts. Battery operated. \$9.99 ea. 2 for \$10.99.
- RECEIVER**, Code #971527, 27 mc. citizens band. Pocket size, completely transistorized. Operates on 4 pen-light cells. \$16.99 ea. 2 for \$17.99.

Limited Quantity—no catalogs or literature available. All merchandise on display at our retail store at 196-23 Jamaica Ave., Hollis 23, N. Y.

Mail your order direct to our factory below.

VANGUARD ELECTRONIC LABS, Dept. E-9
190-48 99 Ave., Hollis 23, N. Y.

Inside the Hi-Fi Transformer

(Continued from page 49)

peaks and valleys, but the parallel connection corrects this effect to some extent. The different resonant frequencies of the various sections set up uneven patterns of leakage flux, but the parallel connection sets up a reverse flux which tends to cancel out the flux differences and thus wipe out the primary resonant peaks. Practically all modern output transformers now use some form of paralleled secondaries, although a similar result can be achieved with paralleled primary sections.

David Hafler, who was associated with Keroes in both the commercial development of the Acrosound transformers and the distributed-load circuits, achieves roughly comparable performance through a simpler patented arrangement of windings used in the Dyna transformers and shown in Fig. 4. The *Pri. 3* winding is next to the core and the others are wound above it, exactly in the order shown in the diagram. Here the two coils are not only divided into several sections, but some of the sections are wound in opposite directions to buck out leakage fluxes. Although this pattern is relatively simple, it has resulted in units flat from 7 to 70,000 cps.

Secondary Taps. The use of high feedback factors has brought on another complication. It is desirable to provide several taps on the secondary to match speakers of 4, 8, or 16 ohms. It is also desirable, of course, to have exactly the same performance regardless of which speaker tap is used. In fact, if the performance is not the same, each amplifier would have to have its feedback loop trimmed to suit the response of the tap being used.

The easiest way to provide the proper match for speakers of different impedances is simply by tapping the secondary at the proper point, regardless of where that may be. This is still common practice. However, if the tap is made at any point other than the end of a layer, the leakage reactance will be high. Thus a 4-ohm tap in the middle of a layer would have a higher leakage than an 8-ohm tap at the end of the layer; and the feedback loop would work quite differently with 4-ohm and 8-ohm speakers.

To correct this condition, Keroes uses a very ingenious method. The two inner sections of the secondary are wound with from

two to four parallel wires bifilarly (side by side). These separate wires can be connected in various ways at the outside of the layer to achieve just about any turns ratio desired. Figure 5 shows one way of connecting three bifilarly wound wires to make a single coil so the taps on the Acrosound secondary are always taken at the end of a layer.

In other transformers, the secondaries are space-wound so that each section between taps occupies at least one full layer. In still others, multiple secondary sec-

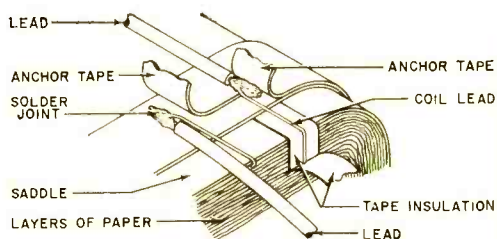



Fig. 5. Method of tapping secondaries in Acrosound transformer for identical leakage reactances.

tions—each covering a full layer—are connected in various series, parallel or series-parallel combinations, to achieve the right turns ratio.

Current Trends. Interestingly enough, the modern hi-fi output transformer has led to a virtual redesign of hi-fi amplifiers. Triodes were favored over pentodes at one time, partly because triodes present a far lower load and therefore require less inductance in the transformer primary, which in turn simplifies the capacitance and leakage problems. But with better output transformers, a large amount of feedback can be used. Such high feedback gives the pentode a low output impedance so that its inductance requirements are much like those of a triode. Even more important, the pentode requires less drive and therefore one or two stages can be eliminated.

The distributed-load arrangement improved the situation even more for pentodes. The development of better pentodes, too, such as the EL84 and the EL34, further simplified amplifier circuitry, which in turn reduced phase shifts and lessened the stringent demands on the output transformer. Today, the relatively simple Dyna and Mullard circuits are justly renowned—thanks in part to the modern wide-range output transformer.

-30-



PORT ARTHUR COLLEGE

ELECTRONICS • COMMUNICATIONS
RESIDENT • CO-EDUCATIONAL
AM-FM RADIO • TV STATIONS
MARINE RADIO

TRAINING Is the finest. Well equipped college classrooms and laboratories with AM, FM transmitters, radar and marine equipment, color fundamentals, transistors, television, camera chain, experimental laboratory test equipment, etc. used as standard part of curriculum.

PRACTICAL On-the-job-training program. College operates Radio Station KPAC, co-owner of KPAC-TV. You learn the interesting way. You learn by doing.

G.I. APPROVED

CO-EDUCATIONAL You enjoy the personal growth and cultural advantages that only the American co-educational college system can provide.

LOW COST Being a non-profit vocational institution explains our low tuition rates . . . \$36 per month. Room and board at campus dormitory only \$52 per month. Monthly payments accepted.

FREE PLACEMENT SERVICE Our graduates are in demand at good salaries. We have trained men from all 50 states and abroad.

INVESTIGATE Write for illustrated booklet P-48 for further details. Classes now forming. Non high school graduates must pass entrance examination. Persons 21 years or older may be accepted on individual approval.

PORT ARTHUR COLLEGE

PORT ARTHUR, P-1283, TEXAS

Founded in 1909

Carrier-Current Sentinel

(Continued from page 65)

1½" plastic or wooden box and the cover screwed in place; if size isn't too important, a small cigar box or similar wooden container will do.

The coil for the pickup unit (*L3*) is wound on a dowel stick ¾" to 1" in diameter and approximately 5" long; an old broomstick was used in the model. Wind 70 turns of No. 20 plastic-covered hookup wire on the form, and pass the ends of the winding through two holes drilled through the ends of the dowel. Connect capacitors *C5* and *C6* in series with the leads, and solder the free ends of the capacitors to a line cord. House the pickup unit in a suitable wooden box.

Operation. Place the pickup unit on top of a broadcast radio in the listening room; to insure maximum pickup, make certain that the coil of the pickup unit is parallel to the loop antenna in the radio. Turn on the radio and tune it to the lowest unused frequency on the dial.

Now plug the Sentinel's line cord into an adjacent receptacle and turn the unit on. Set the modulation control about midway, whistle into the loudspeaker "mike," and turn the frequency control until you hear yourself on the radio. Talk into the Sentinel and adjust the modulation control for best sound. Next, unplug the Sentinel and plug it into a receptacle in the room you want to monitor, taking care not to upset the control settings.

Your Carrier-Current Sentinel is now set for receiving calls. Just talk into its miniature "mike," and the Sentinel will do the rest.


—50—

HOW IT WORKS

The heart of the Sentinel is a Hartley oscillator circuit (coil *L1*, capacitor *C1*, and transistor *Q1*) which develops an r.f. carrier. The center-tap of coil *L1* would ordinarily be connected directly to ground, but in this case the ground connection is made via the speaker voice coil. As a result, the output from the speaker collector-modulates (i.e., plate-modulates) the r.f. carrier.

Potentiometer *R1* adjusts the feedback to the transistor base and thus controls the carrier frequency; potentiometer *R4* controls the modulation level in the circuit. The oscillations in *L1* are induced in *L2* and coupled to the a.c. line through blocking capacitors *C3* and *C4*.

Coil *L3* in the pickup unit concentrates the signal on the line near the radio's antenna. The radio in turn detects the signal and broadcasts it over its speaker.



Pablo Picasso by Irving Penn


SEE

the 1961 PHOTOGRAPHY ANNUAL

- Photojournalism
- Glamor
- Abstraction
- Nudes from Japan
- International Portfolio
- Industrial Advertising

Plus the work of

- Cartier-Bresson
- Davidson
- Halsman
- Haas
- Heyman
- Nakamura
- Penn
- Winquist
- and many others



All in the world's greatest showcase of fine photographs. Now on sale at newsstands and camera stores everywhere—or you can use this handy coupon to order today.

Only \$1.25

Ziff-Davis Publishing Company
Department PE-96
434 S. Wabash Avenue, Chicago 5, Illinois

Please send me a copy of the 1961 PHOTOGRAPHY ANNUAL. I enclose \$1.25, the cost of PHOTOGRAPHY ANNUAL, plus 10¢ to cover mailing and handling charges.

NAME _____

ADDRESS _____

CITY _____ ZONE _____ STATE _____

Transistor Topics

(Continued from page 86)

transistor oscillator circuit that is stable and capable of operating over a wide frequency range. Dave points out that both Columbia University and University of Toronto are setting up workshops devoted to a study of this field. He also notes that a full day was devoted to electronic music at the recent World Composers Conference in Stratford, Ontario.

Product News. With fall approaching, most manufacturers are readying new lines and new models of their older products. Here's a quick review of items to watch.

Motorola is now producing a large-screen transistorized TV set. Equipped with a rechargeable silver-cadmium cell, it uses a 19AEP4 picture tube, 23 transistors, and 12 diodes.

Telex, Inc. (St. Paul, Minn.) has introduced a hearing aid which does away with ear tubes and dangling cords. Consisting of two parts, the unit includes a high-gain amplifier and short-range transmitter (200 kc.) in eyeglass frames. A self-contained 200-kc. receiver is housed in a sub-

miniature assembly which fits entirely within the ear. Six transistors are used—five in the basic amplifier and transmitter, one in the receiver. Overall acoustical gain is 45 db.

General Electric has expanded its already large line of semiconductor rectifiers with a series of 16 medium-current units. All are stud-mounted silicon devices in the 2- to 8-amp. range. Continuous peak inverse voltage ratings of the various models range from 50 to 600 volts; type numbers are 1N1341A through 1N1348A.

The Autolite-developed transistorized ignition system has now been applied to tractors. Engineers of the Electric Autolite Company recently demonstrated the system to officials of Minneapolis-Moline.

For a long time, the only transistorized AM-FM portables available to American consumers were imports, with Sony perhaps the best known. But Zenith has just introduced an American-made AM-FM set to major market areas throughout the United States.

That's the picture for now. We'll be back next month with more news.

Lou

MICRO

ELECTRON TUBE

INTRODUCES FOR THE FIRST TIME
ANYWHERE A SELECT STOCK OF USED
TUBES AT A FABULOUS LOW PRICE

37

¢
ea.

FOR any TUBE LISTED

Jan Surplus Tubes!

\$35 PER HUNDRED ASSTD.

- Each and every tube is tested in our own laboratory for mutual conductance and life test.
- We guarantee FREE replacement for one year of any tube purchased from us which fails to function efficiently under any or all operating conditions. Prompt refunds are made on any defective merchandise.
- The advertised tubes are not necessarily new, but may be electrically perfect factory seconds or used tubes—each is clearly so marked.

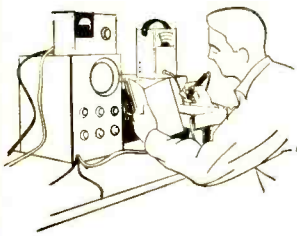
0A2	6X8	6BM6	6SF5	7Z4	19BG6G
0Z4	6Y3GT	6BJ6	6SF7	12A8	19J6
1A7GT	6Y4Q	6BK5	6SJ7	12AQ5	19T8
1B3GT	6A7	6BK7	6SK7	12AT6	24A
1H4Q	6AB	6BL7CT	6SL7CT	12A7T	25AV5
1H5GT	6AB4	6BN6	6SN7GT	12AUG	25BQ6
1L6	6AC7	6BQ6GT		12AV6	25DN6
1R5	6AF4	6BQ7		12AV7	25L6GT
1R5GT	6AG5	6BY5G		12AX4GT	25W4GT
1S5	6A07	6BZ6		12AX7	25Z5
1S5	6AH4GT	6BZ7		12AZ7	26
1U8	6AM6	6C4		12B6G	35A5
1U4	6AL5	6C5		12B6	35B5
1T4	6AL7	6C6		12B6G	35C5
1X2	6AM8	6C8B		12B6G	35L6GT
2A3	6AN8	6C9G		12B7	35W4
2AF4	6AO5	6C8		12B7	35Z5GT
3B6	6AQ6	6CM7		12CA5	39/44
3B6	6AQ7CT	6C7		12C7	42
3C6	6AB	6C8		12K7	43
3CF6	6AT6	6C9		12L6	45
3CC6	6AT8	6C8		12M7	50A5
3L4	6AU4GT	6CUG		12N7	50B5
3Q4	6AUSGT	6D6		12P7	50C5
354	6AB	6DQ6		14Q7	50L6GT
3V4	6A8	6F6		14U7	50R6
4BQ7A	6AV5GT	6H6		15A7	50S5
4BZ7	6AV6	6J4		15C7	50T5
5A5	6AW6	6J5		15D7	50V6
5AT6	6AX4GT	6J7		15E7	56
5AV8	6AS5GT	6K6GT		15F7	57
5AW4	6BB	6K7		15G7	58
5BK7	6BA6	6K8		15H7	71A
5I6	6BC5	6L7		15J7	75
5T8	6BC8	6N7		15K7	76
5U4C	6BD8	6O7		15L7	77
5U8	6BE6	6P6		15M7	80
5V4Q	6BF5	6Q7		15N7	84/6Z4
5V6GT	6BF6	6S8GT		15P7	117Z3
	6BG6	6SA7		15Q7	117Z6
		6SC7		15R7	
				15S7	
				15T7	
				15U7	
				15V7	
				15W7	
				15X7	
				15Y7	
				15Z7	
				16A7	
				16B7	
				16C7	
				16D7	
				16E7	
				16F7	
				16G7	
				16H7	
				16I7	
				16J7	
				16K7	
				16L7	
				16M7	
				16N7	
				16O7	
				16P7	
				16Q7	
				16R7	
				16S7	
				16T7	
				16U7	
				16V7	
				16W7	
				16X7	
				16Y7	
				16Z7	

WRITE DEPT. PE-9 FOR OUR FREE COMPLETE LIST OF TUBES & SPECIAL PURPOSE TUBES

MICRO

ELECTRON TUBE CO.

P. O. Box 55, Dept. PE9, Park Sta., Paterson 3, N. J.



The Perfect
Workshop
Companion For
The Advanced
Audiophile

THE 1961 AUDIO YEARBOOK

Over 25 projects and features covering stereo, hi-fi, components, acoustics—every phase of audio! Advanced discussions and instructions on:

- CONSTRUCTING THE BI-PHONIC COUPLER
- STEREO MICROPHONE TECHNIQUES
- FINDING FAULTS IN HI-FI SYSTEMS
- WIDE SPACE STEREO
- MULTIPLEXING MUSIC ON ONE RECORDER
- ROOM ACOUSTICS FOR STEREO
- Plus many other authoritative articles.

On sale at your newsstand or electronics parts store September 8th or order by coupon today.

ONLY
\$1.00



Ziff-Davis Publishing Company, Dept. PE 96
434 S. Wabash Avenue
Chicago 5, Illinois

Please send me a copy of the 1961 AUDIO YEARBOOK.
I enclose \$1.00 plus 10¢ to cover mailing and handling charges. (Canada and Foreign \$1.25 plus 10¢ postage.)

NAME _____

ADDRESS _____

CITY _____ ZONE _____ STATE _____

Ionized Air and Human Health

(Continued from page 45)

compiling hour-by-hour reports on major crimes; doctors are collecting daily data on over 3000 hospital patients; and the city medical examiner will contribute figures on natural deaths, suicides, and homicides. To the Institute goes the gigantic job of correlating all of these facts with variations in natural ionization, atmospheric electricity, barometric pressure, and other climatological factors.

Other cities have similar, though less extensive, programs under way. For example, the U. S. Weather Bureau now has two full-time bioclimatologists on its New York staff who investigate, among other things, air ionization. Several European cities are also running experiments.

Continuing Progress. Where might these far-flung investigations lead? As is usually the case with scientific research, the results will probably be more revolutionary than we can guess. Already, there are these developments:

- The Central Bureau of Meteorology in Hamburg, West Germany, issues a daily Medico-Meteorological Bulletin which advises against surgery on days when natural ionization and other climatological factors are unfavorable.

- Dr. Kornbluh recommends that emergency civil defense centers which might handle large numbers of burned patients be supplied with massive ionizing equipment. With such equipment, he says, there would be less pain and suffering, less need for narcotics, and more rapid recovery.

- Other authorities suggest that submarine crews and others who must work for long periods in cramped quarters might feel better and operate more efficiently in a mildly ionized atmosphere.

- Armed Services space-medicine scientists—aware that extremely high ion levels will be generated in space vehicles by cosmic radiation—have launched an intensive program to learn more about ionization and its effects. Dr. Albert Krueger's work in California, for example, was done under a U. S. Navy grant.

- At the recent political conventions, the ABC network had special "rest-haven" rooms with negatively charged air; the idea was to relax and exhilarate the political figures before they went on the air.

- Ionizers may find widespread use in the

home—to make you feel better, more relaxed, contented. At least two companies, Wesix and Philco, have ionizers on the market suitable for home use, and other companies are known to be studying the possibility of marketing similar devices.

Thus, ionized air, though its effects on the human body are still only hazily understood, is already making worthwhile contributions to the health and comfort of thousands. Although not all medical authorities accept ion therapy in its present state as a useful medical tool, and while further research is proceeding at a snail's pace compared to other branches of medical investigation, progress continues to be made. Work now under way in connection with our space-medicine program may provide the boost needed to transform ion therapy from medicine's neglected step-child into its newest "wonder cure."

Dr. Kornbluh said recently, "I think we are well over the experimental stage. From now on, it is only a matter of time and money until ionization becomes an integral part of physical medicine." —50—

Across the Ham Bands

(Continued from page 83)

the June 1960 POPULAR ELECTRONICS. Or you can make a temporary 4-watt load by connecting a pair of 2-watt, 100-ohm composition resistors in parallel.

Next, connect a 1-ma. meter to *J3* and *J4* (the "+" terminal on the meter to *J3*) and set *S1* in the *Forward* position. With *R2* at the ground end of its rotation, feed a few watts of r.f. into *J1* on the 28-mc. band.

Then adjust *R2* for full-scale deflection on the meter. With a 16' length of coax in the bridge, five watts of r.f. will "pin" a 1-ma. meter at 28 mc. with *R2* "full on." If less power is available, a 50-ma. meter will probably be required for adequate deflection at lower frequencies. If the terminals on your meter are not labeled and the meter reads backwards, reverse its connection to *J3* and *J4*. Turn *S1* to the *SWR* position, and adjust *R1* for minimum meter reading. If the bridge is built correctly, this minimum will be very close to zero. Once *R1* is adjusted, its setting should not be changed.

Using the Bridge. Connect the bridge in series with the coaxial cable between your transmitter and antenna or antenna

HELIWHIP* ANTENNAS

and Beacon Fixed Station
Antennas for the 27 mc.

CLASS "D" CITIZENS BAND

Mobile Unit (Model HW-11)

Three Model HW Heliwhips* cover every citizen band application! Compact! Efficient!

MARK MOBILE, Inc. offers a completely integrated antenna package for all 27 mc. 11-meter Citizens Band requirements.

The "BEACON" Base Station Antenna is a new concept in fixed station antenna design. Requiring no radials or "skirts" it is a full half-wave radiator with exceptional efficiency.

The HELIWHIP* (patented) mobile antennas, a basic development of the MARK engineering staff, provide full efficiency in vehicular applications with compact and attractive units. No need to use unsightly long steel whips on your automobile.

For Marine applications the MARINE HELIWHIP* with Launcher-Matcher Cable eliminates the need for metal ground plane and permits full efficiency of antenna when mounted on fiberglass and wood boats as well as mast mounting.

Base Station (Model CBB-1)

Marine Unit (Model HW-11-6M)

* U. S. Process Patent No. 2,938,210 (Other patents pending)

MARK MOBILE, Inc.

VEHICULAR COMMUNICATIONS ANTENNAS
Dept. PE-9 5441 W. Fargo Ave., Skokie, Illinois
Phone: ORchard 5-1500

ELECTRONICS

BOOK SERVICE

will send you your choice of the world's greatest electronics books for a **7-DAY FREE EXAMINATION**

Here are some of the world's greatest electronics books...chosen carefully by Ziff-Davis Electronics Book Service as among the best in their fields. You'll find top-notch texts and manuals on theory and instruction...important volumes covering radio and TV servicing, transistors and tubes...reference books to help you understand such fields as computers, citizens band, communications, and electronics experimentation.

Each volume is designed to help you get more know-how, greater enjoyment from your electronics specialty—and each is yours for **7 days FREE!** Simply write your choices on the coupon below and mail it today. When your books arrive, read and enjoy them for seven full days. If, after that, you don't agree that they are everything you want, return them and owe nothing. Here is the perfect way to build the library every man in electronics must have.

THEORY AND INSTRUCTION

RADIO AND TV SERVICING

TRANSISTORS AND TUBES

Get started in radio, TV, communications, by using these simple basic guides to electronic principles, functions, and operations!

Save time and labor in radio and TV maintenance by referring to professional handbooks!

Keep abreast of the latest designs and concepts in both transistors and tubes by using the charts, diagrams, and photographs in these practical books!



2500. BASIC ELECTRONICS, Grob

An introductory text on the fundamentals of electricity and electronics for technicians in radio, television and industrial electronics. \$9.25

2501. ELEMENTS OF ELECTRONICS, Hikey and Villines

This basic electronics text offers an excellent course for training radio and electronics technicians and for students in television, radar and sonar. \$6.95



2511. UNDERSTANDING RADIO, Watson, Welch and Eby

For those with little or no technical knowledge who wish to know the fundamentals of radio theory and servicing. \$7.95

2412. TELEVISION AND FM ANTENNA GUIDE, Noil & Mandl

Two antenna experts tell you their secrets of antenna choice and installation for best reception in any area. Loaded with useful tips on improving reception in fringe and difficult areas. \$5.25

2407. HOW TO GET AHEAD IN THE TELEVISION AND RADIO SERVICING BUSINESS, Marcus

Shows the easy way to get started as a TV-Radio repairman, how to earn while you learn, how to get and keep customers. \$3.50

2415. MANDL'S TELEVISION SERVICING, Mandl

This standard text book in the T.V. servicing field provides clear descriptions of the fundamentals of T.V., and practical instruction on the diagnosis and correction of typical troubles. \$6.95



2408. ESSENTIALS OF ELECTRICITY FOR RADIO AND TELEVISION, Slurzberg and Osterheld

Provides necessary background of principles for understanding T.V., FM and radio circuits. \$8.00



2404. FM RADIO SERVICING HANDBOOK, King

A practical guide to FM V.H.F. receivers, their design, construction, alignment and repair. \$5.00



2600. TRANSISTORS, Gillie

Describes and analyzes semi-conductors and transistors and how they behave. 300 pages, illustrated. \$7.95

2604. BASIC ELECTRON TUBES, Geppert

A text for a first course in electronics. It covers the tubes themselves, not the circuit applications. Basic principles governing operation of specialized tubes are explained. \$7.50



2601. TRANSISTORS IN RADIO, TELEVISION AND ELECTRONICS, Kiver

A descriptive, non-mathematical text for radio, television, electronics technicians and for those who need to gain a working knowledge of transistors and transistor circuits. \$7.95

2606. ELECTRON-TUBE CIRCUITS, Seely

A clear analytical method in the study of electron-tube circuits. Provides a broad background in preparing for work in radio and electronic engineering. \$10.50

BIG MONEY IN THE 4 CORNERS OF THE WORLD!

in TELEVISION, RADIO,
ELECTRONICS, RADAR, SONAR

**ONLY CHRISTY OFFERS
COMPLETE TRAINING!**

Investigate the Christy Complete Course. Why be satisfied with less? CTS Shop Method, Home Training makes learning easy. You learn by working with actual equipment. You receive Comprehensive training from the start. **CAN EARN AS YOU LEARN.** You become qualified to open your own Electronics Repair business or to gain high pay as a TV, Radio, Electronics, etc., Technician.

19 TRAINING KITS INCLUDED! You receive a Multi-Tester, Oscillator, Signal Tracer, Oscilloscope, Signal Generator, Electronic Timer, Regenerative Radio. 24" TV set (optional) and other valuable testing equipment. **FREE BOOK and TWO FREE LESSONS** yours for the asking! No obligation.

CHRISTY TRADES SCHOOL

3214 W. Lawrence Ave., Dept. T-414
Chicago 25, Ill.



**SEND for 3
FREE BOOKS**



CHRISTY TRADES SCHOOL, Dept. T-414
3214 W. Lawrence Ave., Chicago 25, Ill.

Please send me the 3 FREE BOOKS and Special Form for
PAYING LATER from EARNINGS MADE WHILE LEARNING.

NAME AGE.....

ADDRESS

CITYZONE.....STATE.....

TV PICTURE TUBES AT LOWEST PRICES

NEW TUBES 14RP4-\$16.95 14W/ZP4-\$16.95 17BJP4-\$19.95
17BZP4-\$19.95 21CEP4-\$22.95 21DEP4-\$22.95
ALL ALUMINIZED: 24AEP4-\$26.95 24AHP4-\$26.95

10BP4 \$ 7.95	16WP4 \$12.00	17TP4 \$17.00	21EP4 \$13.50
12LP4 8.50	16PT4 9.95	19AP4 16.00	21FP4 14.50
14B/CP4 9.95	17AVP4 12.50	20CP4 13.50	21WP4 14.00
16DP4 12.00	17BP4 9.95	20HP4 14.50	21YP4 14.50
16EP4 12.75	17CP4 17.00	21AP4 22.10	21ZP4 13.50
16GP4 14.50	17GP4 17.60	21ALP4 15.75	24CP4 23.50
16KP4 9.95	17HP4 12.50	21AMP4 15.75	24DP4 24.50
16LP4 10.95	17LP4 11.50	21ATP4 15.75	27EP4 39.95
16RP4 9.95	17QP4 9.95	21AUP4 15.75	27RP4 39.95

1 YEAR WARRANTY

Aluminized tubes \$3.00 for 21"; \$5.00 for 24" and 27" additional. Prices include the return of an acceptable similar tube under vacuum. These tubes are manufactured from reprocessed used glass bulbs. All materials including the electron gun are brand new.

ALL PRICES FOB CHICAGO, ILLINOIS. Deposit required, when old tube is not returned, refundable at time of return. 25% deposit required on COD shipments. Old tubes must be returned, prepaid. Tubes shipped Rail Express. We ship to the Continental U. S. and Canada, only.

WRITE FOR COMPLETE LIST

—PICTURE TUBE OUTLET—
2922 MILWAUKEE AVE., CHICAGO 18, ILLINOIS
Dickens 2-2648

SCIENCE ENGINEERING

Bachelor's degree in 27 or 36 months

Accelerated year-round program: Aero, Chemical, Civil, Elec., Mech., Metallurgical, Mathematics, Chemistry, Physics. Modest rate. **Earn board.** New classes start Sept., Jan., Mar., June. Catalog, 2390 E. Washington Blvd., Fort Wayne 2, Indiana.

INDIANA TECHNICAL COLLEGE

coupler. With R_2 at the ground end of its rotation, tune up the transmitter in the normal manner. Then, place S_1 in the *Forward* position and adjust R_2 for a full-scale reading. If you are unable to obtain a full-scale meter reading on the lower-frequency ham bands, adjust potentiometer R_2 for the highest possible whole-number meter reading.

Now switch S_1 to the *SWR* position and note the new meter reading. If the meter reads "0" in the *SWR* position, you have a perfect (1:1) match; one-fifth the reference reading indicates a 1½:1 mismatch; one-third the reference reading, a 2:1 mismatch; one-half the reference reading, a 3:1 mismatch; three-fifths the reference reading, a 4:1 mismatch; and two-thirds the reference reading, a 5:1 mismatch.

To improve the match, readjust your antenna coupler. If you do not use a coupler, check to make sure that the impedance of your feedline matches the feed-point impedance of your antenna. In addition, you might check the length of your antenna for proper resonance at your operating frequency.

News and Views

Starling "Max" Glass, KN4GNJ, Rt. 4, Rome, Ga., is winding up his Novice career after having worked 31 states and British Columbia. He has passed his General exam and is waiting to bury the 'N'. Max uses a homebrew 50-watt to feed a dipole antenna on 7159 kc., and he receives with a National NC-60 aided by a Heathkit QF-1 Q-Multiplier.

... **Eddy Pacyna Jr., K1 - - -**, 86 Neanda St., New Britain, Conn., came through with all the dope on his station except his call letters. Eddy started his ham career as a Novice, and has never run more than 50 watts to his transmitter. But he has WAS and WAC and 40 countries on 40 and 20 meters. He will sked you on these bands to help you get your Rag-Chewers Certificate or for any other reason. Eddy's present transmitter is home-built and runs 35 watts to feed a combined 20- and 40-meter dipole; his receiver is a National NC-88 helped along by a QF-1 Q-Multiplier. Over 600 SWL cards wall-paper his ham shack.

... **Steve, K4NGK**, Lexington, N. C., was pleased to see the mention of his Cuban ham friends, including CO2DL, in the June "News and Views," and immediately shipped CO2DL the 40-meter Novice crystal he hadn't been able to get. Mission accomplished!

Sherman Stanley Jr., WV6IRN, 2412-29 St., Sacramento, Calif., is in the "hot seat" waiting for his General Class license to arrive. But he's not sitting with his arms folded—he's putting together a new Heathkit Apache transmitter. Sherman's Heathkit DX-40, running 75 watts, still works fine though. With it, and his Hallicrafters SX-111 receiver and

folded dipole, he has worked 34 states, 32 of them confirmed. . . . **Bob Mann, Jr., KN5ZOX**, and his dad, **KN5ZOW**, 6020 Ponder Drive, Ft. Bliss, Texas, use a DX-40 transmitter matched up to a 40-meter dipole antenna. They receive on a National NC-183 receiver. Their record is 37 states worked and 27 confirmed in four months. . . . **Glenn Hamilton, KNØYPY**, 531 Ottawa Street, Leavenworth, Kansas, has worked 34 states in a month on the air. His only crystal frequency is 7173 kc., however, so that is the frequency to look for him on if you arrange a sked with KNØYPY to work Kansas. Glenn pushes his DX-40 to 75 watts to agitate a 40-meter dipole antenna which is 25' high.


Arthur Morrison, KN4PBE, 1350 Bell St., Riviera Beach, Fla., is helping to keep the Morrison family on the air while his brother Eddie, **K4TPP**, is in the Army. Art spends about 75% of his time on 40 meters and 25% on 15 meters. He uses a Globe Chief 90 transmitter and an old Hallicrafters S-20R receiver. If everything goes right, he hopes to swap the S-20R for an SX-110 soon. **KN4PBE's** antenna is also a 40-meter dipole. . . . **John Chapin, KN3JWJ**, 1235 Shackamaron St., Philadelphia 25, Pa., got a slow start on the air after receiving his license, but in the past month he has made over 100 contacts in 24 states. He operates on 80 and 40 meters, using a Knight T-50 transmitter and a Hallicrafters SX-42 receiver. . . . **Tommy Morgali, K7IUF**, Moneta, Wyo., is going to be a very popular ham. He offers to work anybody on phone or c.w. who

wants Wyoming on 10, 15, 20, or 40 meters. And that appears to be almost everybody! Tommy uses a DX-40 to excite a multi-wire dipole and another 15-meter dipole. He slips into the holes in the interference with a Heathkit VF-1 VFO; a National NC-188 receiver equipped with a Q-Multiplier helps him find the holes.

Paul Schumacker, KN9TRB, 2591 Beaumont Ave., Green Bay, Wis., worked only one "7," who did not QSL, and he was beginning to doubt that there were any more. But he now knows about K7IUF! Paul works the 80-, 40-, and 15-meter Novice bands with equal pleasure. His Johnson Adventurer transmitter excites an "all-band" antenna; a Hallicrafters SX-28 receiver takes the incoming signals from the antenna. Thirty states, 29 of them confirmed, and Canada make up Paul's "brag" list. . . . **Robert McGraw, KN4TAY**, 401 Main St., Martin, Tenn., tried three different antennas and two transmitters in his first two months on the air before finding the winning combination. Now, with a T-50 transmitter exciting a $\frac{1}{2}$ -wave doublet, the picture is a lot rosier. He has made 75 contacts in 15 states on 3710 kc. Bob receives on a Hallicrafters S-38 receiver, to which he has added a preselector and a Q-multiplier, both of his own design.

Mail your "News and Views," pictures, and comments to: Herb S. Briar, W9EGQ, C/O POPULAR ELECTRONICS, One Park Ave., New York 16, N. Y. 73.

Herb, W9EGQ



"More than Citizens' Radio" ...

a complete, fully engineered "industrial-type" transceiver!

VIKING *Messenger*

Anyone can operate—license issued by the FCC on request

from

\$134⁹⁵

- Complete 23 channel Citizens' Band coverage—choose 1 of any 5 channels by the flip of a switch.
- Maximum legal power—excellent range—meets all FCC requirements.
- Excellent receiver sensitivity and selectivity—full fidelity voice reproduction.

"More than just 2-way Citizens' Radio equipment"—the Viking "Messenger" will deliver the finest performance of any equipment available in the field. Designed throughout for 10 watt power level—limited to 5 watts for Citizens' Radio. Easy to install anywhere in your home, business location, car, truck or boat . . . offers many unique features found only on more expensive communications systems. Built-in Squelch, Automatic Volume Control, and Automatic Noise Limiter. Compact, modern styling—only 5 3/8" high, 7" wide, and 11 3/8" deep. Complete with tubes, push-to-talk microphone, and crystals for one channel.



Available from authorized Johnson Electronic or Marine Distributors. Installation and service coast-to-coast at all General Electric Communications Service Stations.



E. F. JOHNSON COMPANY

125 Second Ave. S. W. • Waseca, Minnesota

• Please rush me your full color brochure describing the Viking "Messenger" Citizens' Transceiver.

NAME

ADDRESS

CITY STATE

Manufacturers of the world's most widely used personal communications transmitters

The Tunnel Diode

(Continued from page 55)

current. In between these two points is the unstable or *negative resistance region* where the diode oscillates.

By tuning a communications receiver to the crystal frequency, you should be able to hear the signal generated by the "Micro-QRP" transmitter. Place a hank of wire from the receiver antenna terminal near the transmitter, and you should be able to "peg" the "S" meter.

By winding a 5-turn link of hookup wire around the coil, the transmitter can be loaded to an antenna. No claims for transmitting distance are made for the little unit, since this is almost entirely up to the skill of the experimenter.

Some tunnel diodes will not "take off" as easily as other types. Depending on your diode, you may find it necessary to touch the cathode terminal at some point between the diode and coil through a small capacitor, while adjusting the bias potentiometer. The static electricity on your body will *shock-excite* the transmitter circuit

and start it oscillating. Once you have the circuit oscillating properly, you can adjust the coil for maximum signal.

Experiments. You can also use the tunnel diode to demonstrate computer switching techniques. You will find that at one particular setting of the bias potentiometer the diode will switch back and forth between the peak and valley whenever you shock-excite the anode (between the diode and potentiometer arm). Your body's static electricity acts much the same as the information fed to the diode in a computer.

Although the meter moves quite slowly, the diode switches from one state to the other as fast as a bolt of lightning. In fact, the switching characteristic of this unique diode occurs almost at the speed of light—186,000 miles per second! In computers, the tunnel diode is capable of making a "decision" in less time than it takes the light to travel from this page to your eyes!

While a tunnel diode may cost you between \$5.00 and \$15.00 right now, it will last a lifetime (unless you step on it) and can be used each time a new circuit is brought out.

-50-

CODE

TELEPLEX METHOD trains you to hear Code signals just as you hear spoken words—because it teaches Code SOUNDS and not dots and dashes. Thirty words with ease... fifty words not unreasonable. Starts beginner or advances your present speed. Try it for yourself and compare with anything else. 40 years experience teaching Code have made the Teleplex Method far superior to all the cheap "gimmicks" on the market. Write today for details and free trial. You be the judge! (Improved cabinet allows new low cost.)



TELEPLEX CO.

739-C Kazmir Court, Modesto, Calif.

Canadian Representative: THE HAM SHACK
1269 Granville St.—Vancouver, B. C.

HI-FI RECORDING TAPE

7" Spools—30—15KC Freq. Resp.—15-Day Money-Back Guarantee.

1200' Acetate... 3 for \$3.57 1800' Mylar... 3 for \$6.27

1800' Acetate... 3 for 5.37 2400' Mylar... 3 for 9.87

Lots 12—Less 10%; Lots 24—Less 15%. Any Ass'tment permitted for Quantity discount.

Add 15c per spool or 10c 24 and over—Parcel Post.

HI-FI COMPONENTS

All Standard brand components. Kits and Tape Recorders in Stock. Brand New Factory sealed cartons. We guarantee "We Will Not Be Undersold."

Dear Sirs: Please send at once your wholesale catalog; Quotation; Hi-Fi component list enclosed.

Name

Address

City & State

HI-FIDELITY CENTER

1797P 1st Avenue

New York 28, New York

IMPROVE YOUR SWL/DX-ABILITY WITH LOW COST TD-3 Jr. ANTENNA

(10-15-20 or 10-15-40 meters)

You'll add more hard-to-get stations to your log with this "Ham-Quality" Mosley Antenna. Factory assembled—easy to install (just tie the ends to any convenient support). Weatherproof—weighs only 1 3/4 lb. Overall length—24 ft.

WRITE FOR NAME OF NEAREST DISTRIBUTOR

Mosley Electronics Inc. 4610 N. Lindbergh
Bridgeton, Missouri

ONLY
\$12.50
COMPLETE


Test Instruments

(Continued from page 59)

The chart enclosed with this tester tells which socket to use for each tube type.

Another type of quick tester has as many as five sockets of each type, into which up to five tubes of any one kind may be plugged at the same time. After a 30-second wait, during which all five filaments heat simultaneously, the five tubes can be tested in rapid succession.

A third, and even more revolutionary, type of tube tester on the market uses



Revolutionary tester by Hickok Co. applies modern computer principles to tube testing. Punched card corresponds to particular tube under test.

punched cards, much like a computer. You simply select the stiff card corresponding to the tube to be tested and slip it into a slot on the front of the instrument. The tester makes connections through holes in the punched card, and applies the proper voltage to the various tube elements.

In the final analysis, however, the ultimate tube test is made when you plug a new tube into the equipment in which it's intended to work. In some cases, especially in equipment operating at very high or ultra-high frequencies, you may find that a tube refuses to operate properly, even though it has checked out perfectly on a tester. If so, don't throw the tube away; it may work well in another circuit.

Like any test instrument, a tube tester has its limitations. But used with judgment, and with a full understanding of its capabilities, it can be an extremely useful aid to electronic servicing, experimentation, or construction work.

-30-


September, 1960

Attention



YOUNG MEN AND WOMEN

An Avionics career can give you Money — Security — Respect. Two World Renowned names PHILCO and SPARTAN bring you the finest training on the newest and most modern equipment available today. Radar - Radio - Transistors - Television - Modulators and Solid State Computers.



You Must Act NOW!

WHICH CAREER INTERESTS YOU

- New Avionics
- Jet Mechanic
- Co-Pilot Engineer
- Commercial Pilot
- Link Trainer
- Instrument Mechanic



Director of Admissions
Spartan School of Aeronautics
Municipal Airport • Tulsa, Okla.

Name

Address

City Age

Zone State

Spartan Alumni • Write George Goodhead
P. O. Box 15852 • Tulsa 9, Oklahoma

YOUR COPIES OF
**POPULAR
ELECTRONICS**
ARE VALUABLE



**KEEP THEM NEAT . . . CLEAN . . .
READY FOR INSTANT REFERENCE!**

Now you can keep a year's copies of POPULAR ELECTRONICS in a rich-looking leatherette file that makes it easy to locate any issue for ready reference. Specially designed for POPULAR ELECTRONICS, this handy file—with its distinctive, washable Kivar cover and 16-carat gold leaf lettering—not only looks good but keeps every issue neat, clean and orderly. So don't risk tearing and soiling your copies of POPULAR ELECTRONICS—always a ready source of valuable information. Order several of these POPULAR ELECTRONICS volume files today. They are \$2.50 each, postpaid—3 for \$7.00, or 6 for \$13.00. Satisfaction guaranteed or your money back. Order direct from:

JESSE JONES BOX CORP. Dept. PE
(Established 1843)
Box 5120 Philadelphia 41, Pa.

ENGINEERING DEGREES



**E.E. Option Electronics or Power
Degree Courses in Liberal Arts
Business Administration—Accounting**
Also through **HOME STUDY**
**Pacific International College of
Arts & Sciences**
Primarily a correspondence School
Resident classes also available
5719-W Santa Monica Blvd.
Hollywood 38, California

RENT
stereo tapes

- OVER 1500 DIFFERENT ALBUMS
- POSTPAID TO AND FROM YOUR HOME.

SEND FOR
FREE BROCHURE | **stereo-parti**

811-AZ Centinela Ave., Inglewood 3, Calif.

engineering degree in 27 months

GRASP your chance for a better life. Rapid advancement. Better income. **BACHELOR OF SCIENCE DEGREE IN 27 MONTHS** in Elect. (Electronics or Power major), Mech., Civil, Aero., Chem., Engineering. **IN 36 MONTHS** in Business Administration (General Business, Acctg., Motor Transport Mgt. majors). Small classes. More professional class hours. Well-equipped labs. Campus. Dorms. **Modest costs.** Year-round operation. Founded 1884. Enter Jan., Mar., July, Sept. Write J. D. McCarthy, Director of Admissions, for Catalog and "Your Career in Engineering and Commerce" Book.

TRI-STATE COLLEGE 3690 College Avenue
Angola, Indiana

Short-Wave Report

(Continued from page 80)

The following is a resume of the current reports. All times are Eastern Standard and the 24-hour system is used. At time of compilation all reports are correct, but bear in mind that stations often change frequency and/or schedule with little or no advance notice.

Afghanistan—A QSL from Kabul was received after 142 days via registered surface mail in the form of a pictorial postcard. It stated that the reported xmsn of 0810-0830 was actually directed to Japan and that they expect eventually to open regular service to that country. (WPE9KM)


Australia—VLA15, Melbourne, 15,160 kc., was noted at 0200-0300 in Eng. to Asia and to the S. Pacific dual to 25,755 and 21,600 kc. Home news was given to 0215. This country can be heard well broadcasting to Eastern N.A. at 0714-0815 and to Western N.A. at 1014-1115 on 11,710 kc. R. Australia is scheduled to begin a Japanese program daily at 0500-0600 on VLB11, 11,760 kc., and also on a 9-mc. channel still to be determined. (WPE4-BFY, WPE8MS)

Belgium—Brussels operates as follows: xmsn I at 1730-1800 to N.A. on 15,335 kc. and to S.A. on 11,855 and 6000 kc.; xmsn II at 1930-2000 to N.A. on 11,855 and 9655 kc. Both xmsns are broadcast daily except Wednesdays (on Mondays, only xmsn II is aired). The Saturday program runs from 1815 to 2000. Reports go to ORU, Box 26, Brussels. (WPE1ARV, WPE6EO, WPE8BEU, VE3PE5T, LL)

Bolivia—R. Guavira, Santa Cruz, 9198 kc., is a good DX catch for anyone. This station has been noted infrequently at 1900-1930 in Spanish, with many announcements and L.A. music. It has been noted drifting as high as 9204 kc. The ID is given at 1910, 1915, and 1925. (NNRC)

Brazil—R. Nacional de Brazilia, 11,720 kc., is now announcing as being in Brasilia, the new capital city. It was noted well between 1830 and 2000 with Portuguese. (WPE3NF, WPE9KM)

Canada—English from R. Canada, Montreal, is broadcast at 2000-2045 to U.S.A. on



Always say you saw it in—POPULAR ELECTRONICS

15,190 and 9585 kc.; at 2200-2300 to Northern Canada on 11,720 and 9585 kc. (2300-2345 Sundays); at 0330-0415 to Australia on 11,945 and 9630 kc.; at 0645-0745 to Canadian Forces on 21,600 and 17,820 kc. (0650 to 0730 Saturdays); at 0730-0745 with "Alouette" on 21,600 and 17,820 kc. (Saturdays only); at 1245-1300 with music on 15,190 kc.; at 1245-1300 with news for ships at sea on 17,820 and 15,190 kc.; at 1530-1600 to Europe on 17,820 and 15,190 kc.; and at 1700-1730 to Caribbean areas on 21,600 kc. All xmsns are daily except where noted. Reports go to *International Service*, Box 6000, Montreal. (WPE2AHZ, WPE4BFY, WPE0ATG)

Chile—CE960, *R. Presidente Balmaceda*, 9600 kc., Santiago, was noted from 1851 to 2150 with classical music, followed later by pop music and songs. CE1515, 15,150 kc., Santiago, was also noted at 1815-1840, with pop music to 1830, then a play. All xmsns mentioned were in Spanish. (WPE8ACA, WPE0VB)

Colombia—HJEV, *La Voz de Valle*. Cali, 6135 kc., long silent, has returned to the air and was noted testing at 0230-0330 with a new xntr. No regular programing is on the air as yet but this station will probably become active shortly. (NNRC)

Czechoslovakia—Prague has Eng. to the United States and Canada at 1930-2000 on 9550, 11,990, 15,285, and 15,410 kc.; at 2200-2300 and 0000-0030 (on the same channels plus 11,840 kc.); also used on the 1930-2000 segment only is 17,775 kc. Broadcasts to Australia, New Zealand and Japan are at 0300-0400 on 11,990, 17,755, and 21,450 kc. (WPE1AJH, WPE1ARV, WPE2ANW, WPE2BXO, WPE2CNX, WPE3EX, WPE6EZ, WPE8WH, WPE9BR, WPE9GD, WPE9KM, DA, BB, CG, DP)


Dahomey—R. *Cotonou* has moved back to 4870 kc. and puts out a good signal at 0050 in a native dialect; French is heard at 0100. (WPE3NF)

Ecuador—HCJB, Quito, carries "Southern Cross Salute" at 0130-0530 on 15,115, 11,915, 9745, and 6050 kc.; "Quito Calling" at 1400-1815 and "Caribbean Call" at 1830-1900 on 17,890, 15,115, and 11,915 kc.; and "Morning In The Mountains" at 0900-1000 on 17,890 and 15,115 kc. (all daily except Mondays). Their colorful QSL card, in white with green and brown printing, bears a tribal design of the ancient Inca Indians. (WPE1ARV, WPE2BVP, WPE4AUU, WPE9ADW, DG, RP)

Ethiopia—The Lutheran World Federation has worked out an agreement with Emperor Selassie for a 60-year lease and established headquarters for two new outlets for missionary broadcasting, one of which will be a 50-kw. short-wave outlet. No frequencies have yet been determined; however, languages to be used include English, Swahili, Zulu, Arabic, and others. (WPE9KM)

Fiji Islands—VRH, Suva, has been noted on 5980 kc. at 0115-0150 and 0250-0300 with pop tunes; at 0300-0304 with news and weather in English. (WPE1AAC, WPE1BY, WPE3NF)

Finland—Helsinki carries Eng. to Europe at 1300-1330 on Mondays and at 1100-1130 on Fridays on 6120, 15,190, and 17,800 kc.; and to N.A. at 1730-1800 on Mondays and at 1530-



New portable high styled two-way radio that actually fits into your pocket. Exclusive "power-pak" rechargeable battery lasts a year or more . . . For factory, surveying, construction, department stores, stock-yards, hospitals, firemen, policemen, golf, office, and home. Price \$125.00 each.

Can also be used with Globe Electronics' CB100 or CB200 two-way citizens band radios, for longer ranges.

Citizens Broadcaster




Complete 3-channel, 2-way station for permanent installation or travel. Only 3 1/2 x 10 1/2 x 13. Easy to install, operate. Only 3 controls. Range 5-15 miles. Complete with one set crystals, push-to-talk microphone, \$129.95 each.

Broadcaster Deluxe



Especially designed for the commercial user and consumer desiring a more rugged unit. Five crystal controlled channels for transmitting. Four crystal channel receiving plus one tunable position over entire band. Adapted for selective calling system. Dual conversion eliminates interference. Absolutely quiet. Size: 3 7/8 x 12 x 10 1/8 . . . \$179.95 each.

	GLOBE ELECTRONICS A Division of Testron Electronics, Inc.	PE CB
	22-30 So. 34th St., Council Bluffs, Iowa PLEASE SEND ME COMPLETE INFORMATION ON GLOBE ELECTRONICS: <input type="checkbox"/> POCKETPHONE <input type="checkbox"/> CB-100 <input type="checkbox"/> CB-200	
Name _____ Address _____ City & State _____		



Send
**POPULAR
ELECTRONICS**
Every
Month

name _____

address _____

city _____ zone _____ state _____

3 years for \$10

Check one: 2 years for \$7

1 year for \$4

Payment Enclosed Bill Me

In the U. S., its possessions and Canada.
Foreign rates: Pan American Union countries,
add .50 per year; all other foreign countries,
add \$1 per year.

Mail to: **POPULAR ELECTRONICS**
Dept. PE-96, 434 S. Wabash Ave., Chicago 5, Ill.

WHY Put up with stiff hard-to-handle
52 ohm cable... use COLUMBIA'S

**"SUPER-FLEX" CITIZENS'
BAND**

ULTRA-FLEXIBLE COAXIAL CABLE

• EXTRA FLEXIBLE CONDUCTOR • EXTRA FLEXIBLE
JACKET • EXTRA LOW LOSS • LIGHTWEIGHT

SUPER-FLEX RG 58A/U

Center Conductor: 19/.0068
Tinned Copper. Jacket: Colum-
bia Black Flexlife Insulation.
Dielectric: Low Loss Foam Poly-
ethylene.

No. 1188C 100 Ft. Spool
No. 1188D 500 Ft. Spool
No. 1188M 1000 Ft. Spool

SUPER-FLEX RG 8/U

Center Conductor: 19/24 Soft
Copper. Jacket: Columbia
Black Flexlife Insulation. Di-
electric: Low Loss Foam Poly-
ethylene.

No. 1198C 100 Ft. Spool
No. 1198D 500 Ft. Spool
No. 1198M 1000 Ft. Spool

SUPER-FLEX RG 58 A/U
and RG 8/U are ideal for
use with citizens band
equipment or any other 52
ohm application where su-
per flexibility is desired.

At leading electronic parts distributors everywhere, or write
for name of nearest distributor.

Columbia WIRE AND SUPPLY COMPANY
2850 W. IRVING PARK ROAD, CHICAGO 18, ILLINOIS

1600 on Fridays on 15,190 and 17,800 kc. Broadcasts on other days are in Finnish and Swedish. The DX program is heard on the first and third Fridays of the month. (WPE1-AGM, WPE4BJV, WPE5AG)

Germany—Radio DDR, R. Berlin International, Leipzig, has Eng. at 1300, 1500, and 1700 on 9730, 7300, and 6115 kc., and at 1130-1200 on 11,755 kc. An Arabic segment begins at 0600 on 11,755 kc. (WPE1AGM, WPE1BM, WPE8HF)

Ghana—Accra is scheduled at 0030-0300 and 1130-1715 on 3366 and 4915 kc., and at 0700-

SHORT-WAVE ABBREVIATIONS

anmt—Announcement	QSL—Verification
Eng.—English	R—Radio
ID—Identification	S.A.—South America
kc.—Kilocycles	s/off—Sign-off
kw.—Kilowatts	s/on—Sign-on
L.A.—Latin America	xmtr—Transmission
N.A.—North America	xmtr—Transmitter

1130 on 4915 and 9640 kc. Reports go to Ghana Broadcasting System, Box 1633, Accra. (WPE-2TA, WPE0VB)

Accra was noted testing recently on 9545 kc. at 0125 with native music and a definite ID at 0130. (WPE9KM)

Guatemala—R. Nacional de Quetzaltenango, Quetzaltenango, is heard very well on 11,700 kc. from 0800 s/on to 2300 s/off, all Spanish, and much marimba music. A late report indicates that they may also operate on Sundays. (WPE3DS, WPE4BC, WPE6EZ, WPE8FV, WPE9BR, WPE9KM)

Iran—Teheran broadcasts its External Service as follows: at 1230 in Kurdish and at 1330 in Arabic on 7288 kc., at 0700 in Urdu, at 1500 in Russian, at 1515 in Turkish, at 2030 in French, and at 1545 in Eng. on 9680 kc. All xmtns are non-directional and the power is 100 kw. (WPE8MS)

Israel—The Overseas Service of Kol Zion has changed its Eng. period from 1530-1600 to 1515-1545 on 9009 kc. The 9725-kc. channel has been dropped. (WPE2AXS, WPE3AVA, WPE8MS)

Kenya—The report of last month relative to Nairobi swapping its 4934-kc. and 4885-kc. channels was in error. The 4885-kc. channel has again been noted with English. It is possible that this channel alternates with 4934 kc. on certain days. Further checks are being made. (WPE3NF)

Monaco—The new 100-kw. xmtr of Trans-World Radio in Monte Carlo may be on the air earlier than the 1961 target date, possibly as early as September or October, 1960. The channels to be used include 9705, 11,765, 6035, and 7140 kc. Tentative target areas include the British Isles, Scandanavia, the Near East, and Russia. Reception reports should be sent to Trans-World Radio, The Voice of Tangier, 354 Main St., Chatham, N. J. (AS)

Morocco—The new outlet of Rabat is being noted on 9505 kc. around 1500; it carries the same type of program usually noted on the 7115-kc. outlet. (WPE1BM)

Netherlands—Hilversum broadcasts to the United States and Europe at 1615-1705 on 17,775, 15,220, 11,730, and 6020 kc., and to N.A.

only at 2030-2110 on 11,730, 9590, and 6025 kc. The *Happy Station* program is beamed here on Sundays only at 2100-2230 on 9590 and 6025 kc. *R. Nederland* is offering a seven-page antenna booklet which describes single and folded dipoles, "L," Windom, and rod-type antennas, as well as information on grounds and lightning arresters. Reports and requests go to Box 222, Hilversum. (WPE1AOG, WPE1ARV, WPE2BRH, WPE2CYY, WPE3BCU, WPE4BAJ, WPE4FMR, WPE7OD, WPE8BEL, WPE8QX)

New Zealand—*R. New Zealand*, ZL4, Wellington, 15,280 kc., is scheduled daily at 1400-0045 and is heard best from 2230 to s/off relaying the Home Service to Australia. Reports for this 7500-watt station go to Box 2396, Wellington C1. (WPE8TU, KN)

Norway—Oslo carries "Norway This Week" in Eng. to N.A. on Sundays at 2105-2125 and on Mondays at 0005-0025 on LLM, 15,175 kc., LLK, 11,850 kc., LLG, 9610 kc., and LKJ, 6130 kc. (WPE1SD, VE2PE1H, VE7PE1R)

Peru—The International Service of *R. Nacional de Peru* (OAX4T) broadcasts on 15,150 kc. to Europe on Monday, Wednesday, and Friday at 1600-1700 in Eng. (1600-1615), French, German, and Spanish; to the Orient on Tuesdays at 1700-1730 in Japanese and Eng.; to N.A. on Thursdays at 2100-2130 in Eng. and Castilian. Regional outlets include OAX4R, 9562 kc., and OAX4Z, 6082 kc.; Lima; OAX8C, 9610 kc.; Iquitos; OAX6L, 9530 kc.; Tacna; and OAX1Z, 9550 kc., Tumbes. (WPE1BM, WPE2AXS, WPE8ACA, VE7PE1R)

OBX4V, *R. America*, Lima, is noted on 3239

kc. at 1935 in Spanish dual to the 9452-kc. channel. OBX4Y, *R. Junin*, Huancayo, 3299 kc., is heard after Belize s/off at 2315 with Spanish vocals. (WPE3NF)

Philippines—DUH5, Manila, 11,840 kc., was noted testing at 1215-1300 with recorded light music and annts in English. The power is 250 watts. (NNRC)

Portuguese Guinea—An attractive QSL Card from CQM, Bissau, lists their power as 500 watts, the frequency as 7948 kc., and the schedule as 1600-1800 daily. (WPE1BD)

Senegal—*R. Mali*, 11,895 kc., Dakar, is noted at 0200-0300 in French with news at 0215. The 7210-kc. outlet is not being heard at present. (NNRC)

R. Senegal, 4890 kc., Dakar, has moved here from 4893 kc. and is fair at 1715 with French news. (WPE3NF)

Sudan—The new outlet of *R. Omdurman*, 7200 kc., is noted from 1730 to 1819 s/off and again from 2315 s/on with mostly Arabic language. Listen carefully for the ID *Huna Omdurman*. (WPE1BM, WPE3NF, WPE8MS)

Sweden—Stockholm carries Eng. to Eastern N.A. at 0900 and 2045 and to Western N.A. at 2215 on 11,810 and 17,840 kc. The DX program is broadcast Mondays. (WPE2CNJ, WPE4BFY, WPE7LX, WPE8HF, GI)

Switzerland—Berne's DX program is aired on Tuesdays to N.A. at 2100 and 2345, with amateur and short-wave news alternating. (WPE1BM, WPE2CGG, WPE5KJ, WPE5ML, WPE8BCU, WPE9KM, CG, RR, PS)

USSR—Eng. from Tashkent is broadcast



Radio Shack
1961 Guide
to
Electronic
Buying

Rush Coupon for Your

FREE

full year's subscription to
Radio Shack's Famous
Electronics Catalogs

Receive giant Electronics Buying Guide and all new issues for a year! See newest and best in electronics at money-saving prices! Over 100,000 items for "pro" or amateur.

SAVE UP TO 50% ON TYPICAL VALUES LIKE THESE



Realistic 2-speed
**TAPE
RECORDER**

—compare
at ~~\$99.95~~
only
\$49.50



CODE PRACTICE SET
complete with key,
buzzer only **\$1.79**



Realistic fully wired
**STEREO
AMPLIFIER**
only
\$9.95

MAIL COUPON TODAY!

RADIO SHACK CORP. Dept. 60J7
730 Commonwealth Ave., Boston 17, Massachusetts

Without obligation, please send me FREE and POSTPAID, your latest giant Electronics Catalog plus every new issue for one full year.

Name _____

Address _____

Post Office _____
or City _____ Zone _____ State _____

If coupon is clipped, write
RADIO SHACK CORP. Dept. 60J7
730 Commonwealth Ave.,
Boston 17, Massachusetts

SOLVE CIRCUIT PROBLEMS FAST!

Goodbye to trial-and-error methods.
Do every circuit calculation accurately with this book.

YOU'LL BE AMAZED at how easy it is to figure resistances, load impedances, impedances, etc., for ANY part of ANY circuit. With THE ALGEBRA OF ELECTRONICS you quickly gain the tools, technique, and shortcuts needed.

Three Great Books in One!

It's a textbook. All mathematical techniques in electronics explained clearly step-by-step. It's a handbook. Graphs and tables give answers to common electronic problems. It's a review. Every equation, formula and derivation vital to a mastery of electronics reviewed in light of its practical on-the-job applications.

The author, Dr. Chester H. Page of the National Bureau of Standards, discusses basic laws and principles, practical methods of solving simultaneous equations. He develops elementary Fourier waveform analysis, shows effects of frequency selectivity, modulation, and analyzes tubes, transistors and power supplies.

Try It FREE for 10 Days

Whether you're a repairman, technician, or engineer, you'll find THE ALGEBRA OF ELECTRONICS profitable, interesting. Send coupon for a FREE 10-DAY EXAMINATION. No obligation—unless you keep the book. Mail coupon today to

D. VAN NOSTRAND AND COMPANY INC.,
Dept. 179, Princeton, N. J.
(Established 1848)



127 TOPICS

340 pages
252 illustrations

D. VAN NOSTRAND AND COMPANY INC., Dept. 179
PRINCETON, N. J.
(In Canada: 25 Heflinger Rd., Toronto 16)

Send—for free examination—THE ALGEBRA OF ELECTRONICS. If I don't feel it can make electronic calculations clearer, easier, and faster, I may return it within 10 days: owe nothing. Otherwise, I will pay \$2.75 down, plus small delivery cost, and \$3 per month for 3 months.

Name..... (Please Print Plainly)
Address.....
City..... Zone..... State.....
 SAVE! Enclose \$8.75 WITH coupon and we will pay all shipping costs. Same ten-day money-back privilege. (Foreign and A.P.O.—please add \$8.75 with order.)

ADD TO YOUR INCOME

Learn at Home to Fix APPLIANCES

FREE SAMPLE LESSON

Tester Furnished—No Extra Charge. National Radio Institute trains you at home. Every service customer is worth more when you can fix his electrical appliances. Mail coupon for Lesson and Catalog.

National Radio Inst., Dept. D4JO Washington 16, D.C.
Please send me Electrical Appliance Sample Lesson and Catalog FREE (No salesman will call).

Name..... Age.....

Address.....

City..... Zone..... State.....

ACCREDITED MEMBER NATIONAL HOME STUDY COUNCIL

GET INTO ELECTRONICS

V.T.I. training leads to success as technicians, field engineers, specialists in communications, guided missiles, computers, radar, automation. Basic & advanced courses in theory & laboratory. Assoc. degree in 29 mos. B. S. obtainable. ECPD accredited. G.I. approved. Graduates with major companies. Start Sept. Feb. Domestic campus. H. S. graduates or equivalent. Catalog.

VALPARAISO TECHNICAL INSTITUTE
Dept. PE VALPARAISO, INDIANA



LOOK

NO FURTHER... IF YOU'RE UNHAPPY WITH "HI" HI-FI PRICES. WRITE FOR OUR UNUSUAL AUDIO CATALOG.

KEY ELECTRONICS CO.
120-B Liberty St., N. Y. 6

daily at 0700-0730 and 0900-0930 on 11,690 and 9600 kc. Reports go to R. Tashkent, Tashkent, Uzbek Republic, USSR. (WPE5AFU)

Vatican City—The Vatican's current schedule for Eng. reads: 1000-1015 daily on 9646, 11,685 and 15,120 kc.; 1100-1115 (Monday, Wednesday, Saturday) on 21,515 and 17,840 kc.; 1315-1330 daily on 9646, 11,685, and 15,120 kc.; and 0530-0545 (Monday, Wednesday, Friday) on 17,735 and 21,740 kc. (WPE5SH, WPE-8MS, KN)

-30-

SHORT-WAVE CONTRIBUTORS

Stanley Schwartz (WPE1AAC), Bridgeport, Conn.
Jim Silk (WPE1AGM), Madison, Conn.
Philip Irving (WPE1AHH), Providence, R. I.
Peter Fredette (WPE1AOG), Springfield, Mass.
John Rushton (WPE1ARV), S. Providence, R. I.
Anson Boice (WPE1BD), New Britain, Conn.
Jerry Berg (WPE1BM), W. Hartford, Conn.
Alan Roth (WPE1BY), Bridgeport, Conn.
Martin Sooper (WPE1SD), Mattapan, Mass.
Sam LaManna (WPE2AIZ), N. Tonawanda, N. Y.
Victor Travis, Jr. (WPE2ANW), Syracuse, N. Y.
Robert Newhart (WPE2AXS), Merchantville, N. J.
Albert Mencher (WPE2BRH), Bayside, N. Y.
John Freiberger III (WPE2BVP), Northville, N. Y.
Peter Collins (WPE2BXO), Elmira, N. Y.
Billy Hudzik (WPE2CGG), Plainfield, N. J.
A. Louis Fenick (WPE2CNV), Yonkers, N. Y.
Larry Rosenberg (WPE2CNN), Long Island City, N. Y.


Don Gross (WPE2CYV), Brooklyn, N. Y.
Charles Schwartzbard (WPE2TA), Passaic, N. J.
Ken Eshleman (WPE3AVA), Millersville, Pa.
Percy Robinson (WPE3BCU), Philadelphia Pa.
Dan Metro (WPE3DS), McKeesport, Pa.
Rene Reichach (WPE3EX), Washington, D. C.
George Cox (WPE3NF), New Castle, Del.
Donald Drake (WPE4AU), Petersburg, Va.
Dave Merrenfield (WPE4BA), Gulfport, Fla.
Grady Ferguson (WPE4BC), Charlotte, N. C.
Richard Lane (WPE4BFV), Memphis, Tenn.
Kenny Sublett (WPE4BIV), Louisville, Ky.
Johnny Futch (WPE4FMR), Nashville, Ga.
Johnnie Adams (WPE5AFU), El Dorado, Ark.
William Bing (WPE5AG), New Orleans, La.
Robert Tarleton (WPE5KJ), New Orleans, La.
Denney Mosley (WPE5ML), Oklahoma City, Okla.
David Penney (WPE5SH), New Orleans, La.
Jerry Ginsberg (WPE6FO), Castro Valley, Calif.
J. Art Russell (WPE6EZ), San Diego, Calif.
Don Clayton (WPE7LX), Tucson, Ariz.
James Whitworth (WPE7OD), Poughs, Wash.
Warren Studebaker, Jr. (WPE8ACA), Cincinnati, Ohio

Ed Clutter (WPE8BCU), E. Liverpool, Ohio
Ken Stewart (WPE8BEL), N. Olmstead, Ohio
James Painter (WPE8BEU), Charleston, W. Va.
Richard England (WPE8FV), Columbus, Ohio
Dan Wilt (WPE8HF), Akron, Ohio
Mike Kander (WPE8MS), Dayton, Ohio
Dick Dunham (WPE8QX), Waynesville, Ohio
James Sarigiani (WPE8TU), Detroit, Mich.
Richard Powers (WPE8WH), Detroit, Mich.
Dale Dettmer (WPE9ADW), Fort Wayne, Ind.
Mike Rossman (WPE9BR), Joliet, Ill.
Jim Marmel (WPE9GD), Skokie, Ill.
A. R. Niblack (WPE9KM), Vincennes, Ind.
Gordon Sandlie (WPE9QATG), E. Grand Forks, Minn.
George Buchanan (WPE9QVB), Webster Groves, Mo.
Donald Druick (WPE2EIH), Montreal, Que.
Jack Dodds (WPE3E5T), Irlington, Ont.
David Bennett (WPEPEIR), Richmond, B. C.
David Allisko (D.I.), Proctorville, Ohio
Bernard Brown (BB), Derby, England
Chuck Gerran, (CG), Jamestown, N. Y.
Donald Golding (DG), Oshawa, Ont.
Guy Ingram, Jr. (GI), Danville, Ky.
Linda Levine (LL), Forest Hills, N. Y.
Kenneth Nielsen (KN), Clinton, Iowa
Dave Peppar (DP), Vancouver, B. C.
Raymond Page (RP), San Pedro, Calif.
Rene Roska (RR), Lansing, Mich.
Alan Spencer (AS), Castle Creek, N. Y.
Phil Stark (PS), Dauphin, Manitoba
Newark News Radio Club (NNRC), Newark, N. J.

COMING IN OCTOBER **POPULAR ELECTRONICS:**

**GIANT 16 PAGE
BONUS
SECTION ON
THE
TRANSFORMER**

- **What it is...**
- **How it works...**
- **How it's used...**



Here—in handy, concise form—is a short course in the fundamentals of the transformer! It's a special POPULAR ELECTRONICS bonus feature, tracing the evolution of the transformer from Faraday's primitive invention to the powerful models of today. It explains the problems of designing these important coupling devices for power, audio, r.f. circuits...gives you valuable background material on transformer usage. Don't miss this feature—coming your way in October POPULAR ELECTRONICS.

YOU'LL ALSO ENJOY SUCH PROJECTS AS:

- How to build a one-transistor converter for your car radio which covers the 31, 40, and 49 megacycle bands. Both amateurs and SWL'ers will find this unit easy to build from parts costing less than ten dollars.
- How to eliminate that noisy vibrator from your car radio by building an easy-to-make transistorized electronic vibrator substitute.

PLUS AN INFORMATIVE FEATURE ON:

- X-Rays...learn how they were discovered, how they are generated. You'll find out how x-rays induce radioactivity into food...how science is reducing dangerous x-ray exposure during treatment.

Don't miss the informative, entertaining October issue of POPULAR ELECTRONICS

SUBSCRIPTION RATES:

one year \$4

two years \$7

three years \$10

POPULAR ELECTRONICS, 434 South Wabash Avenue, Chicago 5, Illinois

September, 1960

125

POPULAR ELECTRONICS

BARGAIN BASEMENT
SAVE ON THESE SPECIAL BUYS OF THE MONTH

Experimenters • Amateurs • Hobbyists

Extraordinary values await you in government surplus electronic components. Don't buy anything until you have our "Bargain Bulletin"; new material for mere dimes on the dollar. Remember, everything is brand new; here are typical values:

40 meter, 75 watt plug in RF coil, type OEL..... 12 oz. 50.95
 Scope xfmr, 115 v pri. 2500/3 and 2.5/11.75..... 5 lbs. 1.95
 Selsyns, Husky type II-4, C56701-115 v/60 cyc..... 15 lbs. 7.95
 Differential relay, one mil operates, 9000 ohm x 2..... 1 lb. 3.39
 Pwr xfmr for LM freq meter, 510/25, 12.6/0.9 6.3/0.5..... 5 lbs. 2.19
 Choke, 5 hf/105 mils, 100 ohm, double shell vert. 3 lbs. .95
 Pwr xfmr, 115/220/60 cyc, 600 ct/350 & 12.6 ct/11..... 18 lbs. 4.29
 Oil cond., 4 mfd/1650 dc, HV terminals..... 3 lbs. 2.29
 6SN7GT vacuum tubes, a dozen for..... 3 lbs. 5.95
 Output xfmr, 8000 to 115/125/250, 25 watts, compact..... 4 lbs. 1.95

WRITE TODAY FOR FREE GOVERNMENT SURPLUS BARGAIN BULLETIN
JOE PALMER P.O. Box 6188 CCC, Sacramento, California

NEW SILICON 750 MA RECTIFIERS*

GENERAL PURPOSE 400 PIV AT 300 MA SPECIAL 2 FOR \$1 39c EA. 25 FOR \$8.


rms / piv 35 / 50 15c	rms / piv 70 / 100 29c	rms / piv 140 / 200 34c	rms / piv 210 / 300 43c
rms / piv 280 / 400 50c	rms / piv 350 / 500 62c	rms / piv 420 / 600 80c	rms / piv 490 / 700 95c
rms / piv 560 / 800 \$1.05	rms / piv 630 / 900 \$1.25	rms / piv 700 / 1000 \$1.70	rms / piv 770 / 1100 \$2.00

Use in F.W. Bridge or F.W.C.T. up to 1A DC or mtg 2-3q Fins for 1.5 Amp. *Orders \$5 or more use post postage 48 states. *Dedate 20% for Capacitor Input. Send 25c for Catalogue
"TAB" 111M Liberty St. N. Y. 6, N. Y.

ONE CENT SALE Buy One At Our Regular Low Price And Get The Second For Only 1c More

CITIZENS BAND TRANSMITTER (27 MC) 5 watt chassis, complete with crystal \$14.99 each, two for \$15.99
CITIZENS BAND RECEIVER chassis tunable through all 22 channels. Complete with audio amplifier. \$9.99 ea., two for \$19.99.
AMATEUR BAND TRANSCIVER (144-148 MC) chassis with dual VHF triodes for walkie-talkie radiophones. \$9.99 ea., two for \$19.99.
SIGNAL BOOSTER chassis for 27 MC. High gain (20dB) double tuned RF pentode amplifier. Improves performance of any Citizen Band receiver. Complete with tube \$11.99 each, 2 for \$15.99.
KIT OF PARTS for VE-FM-VHF radio receiver. Tunable from 80-200 mc, which includes U.S. satellite frequencies. \$6.99 ea., two for \$7.00.
CONVERTER (Crystal Controlled) for 27 MC Citizen Band. Adapts any standard broadcast radio to 27 MC band. Tunes all 22 channels. Complete with tubes and crystal. \$14.99 each, 2 for \$15.00.
 LIMITED QUANTITY—NO LITERATURE OR CATALOGUE
 Remit in full. Include sufficient postage. No C.O.D.s.
VANGUARD ELECTRONIC LABS. Dept. E-9
 Factory & Mail Order, 190-48 99th Ave., Hollis 23, N. Y.
 Retail Store: 196-23 Jamaica Ave., Hollis 23, N. Y.

ALL BAND TRAP ANTENNA!



Reduces Interference and Noise on All Makes Short Wave Receivers. Makes World Wide Reception Stronger. Clearer on All Bands!

For All Amateur Transmitters. Guaranteed for 500 Watts Power for Pi-Net or Link Direct Feed. Light, Neat, Weatherproof

Complete as shown total length 102 ft. with 87 ft. of 72 ohm balanced feeding. Hi-impact molded sealed automatic frequency resonant traps (Wt. 3 oz. 1" x 5" long). You just tune to desired band for beamlike results. Excellent for ALL world wide short wave receivers and amateur transmitters. For NOVICE AND ALL CLASS AMATEUR (RST) use as inverted V for All Band Power gain! Eliminates 3 separate antennas with better performance guaranteed. NO HAYWIRE HOUSE APPEARANCE! EASY INSTALLATION!

80-20-15-10 meter bands. Complete..... \$14.95
 80-20-15-10 meter bands. 34 ft. antenna (best for worldwide aww)..... \$13.95
 20-15-10 meter bands. Dual Trap. 24 ft. Antenna..... \$19.95

SEND ONLY \$3.00 (cash, ck., mo) and pay postman balance COD plus postage on arrival or send full price for postpaid delivery. Available only from:
WESTERN RADIO Dept. AEL-9 Kearney, Nebraska

CITIZEN BAND KIT SALE!

We're closing out our large stock of Citizen Band Transceiver Kits. These were nationally advertised at \$39.95. All Kits complete with cabinet, tubes, parts, crystal, FCC form, instructions, less mike. All sales final.

110 VOLT TRANSCIVER KITS.....\$19.95
112 VOLT TRANSCIVER KITS.....\$22.95
6 VOLT TRANSCIVER KITS.....\$22.95
FAMOUS MAKE CITIZEN BAND XMTG CRYSTALS.....\$1.99

Send for our Citizen Band Sale Flyer. Loads of Values! Sorry, no C.O.D.s. Incl. Postage, Shpg. Weight—15 lbs.
GROVE ELECTRONICS, Dept. PE.
4078 Milwaukee Ave. Chicago 41, Illinois

WALKIE TALKIE RADIO SENDING SET



YOUR OWN POCKET SIZE RADIO STATION
 Talk to any house or car radio without wires or hookups of any kind! Wt. only 1 1/2 lb. size 1 1/2" x 2 1/2" x 4 1/2". Built-in antenna. "Break-in" on regular radio broadcasts with "Dial Setter" and "Push-to-Talk" switch. Self-contained flashlight batteries—Power transistor! Talk to radios in the same building and to cars or between cars up to one block or more away—depending on local conditions. No license or permit needed! Practical and real fun in a million ways. Guaranteed to work—1 year service guaranteed.
SEND ONLY \$3.00—cash, ck., mo and pay postman only \$9.95 plus COD postage or send \$12.99 for postpd. delivery. Shipped complete ready to operate with instructions for all kinds of operation. New 1961 Model Radio Talkie is now Super-powered! Order yours now—Today! Available only from:
WESTERN RADIO, Dept. TEL-9 Kearney, Neb.



SELL YOUR USED EQUIPMENT Through POPULAR ELECTRONICS' Classified Columns!

For further information write:

Martin Lincoln
POPULAR ELECTRONICS
 One Park Avenue
 New York 16, N. Y.

The 320,000 purchasers of POPULAR ELECTRONICS are always interested in good used equipment or components. So, if you have something to sell, let PE readers know about it through our classified columns. It costs very little: just 50¢ a word, including name and address. Minimum message: 10 words.



ELECTRONICS MARKET PLACE

RATE: 50c per word. Minimum 10 words prepaid. November issue closes September 8th. Send order and remittance to Martin Lincoln. POPULAR ELECTRONICS, 1 Park Ave., New York 16, N. Y.

FOR SALE

15 DISTANCE One-tube plans—25¢, with transistor experiments, catalog. Laboratories, 1131-L Valota, Redwood City, California.

GOVERNMENT Sells: Surplus Electronics: Test Equipment; Oscilloscopes; Transceivers; Jeeps; Boats; Aircrafts; Misc.—Send for U. S. Depot Directory & Procedure \$1.25—"Brody Surplus," Box 425-PE, Nanuet, N. Y.

GREENLEE Chassis Punches 5/8" Round—Telephone Dials—\$1.00 Ea. Add Postage MDC 944 W. Tioga, Philadelphia 40, Pa.

CITIZENS Band Call monitor decal for automobile. Colorful, Neat, Four for dollar. Clubs inquire. Harris, 114 Danray Drive, Richmond 27, Virginia.

TELEVISION Sets, \$11.95 plus Shipping—Jones TV, Sanatoga, Pennsylvania.

WPE-SWL-CB-QSL Cards—Samples 10¢—"Brownie" W3CJ1, 3110A Lehigh, Allentown, Penna.

AUTO Radio Distributor Selling, Servicing Becker Blaupunkt, FM-AM, other European, American Sets. Save 30% + Square Electronics, 150-60 Northern Blvd., Flushing, New York.

REPAIR Instructions, Schematics, Radios, TV's, HiFi's, 99¢ Model? "Coop" Box 5938, Kansas City 11, Missouri.

CAPACITOR Leakage Tester. Checks shorted, leaky condensers quickly, easily. Guaranteed. Send \$14.95 to: Bob's Radio & TV Supply, P. O. Box 149, Wayland, Mass.

DIAGRAMS for repairing radios \$1.00, Television \$2.00. Give make, model. Diagram Service, Box 672-PE, Hartford 1, Conn.

GOVERNMENT Surplus Receivers, Transmitters, Snoprosopes, Parabolic Reflectors, Picture Catalog 10¢. Meshna, Malden 48, Mass.

TV Tubes—RCA-CBS, Brand new, 60% off list. Television Co., 141 Sunrise Highway, Amityville, N. Y.

CITIZENS Banders! Highpass Filter Stops or Drastically Reduce T.V. Interference, Wired, \$2.50. Gekay Electronics, Box 8, New Milford, New Jersey.

REMOTE Control for Citizens Band Units. Write Manufacturer. Frontier Electronics, Orr, Minnesota.

701A TUBES \$3.95 each. See Radiomans Lamp Article, July Issue of this magazine. Morts Surplus, 419 North Victory, Burbank, California.

CITIZENS Band! Add a Hushpuppy noise suppressor to your Heathkit, Lafayette, Globe, etc., transceiver. Squelch Action! Completely Wired. Guaranteed. \$4.98. Western Mass. Electronics, Great Barrington 1, Mass.

CITIZENS Band Antennas. Heavy duty ground plane built to last. Cast aluminum hub, heavy tempered aluminum elements will withstand strong winds. Reversible mounting permits cable to be run inside or outside mast. Maximum all around performance in hilly terrain. Buy direct from manufacturer. \$24.95 PPD. in U.S. E. Van Riper, P. O. Box 172, Dover, N. J.

EXCLUSIVE Formula—"Quiet!"—cleans, lubricates and extends life of all old or new phonograph records, \$2.00. Satisfaction guaranteed. Peck's—A90, 103 Citizens Avenue, Waterbury 10, Connecticut.

TV & Radio Tubes—All top Name Brands—R.C.A., etc.—60-10-5%. Full replacements—regular boxed. No jobs or close-outs. (Representatives wanted for all States.) Radio Tube Specialists, 397—7th Avenue, Brooklyn 15, N. Y.

NEW Matching HiFi Tuner and 8 watt Stereo amplifier. Value \$75, Factory Sale \$16.95 each, guaranteed. Capri Electronics, 3118 W. 48th, Los Angeles 43, Calif., Dept. 29.

TUBES—TV and Radio tubes, Guaranteed—Save up to 80%—Write: Emkay Electronics, P. O. Box 142, Blythebourne Station, Brooklyn 19, N. Y.

AUTOMATIC needlethreaders, pushbutton device \$0.95. Mauthner, 839 Newington, Duarte, California.

WANTED

CASH For Used Short-Wave Ham Receivers, Transmitters and Accessories. Treger, W9IVJ, 2023 N. Harlem Ave., Chicago 35B, Tuxedo 9-6429.

CYLINDER and old disc phonographs. Edison Conqueror, Idelia, and Oratorio models. Berliner Gramophones and Zono-o-phones, Columbia cylinder Graphophones, and Coin-operated cylinder Phonos. Want old catalogues and literature on early phonos prior to 1919. Will pay cash or trade late hi-fi components. Popular Electronics, Box 50, 1 Park Ave., New York 16, N. Y.

HIGH-FIDELITY



PRICES? The Best! Factory-sealed Hi-Fi Components? Yes! Send for free catalog. Audion, 25P Oxford Road, Massapequa, N. Y.

Hi-Fi Components—Tape Recorders. All brands in stock at "We Will Not Be Undersold Prices." Quotations, Free Wholesale Catalog return mail. Hi-Fidelity Center, 1797PC First Ave., New York 28, N. Y.

DISGUSTED with "Hi" Hi-Fi Prices? Unusual discounts on your High Fidelity Requirements. Write Key Electronics, 120 Liberty St., New York 6, N. Y. Cloverdale 8-4288.

RECORDERS, Components. Free Wholesale Catalogue. Carston, 125-P East 88, N.Y.C. 28.

TAPE & RECORDERS

TAPE Recorders, Hi-Fi components, Sleep Learning Equipment, Tapes. Unusual Values. Free Catalog. Dressner, 69-02F, 174 St., Flushing 65, N. Y.

AMPEX, Concertone, Magnecord, Presto, Bogen, Tandberg, Pentron, Sherwood, Rek-O-Kut, Scott, Shure, Dynakit, others, Trades. Boynton Studio, Dept. PE, 10 Pennsylvania Ave., Tuckahoe, N. Y.

LOW Quotes on everything HiFi & Stereo Tapes. Bargain List: HiFi, Dept. P3, Roslyn, Pa.

NEW Self-Hypnosis tape! Free literature. McKinley Co., Box 3038, San Bernardino, Calif.

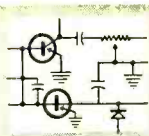
RENT Stereo Tapes—over 1,000 different. All major labels. Free catalog. Stereo-Parti, 811-P Centinela Ave., Inglewood 3, Calif.

INVENTIONS WANTED

INVENTIONS wanted. Patented: unpatented. Global Marketing Service, 2420-P 77th, Oakland 5, Calif.

INVENTIONS Wanted, patented, unpatented. J. T. Invention Sales Company, 25 Fayette St., Brooklyn 6, N. Y.

INSTRUCTION



FOR learning code its "Morsease." \$1.00. Box 2086, Bassett, California.

WRITE Martin Lincoln. Popular Electronics. 1 Park Avenue. New York 16, N. Y. for information on how to place a classified ad in this section.

TELEPHONE Extension in your Car. Answer your home telephone by radio from your car. Complete diagrams and instructions \$2.00. C. Carrier Co., 5880 Hollywood Blvd., Hollywood 28, California.

EAVESDROP with a pack of cigarettes. Miniature transistorized FM Radio Transmitter. Complete diagrams and instruction \$2.00. C. Carrier Co., 5880 Hollywood 28, Calif.

BE A Spy! Correspondence course on wire tapping, bugging, telescopic sound pickup, recording techniques, and surveillance photography. Lessons in surveillance, tailing, and use of equipment. Complete Course \$22.50. C. Carrier Co., 5880 Hollywood 28, Calif.

COLOR TV. Convert your black and white TV to color. Completely Electronic. No mechanical Gadgets. Costs about \$35. Complete construction details \$4.75. DB Enterprises, 8959 Wonderland Ave., Hollywood 46, Calif.

JUNK Your Distributor and Voltage Regulator. Improve automobile mileage and performance. Construction details for transistorized distributor and voltage regulator. No moving parts. \$4.75. DB Enterprises, 8959 Wonderland Ave., Hollywood 46, Calif.

TV TAPE Recorder. Build your own video recorder. Complete correspondence course and construction details \$18.75. C. Carrier Co., 5880 Hollywood Blvd., Hollywood 28, Calif.

HYPNOTIST Kit, and correspondence course. Includes Electro-Hypnotizer. Lessons, and demonstration recording. Complete \$22.50. DB Enterprises, 8959 Wonderland Ave., Hollywood 46, California.

CORRESPONDENCE course in Nuclear Engineering, Photography, Weather Analysis, Electronics, TV Tape Recording, Printing, Computers, from \$11.25 complete. Catalog 25¢. DB Enterprises, 8959 Wonderland Ave., Hollywood 46, Calif.

POLICE Radar Detector. Stop before those radar speed traps. Foolproof, legal system. Complete diagrams and instructions \$2.75. C. Carrier Co., 5880 Hollywood 28, California.

HIGHLY Effective Home-Study Review For FCC Commercial Phone Exams. Free Literature. Wallace Cook (PE9), Box 10634, Jackson 9, Miss.

DETECTIVE Profession. Home Study. Badge. Certificate. Future. Box 41197-AG, Los Angeles 41, California.

PLASTICS

NEW Liquid Casting Plastic, clear, colors. Embed real flowers, butterflies, photos, coins. Send 25¢ for two handbooks: "How to Cast Liquid Plastics" and "How to Make Extra Money at Home." Castolite. Dept. K-108, Woodstock, Illinois.

MISCELLANEOUS

MYSTIC Antenna reveals secrets of nature's electronics! Locate hidden springs, water, gas, sewer lines, buried treasure! Works indoors; outdoors. Saves work, money! Easy to use. Fun for experiments! Details free. Stillwater, Box W-337, Morris Plains, New Jersey.

SHOPPING GUIDE

Classified

A HANDY REFERENCE TO PRODUCTS AND SERVICES NOT NECESSARILY ELECTRONIC, BUT OF WIDE GENERAL INTEREST.

STAMPS & COINS

200 DIFFERENT U. S. Stamps \$1.00. Approvals included. Shelton, Box 907-J, New York 8, N. Y.

TERRIFIC Stamp Bargain: Israel-Iceland-Vatican Assortment—plus exotic triangle set—also fabulous British Colonial Accumulation—Plus large stamp book—All four offers free—Send 10¢ to cover postage. Empire Stamp Corp., Dept. Z2, Toronto, Canada.

50 WORLD Wide Stamps, many exciting commemoratives. for only 10¢ and stamped self-addressed envelope. No approvals will be sent. Popular Electronics, Box 105, 1 Park Avenue, New York 16, New York.

OVER 320,000 buyers and sellers will read your ad when placed in this space. It costs only 50¢ per word, minimum of 10 words including your name and address.

LOWEST Priced List—U.S.—Mint and Used—Priced Per One—Get Yours Now—Free—Wm. Rice, 87 Washington Ave., Kingston 26, N. Y.

PHOTOGRAPHY—FILM

EQUIPMENT, SERVICES

OPTICAL Science Math Bargains—Request Free Giant Catalog "CJ" — 128 pages — Astronomical Telescopes, Microscopes, Lenses, Binoculars, Kits, Parts. Amazing war surplus bargains. Edmund Scientific Co., Barrington, New Jersey.

FREE! New 1960 Catalog of all Photographic Books available. For your copy, send postcard with name and address to Catalog, Popular Photography Book Service, One Park Avenue, New York 16, N. Y.

MUSIC

SONGS into Dollars! Share \$33 million dollars yearly for New Songwriters, Songpoets. Any subject, songs composed, Published, promoted by largest firm. Information, appraisal Free. Send Nurdyke Music Publishers. 6000 Sunset, Hollywood 283, California.

SONGPOEMS And Lyrics Wanted! Mail to: Tin Pan Alley, Inc., 1650 Broadway, New York 19, N. Y.

POEMS Needed to be set to music and recorded. Send poems today for Free examination. Ascot Music, Inc., 6021 Sunset Boulevard, Hollywood 28, Calif., Studio 502.

BUSINESS OPPORTUNITIES

GROW Mushrooms. Cellar, shed and outdoors. Spare, full time, year round. We pay \$4.50 lb. dried. We have 29,000 customers. Free Book. Mushrooms, Dept. 334, 2954 Admiral Way, Seattle, Wash.

BUY direct from factories—Appliances, Cameras, Watches! Free details! Cam Co., 6810 PE—20th Ave., Brooklyn 4, N. Y.

Always say you saw it in—POPULAR ELECTRONICS

VENDING Machines—No Selling. Operate a route of coin machines and earn amazing profits. 32-page catalog free. Parkway Machine Corporation, Dept. 12, 715 Ensor St., Baltimore 2, Md.

MAKE \$25-\$50 Week, clipping newspaper items for publishers. Some clippings worth \$5.00 each. Particulars free. National, 81-DG, Knickerbocker Station, New York City.

\$\$\$SPARETIME with your recorder—Audio Greeting Cards—Details free. Audiographic Laboratories, 2913 Santa Fe, Independence, Missouri.

SELSERVICE tube testers, \$99.50 each reconditioned. Start a new business selling tubes thru drug stores, groceries, etc. Gray Supply, 4302 Indianapolis, East Chicago, Indiana.

SOMEONE "borrowing" your personal copy of Popular Electronics each month? You ought to be taking advantage of Popular Electronics' convenient re-sale plan. Sell copies in your store . . . perform a good service for your customers . . . with no risk involved. For details, write: Direct Sales Department, Popular Electronics, One Park Avenue, New York 16, New York.

EMPLOYMENT INFORMATION

EARN extra money selling advertising book matches. Free samples furnished. Matchcorp., Dept. MD-90, Chicago 32, Illinois.

HIGH Pay Overseas, Domestic Jobs. Men, Women. Generous Benefits. Companies Pay Transportation. For info, write: World Wide, Dept. E2, 149 N. Franklin St., Hempstead, N. Y.

OVERSEAS Employment. American firms and United States Government. Comprehensive job information \$2.00. Foreign Opportunities, Box 172, Columbus 16, Ohio.

LEATHERCRAFT

FREE "Do-It-Yourself" Leathercraft Catalog. Tandy Leather Company, Box 791—R36, Fort Worth, Texas.

MISCELLANEOUS

DIESEL Injector Parts and Fuel Pumps Wanted, GM51-53-71-110. Ted, 2093 East 19 Street, Cleveland 15, Ohio.

SKYSCRAPER—Heel Shoes, Wasp-waisted Corsets! Photo Catalogs, \$2.00. Finecraft, Box 442-P, Hollywood 28, Calif.

BUSINESS Cards \$3.75 Thousand Postpaid. Free samples. Imagination, Box 761, Hollywood 28, Calif.

'WINEMAKING,' "Beer, Ale Brewing," "Cider." Methods, illustrated, \$3.00. Eaton Bookstore, Box 1242-C, Santa Rosa, California.

"HOMEBREW." Make it yourself. Complete instructions \$1.75. Homecrafts, Box 587-A, Bellevue, Nebraska.

KEY chains, personalized ashtrays, smoke sets—useful novelties for home, office and gifts. Inexpensive items. Send 10¢ for illustrated brochure. House of Brand, PE-5, 3458 Fish Avenue, New York 69, New York.

WHATEVER your needs, Popular Electronics classified can solve them. Simply place an ad in these columns and watch your results pour in.

POPULAR ELECTRONICS Advertisers' Index SEPTEMBER 1960

ADVERTISER	PAGE NO.	ADVERTISER	PAGE NO.
Airex Radio Corporation	104	Moss Electronic Inc.	3rd, 4th Cover, 130
Allied Radio	11, 106, 107	Multi-Products Company	22
Audio Devices, Inc.	27	National Radio Institute	33, 34, 124
Briggs Associates, Inc.	12	National Technical Schools	21
Blonder-Tongue Laboratories, Inc.	96	North American Philips Co., Inc.	18
Bud Radio, Inc.	98	Olson Radio Corporation	104
Burgess Battery Company	14	Pacific International College	120
Cadre Industries Corporation	36	Palmer, Joe	126
Capitol Radio Engineering Institute	23	Pearce-Simpson, Inc.	10
Central Technical Institute	32	Picture Tube Outlet	116
Chicago Standard Transformer Corporation	98	Polytronics Lab, Inc.	24
Christy Trades School	116	Popular Electronics Book Division	101, 114, 115
Cleveland Institute of Electronics	13	Port Arthur College	109
Columbia Wire & Supply	122	Progressive "Edu-Kits" Inc.	37
Coyne Electrical School	9, 99	RCA Institutes, Inc.	19
DeVry Technical Institute	5	Rad-Tel Tube Co.	97
EICO	38, 40	Radio Corporation of America	1
Electro-Voice, Inc.	31	Radio Shack Corp.	123
Grantham School of Electronics	7	Rek-O-Kut Co., Inc.	30
Globe Electronics	121	Seco Electronics, Inc.	108
Grove Electronics	126	Shure Brothers, Inc.	29
Hallcrafters	94	Spartan School of Aeronautics	119
Heath Company	90, 91, 92, 93	Stereo-Parti	120
Hi-Fidelity Centre	118	"TAB"	126
Holt, Rinehart and Winston, Inc.	28	Telex Co.	118
Indiana Technical College	116	Texas Crystals	100
International Crystal Mfg. Co., Inc.	3	Thorens	2nd Cover
Jerrold Electronics Corporation	8	Tri-State College	120
Johnson Co., E. F.	100, 117	Tru-Vac Electric Company	20
Key Electronics Co.	124	U. S. Air Force	87
Kuhn Electronics	102	United Scientific Laboratories, Inc.	94
Lafayette Radio	16, 17	University Loudspeakers, Inc.	25
Lektron	95	Valparaiso Technical Institute	124
Mark Mobile, Inc.	113	Van Nostrand & Company Inc., D	124
Micro Electron Tube Co.	111	Vanguard Electric Labs.	108, 126
Milwaukee School of Engineering	103	Vocaline Company of America	26
Modernaphone, Inc.	102	Wen Products, Inc.	105
Mosley Electronics, Inc.	118	Western Radio	126

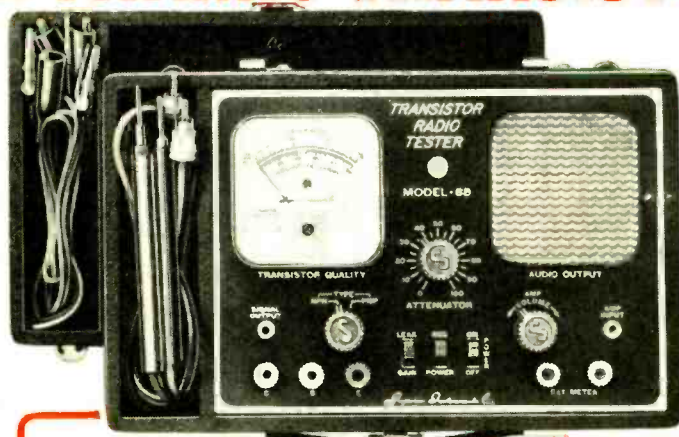
EXAMINE ANY OF THESE TESTERS

BEFORE YOU BUY!!

Yes, we offer to ship at our risk one or more of the testers described on these pages.

The Model 88.... A New Combination

TRANSISTOR RADIO TESTER and DYNAMIC TRANSISTOR TESTER



Model 88 TRANSISTOR RADIO TESTER & TRANSISTOR TESTER... Total Price... \$38.50
Terms: \$8.50 after 10 day trial, then \$6.00 monthly for 5 months if satisfactory. Otherwise return, no explanation necessary.

AS A TRANSISTOR TESTER

The Model 88 will test all transistors including NPN and PNP, silicon, germanium and the new gallium arsenide types, without referring to characteristic data sheets. The time-saving advantage of this technique is self evident. A further benefit of this service is that it will enable you to test new transistors as they are released!

The Model 88 will measure the two most important transistor characteristics needed for transistor servicing; leakage and gain (beta).

The leakage test measures the collector-emitter current with the base connection open circuited. A range from 50 ohms to 100,000 ohms covers all the leakage values usually found in both high and low power transistor types.

The gain test (beta) translates the change in collector current divided by the base current. Inasmuch as the base current is held to a fixed value of 50 microamperes, the collector current calibrated in relative gain (beta), is read directly on the meter scale.

AS A TRANSISTOR RADIO TESTER

We feel sure all servicemen will agree that the instruments and methods previously employed for servicing conventional tube radios and TV have proven to be impractical and time consuming when used for transistor radio servicing. The Model 88 provides a new simplified rapid procedure — a technique developed specifically for radios and other transistor devices.

An R.F. Signal source, modulated by an audio tone is injected into the transistor receiver from the antenna through the R.F. stage, past the mixer into the I.F. Amplifier and detector stages and on to the audio amplifier. This injected signal is then followed and traced through the receiver by means of a built-in High Gain Transistorized Signal Tracer until the cause of trouble whether it be a transistor, some other component or even a break in the printed circuit is located and pin-pointed. The injected signal is heard on the front panel speaker as it is followed through the various stages. Provision has also been made on the front panel for plugging in a V.O.M. for quantitative measurement of signal strength.

The Signal Tracing section may also be used less the signal injector for listening to the "quality" of the broadcast signal in the various stages.

Model 88 comes housed in a handsome portable case. Complete with a set of Clip-On Cables for Transistor Testing, an R.F. Diode Probe for R.F. and I.F. Tracing; an Audio Probe for Amplifier Tracing and a Signal Injector Cable. Complete — **\$38⁵⁰** — nothing else to buy! Only

**DID YOU
EVER?**

Order merchandise by mail, including deposit or payment in full, then wait and write . . . wait and write?

Purchase anything on time and sign a lengthy complex contract written in small difficult-to-read type?

Purchase an item by mail or in a retail store then experience frustrating delay and red tape when you applied for a refund?

Obviously prompt shipment and attention to orders is an essential requirement in our business . . . We ship at our risk!

PRINTED IN U.S.A.

NO

CONTRACT TO SIGN CO-MAKERS EMPLOYER NOTIFICATION

The simple order authorization included in this offer is *all* you sign. We ask only that you promise to pay for or return the goods we ship in good faith.

EXAMINE ANY ITEM YOU SELECT IN THE PRIVACY OF YOUR OWN HOME

Then if completely satisfied pay on the interest-free terms plainly specified. When we say interest-free we mean not one penny added for "interest" for "finance" for "credit-checking" or for "carrying charges." The net price of each tester is plainly marked in our ads—that is all you pay except for parcel post or other transportation charges we may prepay.

Superior's New Model TV-50A **GENOMETER** **7 Signal Generators in One!**

- ✓ R.F. Signal Generator for A.M.
- ✓ R.F. Signal Generator for F.M.
- ✓ Audio Frequency Generator
- ✓ Marker Generator
- ✓ Bar Generator
- ✓ Color Dot Pattern Generator
- ✓ Cross Hatch Generator

This Versatile All-Inclusive GENERATOR Provides ALL the Outputs for Servicing:

• A.M. RADIO • F.M. RADIO • AMPLIFIERS • BLACK AND WHITE TV • COLOR TV

R. F. SIGNAL GENERATOR: 100 Kilocycles to 60 Megacycles on fundamentals and from 60 Megacycles to 180 Megacycles on powerful harmonics.

VARIABLE AUDIO FREQUENCY GENERATOR: Provides a variable 300 cycle to 20,000 cycle peaked wave audio signal.

MARKER GENERATOR: The following markers are provided: 189 Kc., 262.5 Kc., 456 Kc., 600 Kc., 1000 Kc., 1400 Kc., 1600 Kc., 2000 Kc., 2500 Kc., 3579 Kc., 4.5 Mc., 5 Mc., 10.7 Mc., (3579 Kc. is the color burst frequency)

BAR GENERATOR: Pattern consists of 4 to 16 horizontal bars or 7 to 20 vertical bars.

DOT PATTERN GENERATOR (FOR COLOR TV): The Dot Pattern projected on any color TV Receiver tube by the Model TV-50A will enable you to adjust for proper color convergence.

CROSS HATCH GENERATOR: The pattern consists of non-shifting horizontal and vertical lines interlaced to provide a stable cross-hatch effect.

Complete with shielded leads **\$47.50** Net



Model TV50-A—Genometer
Total Price **\$47.50**
Terms: \$11.50 after 10 day trial, then \$6.00 monthly for 6 months if satisfactory. Otherwise return, no explanation necessary.



Model TW-11—Tube Tester
Total Price **\$47.50**
Terms: \$11.50 after 10 day trial, then \$6.00 monthly for 6 months if satisfactory. Otherwise return, no explanation necessary.

Superior's **STANDARD** New Model **TW-11** **PROFESSIONAL** **TUBE TESTER**

• Tests all tubes, including 4, 5, 6, 7, Octal, Lockin, Hearing Aid, Thyatron, Miniatures, Sub-miniatures, Novals, Subminars, Proximity Fuse Types, etc.

• Uses the new self-cleaning Lever Action Switches for individual element testing. All elements are numbered according to pin-number in the RMA base numbering system. Model TW-11 does not use combination type sockets. Instead individual sockets are used for each type of tube. Thus it is impossible to damage a tube by inserting it in the wrong socket.

• Free-moving built-in roll chart provides complete data for all tubes. Printed in large easy-to-read type.

NOISE TEST: Phono-jack on front panel for plugging in either phones or external amplifier detects microphonic tubes or noise due to faulty elements and loose internal connections.

EXTRAORDINARY FEATURE SEPARATE SCALE FOR LOW-CURRENT TUBES Previously, on emission-type tube testers, it has been standard practice to use one scale for all tubes. As a result, the calibration for low-current types has been restricted to a small portion of the scale. The extra scale used here greatly simplifies testing of low-current types.

Housed in handsome, Saddle-Stitched Texon case. Only **\$47.50**

We invite you to try before you buy any of the models described on this page, the preceding page and the following pages. If after a 10 day trial you are completely satisfied and decide to keep the Tester, you need send us only the down payment and agree to pay the balance due at the monthly indicated rate.

NO INTEREST OR FINANCE CHARGES ADDED!

If not completely satisfied, you are privileged to return the Tester to us, cancelling any further obligation.

SEE OTHER SIDE

MOSS ELECTRONIC, INC.
Dept. D-791 3849 Tenth Ave., New York 34, N. Y.

Please send me the units checked on approval. If completely satisfied I will pay on the terms specified with no interest or finance charges added. Otherwise, I will return after a 10 day trial positively cancelling all further obligation.

- Model 88 Total Price \$38.50
\$8.50 within 10 days. Balance \$6.00 monthly for 5 months.
- Model 77 Total Price \$42.50
\$12.50 within 10 days. Balance \$6.00 monthly for 5 months.
- Model TV-50A Total Price \$47.50
\$11.50 within 10 days. Balance \$6.00 monthly for 6 months.
- Model 79 Total Price \$38.50
\$8.50 within 10 days. Balance \$6.00 monthly for 5 months.
- Model TW-11 Total Price \$47.50
\$11.50 within 10 days. Balance \$6.00 monthly for 6 months.

Name

Address

City Zone State

All prices net, F.O.B., N. Y. C.

SHIPPED ON APPROVAL NO MONEY WITH ORDER — NO C. O. D.



Model 77—VACUUM TUBE VOLT-METER. Total Price . . . \$42.50
Terms: \$12.50 after 10 day trial, then \$6.00 monthly for 5 months if satisfactory. Otherwise return, no explanation necessary.

Superior's New Model 77 **VACUUM TUBE VOLTMETER** WITH NEW 6" FULL-VIEW METER

Compare it to any peak-to-peak V. T. V. M. made by any other manufacturer at any price!

- Extra large meter scale enables us to print all calibrations in large easy-to-read type.
- Employs a 12AU7 as D. C. amplifier and two 9006's as peak-to-peak voltage rectifiers to assure maximum stability. • Meter is virtually burn-out proof. The sensitive 400

AS A DC VOLTMETER: The Model 77 is indispensable in Hi-Fi Amplifier servicing and a must for Black and White and color TV Receiver servicing where circuit loading cannot be tolerated.

AS AN ELECTRONIC OHMMETER: Because of its wide range of measurement leaky capacitors show up glaringly. Because of its sensitivity and low loading, Intermittents are easily found, isolated and repaired.

AS AN AC VOLTMETER: Measures RMS values of sine wave, and peak-to-peak value of complex wave. Pedestal voltages that determine the "black" level in TV receivers are easily read.

micro-ampere meter is isolated from the measuring circuit by a balanced push-pull amplifier. • Uses selected 1% zero temperature coefficient resistors as multipliers. This assures unchanging accurate readings on all ranges.

SPECIFICATIONS

- DC VOLTS—0 to 3/15/75/150/300/750/1,500 volts at 11 megohms input resistance.
- AC VOLTS (RMS)—0 to 3/15/75/150/300/750/1,500 volts. • AC VOLTS (Peak to Peak)—0 to 8/40/200/400/800/2,000 volts.
- ELECTRONIC OHMMETER—0 to 1,000 ohms/10,000 ohms/100,000 ohms/1 megohm/10 megohms/100 megohms/1,000 megohms. • DECIBELS: -10 db to +18 db, +10 db to +38 db, +30 db to +58 db. All based on 0 db = .006 watts (6 mw) into a 500 ohm line (1.73v).
- ZERO CENTER METER—For discriminator alignment with full scale range of 0 to 1.5/7.5/37.5/75/150/375/750 volts at 11 megohms input resistance.

Comes complete with operating instructions, probe leads, and streamlined carrying case. Operates on 110-120 volt 60 cycle. Only **\$42.50**



Model 79—Super Meter
Total Price \$38.50
Terms: \$8.50 after 10 day trial, then \$6.00 monthly for 5 months if satisfactory. Otherwise return, no explanation necessary.

SUPERIOR'S NEW MODEL 79 **SUPER-METER** WITH NEW 6" FULL-VIEW METER

A Combination **VOLT-OHM MILLIAMMETER**
Plus **CAPACITY, REACTANCE, INDUCTANCE & DECIBEL MEASUREMENTS**
Also Tests **SELENIUM & SILICON RECTIFIERS, SILICON & GERMANIUM DIODES**

The model 79 represents 20 years of continuous experience in the design and production of SUPER-METERS, an exclusive SICO development. It includes not only every circuit improvement perfected in 20 years of specialization but, in addition includes those services which are "musts" for properly servicing the ever-increasing number of new components used in all phases of today's electronic pro-

duction. For example with the Model 79 SUPER-METER you can measure the quality of selenium and silicon rectifiers and all types of diodes — components which have come into common use only within the past five years, and because this latest SUPER-METER necessarily required extra meter scale, SICO used its new full-view 6-inch meter.

SPECIFICATIONS:

- D.C. VOLTS: 0 to 7.5 15 75/150/750/1,500. • A.C. VOLTS: 0 to 15 30/150/300/1,500/3,000. • D.C. CURRENT: 0 to 1.5 15/150 Ma. 0 to 1.5 15 Amperes. • RESISTANCE: 0 to 1,000/100,000 Ohms, 0 to 10 Megohms. • CAPACITY: .001 to 1 Mfd., 1 to 50 Mfd. • REACTANCE: 50 to 2,500 Ohms, 2,500 Ohms to 2.5 Megohms. • INDUCTANCE: .15 to 7 Henries, 7 to 7,000 Henries. • DECIBELS: —6 to +18, -14 to +38, +34 to +58. The following components are all tested for QUALITY at appropriate test po-

tentials Two separate BAD-GOOD scales on the meter are used for direct readings. All Electrolytic Condensers from 1 MFD to 1000 MFD. All Germanium Diodes. All Selenium Rectifiers. All Silicon Diodes. All Silicon Rectifiers.

Model 79 comes complete with operating instructions, test leads, and streamlined carrying case. Use it on the bench—use it on calls. Only **\$38.50**

TRY FOR 10 DAYS BEFORE you buy! THEN if satisfact

pay in easy, interest free, monthly payments. See coupon inside.

We invite you to try before you buy any of the models described on this and the preceding pages. If after a 10 day trial you are completely satisfied and decide to keep the Tester, you need send us only the down payment and agree to pay the balance due at the monthly indicated rate. (See other side for time payment schedule details.)

NO INTEREST OR FINANCE CHARGES ADDED!

If not completely satisfied, you are privileged to return the Tester to us, cancelling any further obligation.

SEE OTHER SIDE

CUT OUT AND MAIL TODAY!

FIRST CLASS

Permit No. 61430

New York, N. Y.

VIA AIR MAIL



BUSINESS REPLY CARD

No Postage Stamp Necessary if Mailed in the U. S.

POSTAGE WILL BE PAID BY —

MOSS ELECTRONIC, INC.

3849 TENTH AVENUE

NEW YORK 34, N. Y.