

BUILD A TRANSISTORIZED INTERCOM

POPULAR ELECTRONICS

MAY
1960

35
CENTS

HI-FI · HAM RADIO · S.W.L. · TEST GEAR

Complete plans for:

- **20,000-Volt Tesla Coil**
- **DC-to-AC Converter**
- **Pocket Radio**
- **Transistorized Megaphone**
- **Flashing Safety Light**
- **Grid-Dipper Modulator**

All about:

- **Tape Recorder Mechanisms**
- **TV Trick Techniques**
- **Hi-Fi Tubes**





the
tape
that
cost

\$9,000,000

to perfect!

Soundcraft Tape with the new **FA-4** frequency adjusted formula-
tion. Designed to meet the unlimited challenge of
the most exciting new era in recording history!

Only years of research... and the most modern and advanced tape manufacturing facilities in the world... could have perfected this tape! Soundcraft's new **FA-4 FORMULATION** is *frequency adjusted* to provide the superlative sound reproduction *demand*ed in this exciting era of new discoveries and innovations in tape recording. You'll hear "highs" as never

before... *the full frequency spectrum* for perhaps the very first time!

Insist on Soundcraft Tape with the new **FA-4 FORMULATION** before you run another reel through your recorder... you'll never settle for inferior sound reproduction again!


REEVES **SOUNDCRAFT** CORP.

Great Pasture Rd., Danbury, Conn. • Chicago: 28 E. Jackson Blvd.
Los Angeles: 342 N. LaBrea • Toronto: 700 Weston Rd. R104

Learn Radio-Television Electronics

by Practicing at Home in Your Spare Time

WITHOUT EXTRA CHARGE YOU GET special NRI kits developed to give you actual practice with Radio-TV receiver or broadcasting circuits and equipment. All equipment is yours to keep.



RADIO-TV BROADCASTING (see above) offers important positions as Operators and Technicians. **RADIO-TV SERVICING** Technicians (see below) needed in every community. Their services are respected, their skill appreciated.



Fast Growing Field Offers You Good Pay, Success, Bright Future



J. E. SMITH
Founder

Bigger than ever and still growing fast. That's why Radio-TV has special appeal to ambitious men not satisfied with their job and earnings. More than 4,000 Radio and TV stations. More than 150 million home and auto Radios, 40 million TV sets. Color TV promises added opportunities. For the trained man, there are good jobs, bright futures in Radio-TV Servicing or Broadcasting. Training PLUS opportunity is the ideal combination for success. So plan now to get into Radio-TV. The technical man is looked up to. He does important work, gets good pay for it. Radio-Television offers that kind of work. NRI can supply training quickly, without expense of going away to school. Keep your job while training. You learn at home in your spare time. NRI is the **OLDEST and LARGEST** home study Radio-TV school. Its methods have proved successful for more than 40 years.

Added Income Soon - \$10, \$15 a Week in Spare Time

Soon after enrolling, many NRI students start to earn \$10, \$15 a week in spare time fixing sets. Some pay for their training and enjoy extra luxuries this way. Some make enough to start their own Radio-TV shops. NRI training is *practical*—gets quick results. Easy to understand, well illustrated lessons teach you basic principles. And you **LEARN-BY-DOING** by practicing with kits of equipment which "bring to life" things you study.

Find Out What NRI Offers

NRI has trained thousands for successful careers in Radio-TV. Study fast or slow—as you like. Diploma when you graduate. Mail coupon now. Paste it on a postcard or mail in envelope. **ACTUAL LESSON FREE**. Also 64 page catalog that shows opportunities, shows equipment you get. Cost of NRI courses low. Easy terms. **NATIONAL RADIO INSTITUTE, Dept. OED4, Washington 16, D. C.**

N.R.I. TRAINED THESE MEN FOR SUCCESS



"I was repairing Radios by 10th lesson. Now have good TV job." **M. R. LINDEMUTH, Fort Wayne, Ind.**



"Doing spare time repairs on Radio and TV. Soon, servicing full time." **CLYDE HIGGINS, Waltham, Mass.**

"I had a successful Radio repair shop. Now I'm Engineer for WHPE." **V. W. WORKMAN, High Point, N. C.**



"There are a number of NRI graduates here. I can thank NRI for this job." **JACK WAGNER, Lexington, N. C.**



VETERANS Approved Under G. I. Bills

SEND FOR BOTH FREE

National Radio Institute

Dept. OED4, Washington 16, D. C.

Mail me Sample Lesson and 64-Page Catalog FREE. (No salesman will call. Please write plainly.)

Name _____ Age _____

Address _____

City _____ Zone _____ State _____

Accredited Member National Home Study Council



POPULAR ELECTRONICS is published monthly by Ziff-Davis Publishing Company, William B. Ziff, Chairman of the Board (1946-1953), at 434 S. Wabash Ave., Chicago 5, Ill. Second-class postage paid at Chicago, Illinois. Authorized by Post Office Department, Ottawa, Canada, as second-class matter. **SUBSCRIPTION RATES:** One year U.S. and possessions, and Canada \$4.00; Pan-American Union countries \$4.50, all other foreign countries, \$5.00.

POPULAR ELECTRONICS

MAY

1960

VOLUME 12

NUMBER 5



Electronic Construction

Transistorized DC-to-AC Converter.....	<i>Fred B. Maynard</i>	53
Summertime Transistorized Projects.....	<i>Lou Garner</i>	
• Power Megaphone.....		60
• Battery-Powered Intercom.....		62
• Auto Safety Flasher.....		65
• Pocket Receiver.....		67
Tesla's Trickery.....	<i>Kenneth Richardson</i>	72
Modulate Your Grid-Dip Meter.....	<i>R. L. Winklepleck</i>	89

Amateur and SWL

FCC Report.....	<i>Robert E. Tall</i>	12
Six- and Two-Meter Transmitter.....		52
The Case of the Elusive Harmonic.....	<i>Charles J. Schauers, W6QLV</i>	69
On the Citizens Band.....	<i>Tom Kneitel, 2W1965</i>	78
Short-Wave Report.....	<i>Hank Bennett, W2PNA</i>	84
Four-Channel Citizens Band Transceiver.....		88
Across the Ham Bands.....	<i>Herb S. Brier, W9EGQ</i>	91

Audio and High Fidelity

Notes from the Editor: Stereo Records.....	<i>Oliver Read, W1ETI</i>	8
Tubes for Hi-Fi.....	<i>John Milder</i>	49
Inside the Hi-Fi Tape Recorder: Tape Transport Mechanisms.....	<i>Joseph Marshall</i>	56

Electronic Features and New Developments

TV's Trick Techniques.....	<i>Art Zuckerman</i>	41
Showdown for the FCC?.....	<i>Ken Gilmore</i>	45
Electronics in the News.....		77
Transistor Topics.....	<i>Lou Garner</i>	79
Test Instruments—The Signal Generator (Part 2).....	<i>G. H. Harrison</i>	81
The Language of Vectors (After Class Feature— Part 1 of two parts).....	<i>Saunders Harris</i>	85
New Developments.....		94
Carl and Jerry.....	<i>John T. Frye, W9EGV</i>	100

Departments

Letters from Our Readers.....	16
POP'tronics Bookshelf.....	20
Tips and Techniques.....	26
New Products.....	32

Cover illustration by Fritz Wilkinson

Copyright © 1960 by ZIFF-DAVIS PUBLISHING COMPANY. All rights reserved.

POPULAR ELECTRONICS

YOU be the judge of *knight-kit*® value

A PRODUCT OF ALLIED RADIO



FREE examination privilege

More and more people are finding out how easy it is to build exciting Knight-Kits, how satisfying they are to own, and how much they save.

If you haven't yet enjoyed the experience and fun of building and owning a Knight-Kit, we invite you to take advantage of our free examination offer. Order any Knight-Kit. Examine it on arrival. Inspect the

quality of the components, the circuitry, the easy-assembly manual. We're so confident you'll want the kit, we can make this offer: If you're not COMPLETELY SATISFIED, just return the kit for full refund.


Order a Knight-Kit now. Know the thrill of the most satisfying build-your-own experience in electronics.



Y-731 Deluxe FM-AM Stereo Hi-Fi Tuner (Multiplex add-in) \$87.50
only \$5 down



Y-774 Deluxe 40-Watt Stereo Amplifier (with Center Channel) \$79.50
only \$5 down



Y-773 Super-Value 20-Watt Stereo Hi-Fi Amplifier. . . \$44.50
only \$2 down



Y-787 FM-AM Hi-Fi Tuner (with Multiplex Jack) \$49.95
only \$2 down



Y-713. Best-selling Citizens Band Transceiver. Tunable 22-channel super-regen receiver. \$39.95

only \$2 down



Y-258 4-Band "Span Master" Receiver (with cabinet) \$25.95

only \$2 down



R-100 Amateur Communications Receiver (Hi-gain, with built-in Q-Multiplier) . \$104.50




Y-708 1000 Ohm/Volt Pocket Volt-Ohm-Milliammeter \$9.95



Y-737 "Ranger" Clock-Radio with "sleep" switch. . . \$24.95

only \$2 down



Y-771 5-Transistor Superhet Portable Radio (less battery) \$25.95

only \$2 down



Y-125. General-purpose VTVM (11 meg. input res.) \$25.75

only \$2 down



Y-143 Model "600" Tube Checker (checks over 700 types) \$32.95

only \$2 down

easiest to build...
satisfying to own
...money-saving

ONLY \$2 DOWN
on orders up to \$50;
\$5 down on orders
up to \$200 ..

see scores of
other *knight-kits*

HI-FI KITS

Stereo Preamplifier
60-W Stereo Amplifier
Monaural Amplifiers
Hi-Fi Tuners
Speaker Systems
and others

HOBBYIST KITS

"Space-Spanner" Radio
"Ranger" Radios
Transistor Radios
2-Way Intercom
Electronic Lab Kits
and many others

INSTRUMENT KITS

Lab AC VTVM
VOM's
5" Scopes
Tube Checkers
Signal Tracer
Audio Generator
Sweep Generator
plus many others

AMATEUR KITS

50-Watt Transmitter
Self-Powered VFO
100 kc Crystal Calibrator
Code Practice Oscillator
Grid Dip Oscillator

there's a money-saving *knight-kit*
for every need... see them all in the
ALLIED CATALOG

Describes the complete KNIGHT-KIT line in detail. Order the kit of your choice—judge quality and value for yourself under our Free examination privilege!

FREE

send
for it!



ALLIED RADIO

ALLIED RADIO, Dept. 23-E
100 N. Western Ave., Chicago 80, Ill.
 Send FREE Catalog featuring Knight-Kits.

Name _____

Address _____

City _____ Zone _____ State _____

Editor & Publisher

OLIVER READ, W1ETI

Managing Editor

JULIAN M. SIENKIEWICZ, WA2CQL

Feature Editor

FURMAN HEBB

Art Director

ALFONS J. REICH

Associate Editors

**RICHARD A. FLANAGAN
MARGARET MAGNA
PERRY WINTER, K2VLR**

Editorial Assistant

DOLORES GIMBEL

Contributing Editors

**H. BENNETT, W2PNA
H. S. BRIER, W9EGQ
J. T. FRYE, W9EGV
L. E. GARNER, JR.
T. KNEITEL, 2W1965**

Art Associate

J. A. ROTH

Art and Drafting Dept.

**K. W. PAUL, JR.
W. K. VAHLSING, WV2GYL**

Advertising Director

JOHN A. RONAN, Jr.

Advertising Manager

WILLIAM G. McROY, 2W4144

POPULAR ELECTRONICS

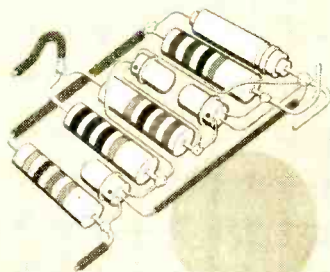
World's Largest-Selling Electronics Magazine

Average Net Paid Circulation 295,979

COMING NEXT MONTH

POPULAR
ELECTRONICS

JUNE
1960



(ON SALE MAY 26)

ZIFF-DAVIS PUBLISHING COMPANY,
One Park Ave., New York 16, N. Y.
William B. Ziff, Chairman of the Board
(1946-1953); William Ziff, President;
W. Bradford Briggs, Executive Vice
President; Michael Michaelson, Vice
President and Circulation Director; Hersh-
el B. Sarbin, Vice President; J. Leonard
O'Donnell, Treasurer.



BRANCH OFFICES: Midwestern Office,
434 S. Wabash Ave., Chicago 5, Ill.,
Jim Weckley, advertising manager;
Western Office, 9025 Wilshire Blvd.,
Beverly Hills, Calif., Don Cera, Western
Manager.

Foreign Advertising Representatives:
D. A. Goodall Ltd., London; Albert Mil-
hado & Co., Antwerp and Dusseldorf.

SUBSCRIPTION SERVICE: Forms 3579 and all subscription correspondence should be addressed to Circulation Department, 434 South Wabash Avenue, Chicago 5, Illinois. Please allow at least four weeks for change of address. Include your old address as well as new—enclosing if possible an address label from a recent issue.

CONTRIBUTORS: Contributors are advised to retain a copy of their manuscripts and illustrations. Contributions should be mailed to the New York Editorial Office and must be accompanied by return postage. Contributions will be handled with reasonable care, but this magazine assumes no responsibility for their safety. Any copy accepted is subject to whatever adaptations and revisions are necessary to meet the requirements of this publication. Payment covers all author's, contributor's and contestant's rights, titles, and interest in and to the material accepted and will be made at our current rates upon acceptance. All photos and drawings will be considered as part of material purchased.

● **MINIATURE AUDIO AMPLIFIER**

Complete construction plans for one of the world's tiniest transistor amplifiers, shown above approximately three times life size

● **TALKING BOX**

A gadget guaranteed to startle your friends—when they ask questions, it will answer back

● **ELECTRONIC FISHING**

For frustrated anglers: an electronic fishing system that literally sucks fish out of water

● **ELECTRONICS OF TAPE RECORDERS**

Confused about recording bias, pre-emphasis, and equalization? Hi-fi expert Joseph Marshall clarifies the situation for you

In Spare Time at Home—Prepare for a Better Job—or
Your Own Business in One of the Many Branches of

ELECTRONICS

You build and keep this valuable Vacuum Tube VOLT METER



You build and keep this 5-inch COLOR OSCILLOSCOPE—almost a "must" for TV servicing.



RADIO - TELEVISION - RADAR

If you are seeking a better job or a business of your own, the appealing field of Television-Radio-Electronics offers REAL PROMISE!

In this fast-growing field, trained Electronic technicians find many good-paying, interesting jobs in manufacturing, installing, operating, servicing. Equally important is the fact that these are GOOD JOBS—offering the kind of a future that an untrained man often dreams about.

No previous technical experience or advanced education needed. Prepare for this profitable field in your spare time at home, or in our modern Chicago or Toronto Laboratories. Nothing else like it! Send for FREE details.

EARN WHILE YOU LEARN

After you get part of DeVry Tech's training with equipment at home, you may then in your spare time, begin to earn real money servicing Radio and Television sets.



HOME MOVING . . .


... make important points crystal clear. Speeds your learning. It's almost like having an instructor at your side!

MILITARY SERVICE

If you are subject to military service, the information we have should prove very helpful. Mail coupon today.

COLOR TV

DeVry Tech's program also includes training in Color Television



21 INCH

Build and keep this BIG DeVry Engineered TV set—easily converted to U.H.F. (DeVry offers another home training, but without the TV set.)

Your GUIDE

to Profitable Job Opportunities

TV-Radio Broadcast Technician
Color Television Specialist
Radar Operator • Laboratory Technician
Airline Radio Man • Computer Specialist
Quality Control Manager
Your Own Sales & Service Shop
... PLUS MANY OTHERS

YOU GET THE SAME EMPLOYMENT SERVICE

that has helped thousands of our graduates toward fine careers in Electronics.



Send for FREE BOOKLET TODAY!

Accredited Member of National Home Study Council

"One of North America's
Foremost Electronics
Training Centers"



You work over
300
Learn-By-Doing
projects

Build over 300 practical projects from many shipments of Radio-Electronic parts. You build and operate TV-Radio circuits . . . wireless microphone . . . and many other major projects—all designed to provide outstanding practical experience at home.

ACT NOW! Get information-packed publication FREE! Mail coupon today.

DeVRY TECHNICAL INSTITUTE

4141 Belmont Ave., Chicago 41, Ill., Dept. PE-5-Q

Please give me your FREE booklet, "Electronics in Space Travel," and tell me how I may prepare to enter one or more branches of Electronics.

Name _____ Age _____


Street _____ Apt. _____

City _____ Zone _____ State _____

2044 Canadian residents address DeVry Tech of Canada, Ltd.
626 Roselawn Ave., Toronto 12, Ontario

DeVRY TECHNICAL INSTITUTE

C-CHICAGO 41, ILLINOIS



Notes from the Editor

STEREO RECORDS. How many stereo records did you buy in the last year? If you're like most consumers, you didn't buy very many. For it's no deep and dark secret that, for the most part, sales of stereo records have been sorely disappointing.

One of the major arguments to explain this unhappy situation is that people are confused. They've heard a lot about stereo and they honestly would like to buy a stereo system. But since they've also heard (and rightly) that good stereo is expensive, they're putting off buying a set. Consequently, many people are still using their old phonographs and are not buying stereo records. They are not buying monophonic records either—because they are afraid mono will become obsolete.

A possible solution to the problem would be a stereo record that could be played monophonically without damage—that would stand up to a year or two of mono service and still provide dual-channel performance when the user decided to "go stereo." Just such a compatible stereo record is now the talk of the hi-fi industry. One of the smaller record companies, Design, has come up with a system which it claims will give the record business its much-needed shot in the arm.

In collaboration with several engineering firms, Design is producing compatible records cut by the vertical-lateral method. The electrical "sum" of both stereo tracks is engraved in the lateral channel (thus allowing "full mono" reproduction), with the "difference" signal recorded vertically. Because the amplitude of the "difference" signal is reduced slightly, the process of stamping out the compatible records is much less critical than stamping conventional 45-45 stereo records. The new records can be played stereophonically with any 45-45 stereo cartridge or monophonically with any quality mono pickup.

But demonstrations of the records so far have not been conclusive. Some observers feel that reducing the vertical component of the stereo signal will definitely degrade performance. On the other hand, many listeners have found the compatible record to be generally satisfactory.

If this system proves to be a true solution to the compatibility problem (or can be improved sufficiently to become so), it would be a three-way boon—to record manufacturers, to record retailers, and to the public. Production facilities could be greatly simplified, resulting in greater efficiency. Record dealers could cut their stock in half. And consumers could forget about their mono records becoming obsolete.

Oliver Read

These men are getting practical training in **NEW Shop-Labs of**

ELECTRICITY

COYNE

ELECTRONICS ON REAL

Motors—Generators
—Switchboards—
Controls—Modern
Appliances—
Automatic
Electronic
Control Units

in Chicago—prepare for today's **TOP OPPORTUNITY FIELD**. Train on real full-size equipment at **COYNE** where thousands of successful men have trained for over 60 years—largest, oldest, best equipped school of its kind. Professional and experienced instructors show you how, then do practical jobs yourself. No previous experience or advanced education needed. Employment Service to Graduates.

START NOW—PAY LATER—Liberal Finance and Payment Plans. Part-time employment help for students. **GET FREE BOOK**—“Guide to Careers” which describes all training offered in **ELECTRICITY** and **TELEVISION-RADIO ELECTRONICS**—no obligation; **NO SALESMAN WILL CALL**.

Coyne Electrical School, 1501 W. Congress Parkway
Chartered Not For Profit • Chicago 7, Dept. 50-2C

MAIL COUPON OR WRITE TO ADDRESS BELOW

COYNE ELECTRICAL SCHOOL
Dept. 50-2C—New Coyne Building
1501 W. Congress Pkwy., Chicago 7, Ill.

Send **BIG FREE** book and details of all the training you offer. However, I am especially interested in:

Electricity Television Both Fields

Name _____

Address _____

City _____ State _____



TELEVISION

RADIO ELECTRONICS ON REAL


TV Receivers—
Black and White
and Color
AM-FM and
Auto Radios
Transistors
Printed Circuits
Test Equipment



**COYNE offers
LOW COST**

TELEVISION RADIO - COLOR TV

Training in
Spare Time AT HOME



The future is **YOURS** in **TELEVISION!**

A fabulous field—good pay—fascinating work—a prosperous future in a good job, or independence in your own business!

**Send Coupon or write to address below
for Free Book**

and full details,
including easy
Payment Plan.
**No obligation, no
salesman will call.**



Coyne brings you **MODERN-QUALITY** Television Home Training; training designed to meet Coyne standards at truly lowest cost—you pay for training only—**no costly “put together kits.”** Not an old Radio Course with Television “tacked on.” Here is **MODERN TELEVISION TRAINING** including **Radio, UHF and Color TV**. No Radio background or previous experience needed. Personal guidance by Coyne Staff. **Practical Job Guides** to show you how to do actual servicing jobs—**make money early in course**. Free Lifetime Employment Service to Graduates.

**COYNE
ELECTRICAL SCHOOL**

CHARTERED AS AN EDUCATIONAL INSTITUTION
NOT FOR PROFIT

1501 W. Congress Parkway • Chicago 7, Dept. 50 - H2



B. W. COOKE, Jr., President
Coyne—the Institution behind this training... the largest, oldest, best equipped residential school of its kind. Founded 1889.

**COYNE Television
Home Training Division**
Dept. 50-H2 New Coyne Building
1501 W. Congress Pkwy., Chicago 7, Ill.

Send Free Book and details on how I can get Coyne Quality Television Home Training at low cost and easy terms.

Name _____

Address _____

City _____ State _____

Lafayette Superior Quality Hi-Fi Kits

The *FINEST* . . . through research . . . engineered by *LAFAYETTE!* MADE IN U.S.A.

KT-250A IN KIT FORM
74.50



LA-250A
COMPLETELY WIRED
99.50

50 WATT INTEGRATED STEREO AMPLIFIER KIT

- RESPONSE 15-40,000 CPS \pm 0.5 DB (at normal listening level)
- UNIQUE "BLEND" CONTROL ● PREMIUM EL86 OUTPUT TUBES
- 50 WATTS MONAURAL—25 WATTS EACH STEREO CHANNEL ● CLUTCH-OPERATED VOLUME CONTROL ● SEPARATE BASS & TREBLE CONTROLS

A completely new stereo high fidelity amplifier with a high quality of reproduction, remarkable versatility and new distinctive styling. Full range of controls include a unique "blend" control for continuously variable channel separation—from full monaural to full stereo, 4-position Selector, Mode, Loudness and Phasing switches plus outputs for 4, 8 or 16 ohm speakers. Harmonic distortion less than 0.25%, IM distortion less than 0.5%. Hum and Noise 74 db below full output. Assembly is simple—no special skills or tools required. Complete with deluxe cabinet and legs, all parts, tubes and detailed instruction manual. Shpg. wt., 26 lbs.

KT-250AWX Stereo Amplifier Kit 5.00 Down Net **74.50**
LA-250AWX Stereo Amplifier, wired & tested 5.00 Down Net **99.50**

KT-600 IN KIT FORM
79.50



LA-600
COMPLETELY WIRED
134.50

PROFESSIONAL STEREO CONTROL CENTER KIT

- RESPONSE 5-40,000 CPS \pm 1 DB ● UNIQUE STEREO & MONAURAL CONTROL FEATURES ● PRECISE "NULL" BALANCING SYSTEM ● CONCENTRIC INPUT LEVEL CONTROLS

A truly professional stereo preamplifier and master audio control center—solves every stereo/monaural control problem. Features unique Bridge Control for variable cross-channel feed for elimination of exaggerated channel separation effects—plus controlled 3rd channel output. Has all-concentric controls—including clutch-operated Volume Balance control. Provides complete and advanced facilities for accepting, controlling and providing undistorted gain for any and all program sources. Sensitivity 2.2 mv for 1 volt out (low level inputs). Dual low impedance "plate follower" outputs 1500 ohms. Response 5-40,000 cps \pm 1 db. Less than .03% IM distortion. Less than .1% harmonic distortion. Hum and noise 80 db below 2 volts (high level inputs). Uses 7 new 7025 low-noise dual triodes. Size: 14" x 4 1/2" x 10 3/4". Shpg. wt., 16 lbs. Complete with all parts, tubes, deluxe cabinet and detailed instruction manual.

KT-600 WX Stereo Preamplifier Kit 5.00 Down Net **79.50**
LA-600 WX Stereo Preamplifier, wired and tested 5.00 Down Net **134.50**

KT-236A
IN KIT FORM

NEW!



59.50

36-WATT INTEGRATED STEREO AMPLIFIER KIT

- 36-WATTS MONAURALLY—18 WATTS PER CHANNEL ● FREQUENCY RESPONSE 15-30,000 CPS \pm 1 DB ● UNIQUE "BLEND" CONTROL ● CONCENTRIC CLUTCH-OPERATED VOLUME CONTROL ● DUAL CONCENTRIC BASS AND TREBLE CONTROLS ● 4-EL84 TUBES IN PUSH PULL

This exciting new amplifier kit combines dual preamplifiers and dual 18 watt power amplifiers on one compact chassis. Instant selection from monophonic to stereophonic is provided by the turn of a switch. An amazing new "Blend" control gives continuously variable channel separation from full monophonic to full stereo. The concentric clutch-operated volume control offers independent or simultaneous level adjustments of both channels. Dual concentric bass and treble controls furnish 4 independent tonal adjustments. Harmonic distortion less than 0.15% at normal listening level. I.M. distortion is less than .3%. Hum and noise 70 db below rated output. Complete with cage, legs and detailed instructions. Shpg. wt., 24 lbs.

KT-236AWX Stereo Amplifier Kit 5.00 Down Net **59.50**

KT-500 IN KIT FORM
74.50



LT-50
COMPLETELY WIRED
124.50


FM-AM STEREO TUNER KIT

- 11 Tubes (4 dual-purpose) + Tuning Eye + Selenium rectifier provide 17 tube performance ● Multiple Output for new Stereo FM ● Armstrong Circuit with Dual Limiters and Foster-Seeley Discriminator ● Extreme Sensitivity and Wide Frequency Response.

A precision engineered, highly stable tuner—perfect for lifelike stereo FM-AM broadcast reception, FM reception and/or AM reception. Features separate tuning and volume controls for AM and FM. Magic eye on AM and FM, plus automatic frequency control on FM for accurate tuning—stations are "locked" in. Other deluxe features include cathode follower outputs and 5-position Function Selector. Efficient, broadband circuitry on AM with built-in antenna. FM section features include 2 microvolts sensitivity for 30 db quieting, frequency response 20-20,000 cps \pm 1/2 db and full 200 KC bandwidth. Two printed circuit boards make wiring simple—even for such a complex unit. Complete kit includes all parts, deluxe cabinet and detailed instruction manual. Size is 13 3/4" W x 10 3/4" D x 4 1/2" H. wt., 22 lbs.

KT-500WX FM-AM Stereo Tuner Kit 5.00 Down Net **74.50**
LT-50 WX Same as above, wired & tested 5.00 Down Net **124.50**

KT-310 IN KIT FORM
47.50



LA-310
COMPLETELY WIRED
72.50

STEREO/MONAURAL POWER AMPLIFIER KIT

- 36 WATT STEREO AMPLIFIER—18 WATTS EACH CHANNEL ● EMPLOYS 4 PREMIUM-TYPE 7189 TUBES ● 2 PRINTED CIRCUIT BOARDS FOR SIMPLIFIED WIRING ● FREQUENCY RESPONSE 20-40,000 CPS \pm 1/2 DB AT 18 WATTS ● LESS THAN 1% HARMONIC OR IM DISTORTION

A superb basic stereo amplifier in easy-to-build kit form. Unit may be used with a stereo preamplifier to provide two 18 watt stereo channels or, at the flick of a switch, as a fine 36 watt monaural amplifier. Controls include 2 input volume controls, Channel Reverse switch and Monaural-Stereo switch. Dual outputs for 4, 8, 16 or 32 ohm speakers. Input sensitivity .45 volts per channel for full output. Tubes are 2-6ANB, 4-7189, GZ-34 rectifier. Sizes 10-9/16" d x 5 1/4" h x 13 1/4" w. Complete kit with cage, all parts, tubes and detailed instruction manual. wt., 22 lbs.

KT-310 WX Stereo Power Amplifier Kit 2.00 Down Net **47.50**
LA-310 WX Stereo Power Amplifier, wired and tested 5.00 Down Net **72.50**

Lafayette Radio

165-08 Liberty Ave. JAMAICA, N. Y.
AXtel 1-7000

NEW YORK, N. Y.
100 6th Ave.
Worth 6-5300

BOSTON, MASS.
110 Federal St.
Hubbard 2-7850

BRONX, N. Y.
542 E. Fordham Rd.
Fordham 7-8813

NEWARK, N. J.
24 Central Ave.
Market 2-1661

PLAINFIELD, N. J.
139 W. 2nd St.
Plainfield 6-4718

L
A
F
A
Y
E
T
T
E

NEW! **LAFAYETTE HE-15**
CITIZENS BAND 11 METER
SUPERHETERODYNE TRANSCEIVER




Made in U.S.A.

Completely wired

NOT A KIT

Not Superregenerative but **SUPERHET!**



Unequaled Performance and Design . . . The Greatest VALUE In The Citizens Band Field!

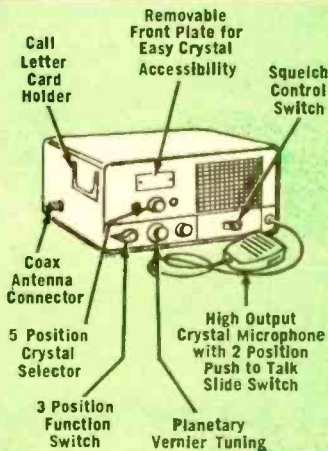
- 5 Crystal Controlled Transmitting Positions: Operates at a maximum FCC legal power input of 5 watts fully modulated.
- Superheterodyne Tuneable Receiver Over Full 22 Channel Band: RF stage in both Transmitter and Receiver, 3 watts audio output plus large 4" speaker.
- Complete with Transmitting Crystal: Removable front plate for easy accessibility of crystals. Channel 9 crystal supplied.
- 4 Dual Function Tubes plus 2 Single Function Tubes, plus 2 Rectifiers for 12 Tube Performance: Compares with units costing 3 times as much. Unexcelled reception on land and sea with coverage up to 20 or more miles depending on antenna height and terrain.
- Planetary Vernier Tuning: Controls include 3 position function switch (transmit, receive, plus transmit with spring return) and squelch noise limiter control switch.
- High Output Crystal Microphone: 2 position push to talk slide switch; especially designed for sustained transmit operation with a minimum of background noise.
- Adapts for Use Anywhere: Modern compact styling. Brackets are supplied for easy mounting of unit in auto truck or boat. Addition of 6 or 12 volt power supply (separately supplied) adapts transceiver for mobile operation. Only 4½"D x 6"W x 4"H.
- Anyone Can Operate: No examination on technical knowledge required - Any citizen 18 years or older is eligible for a license. Simply fill out FCC application supplied with HE-15 Transceiver.

- HE-15 Factory Wired and Tested (less antenna) . . . Net 64.50
- HE-17 Whip Antenna Net 6.95
- HE-16 Power Supply For 12 Volts Net 11.95
- HE-18 Power Supply For 6 Volts Net 11.95

COMPLETELY WIRED
NOT A KIT!

64.50

ONLY 5.00 DOWN



FREE!
1960
CATALOG

CUT OUT AND PASTE ON POST CARD

SEND 308
GIANT SIZE
PAGES FREE

LAFAYETTE
RADIO
P.O. BOX 222
JAMAICA 31, N. Y.
DEPT. 1E-6

Name _____
Address _____
City _____ Zone _____ State _____

▶ DEALERS
▶ SERVICEMEN
▶ TUBE TESTER
▶ ROUTE OPERATORS

YOU'RE SAFE!

with **ZALYTRON** QUALITY BRAND
TV-RADIO RECEIVING TUBES!

You "play ball" with MAJOR LEAGUERS when you buy ZALYTRON Tubes! We have been supplying tubes for many years to service dealers and Tube Tester Route Operators—and the ZALYTRON Brand Name has achieved a reputation for quality and performance second to none! Yes, you "play it SAFE" with ZALYTRON because you get BRAND NEW Tubes:

- NOT USED
- NOT REJECTS

but Zalytron's First Quality! And, important too: by selling DIRECT to the Electronics Trade, we pass the middleman's profit on to our customers . . . helping them to meet and beat competition in their areas!

WHY PAY MORE?
Get our FREE Complete Giant New Catalog, containing up-to-date tube listing, PLUS hundreds of standard electronic component parts at HUGE SAVINGS! Paste handy coupon (below) on post card and mail to us today!

BRAND NEW
INDIVIDUALLY BOXED
GUARANTEED
FOR ONE YEAR

ZALYTRON

TUBE CORP

220 W. 42nd St.,
New York 36, N. Y.

STEREO KITS
AMPLIFIERS
TEST INSTRUMENTS
TRANSCEIVER KITS
TRANSISTOR RADIOS

To ZALYTRON Tube Corp. Dept. PES
220 West 42nd Street, New York 36, N. Y.
□ Send FREE 1960 Catalog.

NAME _____
ADDRESS _____
CITY _____ ZONE _____ STATE _____

PURCHASING A HI-FI SYSTEM?

NOW YOU CAN CHARGE IT!

Up to 10 months to pay. No down payment necessary. Just say you want to charge it. We'll do the rest.

Send Us Your List of Components For A Package Quotation

WE WON'T BE UNDERSOLD

All merchandise is brand new, factory fresh and guaranteed.

AIREX RADIO CORPORATION

64-PE Cortlandt St., N. Y. 7 CO 7-2137

Altec Lansing
Electrovoice
Jensen • Hartley
University • Stephens
Acoustic Research
Janszen
Wharfedale
Karison Cabinets
Viking
Concertone
Bell • G.E.
Weathers
Harman-Kardon
Eico • Pilot
Sherwood
Acrosound • Roberts
Fisher • Ferrograph
Bogen • Leak
Dynakit • H. H. Scott
Thorens
(Fair Traded)
Dual Changer
Amplex • DeWald
Sony • Challenger
Wollensak • Pentron
Garrard • Quad
Miracord • Pickering
Glaser-Steers
Components
Rek-O-Kut
Audio Tape
Norelco • Magnecord
Fairchild • Gray



FCC Report

☆☆☆☆☆

By **ROBERT E. TALL**
Washington Correspondent

Citizens Band Rule Changes

THE Federal Communications Commission has finally made its long-expected move to amend the Class D Citizens Radio Service Rules. Permissible communications in the Citizens Band have been redefined and certain types of communications clearly prohibited. Use of the band for "amateur-type" and long-range communications is now definitely outlawed. The amendments to Part 19 of the FCC Rules became effective on March 15.

In a nutshell, Citizens Band stations are authorized primarily to communicate with other units of the same station, and they are permitted to communicate with other stations only when necessary for the exchange of substantive messages related to the business or personal activities of the individuals concerned. Also, except for communications between units of the same station and emergency or Civil Defense applications, communications between two Class D stations are limited to five consecutive minutes followed by a two-minute silent period during which the stations shall monitor the frequencies used and permit other stations to use the frequencies.

In addition, to get the channel-cluttering pseudo-amateurs off the band, the new rule changes require that all transmissions from Class D stations be addressed to specific persons or stations within the ground-wave range of their five-watters. Use of the skip sky-wave is prohibited. Calling "CQ" to elicit response from a random or unknown station is also prohibited. And use of a "test" call for the purpose of inviting DX contacts with unknown stations is strictly illegal.

The amendments to the FCC Rules place the Commission on much firmer ground with respect to cracking down on

Learn Electronics

PREPARE FOR YOUR F. C. C. LICENSE—YOUR TICKET TO A BETTER JOB AND HIGHER PAY!

F.C.C. LICENSE—THE KEY TO BETTER JOBS

An F.C.C. *commercial* (not amateur) license is your ticket to higher pay and more interesting employment. This license is Federal Government evidence of your qualifications in electronics. Employers are eager to hire *licensed* technicians.

WHICH LICENSE FOR WHICH JOB?

The **THIRD CLASS** radiotelephone license is of value primarily in that it qualifies you to take the second class examination. The scope of authority covered by a third class license is extremely limited.

The **SECOND CLASS** radiotelephone license qualifies you to install, maintain and operate most all radiotelephone equipment except commercial broadcast station equipment.

The **FIRST CLASS** radiotelephone license qualifies you to install, maintain and operate every type of radiotelephone equipment (except amateur) including all radio and television stations in the United States, its territories and possessions. This is the highest class of radiotelephone license available.

GRANTHAM TRAINING PREPARES YOU

The Grantham Communications Electronics Course prepares you for a **FIRST CLASS** F.C.C. license, and it does this by **TEACHING** you electronics. Each point is covered simply and in detail, with emphasis on making the subject easy to understand. The organization of the subject matter is such that you progress, step-by-step, to your specific objective—a first class F.C.C. license.

CORRESPONDENCE OR RESIDENCE CLASSES

Grantham training is available by correspondence or in resident classes. Either way (residence or correspondence), we train you quickly and well—no previous training required. Even a beginner may qualify for his first class license in a relatively short time.

RESIDENT CLASSES HELD IN FOUR CITIES

To better serve those students who wish to attend resident classes, Grantham School of Electronics offers **DAY** and **EVENING** classes in four different cities—Hollywood, Seattle, Kansas City, and Washington, D.C. The same rapid course in F.C.C. license preparation is conducted in all four locations. If you are interested in attending a **DAY** or **EVENING** class, indicate the city of your choice in the coupon below, and mail the coupon to Hollywood for *free information*. There is no obligation of any kind.



This booklet
FREE!

This free booklet gives details of our training and explains what an F.C.C. license can do for your future.

Upgrade Your Income with a First Class F. C. C. LICENSE

HERE'S PROOF...

that Grantham students prepare for F.C.C. examinations in a minimum of time. Here is a list of a few of our recent graduates, the class of license they got, and how long it took them:

	License	Weeks
Mario Bidese, 342 Alexander Avenue, Greensburg, Pa.	1st	12
Richard M. Wilhoit, 2104 Santa Paula, Las Vegas, Nev.	1st	12
Larry R. Perrine, 7 Normandy Place, Champaign, Ill.	1st	15
Emerson F. Lawson, 111 Excelstor Ave., Union, S.C.	1st	12
Marion Woolsey, 3246 Warwick, Kansas City, Mo.	1st	12
Harold W. Johnson, 5070 Hermosa Ave., Los Angeles, Calif.	1st	15
Arthur W. Hardy, 66 Dresser Ave., Great Barrington, Mass.	1st	12
Ralph Frederick Beisner, 2126 Grand, Joplin, Mo.	1st	12
N. B. Mills, 11, 110 So. Race St., Statesville, N.C.	1st	12
Dean A. Darling, 403 S. Chase Ave., Columbus 4, Ohio.	1st	12
Paul D. Bernard, 408 First Ave., N.E., Watertown, S.D.	1st	18
Gerald L. Chopp, 518 Aubudon Road, Kohler, Wisc.	1st	12

GRANTHAM
SCHOOL OF ELECTRONICS

1505 N. Western Avenue • Hollywood 27, California

In resident classes or by home study, Grantham training is the easy way to learn more quickly—to prepare more thoroughly—for F.C.C. examinations. And your first class F.C.C. license is the quick, easy way to prove to your employer that you are worth more money.

MAIL COUPON NOW—NO SALESMAN WILL CALL →

(Mail in envelope or paste on postal card)

TO: GRANTHAM SCHOOL OF ELECTRONICS
1505 N. WESTERN AVE., HOLLYWOOD 27, CALIF.

Gentlemen:

Please send me your free booklet telling how I can get my commercial F.C.C. license quickly. I understand there is no obligation and no salesman will call.

Name _____ Age _____

Address _____

City _____ State _____

I am interested in: Home Study, Kansas City classes, 03-E
 Hollywood classes, Seattle classes, Washington classes

**TIME TO CLEAN UP
YOUR SYSTEM...**

Norelco[®]

T-7 LOUDSPEAKERS

with voice coil magnets of
Ticonal-7 steel (30% more
efficient* than Alnico V)

*... 30% more efficient
response to the full signal range
of your amplifier... **WHETHER
ITS RATED OUTPUT is
10 WATTS or a HUNDRED...**
at any listening level from a
whisper to a shout!

**GUILD-CRAFTED BY PHILIPS OF
THE NETHERLANDS TO GIVE YOU**

**THE
CLEANEST
SOUND
AROUND**



Ask for a
demonstration
wherever
good sound is
sold or write to:

**NORTH
AMERICAN
PHILIPS
CO., INC.**

High Fidelity Products Division,
230 Duffy Avenue,
Hicksville, L. I., N. Y.

rule violators who have gotten off with only warnings in the past. Enforcement has now begun in earnest.

The most ambitious enforcement case undertaken by the Commission in connection with the Class D Service is the possible license revocation of a Citizens Band equipment manufacturer for "wilful" violations of the Communications Act and the FCC Rules. This manufacturer has already been charged with advising buyers that they could begin operating their transceivers under the license of the manufacturing company prior to receipt of their own personal radio licenses.

Despite the hundreds of Citizens Band license revocation cases under way, however, the amendments—strangely enough—give Citizens Banders several interesting rallying points. For example, the FCC has suggested that Citizens Banders might still request a rule change that would have Class D stations assigned specific frequencies, as is the case with Class A Citizens stations and commercial radio services. Another suggestion invites requests to have "specific channels allocated for certain exclusive uses or certain categories of users, such as emergencies, boats, and gas stations."

While the obvious thrust of the FCC rule changes is at the Class D service, a pat on the back was extended to the bulk of CB users. The Commission "regrets" that any of the present users of Citizens Band equipment have been "misled" into buying equipment for amateur-type communications. It is also "convinced" that the majority of licensees are using their stations within the intended scope of the service.

Use of the band by persons traveling about the country and in need of information or services was given the green light. However, when you are operating outside of your home radio inspection district, each station identification should be followed by the station's geographical location. If not, a pink ticket for DX'ing will be in your letter box when you return.

Furthermore, the Commission labeled "permissible" the practice some service-stations and motels have of advertising their CB call signs and encouraging communications from transients. Also in the clear is the exchange of "useful and substantive messages" between boats, hunting and fishing parties, and coordinated business activities.

-30-



Accredited by the National Home Study Council

good training
doesn't cost . . .
it pays!

How To Get an



Get Your FCC License
Quickly


Your FCC License or Your Money Back

Get all 3 FREE

We guarantee
to train you until you receive
Your FCC License

—or your money back

The Master Course in Electronics will provide you with the mental tools of the electronics technician and prepare you for a First Class FCC License (Commercial) with a radar endorsement. When you successfully complete the Master Course, if you fail to pass the FCC examination, you will receive a full refund of all tuition payments.



Cleveland Institute of Electronics

Desk PE-64, 4900 Euclid Ave., Cleveland 3, Ohio

Cleveland Institute training results in job offers like these:

Radio Operators

TWA has opportunities for radio operators with a 2nd class license or better. Must be able to type at least 35 wpm. Free transportation for self and family. Vacation and many other benefits.

Electronic Technicians

Goodyear Aircraft Corp. has openings for electronic technicians, to work as assistants to engineers on developmental electronics projects such as missile systems, radar, antennas and analog computers.

And our trainees get good jobs

"Investment in training really pays off"

"I am now employed by the Western Electric Company as an electronic tester. My status as a student of Cleveland Institute was an important factor in my being employed. Knowledge gained through the course has proved amazingly helpful and affords me a feeling of complete confidence."

T. E. Spence, Greensboro, N. C.

Cleveland Institute of Electronics

4900 Euclid Ave.

Desk PE-64

Cleveland 3, Ohio

May, 1960

Please send Free Booklets prepared to help me get ahead in Electronics. I have had training or experience in Electronics as indicated below:

- | | |
|---|---|
| <input type="checkbox"/> Military | <input type="checkbox"/> Broadcasting |
| <input type="checkbox"/> Radio-TV Servicing | <input type="checkbox"/> Home Experimenting |
| <input type="checkbox"/> Manufacturing | <input type="checkbox"/> Telephone Company |
| <input type="checkbox"/> Amateur Radio | <input type="checkbox"/> Other |

In what kind of work are you now engaged?

In what branch of Electronics are you interested?


Name..... Age....

Address

City..... Zone.... State.....

PE-64

New Sylvania
**"Transistor Circuit
 Handbook for the
 Hobbyist"** gives you
 30 performance-tested
 circuits using
 low-cost transistors!



Interesting new "gadgets" and useful equipment for every electronic experimenter, "ham" or student. Handbook is divided into four circuit-packed chapters.

- I Test Equipment Circuits
- II High Frequency Circuits
- III Audio Frequency Circuits
- IV Utility Circuits

**NOW AT YOUR LOCAL
 SYLVANIA SEMICONDUCTOR
 DISTRIBUTOR'S. Only 50¢.**

Get a copy today!

Sylvania Semiconductor Division, Woburn, Mass.

SYLVANIA

Subsidiary of GENERAL TELEPHONE & ELECTRONICS



Letters

from our
 readers

Speaker Installation Tip

■ Recently a problem arose while I was installing a multiple speaker system—in which it is very important to have all of the parallel-connected speakers operating in phase. As the wiring had been installed previously and was not color-coded, I had no way of determining which wire was which at the various locations. (I had no extra length of wire to make an extension for my ohmmeter to check continuity.)

I solved this problem by connecting a silicon diode across the wires at the first speaker location and checking the resistance between the wires at all subsequent locations. When the positive lead of the ohmmeter was on the wire connected to the cathode of the diode, the reading on the ohmmeter was quite low (about 500 ohms); when the leads were reversed, the reading was almost infinite.

With these readings as a guide, it became a simple matter to phase out the system by connecting the ohmmeter leads at each speaker location to read the lower resistance value and then marking the wire connected to the positive lead of the ohmmeter.

CHRISTOPHER W. FARRELL
 Lantana, Fla.

Puzzled

■ Perhaps you can explain the following phenomenon that I witnessed. While I was working on a single-tube 6V6 audio amplifier, I momentarily touched the input with my finger. Much to my amazement, audio from the TV program that was




playing in the next room came out of the speaker. There must be a rational explanation for this. Can you provide it?

RICK MUETHING
 Dayton, Ohio

Our guess, Rick, is that radiation from the TV set's i.f. section is to blame. Somehow your body was acting as an antenna and your finger detected

The Sounding Board



First Users of New Model 644 Mike Rave About Performance

The all-new Model 644 Sound Spot Microphone introduced by Electro-Voice early this year has already started to prove itself in its initial installations. Here are just a few of the comments received from sound installers and audio specialists throughout the country:

"Move anywhere on the stage and be heard easily throughout the auditorium" . . .

"Better pick-up of a band across a football stadium than any parabolic microphone ever tried" . . .

"By using the 644's we turn up the system to more than needed sound without feedback—but with old microphones we could just barely crack the control open" . . .

This amazing microphone utilizes a slotted tube on the front that can actually discriminate between sounds arriving from random directions and reduce pick-up from sides and rear by 20 db or more. This new design concept enables the 644 to offer as much as four times greater working distance than the best cardioids; greatly reduced feedback; retention of "on-mike" presence despite extended working distance; excellent performance out-doors because of elimination of wind noise . . . and it is still priced low enough (\$110.00 list) to fit most budgets.

World's Toughest Audience Tests, Approves, Selects E-V Ultra-Compact Units



Recently, in New York, Boston, and Los Angeles nearly 300 sound room personnel of top high fidelity dealers were given the opportunity to spend an afternoon listening to

and rating the "sound" produced by three of Electro-Voice's new ultra-compact speaker systems (Regal, Esquire, Leyton) and six other currently popular competitive ultra-compact systems. All nine systems were placed behind an opaque curtain and each listener's selector switch was coded but unmarked so he had no way of knowing which system he was hearing. The result of the listening test was that more than 80% ranked Electro-Voice Esquire and Regal units either first or second. And Electro-Voice's economical Leyton was ranked third by over 50% of the participants—thus out-scoring systems at double its price.

Now, we don't think this proves a single thing except that knowledgeable people in New York, Boston, and Los Angeles could recognize the unusual clarity and purity of sound that we build into any Electro-Voice speaker system. We discovered long ago that it is impossible to build a speaker that sounds the same to every listener. So we strive to create instruments that let our customers listen to the music rather than the speaker.







New Convertible Drivers Bring Public Address Performance To Hi-Fi Levels

The basic characteristics needed to satisfy any critical sound job—wide range, low distortion, and high efficiency—are all combined in E-V's new group of drivers. But there has been one great plus added to the unmatched performance of these units. *The same driver can be used on reentrant horns and in compound horns.* This means that a single driver will fit the famous E-V Compound Diffraction Horn as well as conventional reflector horns.

These drivers feature such exclusives as: ceramic magnets; edge-wise wound voice coils; and dual concentric centering. They are easier to install with their push-type polarized connectors and permit easy diaphragm replacement in the field.

If you are planning a P.A. system don't fail to consider these rugged, weatherproof drivers that

have eliminated "peaked" response to provide the tonal balance needed for good musical reproduction and the rising frequency response necessary for clear, crisp voice projection. Available as listed below as well as with 45-ohm voice coils for high-powered inter-com:

- | | | |
|---|--|---|
| • DC30A | • DC30T | • DC40 |
|  |  |  |
| 30 Watts
150-10,000 cps
\$27.50 List | 30 Watts
With 70.7 V.
Transformer
150-10,000 cps
\$37.00 List | 40 Watts
140-11,000 cps
\$36.00 List |
| • DC40T | • DC50 | • DC50T |
|  |  |  |
| 40 Watts
With 70.7 V.
Transformer
140-11,000 cps
\$46.50 List | 50 Watts
140-11,000 cps
\$47.00 List | 50 Watts
With 70.7 V.
Transformer
140-11,000 cps
\$57.50 List |

What Does E-V's Magneramic 31 Do That Your Magnetic Cartridge Can't Do?

The stereo cartridge has rightly been termed the "gateway" to your sound system. If the response characteristics of the cartridge lack fidelity of reproduction, the system performance will not possess the essential brilliance of the recorded sound. Similarly, if the cartridge fails to provide adequate electrical input to the amplifier, much of the recorded definition and authority may be attenuated. The factor of cartridge output influences not only the system gain—but the quality and definition of the sound as well.

In distinct contrast to magnetic type cartridges, the E-V Magneramic 31 produces an output of 8 millivolts—over 60% higher than most magnetics. Thus, it is possible to play your system at noticeably lower amplifier gain and speaker pad settings. This bonus output is often the difference between marginal and outstanding performance, particularly when employing low-efficiency speaker systems. Lower amplifier gain settings also reduce the likelihood of introduction of tube thermals and transformer hum into the system.

For more information write Dept. 50P.



**RESIDENT SCHOOL COURSES
IN NEW YORK AND LOS ANGELES**



Industry needs Electronic Technicians!

**Let RCA
train you in
Advanced Electronics**

This is the college-level training you need to work with professional engineers on research, development, or production projects in such fields as: automation, guided missiles, radar, television, computers, and other advanced electronic applications.

RCA Institutes Resident Schools in New York City and Los Angeles offer this comprehensive course that prepares you for any field of electronics you may choose. Other courses in TV and General Electronics, Radio and Television Servicing.

Classes start four times each year. Applications now being accepted.



RCA INSTITUTES

SCHOOLS OF TELEVISION & ELECTRONIC TECHNOLOGY
A Service of Radio Corporation of America

Another Way RCA Serves Education Through Electronics

Send to the school nearest you!

RCA Institutes, Inc., Dept. PER-50
350 West 4th Street Pacific Electric Building,
New York 14, N. Y. 610 S. Main St., L.A. 14, Cal.

Please send me your FREE catalog of Resident School courses.

Name _____

(PLEASE PRINT)

Address _____

City _____ Zone _____ State _____

For Home Study Courses See Ad On Opposite Page

Letters

(Continued from page 16)

the signal. Exactly how you did this is hard to say. Perhaps you could go into business renting yourself out as a new TV audio component.

Tape Correspondence Fans

Each month I anxiously look forward to the arrival of POPULAR ELECTRONICS and am always well rewarded for my patience. As I am an avid tape correspondence fan, I particularly enjoy your articles having to do with tape recording.

I thought your readers might like to know that a new organization has been formed for tape enthusiasts: Universal Tape Network, Box 50, Douglas, Mass. This club will be glad to give interested parties full information about its program.

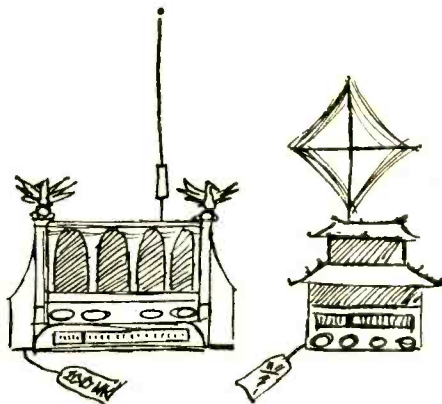
Keep those articles rolling on tape, tape recording, and tape recorders.

RICHARD E. ZASTROW
Garnett, Kansas

We're planning to do just that, Richard. See Joseph Marshall's article on tape recorder mechanisms on page 56 of this issue. Mr. Marshall will put the spotlight on tape again next month when his topic will be tape-recorder electronics.

Imported Receivers

As we all know, German and Japanese radios are now fairly common in this country. I have noticed, however, that there are very few imported



communications receivers available, and I wonder why this is so. Undoubtedly some of the foreign receivers, such as the British-made Marconi and Eddystone units, are fine instruments. Yet, rarely do you see these receivers in this country.

I know that you can buy some of the foreign receivers through New York distributors, but I'm wondering if there is some reason why they do not receive wider distribution. Are they too expensive or are American manufacturers afraid of competition?

KENNETH GREENBERG
Chicago, Ill.

There's no easy answer to your question, Kenneth, but we think that if manufacturers make a product that's good enough and try hard enough to sell it, it'll sell—even though it carries extra import duties.




LET RCA TRAIN YOU IN ELECTRONICS

RCA Institutes, one of the world's leading electronic technical schools, offers a Home Study Course in . . .

ELECTRONICS FOR AUTOMATION

. . . Now you have four comprehensive courses for your electronic training . . . from basic electronic theory to the more advanced principles of color TV and Automation.



Send for our 64 page Home Study Catalog

FREE!

For **RESIDENT SCHOOL COURSES**

see ad on opposite page.

ANOTHER WAY RCA SERVES EDUCATION THROUGH ELECTRONICS



Practical work with the very first lesson. Pay-as-you-learn. You need pay for only one study group at a time.

RCA INSTITUTES, Inc. Home Study School, Dept. PE-50

A Service of Radio Corporation of America

350 West Fourth Street, New York 14, N. Y.

Please rush me your FREE illustrated 64-page book "Your Career in Electronics," describing your home training programs. No obligation. No salesman will call.

Name Age

Address Please print

City Zone State

Veterans: Enter discharge date

CANADIANS - Take advantage of these same RCA courses at no additional cost. No postage, no customs, no delay. Send coupon to: RCA Victor Company, Ltd., 5001 Cote de Liesse Rd., Montreal 9, Quebec
To save time, paste coupon on postcard.

YOU NEED THIS

FREE GIANT 1960 B-A CATALOG

A Complete Buying Guide for Everything in

RADIO 1960 TV ELECTRONICS

BA
ANNUAL CATALOG 601
since 1947

204 KING-SIZED PAGES

EVERYTHING IN RADIO TV AND ELECTRONICS

100'S OF NEW ITEMS LISTED HERE FOR 1st TIME

21 PAGES OF BARGAINS NOT IN ANY OTHER CATALOG

BURSTEIN-APPLEBEE CO.

Dept. PE, 1012 McGee St., Kansas City 6, Mo.

Send Free 1960 B-A Catalog No. 601.

Name.....

Address.....

City..... State.....

SEND FOR IT TODAY

To build the projects in this issue of

POPULAR ELECTRONICS

Use these **STANCOR TRANSFORMERS**

"Transistorized DC-to-AC Converter"

L1—Filament Transformer
Use Stancor Part No. P-6134
List Price \$3.50


"Modulate Your Grid-Dip Meter"

T1—Interstage Transformer
Stancor Part No. TA-35
List Price \$6.20

They are available from any Stancor Distributor . . . and have been verified for their application in the construction projects listed.

LOOK FOR this helpful listing every month. It appears regularly in Popular Electronics.

CHICAGO STANDARD TRANSFORMER CORPORATION
3501 W. Addison St. Chicago, Illinois



"BASIC ELECTRONICS, Volume 6" by Van Valkenburgh, Nooger, and Neville, Inc. Published by John F. Rider Publisher, Inc., 116 West 14th St., New York 11, N. Y. 130 pages. Soft cover, \$2.90.

Anyone who has the previous five volumes in this series on basic electronics will want to complete his collection with the sixth volume. Using the same format of large illustrations and one concept per page, this book presents the fundamentals of transistors and semiconductors in its first half and the basics of FM in its second half. Simply and clearly written, it is highly recommended; the section on transistors alone is worth the price of admission.



"MOST-OFTEN-NEEDED 1960 RADIO DIAGRAMS" compiled by M. N. Beitman. Published by Supreme Publications, 1760 Balsam Rd., Highland Park, Ill. 192 pages. Soft cover. \$2.50.

Schematic diagrams and pertinent servicing information are provided for practically all radios currently in production. The material is well organized and complete; alignment instructions are included for many models. Recommended for the service technician.

"HANDBOOK OF ELECTRONIC TABLES AND FORMULAS" compiled and edited by Donald Herrington and Stanley Meacham,

Always say you saw it in—POPULAR ELECTRONICS

IMPORTANT: For the man who wants to make big money in Radio-Television!

ONLY SPRAYBERRY TRAINING IN RADIO and TELEVISION

**OFFERS YOU ALL OF THESE VITAL NEW ADVANTAGES
TO HELP YOU EARN MORE MONEY FROM THE START!**

NEW BUSINESS BUILDERS

...through these practical proven plans and ideas we help you make plenty of extra money in spare time while training.

NEW TRAINING EQUIPMENT

... the famous Sprayberry Training kits have been newly engineered by our staff to offer you the latest in Radio-TV Service Techniques!

NEW TRANSISTOR COURSE


...literally millions of new transistor radios are being used. We show you how to make money fixing them!

NEW HIGH FIDELITY

... there's big money to be made installing and servicing Hi-Fi units. Your Sprayberry training now offers you this valuable and profitable preparation!

TRAIN AT HOME—SPARE TIME


WITH THESE **25 BIG COMPLETE KITS of PARTS & EQUIPMENT**



You learn Radio-TV Servicing the best way... the practical way... testing and assembling these modern kits of equipment.


◀ The new Sprayberry Training Television Receiver, built and tested in 5 sections.

Now offered... this fine modern oscilloscope.



◀ You build this powerful two-band super-heterodyne radio receiver.

You build the new Sprayberry tester — a complete 18-range Volt-Ohm-Milliammeter test meter.



FREE These two big new books are yours free! Find out what Radio-Television offers you... and let us show you how easily you can learn, even without previous experience of any kind. Rush COUPON today! →

The field of Radio-Television Servicing is such a fast moving industry that the best jobs and biggest incomes always go first to the man with the most modern, complete and up-to-date training. Thanks to constant revision and improvement... Sprayberry Training helps you earn more from the start... and keeps you earning more in the months and years ahead!

Make no mistake! All radio-television training is not alike. The basic purpose behind Sprayberry Training is to prepare you as rapidly and as surely as possible... to make top money servicing Radio and Television sets and equipment. This is where the big money has been for years... and will continue to be in the years ahead.

It's important for you to know that for over 30 years... Sprayberry Training has been preparing ambitious men for success in this interesting and profitable kind of work. Our school has helped hundreds to qualify for the best jobs... or to get started in profitable businesses of their own. Today our student rolls are the largest in our school's history... because the need and demand for Radio-Television Service Technicians has never been more urgent.

Just \$6.00 Starts You

To encourage more men to enter Radio-Television at once... to help fill the great need for trained men... we're making it easier than ever before to start training. Just \$6.00 enrolls you. This liberal offer is naturally limited. Get the facts now

and consider enrollment while these favorable terms are available to you.

KEEP YOUR JOB... while learning

Under the Sprayberry Plan you train entirely at home in spare time. You combine the most modern lesson training with fascinating and invaluable practical work with 25 big kits of parts and equipment that we supply. You get the equivalent of years of shop practice... and you can train as fast or as slowly as you wish. We help you make excellent spare time money while learning... and everything you receive—lessons, books, manuals, equipment—all yours to keep!

This is the Radio-Television industry's most modern and up-to-the-minute training. Sprayberry is the one school that gives you personalized attention and takes a real interest in your progress. Remember... just \$6 starts you! Mail the coupon today. Let the facts speak for themselves. Let us send you our new catalog and sample lesson... and prove the kind of opportunity that Sprayberry training can open up for you.



MAIL COUPON - No Salesman Will Call

SPRAYBERRY ACADEMY OF RADIO-TELEVISION
Dept. 105-L, 1512 W. Jarvis Ave., Chicago 26, Ill.
Please rush all information on your ALL-NEW Radio-Television Training Plan. I understand this does not obligate me and that no salesman will call upon me. Include New Catalog and Sample Lesson FREE.


NAME _____ AGE _____
ADDRESS _____
CITY _____ ZONE _____ STATE _____

SPRAYBERRY ACADEMY OF RADIO-TELEVISION
Dept. 105-L, 1512 West Jarvis Ave., Chicago 26, Ill.

Bookshelf (Continued from page 20)

published by Howard W. Sams and Co., Inc., 2201 East 46th St., Indianapolis 6, Ind. 128 pages. \$2.95.

Here is a handy little book that contains just about all the facts and figures on electronics you'll ever need to have around. Starting, of course, with Ohm's law, it presents formulas, standards, constants, symbols, codes, service and installation data, mathematical tables, etc. A special feature is a six-page fold-out chart of the latest official frequency allocations. Nicely bound and well organized, this book is highly recommended to the experimenter, the service



technician, and, in fact, to anyone who is interested in electronics.

"ELECTRONIC GUIDE" International Edition, compiled and published by References for Research Division, Electronic Guide Publishing Co., 4131 Toluca Lake Ave., Burbank, Calif. 191 pages. Soft cover. \$7.50.

This book categorizes articles in the electronics field that were published by some fifty leading periodicals in seven nations of the Western world during 1959. The articles are listed under ten different subject headings including "Antennas and Aerials," "Audio and High Fidelity," "Power Supplies and Power Applications," "Sonic and Ultrasonics," etc. Recommended as a useful reference book.

"WAVES AND THE EAR" by Van Bergeijk, Pierce, and David. Published by Doubleday & Co., Inc., Garden City, N. Y. 235 pages. Soft cover. 95 cents.

The nature of sound, the ear's workings,

REMARKABLE TUBE VALUES AT 1950 PRICES
ALL TUBES IND. BOXED, CODE DATED AND BRANDED "TRU-VAC"
 Typical TRU-VAC® Bargains! THIS IS A PARTIAL LIST

65N7GT	ALWAYS 30c	6W4GT	ALWAYS 30c
OY4	2CY5	SR4	6A55
OZ4	3A4	5U4	6AT6
1A7GT	3A5	5U8	6AU4GT
1B1GT	3A15	5V4G	6AU5GT
1C5	3BC5	5V6GT	6AU6
1C7	3BN6	5X8	6AUB
1F4	3BZ6	5Y3	6AV5GT
1F5	3C86	6A6	6AV6
1G4	3Q4	4AB4	6AW8
1H5GT	3V4	4AC7	6AX4GT
1I4	3Y4	6AF4	6AX5GT
1I6	4B07A	6AG5	6B2
1N5GT	4B58	6AHGT	6BA6
1R5	4B27	6AK6	6BC5
1S5	4CB6	6AK5	6BC8
1I4	5AN8	6AL5	6BD6
1U4	5AN8	6AM8	6BE6
1U5	5A78	6AN8	6BF5
1V2	5AV8	6AQ5	6BG4G
1X2	5AZ4	6AQ6	6BH6
2AF4	5BR8	6AO7	6B16
2BN4	5Y6	6AR5	6BK5
			6C86
			65A7
			65B6
			65D7GT
			65F5
			65G7
			65H7
			65J7
			65K7
			65L7
			65M7
			65N7
			65O7
			65P7
			65Q7
			65R7
			65S7
			65T7
			65U7
			65V7
			65W7
			65X7
			65Y7
			65Z7
			65A8
			65B8
			65C8
			65D8
			65E8
			65F8
			65G8
			65H8
			65I8
			65J8
			65K8
			65L8
			65M8
			65N8
			65O8
			65P8
			65Q8
			65R8
			65S8
			65T8
			65U8
			65V8
			65W8
			65X8
			65Y8
			65Z8
			65A9
			65B9
			65C9
			65D9
			65E9
			65F9
			65G9
			65H9
			65I9
			65J9
			65K9
			65L9
			65M9
			65N9
			65O9
			65P9
			65Q9
			65R9
			65S9
			65T9
			65U9
			65V9
			65W9
			65X9
			65Y9
			65Z9
			65A0
			65B0
			65C0
			65D0
			65E0
			65F0
			65G0
			65H0
			65I0
			65J0
			65K0
			65L0
			65M0
			65N0
			65O0
			65P0
			65Q0
			65R0
			65S0
			65T0
			65U0
			65V0
			65W0
			65X0
			65Y0
			65Z0
			65A1
			65B1
			65C1
			65D1
			65E1
			65F1
			65G1
			65H1
			65I1
			65J1
			65K1
			65L1
			65M1
			65N1
			65O1
			65P1
			65Q1
			65R1
			65S1
			65T1
			65U1
			65V1
			65W1
			65X1
			65Y1
			65Z1
			65A2
			65B2
			65C2
			65D2
			65E2
			65F2
			65G2
			65H2
			65I2
			65J2
			65K2
			65L2
			65M2
			65N2
			65O2
			65P2
			65Q2
			65R2
			65S2
			65T2
			65U2
			65V2
			65W2
			65X2
			65Y2
			65Z2
			65A3
			65B3
			65C3
			65D3
			65E3
			65F3
			65G3
			65H3
			65I3
			65J3
			65K3
			65L3
			65M3
			65N3
			65O3
			65P3
			65Q3
			65R3
			65S3
			65T3
			65U3
			65V3
			65W3
			65X3
			65Y3
			65Z3
			65A4
			65B4
			65C4
			65D4
			65E4
			65F4
			65G4
			65H4
			65I4
			65J4
			65K4
			65L4
			65M4
			65N4
			65O4
			65P4
			65Q4
			65R4
			65S4
			65T4
			65U4
			65V4
			65W4
			65X4
			65Y4
			65Z4
			65A5
			65B5
			65C5
			65D5
			65E5
			65F5
			65G5
			65H5
			65I5
			65J5
			65K5
			65L5
			65M5
			65N5
			65O5
			65P5
			65Q5
			65R5
			65S5
			65T5
			65U5
			65V5
			65W5
			65X5
			65Y5
			65Z5
			65A6
			65B6
			65C6
			65D6
			65E6
			65F6
			65G6
			65H6
			65I6
			65J6
			65K6
			65L6
			65M6
			65N6
			65O6
			65P6
			65Q6
			65R6
			65S6
			65T6
			65U6
			65V6
			65W6
			65X6
			65Y6
			65Z6
			65A7
			65B7
			65C7
			65D7
			65E7
			65F7
			65G7
			65H7
			65I7
			65J7
			65K7
			65L7
			65M7
			65N7
			65O7
			65P7
			65Q7
			65R7
			65S7
			65T7
			65U7
			65V7
			65W7
			65X7
			65Y7
			65Z7
			65A8
			65B8
			65C8
			65D8
			65E8
			65F8
			65G8
			65H8
			65I8
			65J8
			65K8
			65L8
			65M8
			65N8
			65O8
			65P8
			65Q8
			65R8
			65S8
			65T8
			65U8
			65V8
			65W8
			65X8
			65Y8
			65Z8
			65A9
			65B9
			65C9
			65D9
			65E9
			65F9
			65G9
			65H9
			65I9
			65J9
			65K9
			65L9
			65M9
			65N9
			65O9
			65P9
			65Q9
			6

NOW!
at a price
you can afford!

MAKE MORE MONEY in TELEVISION RADIO-ELECTRONICS

**BETTER...MORE COMPLETE...LOWER COST...
WITH NATIONAL SCHOOLS SHOP-METHOD
HOME TRAINING!**

BETTER... Training that is proved and tested in Resident School shops and laboratories, by a School that is the **OLDEST** and **LARGEST** of its kind in the world.

MORE COMPLETE... You learn **ALL PHASES** of Television-Radio-Electronics.

LOWER COST... Other schools make several courses out of the material in our **ONE MASTER COURSE** . . . and you pay more for less training than you get in our course at **ONE LOW TUITION!**



These
two FREE books will
show you how!

You get all information
by mail . . . You make
your own decision . . . at
home! **NO SALESMAN
WILL CALL**

TOP PAY... UNLIMITED OPPORTUNITIES LIFETIME SECURITY CAN BE YOURS!

You are needed in the Television, Radio, and Electronics industry! Trained technicians are in growing demand at excellent pay—in **ALL PHASES**, including Servicing, Manufacturing, Broadcasting and Communications, Automation, Radar, Government Missile Projects.

NATIONAL SCHOOLS SHOP-METHOD HOME TRAINING, with newly added lessons and equipment, trains you in your spare time at home, for these unlimited opportunities, including many technical jobs leading to supervisory positions.

YOU LEARN BY BUILDING EQUIPMENT WITH KITS AND PARTS WE SEND YOU. Your National Schools course includes thorough *Practical* training—**YOU LEARN BY DOING!** We send you complete standard equipment of professional quality for building various experimental and test units. You advance step by step, perform more than 100 experiments, and you build a complete TV set from the ground up, that is yours to keep! A big, new TV picture tube is included at no extra charge.

EARN AS YOU LEARN. We'll show you how to earn extra money right from the start. Many of our students pay for their course—and more—while studying. So can you!

RESIDENT TRAINING AT LOS ANGELES

If you wish to take your training in our Resident School at Los Angeles, the world's TV capital, start NOW in our big, modern Shops, Labs and Radio-TV Studios. Here you work with latest Electronic equipment - professionally installed - finest, most complete facilities offered by any school. Expert, friendly instructors. Personal attention. Graduate Employment Service. Help in finding home near school - and part time job while you learn. Check box in coupon for full information.

LESSONS AND INSTRUCTION MATERIAL ARE UP-TO-DATE, PRACTICAL, INTERESTING. Every National Schools Shop-Method lesson is made easy to understand by numerous illustrations and diagrams. All instruction material has been developed and tested in our own Resident School Shops, Laboratories and Studios.

SEND FOR INFORMATION TODAY . . . it can mean the difference between **SUCCESS** and failure for you! Send for your **FREE BOOK** "Your Future in Television-Radio-Electronics" and **FREE Sample Lesson.** Do it **TODAY**, while you are thinking about your future. It doesn't cost you anything to investigate!

GET THE BENEFITS OF OUR OVER 50 YEARS EXPERIENCE

Approved for
GI Training



NATIONAL SCHOOLS

Los Angeles 37, Calif.

YOU GET...

- 19 Big Kits—**YOURS TO KEEP!**
- Friendly Instruction and Guidance
- Job Placement Service
- Unlimited Consultation
- Diploma—Recognized by Industry
- **EVERYTHING YOU NEED FOR SUCCESS!**

SHOP-METHOD HOME TRAINING COVERS ALL PHASES OF INDUSTRY

1. Television, including Color TV
2. Radio AM & FM
3. Electronics for Guided Missiles
4. Sound Recording and Hi-Fidelity
5. FCC License
6. Automation and Computers
7. Radar & Micro-Waves
8. Broadcasting and Communications

NATIONAL TECHNICAL SCHOOLS

WORLD-WIDE TRAINING SINCE 1905

MAIL NOW TO
NATIONAL TECHNICAL SCHOOLS, Dept. R2G-50
4000 S. FIGUEROA ST. LOS ANGELES 37, CALIF.
Rush free TV-Radio "Opportunity" Book and sample
lesson. No salesman will call.

NAME _____ AGE _____
ADDRESS _____
CITY _____ ZONE _____ STATE _____

Check if interested **ONLY** in Resident School training at Los Angeles.
 VETERANS: Give date of Discharge.

ONLY

ARKAY

Golden '60 components give a LIFETIME GUARANTEE



WITH CRYSTAL CONTROL

Superhet Receiving Circuit—No Tuning Necessary!



NEW ARKAY SQ-9 'SKY-VOX' CITIZENS BAND TRANSCIVER

KIT ONLY \$79.95

with a fully pre-wired and prealigned front end, and built-in power supply

Factory wired \$119.95

For business or fun, in your home, office, car or truck, this newest method of communication has no equal at any price. It's like having a direct line to your home or place of business from wherever you happen to be — and there is no tuning necessary! If you can flip a switch you're on the air.

In the tradition of other outstanding ARKAY units the ARKAY SQ-9 Citizens Band Transceiver offers you the finest in two-way communications at the lowest possible price. Advanced circuitry and design with specifications you'd expect to find in units costing many times more . . . PLUS:

- Nothing else to buy—Ready to operate 12V DC, 110V AC
- Crystal controlled Superhet receiving circuit
- Automatic noise limiter • Multi-Channel operation
- Comes complete with microphone and 1 set of crystals

Golden '60 components with the exclusive Lifetime Guarantee



NEW ARKAY-HARTING MS-5

STEREO RECORD • PLAYBACK TAPE DECK

\$129.95

Records and plays back in STEREO and 4 track monaural

Now you can afford the satisfaction and pride of owning a professional quality tape deck. The MS-5 features amazing simplicity of design and operation, yet is engineered to broadcast standards. Compare it to tape decks costing over \$200!

With all the features you'd expect in a professional quality stereo tape deck . . . PLUS:

- 5 push button operation and drop-in loading
- Automatic interlock prevents accidental erasure
- Double shoe brakes for split-second non-slip stops
- All metal tape fingers for longer tape life
- Oversized capstan insures constant tape speed
- 2 speed Stereo and monaural operation

Ask your dealer or write today for an illustrated catalog of the complete ARKAY Golden '60 line.

Stereo and Monaural High Fidelity components
Test equipment • Radio • Television
Citizens Band Transceiver • Tape equipment

arkay



88-06 Van Wyck Expressway Richmond Hill 18, N. Y.


Bookshelf (Continued from page 22)

and the brain's subsequent interpretations of the car's "messages" are discussed in informal, lively, and very readable style. Recommended as a stimulating introduction to a fascinating subject.



"ELECTRONICS REFERENCE DATA, VOL. 2" published by Howard W. Sams and Co., Inc., 2201 East 46th St., Indianapolis 5, Ind. 118 pages. Soft cover. \$2.50.

This volume is an anthology of articles which originally appeared in "The Aerovox Research Worker." A great deal of useful information is presented, including coverage of such subjects as antennas and transmission lines, u.h.f. television, circuit design, audio, radar, meters and measurements, etc. Recommended as a worthy addition to any collection of technical reference material.



Miscellaneous Literature

"Television Tape Recording" is the title of a new 47-page booklet by George Goodall of Ampex, available for \$1.00 from Robins Industries Corp., 36-27 Prince St., Flushing 54, N. Y. It covers magnetic video recording at the intermediate technical level.

A series of interesting bulletins on microphones is available from Electro-Voice, Inc., Buchanan, Mich. Called "Microphone Facts," they contain information intended primarily for the audio engineer but which should be useful to amateurs as well.

The "Audio Designer's Handbook," a 33-page booklet containing audio design information and 14 pages of amplifier circuits, has been announced by Amperex Electronic Corporation, 230 Duffy Ave., Hicksville, Long Island, N. Y. Copies are available for \$1.50 each.


-30-

COMING IN JUNE

**POPULAR
ELECTRONICS**

BUILD AN AUDIO AMPLIFIER

**SMALLER THAN A
MATCHBOX!**



Here's a remarkable audio amplifier you can build for under ten dollars—so small it fits into a matchbox! Use it to increase audio volume...boost tape recording pickup. The June issue of POPULAR ELECTRONICS gives you complete diagrams and plans for building this exciting gadget—using only three transistors and a tiny battery.

You'll also want to read these other June POPULAR ELECTRONICS features that will help you get more enjoyment from your hobby:

- **ELECTRONIC SYSTEMS IN TAPE RECORDERS**

A special feature for tape-recording fans — explains how electronic circuits are used in modern tape recorders. Covers circuits that provide preamplification, equalization, recording bias, and more.

- **FISHING WITH ELECTRONICS**

A fish hardly has a chance nowadays, with electronics against him. Here's how an "electrotaxic" effect makes fish swim into positively charged electrodes—a system proving highly effective in commercial operation.

- **BUILD THE INGENIOUS TALKING BOX**

Construct an amazing box that appears empty, yet actually answers questions put to it. Of course, it works electronically — through an accomplice in the next room. Here's how you can build one for under \$10.00.

These exciting June POPULAR ELECTRONICS features are typical of the coverage you'll enjoy month after month in the world's leading electronic hobbyist magazine. Take advantage of the present low subscription rates to bring POPULAR ELECTRONICS to your door every month — subscribe now!

SUBSCRIPTION RATES


One year \$4


Two years \$7

Three years \$10

POPULAR ELECTRONICS, 434 South Wabash Avenue, Chicago 5, Illinois

**POPULAR
ELECTRONICS**






Tips and Techniques

CUTTING TIP FOR SOLDERING GUN

You can improvise a cutting tip for your soldering gun quickly and easily from a tin



can. Cut a triangular-shaped piece from the can and drill a small hole near the

vertical edge. Then attach the cutting tip to the gun's tip with a small screw and nut as shown.—*Jerome Cunningham, Chicago, Illinois.*

CLOTHES-HANGER ANTENNA

A wire clothes-hanger—straightened out and bent into various shapes—will often make a useful antenna for short-wave receivers. Scrape one end bare and bend it into a loop to go under the screw of the antenna binding post. If your set has an antenna post with a hole through the screw, you may have to file the wire to size before it can be inserted through the hole. In most cases, the wire is stiff enough to allow the post alone to serve as support.—*Lt. Col. Eugene F. Coriell, Wright Patterson Air Force Base, Ohio.*

GROUP CODE-PRACTICE OSCILLATOR

A standard broadcast receiver can be used to amplify an ordinary buzzer-type code-practice oscillator for group code-practice sessions. Place the oscillator near the receiver, turn the receiver on, and key the buzzer. It may be necessary to tune the receiver to bring in the signal—try

NOW YOU CAN SECURE A HIGH SALARIED • TOP PRESTIGE CAREER IN ELECTRONICS IN ONLY ONE YEAR!

ELECTRONICS is the fastest growing industry in America today, creating unlimited opportunities for high salaries, with rapid advancement in **INDUSTRY AND THE ARMED FORCES** for Bailey Trained electronic engineering technicians.

LARGE CORPORATIONS from coast to coast, and **BRANCHES OF THE ARMED FORCES** send recruiters to visit each graduating class at Bailey Tech, offering unusually high starting salaries.

BAILEY GRADUATES ARE BEING HIRED for such fascinating and interesting work as technical salesmen, research and development of guided missiles, electronic business machines and automatically controlled manufacturing plants, etc., also good **RATINGS IN THE ARMED FORCES.**

UP TO SEVEN TECHNICIANS are needed for every engineer... this, plus superior training is why Bailey Graduates are being paid more to start, and are advancing more rapidly than many men who have spent four years in training.

Resident training is easier and costs less than you may think! We provide housing and part-time jobs while in school, plus free nationwide employment service for graduates. If you want to quickly enter America's fastest growing and most exciting industry, write for free booklet... no obligation.

VETERAN APPROVED
BAILEY TECHNICAL SCHOOLS
1625 S. Grand • St. Louis 4, Mo.



This Minneapolis-Honeywell system controls hundreds of automatic manufacturing operations. Experience on live equipment is emphasized at Bailey and is another reason for the tremendous backlog of high pay positions waiting **BAILEY GRADUATES.**

MAIL TODAY

Please mail immediately this free booklet without obligation

Name _____

Address _____

City _____ State _____



RADIO • TV • HI-FI • HAM • BROADCASTING • INDUSTRIAL • LAB

RCA KITS

FOR VALUE, QUALITY AND PERFORMANCE!



RCA WV-38A (K) VOLT-OHM-MILLIAMMETER

only **\$29.95*** (includes batteries, probe and cable with slip-on alligator clip, ground lead and clip, assembly and operating instructions) (available factory-wired and calibrated—only \$43.95*)

Exclusive features make this RCA VOM kit the buy of a lifetime! Extra 1-volt and 0.25 volt (250 mv) ranges for wider usage in transistor servicing—new handle clip accommodates probes and test leads for extra carrying convenience. Assembles in a breeze!

FEATURING: ohms-divider network fuse-protected • easier-to-read scales • extra-large 5¼ inch meter • polarity reversal switch • excellent frequency response • full-wave bridge rectifier • low circuit loading • standard dbm ranges.

SPECIFICATIONS: Input Resistance—20,000 ohms per volt on DC; 5,000 ohms per volt on AC • Accuracy—± 3% DC; ± 5% AC (full scale) • Regular Scales—2.5, 10, 50, 250, 1000, 5000 volts, AC and DC; 50, 100, 500 ma, 10 amps (DC) • Extra Scales—250 mv. and 1 volt (dc) • Frequency Response—AC-flat from 10 cycles to 50 Kc (usable response at 500 Kc) • Ohms—3 ranges: Rx1—(0-2,000 ohms); Rx100 (0-200,000 ohms); Rx10,000 (0-20,000,000 ohms) • Dimensions—W. 5¼", H. 6⅞", D. 3⅞"

RCA WO-33A (K) 3-INCH OSCILLOSCOPE

only **\$79.95*** (complete with Low-Cap, Direct Input Probe and Cable) (also available factory-wired and calibrated—only \$129.95*)

The first 'scope kit with "get-up-and-go!" Use it for practically everything—video servicing, audio and ultrasonic equipment, low level audio servicing of pickups, mikes, pre-amps, radios and amplifiers, troubleshooting ham radio, hi-fi equipment, etc.—and you can take it with you, on the job, anywhere!

FEATURING: voltage-calibrated frequency-compensated, 3 to 1 step attenuator • scaled graph screen and calibrating voltage source for direct reading of peak-to-peak voltages • "plus-minus" internal sync... holds sync to 4.5 Mc. • shielded input cable with low capacitance probe included • weighs only 14 pounds • includes built in bracket to hold power cord and cables.

SPECIFICATIONS: Vertical Amplifier (Narrow Band Position)—Sensitivity, 3 rms mv/inch; Bandwidth, within -3 db, 20 cps to 150 Kc • Vertical Amplifier (Wide Band Position)—Sensitivity, 100 rms mv/inch; Bandwidth, within -3 db, 5.5 cps to 5.5 Mc • Vertical Input Impedance—At Low-Cap cable input... 10 megohms, 10 μuf (approx.); At Direct-cable input... 1 megohm, 90 μuf (approx.) • Sweep Circuit—Sawtooth Range, 15 cps to 75 Kc; Sync, external, ± internal; Line Sweep, 160° adjustable phase.



RCA WV-77E (K) VOLT OHM MYST

only **\$29.95*** (also available factory-wired and calibrated only \$49.95*)

Think of it—an RCA VoltOhmyst Kit at this low, low price! You get famous RCA accuracy and dependability, plus the easiest to assemble kit you've ever seen!

FEATURING: ohms-divider network protected by fuse • ultra-slim probes and flexible leads • sleeve attachment on handle stores probes, leads, power cord • separate 1½ volts rms and 4 volts peak-to-peak scales for accuracy on low ac measurements • front-panel lettering acid-etched.

SPECIFICATIONS: Measures: DC Volts—0.02 volt to 1500 volts in 7 overlapping ranges; AC Volts (RMS)—0.1 volt to 1500 volts in 7 overlapping ranges; AC Volts (peak-to-peak)—0.2 volt to 4000 volts in 7 overlapping ranges; Resistance—from 0.2 ohm to 1000 megohms in 7 overlapping ranges. Zero-center indication for discriminator alignment • Accuracy—± 3% of full scale on dc ranges; ± 5% of full scale on ac ranges • Frequency Response—flat within ± 5%, from 40 cycles to 5 Mc on the 1.5, 5, and 15-volt rms ranges and the 4, 14, and 40-volt peak-to-peak ranges • DC Input Resistance—standard 11 megohms (1 megohm resistor in probe) *User Price (Optional)




See them all at your local RCA Test Equipment Distributor!

RADIO CORPORATION OF AMERICA

ELECTRON TUBE DIVISION

HARRISON, N. J.

GET MORE WORK OUT OF YOUR OSCILLOSCOPE




The book that tells you what you need to know about 'scopes!

Learn to service
ANY radio or TV
faster . . . with the
handiest instrument of all!

Here, in a big 2nd edition, is THE book that really shows you how to use oscilloscopes! Clearly as A-B-C, MODERN OSCILLOSCOPES AND THEIR USES tells you exactly when, where and how. You learn to locate either AM or FM radio or television troubles in a jiffy. Tough realignment jobs are made easy. No involved mathematics! Every detail is clearly explained—from making connections to adjusting circuit components and setting oscilloscope controls. And you learn to analyze patterns fast and RIGHT!

Includes latest data on use of 'scopes in industrial electronics, teaching, atomic energy work—plus details on quantitative measurements—the slickest method of diagnosing many color TV troubles and aligning sets properly. Over 340 pages and over 400 clear pictures. Dozens of pattern photos make things doubly clear. Price only \$6.50. Use coupon for 10-day free trial.

DON'T THROW OLD RADIOS AWAY!



This giant book shows exactly how to fix them . . . without a lot of previous experience!

Just look up the how-to-do-it data on that old radio you want to fix! Four times out of 5 this giant, 3½-pound, 744-page Ghirardi RADIO TROUBLESHOOTER'S HANDBOOK gives exactly the information you need. Tells what is likely to be causing the trouble . . . shows how to fix it. Covers practically every radio receiver model made by 202 manufacturers between 1925 and 1942. Using it, even beginners can easily fix old sets which might otherwise be thrown away because service information is lacking. With a few simple repairs, most of these old sets can be made to operate perfectly for years to come. Included are common trouble symptoms and their remedies for over 4,800 models of old home, auto radios and record changers: Airline, Apex, Arvin, Atwater Kent, Belmont, Bosch, Brunswick, Clarion, Crosley, Emerson, Fada, G-E, Kolster, Majestic, Motorola, Philco, Pilot, RCA, Silvertone, Sparton, Stromberg and dozens more. Includes hundreds of pages of invaluable old time tube and component data, service short cuts, etc. Price \$6.95—10-day free trial.

•PRACTICE 10 DAYS FREE!

Dept. PE-50, RINEHART & CO., INC.,
232 Madison Ave., New York 16, N. Y.

Send book(s) checked below for free examination. In 10 days, I will either send price shown (plus postage) or return books postpaid and owe nothing.

MODERN OSCILLOSCOPES AND THEIR USES, \$6.50 RADIO TROUBLESHOOTER'S HANDBOOK, \$6.95

SAVE! Send cash with order and we pay postage. Same 10-day return privilege with your money promptly refunded.

Name

Address

City, Zone, State

OUTSIDE U.S.A.—Add 50c to each book, cash with order only. Same 10-day return privilege with money refunded.


Tips

(Continued from page 26)

placing the buzzer on top of the radio if the volume is low.—Milton Charlton, Toronto, Ont., Canada.

EXPERIMENTAL TRANSFORMER HOOKUP

To prevent wear and tear on fragile leads of miniature transformers, mount the transformers on wooden bases and solder their leads to Fahnestock clips. You will then be able to connect and disconnect them



to your heart's content without worrying about broken leads. If you have miniature transformers with no screw-hole mounting brackets, simply use household cement to attach them to the wooden bases. Primary and secondary windings and impedances can be lettered on the bases in pencil or ink.—Art Trauffer, Council Bluffs, Iowa.

VERSATILE TOOL FROM TUBING

A length of small-diameter hard plastic tubing is a handy servicing tool. Slipping a rubber grommet over one end turns the



tubing into a tube taper, and the other end can be used "as-is" as a prod. A small diagonal slot sawed or filed in the side near

Always say you saw it in—POPULAR ELECTRONICS



... symbol of
RAD-TEL
FIRST QUALITY

INSIST ON RAD-TEL FOR EVERY
 TELEVISION AND RADIO TUBE NEED



GUARANTEED ONE FULL YEAR! **70% OFF on BRAND NEW TUBES**
 You Can Rely On Rad-Tel's Speedy One Day Service!

Not Used		Not Pulled Out Of Old Sets		Each Tube Individually and Attractively Boxed!	
Qty. Type	Price	Qty. Type	Price	Qty. Type	Price
0Z4M	.79	4BC5	.56	6AQ5	.50
1AX2	.62	4BC8	.96	6AR5	.55
1B3GT	.79	4BE6	.54	6AS5	.60
1DN5	.55	4BN6	.75	6AT6	.43
1G3	.73	4BQ7	.96	6AT8	.79
1J3	.73	4BS8	.98	6AU4	.82
1K3	.73	4BU8	.71	6AU6	.50
1L6	1.05	4BZ6	.58	6AU7	.61
1LA6	.69	4BZ7	.56	6AU8	.87
1LC6	.79	4CB6	.99	6AV6	.40
1LN5	.59	4CS6	.61	6AW8	.89
1R5	.62	4DE6	.62	6AX4	.65
1S5	.51	4DK6	.60	6AX7	.64
1T4	.58	4DT6	.55	6BA6	.49
1U4	.57	5AM8	.79	6BC5	.54
1U5	.50	5AN8	.86	6BC7	.94
1X2B	.82	5AQ5	.52	6BC8	.97
2AF4	.96	5AT8	.80	6BD6	.51
2BN4	.60	5BK7A	.82	6BE6	.55
2CY5	.71	5BQ7	.97	6BF6	.44
3AL5	.42	5BR8	.79	6BG6	1.66
3AU6	.51	5CG8	.76	6BH6	.65
3AV6	.41	5CL8	.76	6BH8	.87
3BA6	.51	5EA8	.80	6BJ6	.62
3BC5	.54	5EU8	.80	6BK5	.80
3BE6	.52	5J6	.68	6BK7	.85
3BN4	.63	5T8	.81	6BL7	1.00
3BN6	.76	5U4	.60	6BN4	.57
3BU8	.78	5U8	.81	6BN6	.74
3BY6	.55	5V6	.56	6BQ5	.65
3BZ6	.55	5X8	.78	6BQ6GT	1.05
3CB6	.54	5Y3	.46	6BQ7	.95
3CF6	.60	6AB4	.46	6BR8	.78
3CS6	.52	6AC7	.96	6BS8	.90
3CY5	.71	6AF3	.93	6BU8	.70
3DE6	.62	6AF4	.77	6BY6	.54
3DK6	.60	6AC5	.65	6BZ6	.54
3DT6	.50	6AH6	.99	6BZ7	.97
3Q5	.80	6AK5	.95	6C4	.43
3S4	.61	6AL5	.47	6CB6	.54
3V4	.58	6AM8	.78	6CD6	1.42
4AU6	.54	6AN4	.95	6CF6	.64
4BA6	.51	6AN8	.85	6CG7	.60
				6CG8	.77
				6CM7	.66
				6CN7	.65
				6CR6	.51
				6CS6	.57
				6CU5	.58
				6CU6	1.08
				6CY5	.70
				6CY7	.71
				6DA4	.68
				6DB5	.69
				6DE6	.58
				6DG6	.59
				6DQ6	1.10
				6DT5	.76
				6DT6	.53
				6E08	.79
				6EA8	.79
				6EB8	.94
				6HGGT	.58
				6J5GT	.51
				6J6	.67
				6K6	.79
				6S4	.48
				6SA7GT	.76
				6SK7GT	.74
				6SL7	.80
				6SN7	.65
				6SQ7	.73
				6T4	.99
				6T8	.80
				6U8	.78
				6V6GT	.54
				6W4	.57
				6W6	.69
				6X4	.39
				6X5GT	.53
				6X8	.77
				7AU7	.61
				7A8	.68
				7B6	.69
				7Y4	.69
				8AU8	.83
				8AW8	.93
				8BQ5	.60
				8CG7	.62
				8CM7	.68
				8CN7	.97
				8CX8	.93
				8EB8	.94
				10DA7	.71
				11CY7	.75
				12A4	.60
				12A55	.55
				12AC6	.49
				12AD6	.57
				12AE6	.43
				12AF3	.73
				12AF6	.49
				12A16	.46
				12A15	.45
				12A18	.95
				12A05	.52
				12AT6	.43
				12AT7	.76
				12AU6	.50
				12AU7	.60
				12EZ6	.53
				12F5	.66
				12F8	.66
				12FM6	.45
				12K5	.65
				12SA7M	.86
				12SK7GT	.74
				12SN7	.67
				12SQ7M	.73
				12U7	.62
				12BE6	.53
				12V6GT	.53
				12W6	.69
				12X4	.38
				17AX4	.67
				17BQ6	1.09
				17C5	.58
				17CA5	.62
				17D4	.69
				17DQ6	1.06
				17L6	.58
				17W6	.70
				19AU4	.83
				19BQ6	1.39
				19T8	.80
				21EX6	1.49
				25AU4	.87
				25BQ6	1.11
				25C5	.53
				25CA5	.59
				25CD6	1.44
				25CU6	1.11
				25DN6	1.42
				25EH5	.55
				25L6	.57
				25W4	.68
				25Z6	.66
				35C5	.51
				35L6	.57
				35W4	.52
				35Z5GT	.60
				50B5	.60
				50C5	.53
				50DC4	.37
				50EH5	.55
				50L6	.61
				117Z3	.61

Use This As Your Order Form: Please Print Plainly

Name

Address

City

SEND FOR FREE TROUBLE SHOOTER GUIDE AND NEW TUBE & PARTS CATALOG,

RAD-TEL TUBE CO.

55 Chambers St.
 Newark 5, N. J.

Dept. PE-5

TERMS: 25% deposit must accompany all orders — balance C. O. D. Not Affiliated With
 \$1 HANDLING CHARGE FOR ORDERS UNDER \$5. Subject to prior sale. Any Other Mail
 Please add postage. No C. O. D.'s outside continental U. S. A. Order Tube Co.

MORE PICTURE POWER

new
BLONDER-TONGUE

B-24 POW-R BOOSTER



\$24⁹⁵
list

*it's a powerful booster
... or an amplified coupler!*

**provides sharp, clear TV pictures on
1, 2 or more TV sets with only 1 antenna**

'straight-thru' circuit provides up to 10 db gain as a powerful one-set booster

'couple-two' circuit provides up to 5 db gain (per set) as an amplified two-set coupler

'straight-thru' circuit and B-T 4-set coupler provide no-loss 4-set distribution system

Employs new frame-grid tube 6DJ8, new circuitry to achieve highest signal gain and "lower-than-cascode" noise factor. Provides full broadband amplification covering low and high VHF channels. Features "NO-STRIP" 300 ohm terminals for positive, electrical connections in seconds. Has "on/off" switch.

Improve TV reception today on 1, 2 or more TV sets with a single antenna.



Available at parts distributors. For details write:
BLONDER-TONGUE LABORATORIES, INC.

9 Alling Street, Dept. PE-5, Newark 2, N. J.

In Canada: Tequipment Mfg. Co., Ltd., London, Ont. Export: Morhan Export Corp., N. Y. 13, N. Y. • hi-fi components • UHF converters • master TV systems • industrial TV cameras • FM-AM radios

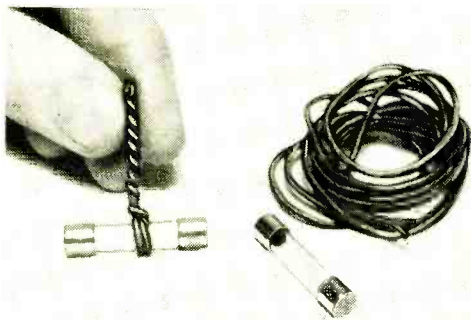
Tips

(Continued from page 28)

one end is helpful in dial stringing or wire jiggling.—*Jerome Cunningham, Chicago, Illinois.*

WIRE FUSE PULLER

You can have a pretty tough time removing a blown cartridge fuse from its holder in a TV set's high-voltage cage or



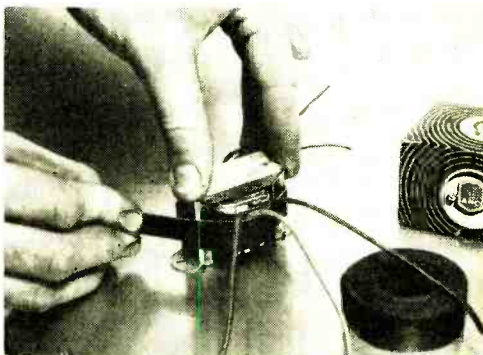
similar cramped place. It's not so difficult, though, if you wrap some plastic insulated hookup wire around the fuse barrel as shown.—*James Clifford, Detroit, Mich.*

WASHER STOPS REAMER

Next time you have to enlarge a chassis hole with a reamer and want to be sure not to enlarge the hole too much, slip a metal washer over the reamer for a depth stop. Select a washer that roughly matches the size hole desired.—*Charles Lang, San Francisco, Calif.*

TAPE THOSE TRANSFORMER LEADS

To keep the wire leads of a transformer from ripping the paper insulation, wrap a



strip of tape around the transformer as shown. This will also help prevent the leads from breaking off or coming loose.—*John A. Comstock, Wellsboro, Pa.*

—30—

Always say you saw it in—POPULAR ELECTRONICS

We'd like to send you these important new books for a 7-DAY FREE TRIAL EXAMINATION



CITIZENS RADIO Leo G. Sands


Here is the first complete book on Citizens Radio Operation. Ever since the initial use of 2-way radiotelephone by police departments, this field has been growing in importance and application. Now, with more than a million vehicles equipped for its use, Citizens Radio is a major phase of the electronics field. This important new volume covers every aspect of the field—its history, rules, and everything about how it works—in seven big chapters with one hundred major sections. You'll learn exactly what Citizens Radio is, its applications, what equipment you need, the full story on receiver circuits and transmitters, antennas, installation, and maintenance, full FCC rulings, how to apply for licenses, etc. Many illustrations.

\$4.95

COMPUTERS AND HOW THEY WORK by James Fahnestock

Here is a fact-filled exciting guidebook to the wonderworld of electronic computers, with more than 120 illustrations and easy-to-follow tables in 10 big chapters. Step by step, you'll see and understand the workings of every type of computer ever used. This important new book illustrates the basic principles of computers in methods that require no knowledge of electronics. You'll learn all about computer memories, flip-flops and the binary counting system. You'll learn the mathematical language of computers where $1 + 1 = 10$. Other chapters show you how computers use tubes and transistors to make complex logical decisions in thousandths of a second. **COMPUTERS AND HOW THEY WORK** is must reading for career minded students and for electronics pros who want a more complete knowledge of this field.

\$4.95



THE ELECTRONIC EXPERIMENTER'S MANUAL by David A. Findlay

With a few dollars worth of basic tools, and this book to guide you, you can explore the magic of electronics experimentation more completely than ever before. In a few short hours, you'll start your first project. You'll learn about every component used in experimentation, every tool, its function and why it is used. There are 10 big sections, each covering a specific phase of construction. There's a giant section of projects you can build, test equipment you'll construct and use in your future work. **THE ELECTRONIC EXPERIMENTER'S MANUAL** will give you the professional know-how you must have no matter what phase of electronics is your specialty.

\$4.95

7 DAY FREE EXAMINATION

When your books arrive, read and enjoy their diversity of contents, the thoroughness of their coverage. Then after seven days examination, if you decide that they are not everything you want, send them back and receive a complete refund of the purchase price.

USE THIS CERTIFICATE FOR 7 DAY FREE EXAMINATION

ELECTRONICS BOOK SERVICE • A Division of the Ziff-Davis Publishing Co.
434 S. Wabash Ave., Chicago 5, Ill.

Please send me _____ copies of **CITIZENS RADIO** and bill me at only \$4.95 a copy plus a few cents postage.

Please send me _____ copies of **COMPUTERS AND HOW THEY WORK**, and bill me at only \$4.95 a copy plus a few cents postage.

Please send me _____ copies of **THE ELECTRONIC EXPERIMENTER'S MANUAL**, and bill me at only \$4.95 a copy plus a few cents postage.

If I don't agree that this is one of the best electronics investments I've ever made, I may return the book(s) within seven days and get a full refund.

\$ _____ enclosed. (SAVE MONEY! Enclose payment with your order and we'll pay the postage.)

Name

Address

City Zone State

ZPE50

NEW products

STEREO AMPLIFIER

Two 18-watt outputs are featured in the new Fisher X-100 stereo amplifier. A total of 17 front-panel controls provides complete flexibility in use. Included are separate bass and treble controls for each channel, a center-channel output, scratch and rumble filters, a tape head monitoring




switch, and a wide-range channel balance control. Harmonic distortion is only 0.8%

at full rated output. For further information, contact J. J. Parks, *Fisher Radio Corp.*, 21-21 44th Drive, Long Island City 1, N. Y.

RECHARGEABLE BATTERY

A rechargeable 8-volt battery is being offered by *B & K Manufacturing Co.*, 3726



N. Southport Ave., Chicago, Ill. Designed to replace conventional 9-volt batteries used in transistor radios, the "Pony" unit can be charged overnight. A total service life of over 100 times that of dry cell bat-

MICRO ELECTRON TUBE

INTRODUCES FOR THE FIRST TIME
ANYWHERE A SELECT STOCK OF USED
TUBES AT A FABULOUS LOW PRICE

37¢ ea.

FOR ANY TUBE LISTED

\$35 PER HUNDRED ASSTD.

ALL TUBES SENT POSTAGE PAID
Please send 25c handling for orders under \$5. Send 25% deposit on C.O.D. orders. Send approximate postage on Canadian and foreign orders.

MICRO ELECTRON TUBE CO.

P. O. Box 55, Dept. PE5, Park Sta., Paterson 3, N. J.

- Each and every tube is tested in our own laboratory for mutual conductance and life test.
- We guarantee FREE replacement for one year of any tube purchased from us which fails to function efficiently under any or all operating conditions. Prompt refunds are made on any defective merchandise.
- The advertised tubes are not necessarily new, but may be electrically perfect factory seconds or used tubes—each is clearly so marked.

0A2	6X8	6BH6	6SF5	7Z4	196GG
024	6Y3GT	6B16	6SF7	12A8	1916
1A7QT	6Y4Q	6BK5	6SF7	12A8	1916
1B3QT	6A7	6BK7	6SF7	12A8	1916
1H4G	6AB	6BL7GT	6SN7	12A7E	1918
1L4	6AB4	6BN6	6SL7GT	12A7F	24A
1L6	6AC7	6BQ6GT	6SN7GT	12A7G	25AV5
1N6GT	6AF4	6BQ7	6SQ7	12A7H	25BQ6
1Q5QT	6AG5	6BQ7	6SS7	12A7J	25DNE
1R5	6A07	6BY5C	6T8	12A7K	25L6GT
1S5	6AH4GT	6BZ6	6T8	12AV7	25W4GT
1T4	6AH6	6BZ7	6U8	12AX4GT	25Z5
1U8	6AK5	6C4	6V6	12AX7	25Z6
1V2	6AL5	6C5	6V6	12AX7	25Z6
1X2	6AM9	6C6	6W4GT	12A27	26
2A3	6AN8	6C6B	6W6GT	12B3	35A5
2AF4	6AQ5	6CF8	6X4	12B6	35B5
3BC5	6A06	6C7	6X5	12B6C	35C5
3B2C	6A07GT	6CL8	6X8	12B6E	35C5
3C6	6AR5	6CM6	6Y6C	12B6F	35L6GT
3C6B	6AS5	6CM7	7A4	12B6G	35W4
3CF6	6AT8	6CN7	7A6	12B6H	35Y4
3C50	6AT8	6CS8	7A7	12B7	35Z5GT
3L4	6AU4GT	6C16	7B4	12CA5	37
3Q4	6AUSGT	6DE6	7B4	12CA5	39/44
3S4	6AUS	6DQ6	7B6	12J5	42
3V4	6AUSGT	6E6	7B6	12K	43
4B07A	6AV5GT	6H6	7B7	12L8	45
4B27A	6AV6	6J4	7B8	12Q7	50A5
5A58	6AW8	6J5	7C4	12SA7	50B5
5A78	6AXGT	6J7	7C5	12S7	50C5
5AV8	6AXGT	6K6GT	7C6	12S7	50L6GT
5AW4	6BB	6K7	7C7	12SK7	50X6
5B7	6BAC	6K8	7E5	12SN7GT	55
5B8	6BC5	6L7	7E5	12T07	57
5T8	6BC8	6M7	7E7	12W6GT	58
5U4C	6BE6	6Q7	7F7	12W6GT	71A
5U8	6BF5	6S4	7H7	12X4	76
5V4C	6BF6	6S4	7H7	12Z3	77
5V6GT	6BF6	6S4	7H7	12Z3	78
	6BGG	6SCT	7Q7	14B7/12B7	80
			7X7/XXFM	1407	84/624
			7Y4	18A	117Z6
				19A4GT	117Z6

WRITE DEPT. PE-5, FOR OUR FREE COMPLETE LIST OF TUBES & SPECIAL PURPOSE TUBES

Why be satisfied with less when:

this College-level program of home study in Electronic Engineering Technology

—can help you achieve new levels of income and success



CREI OFFERS COLLEGE-LEVEL OPPORTUNITY to the man who wisely realizes that the recognition and rewards in electronics are now going to other men—especially the man with modern advanced education.

WITHIN TWO TO FOUR YEARS, depending on the courses selected and amount of stick-to-itiveness brought to bear, you can complete this program in electronics, which is comparable in technological content to advanced residence courses. You study during hours chosen by you. You have plenty of time to do your best.

THIS ADVANCED PROGRAM IS THE CULMINATION of 33 years of working closely with leading companies and Government agencies in the critical field of electronics, where demand for engineering and technical personnel far exceeds the supply. The courses are presented in easy-to-understand form, and our experienced instructors guide your progress step by step.

YOU QUALIFY FOR CREI if you have a high school diploma or equivalent, and if you have had basic electronic training and practical experience in electronics.

PLEASE WRITE US NOW FOR DETAILED, ILLUSTRATED, 44-PAGE CATALOGUE, which gives complete information on home study program and registration procedure. CREI also offers a Residence School Program, where graduates earn AAS degree. Day and evening classes start at regular intervals. Electronics experience is not required for admittance to the Residence School.

CREI PROFESSIONAL STANDING

U.S. Office of Education lists CREI as "an institution of higher education."

CREI was a co-founder of the National Council of Technical Schools.

CREI was among the first three technical institutes whose curricula were accredited by the Engineers' Council for Professional Development.

More than 20,500 students are enrolled in CREI Home Study and Resident Programs.

America's leading electronics, communications, missiles and space exploration companies and Government agencies recognize CREI. Many of these organizations actually pay the tuition for their employees studying with CREI.

Mail This Coupon Today

CAPITOL RADIO ENGINEERING INSTITUTE

ECPD Accredited Technical Institute Curricula • Founded 1927
Dept. 1205-G, 3224 16th St., N.W., Washington 10, D. C.

Please send me your course outline and FREE 44-Page Book "Insurance for Your Future in the New World of Electronics" . . . describing opportunities and CREI home study courses in Advanced Electronic Engineering Technology.

- Check field of greatest interest
- Radar, Servo and Computer Engineering Technology
 - Electronic Engineering Technology
 - Communications Engineering Technology
 - Television Engineering Technology
 - Aeronautical Electronic Engineering Technology
 - Automation and Industrial Electronics Engineering Technology

Name _____ Age _____
Street _____
City _____ Zone _____ State _____

Check: Home Study Residence School Korean Veteran



To obtain fast, immediate service and to avoid delay, it is necessary that the following information be filled in:

Employed by _____

Type of Present Work _____

Education: _____

Years of High School _____

Other _____

Electronics Experience _____

IT FLASH FREEZES MOTION!



Exciting experiences in research and photography are possible with the new Geniac® STROBOSCOPE.

Designed to flash a brilliant neon light at precisely controlled speeds from one flash per second to 250 f.p.s. The STROBOSCOPE actually makes motion freeze before your eyes when its flicker frequency equals that of the vibrating object.

Used together with fast film and fast lenses, the Geniac® STROBOSCOPE creates multiple images on one film, and thus is useful in ballistics studies. Essential for the research lab, photographic amateur, school or serviceman who wants to discover the causes of erratic vibration or to measure frequency accurately. The STROBOSCOPE can also be used in the laboratory through a microscope to observe moving cilia, vacuoles, etc.

Versatile, exciting, low-priced and accurate, the Geniac® STROBOSCOPE is available in kit form and assembled, complete with instructions and experiment manual.

Kit \$19.95
Assembled \$24.95

(Add 80c for postage & handling; in New York City, add 3% NYC sales tax)
OLIVER GARFIELD CO., INC.
108E 16th St., N. Y. 3, N. Y.

**USE THE CONNECTORS
THE PROFESSIONALS
USE**

E-Z-HOOKs

Make Testing — Substituting — Trouble Shooting
EASY — FAST — SAFE!

Electronic experts want connectors that *grip* — and *WO'NT slip*.

The exclusive E-Z-HOOK design grips test spots *positively* . . . eliminates intermittents . . . leaves your hands *free*. A sliding nylon insulator protects against adjacent shorts.

Add new convenience to your test equipment. Have more fun — more confidence in experimenting and trouble shooting. Get E-Z-HOOKs at your favorite parts distributor today.



2 1/2
Actual
Size

- | | | |
|---------------------------------|---|-----------|
| No. 61-1 E-Z-HOOK CLIP* | For jumper and equipment leads, etc. | \$.49 net |
| No. 71-1 E-Z-HOOK SUB | For substituting parts without soldering | .69 net |
| No. 59-4 E-Z-HOOK TIP | Adapter for Banana test prods. | .69 net |
| No. 56-1 E-Z-HOOK TIP | Adapter for Standard (.080") test prods. | .89 net |
| No. 55-0 E-Z-HOOK TIP | Adapter for Needlepoint (.060") test prods. | .89 net |
| No. 54-1 E-Z-HOOK CUSTOM PROBE* | For special probe assemblies and replacements | 1.39 net |

*Also available with gold plated hook-wire for Guided Missile work and other special projects.

All feature 6 colors for easy lead identification.
EVERY E-Z-HOOK IS GUARANTEED



E-Z-HOOK TEST PRODUCTS

1536 Woodburn Avenue Covington, Ky.
Canadian Rep.: Len Finkler, Ltd., Toronto 12, Ontario

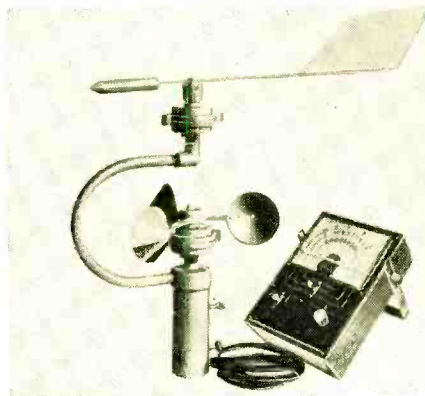
products

(Continued from page 32)

teries is claimed by the manufacturer. Price (battery and charger), \$4.95.

WIND INDICATOR

A battery-powered wind velocity and direction indicator has been introduced by Lafayette Radio, 165-08 Liberty Ave., Ja-



maica 33, N. Y. The transmitter assembly can be mounted on any 1 1/4" pipe or mast. The indicator is housed in a wooden cabinet and provides two wind-speed scales—0-25 mph and 0-100 mph—and a third scale for direction. Speed accuracy of ±5% is claimed. Price, complete with 60' cable and a 1 1/2-volt battery, \$59.95.

ELECTRONIC ORGANS


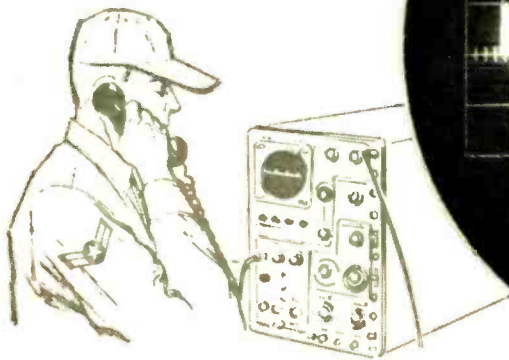
Two new electronic organs are being marketed by Electro-Voice, Inc., Buchanan, Mich. The de luxe model, called the "Bar-



on," is a console type featuring a built-in eight-watt amplifier and high-fidelity loud-speaker. The second model, the "Baroness," eliminates the console base and has no foot

Always say you saw it in—POPULAR ELECTRONICS

“Phase detector of the Moving Target Indicator receiver misaligned on the FPS-3...realignment procedure must be followed.”



YOU MAY HANDLE A SITUATION LIKE THIS...

If you measure up to the Aerospace Team

This man is on a team. And the situation facing the team is a moving target. Mission? Intercept same. This man is an expert. He was given thorough training in his specialty. Now he is a skilled technical specialist with an assured future. He is a man who measured up to the requirements of the Aerospace Team...a man you can depend on.

Are you that man? If you have what it takes, an exciting and interesting career may lie before you. You will be eligible for valuable

training for a key job in the rapidly unfolding age of air and space travel. Also, there will be the opportunity to further your formal education, perhaps even win a college degree—with the Air Force paying a substantial part of your tuition costs.

If you are interested in a career of steady advancement, solid security...a career where you will handle situations of increasing responsibilities, we of the Air Force would like to talk to you. Just clip and mail this coupon.

U.S. AIR FORCE

There's a place for tomorrow's leaders on the Aerospace Team

PASTE COUPON ON POSTCARD AND MAIL TO:

Airman Information, Dept. MPO5, Box 7608, Washington 4, D. C.

Please send me more information on my opportunities in the U.S. Air Force. I am between the ages of 17-27 and reside in the U.S.A. or possessions.

Name _____

Address _____

City _____ Zone _____ County _____ State _____


products

(Continued from page 34)

pedals or swell shoe. Cabinetry for both models was designed by Paul McCobb. The "Baron" is priced at \$545.00 and the "Baroness" is \$445.00.

CB TRANSCEIVER

A Citizens Band transceiver that is available either as a kit or factory wired has recently been announced by *EICO*, 33-00 Northern Blvd., Long Island City, N. Y. The unit covers up to twenty miles, depending on the terrain and antenna height. Circuit



features include a 5-watt crystal-controlled transmitter, a superhet receiver with r.f. stage and noise limiter, and sealed oscillator circuit elements. Prices: Model 760 (117 volts a.c.) \$89.95 wired, \$59.95 kit; Model 761 (117 volts a.c. and 6 volts d.c.) \$99.95 wired, \$69.95 kit; Model 762 (117 volts a.c. and 12 volts d.c.) \$99.95 wired, \$69.95 kit.



RECORD PLAYER KIT

The Model AD-10 stereo record player kit comprises a preassembled mechanical unit made by Garrard of England, a wooden



base, a Sonotone STA4-SD ceramic stereo turnover cartridge with .7-mil diamond and 3-mil sapphire styli, and all necessary

Always say you saw it in—POPULAR ELECTRONICS

 <p>1 Model T-61 New "Speed Check" Tube Tester Kit Kit Net Price.....\$49.95 Factory-wired Net Price.\$69.95</p>	 <p>2 Model C-25 New "In Circuit" Capacitor Tester Kit Kit Net Price.....\$19.95 Factory-wired Net Price.\$29.95</p>
--	--

 <p>3 Model T-5 New Rapid Filament Tester Kit Kit Net Price.....\$4.50 Factory-wired Net Price.\$6.50</p>	 <p>4 Model SC-1 New Condenser Substitution Box Kit Kit Net Price.....\$8.95 Factory-wired Net Price.\$11.95</p>
---	--

...and now **PRECISION**
adds **10** more value-packed
kits to the **PACO** Line

 <p>5 Model CD-3 New Decade Condenser Kit Kit Net Price.....\$19.95 Factory-wired Net Price.\$24.95</p>	 <p>6 Model SR-2 New Resistance Substitution Box Kit Kit Net Price.....\$8.95 Factory-wired Net Price.\$11.95</p>
---	---

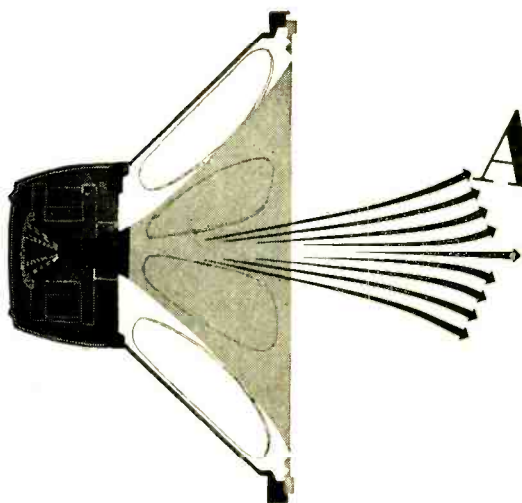
 <p>7 Model RD-5 New Decade Resistor/Divider Kit Kit Net Price.....\$23.95 Factory-wired Net Price.\$29.95</p>	 <p>8 Model ST-45 New AM-FM Stereo Tuner Kit Kit Net Price.....\$84.95 Semi-kit Net Price.....\$99.95 Factory-wired Net Price.\$134.95</p>
---	---

 <p>9 Model ST-35 New FM Tuner Kit Kit Net Price.....\$59.95 Semi-kit Net Price.....\$69.95 Factory-wired Net Price.\$89.95</p>	 <p>10 Model L2-U New Wide-Range Two-Way Speaker System Semi-Kit Semi-kit, unfinished Net Price \$59.95 Semi-kit, walnut finish Net Price \$69.95</p>
---	---

SEE THESE KITS ON DISPLAY AT ANY LEADING ELECTRONIC PARTS DISTRIBUTOR



PACO Test Equipment and Hi Fi Kits are produced under the auspices of *PRECISION Apparatus Company, Inc.*, world-famous manufacturer of industrial electronic test instruments and stereo high fidelity components for over a quarter of a century. Write to Dept. P for the new complete 1960 PACO Catalog, just off the press. You'll keep it for permanent reference.
PACO ELECTRONICS COMPANY, INC.
70-31 84th STREET, GLENDALE 27, L. I., N. Y.
Kit Division of *PRECISION Apparatus Co., Inc.*



Announcing

*The most
Complete
Guide to Hi-Fi
and Stereo
Ever Published!*

STEREO • HI-FI GUIDE 1960

In this compact, handy reference, you'll find the answers to nearly any question on hi-fi, plus details and data on trends, components, speakers, stereo, audio theory. Prepared by the Editors of POPULAR ELECTRONICS, the 1960 STEREO • HI-FI GUIDE is easy to understand—complete with diagrams, illustrations, and clear explanations.

Here's what you'll find in the five big sections of the 1960 STEREO • HI-FI GUIDE:

I. YEARBOOK

- Trends and New Products
- Multiplex—an analysis and forecast

II. INSIDE THE COMPONENTS

- Detailed analysis of preamps, stereo preamps, power amps, tuners, turntables, and stereo cartridges

III. SPEAKERS AND ACOUSTICS

- Inside the HiFi Loudspeakers and Enclosure
- Electrostatic and Cone Type Speakers
- Does Shrinking Size Mean Shrinking Sound?
- Between Speaker and Ear
- Custom-Built Equipment Enclosure

IV. STEREO

- Stereo Standards
- What You Should Know Before Buying Stereo
- Stereo Simplexing Simplified
- Stereo Tape is Back to Stay
- Balancing Your Stereo System
- Stereo Cartridge Directory
- Stereo Records—Fad or Fulfillment?

V. AUDIO THEORY AND APPLICATION

- Maintaining and Testing Your HiFi
- Harmonic Distortion
- Filter and Crossover Networks

DON'T DELAY—Reserve your copy of the brand new 1960 STEREO • HI-FI GUIDE at your favorite newsstand or Electronic Parts Store, or order by coupon today. Only \$1.00.

On Sale

April 5th—

or order by

coupon today!

Only \$1.00



Ziff-Davis Publishing Company
Department PE-560
434 S. Wabash Avenue,
Chicago 5, Illinois

Please send me a copy of the 1960 STEREO • HI-FI GUIDE. I enclose \$1.00, the cost of the GUIDE, plus 10¢ to cover mailing and handling charges. (Foreign \$1.25, plus 25¢ handling charges.)

Name _____

Address _____

City _____ Zone _____ State _____


products

(Continued from page 36)

cables. Price, \$33.95. (Heath Company, Benton Harbor, Mich.)

MATCHED MIKES FOR STEREO

Microphones for stereo recording which are matched within 2 db are available in




pairs from *Sonotone Corporation*, Elmsford, N. Y. The "CM-T10" set features response flat from 50 to 13,000 cps at an output level of -62 db. The "CM-T11" set's frequency response is from 50 to 8000 cps with the sensitivity 55 db below 1.0 volt per micro-

bar. Rubber-encased ceramic elements serve as transducers for all the microphones. Price, \$36.75 per pair. Table stands are available at \$5.00 each.

RADIO-INTERCOM

A low-cost radio-intercom, the RA-341, is being marketed by *Olson Radio Corp.*, 260 South Forge St., Akron, Ohio. The RA-341 comprises a five-tube a.c.-d.c. superhet radio with built-in speaker, 50' of cable, and a remote speaker. A four-position function switch selects operation as radio, radio with remote speaker, and listen or talk in inter-



com position. Master station size: 6½" x 3½" x 4¾". Remote speaker size: 2¾" x 3" x 1½". Price, complete: \$15.93. -30-

Build the Best CITIZENS BAND TRANSCEIVER . . .

EICO®



Build the Best 6-TRANSISTOR RADIO RA-6
Kit \$29.95 Wired \$49.95
includes FET, less 9V battery

High sensitivity & selectivity. New plug-in type transistors. Big-set volume & tone. 4" x 6" speaker; push-pull audio. Built-in Ferrite rod antenna. Pre-aligned RF & IF transformers. Planetary vernier tuning. Earphone jack for private listening. Attractive tan leatherette case, retractable handle. Compact: 8½" w, 4½" h, 2½" d. Only 3 lbs.



=760 (117 VAC) less bracket: Kit \$89.95. Wired \$89.95
=761 (117 VAC & 6 VDC): Kit \$69.95. Wired \$99.95
=762 (117 VAC & 12 VDC): Kit \$69.95. Wired \$99.95

Highly reliable; exemplary electronic, mechanical, industrial design. Powerful 5-watt (as defined by FCC) crystal-controlled transmitter & extremely sensitive, selective Superhet receiver with RF stage & noise limiter. Built-in speaker, detachable ceramic mike. Pre-set & sealed crystal oscillator circuit elements. To change channels, just change crystals — no adjustments needed. Built-in variable "pi" network matches most popular antennas. Portable whip, rear bumper & roof antennas available. No exams or special skill needed — any citizen 18 years or older may obtain station license by submitting FCC form, supplied free by EICO.

90-WATT CW TRANSMITTER* #720
Kit \$79.95 Wired \$119.95

*U.S. Pat No. D-184,776

"Top quality" — ELECTRONIC KITS GUIDE. Ideal for veteran or novice. 90W CW, 65W external plate modulation. 80 through 10 meters.



HIGH-LEVEL UNIVERSAL MODULATOR-DRIVER #730
Kit \$49.95 Wired \$79.95

Cover E-5 \$4.50
Delivers 50W undistorted audio. Modulates transmitters having RF inputs up to 100W. Unique over-modulation indicator.



GRID DIP METER #710
Kit \$29.95 Wired \$49.95

Includes complete set of coils for full band coverage. Continuous coverage 400 kc to 250 mc. 500 ua meter.



Build the Best Ham Gear

New Code Practice Oscillator #706
Kit \$8.95 Wired \$12.95

Rugged battery-operated transistor oscillator circuit, built-in speaker. Front panel has flashing light, phone jack, pitch control (500-2000 cps), external key terminals, "Temporary" key. Panel switch selects Tone, Light, or both Tone & Light. 6½" h, 3¾" w, 2¾" d.



Compare — judge for yourself — at your neighborhood EICO dealer. For FREE catalog on over 70 models of easy-to-build professional test instruments, hi-fi and ham gear, fill out coupon on Page 40

EICO®

Add 5% in the West. ©1960

3300 N. Blvd., L. I. C. 1, N. Y.

BUILD 16 RADIO CIRCUITS AT HOME

ONLY \$22.95 with the New PROGRESSIVE RADIO "EDU-KIT"®

A Practical Home Radio Course

Now Includes

- ★ 12 RECEIVERS
- ★ TRANSMITTER
- ★ SIGNAL TRACER
- ★ SIGNAL INJECTOR
- ★ CODE OSCILLATOR

- ★ No Knowledge of Radio Necessary
- ★ No Additional Parts or Tools Needed
- ★ EXCELLENT BACKGROUND FOR TV
- ★ School Inquiries Invited
- ★ Sold in 79 Countries



Reg. U. S. Pat. Off.

YOU DON'T HAVE TO SPEND HUNDREDS OF DOLLARS FOR A RADIO COURSE

The "Edu-Kit" offers you an outstanding PRACTICAL HOME RADIO COURSE at a rock-bottom price. Our Kit is designed to train Radio & Electronics Technicians, making use of the most modern methods of home training. You will learn radio theory, construction practice and servicing. THIS IS A COMPLETE RADIO COURSE IN EVERY DETAIL.

You will learn how to build radios, using regular schematics; how to wire and solder in a professional manner; how to service radios. You will work with the standard type of punched metal chassis as well as the latest development of Printed Circuit chassis.

You will learn the basic principles of radio. You will construct, study and work with RF and AF amplifiers and oscillators, detectors, rectifiers, test equipment. You will learn and practice code, using the Progressive Code Oscillator. You will learn and practice trouble-shooting, using the Progressive Signal Tracer, Progressive Signal Injector, Progressive Dynamic Radio & Electronics Tester and the accompanying instructional material. You will receive training for the Novice, Technician and General Classes of F. C. C. Radio Amateur Licenses. You will build 16 Receiver, Transmitter, Code Oscillator, Signal Tracer and Signal Injector circuits, and learn how to operate them. You will receive an excellent background for television, Hi-Fi and Electronics.

Absolutely no previous knowledge of radio or science is required. The "Edu-Kit" is the product of many years of teaching and engineering experience. The "Edu-Kit" will provide you with a basic understanding of Electronics and Radio, with many times the complete price of \$22.95. The Signal Tracer alone is worth more than the price of the entire Kit.

THE KIT FOR EVERYONE

You do not need the slightest background in radio or science. Whether you are interested in Radio & Electronics because you want an interesting hobby, a well paying business or a job with a future, you will find the "Edu-Kit" a worth-while investment. Many thousands of individuals of all

ages and backgrounds have successfully used the "Edu-Kit" in more than 79 countries of the world. The "Edu-Kit" has been carefully designed, step by step, so that you cannot make a mistake. The "Edu-Kit" allows you to teach yourself at your own rate. No instructor is necessary.

PROGRESSIVE TEACHING METHOD

The Progressive Radio "Edu-Kit" is the foremost educational radio kit in the world, and is universally accepted as the standard in the field of electronics training. The "Edu-Kit" uses the modern educational principle of "Learn by Doing." Therefore you construct, learn schematics, study theory, practice trouble-shooting—all in a closely integrated program designed to provide an easily-learned thorough and interesting background in radio.

You begin by examining the various radio parts of the "Edu-Kit." You then learn the function, theory and wiring of these parts. Then you build a simple radio. With this first set you will enjoy listening to regular broadcast stations, learn theory, practice testing and trouble-shooting. Then you build a more advanced radio, learn more advanced theory and techniques. Gradually, in a progressive manner, and at your own rate, you will find yourself constructing more advanced multi-tube radio circuits, and doing work like a professional Radio Technician.

In addition, the "Edu-Kit" course are sixteen Receiver, Transmitter, Code Oscillator, Signal Tracer, and Signal Injector circuits. These are not unprofessional "breadboard" experiments, but genuine radio circuits, constructed by means of professional wiring and soldering on metal chassis, plus the new method of radio construction known as "Printed Circuitry." These circuits operate on your regular AC or DC house current.

THE "EDU-KIT" IS COMPLETE

You will receive all parts and instructions necessary to build 16 different radio and electronics circuits, each guaranteed to operate. Our Kits contain tubes, tube sockets, variable, electrolytic, mica, ceramic and paper dielectric condensers, resistors, the strips, coils, hardware, tubing, punched metal chassis, Instruction Manuals, hook-up wire, solder, etc. In addition, you receive Printed Circuit materials, including Printed Circuit chassis, special tube sockets, hardware and instructions. You also receive a useful set of tools, a professional electric soldering iron, and a self-powered Dynamic Radio and Electronics Tester. The "Edu-Kit" also includes the Progressive Code Oscillator, Code Oscillator, in addition to F. C. C.-type Questions and Answers for Radio Amateur License training. You will also receive lessons for servicing with the Progressive Signal Tracer and the Progressive Signal Injector, a High Fidelity Guide and a Quiz Book. You receive Membership in Radio-TV Club, Free Consultation Service, Certificate of Merit and Discount Privileges. You receive all parts, tools, instructions, etc. Everything is yours to keep.

PRINTED CIRCUITRY

At no increase in price, the "Edu-Kit" now includes Printed Circuitry. You build a Printed Circuit Signal Injector, a unique servicing instrument that can detect many Radio and TV troubles. This revolutionary new technique of radio construction is now becoming popular in commercial radio and TV sets.

A Printed Circuit is a special insulated chassis on which has been deposited a conducting material which takes the place of wiring. The various parts are merely plugged in and soldered to terminals.

Printed Circuitry is the basis of modern Automation Electronics. A knowledge of this subject is a necessity today for anyone interested in Electronics.

UNCONDITIONAL MONEY-BACK GUARANTEE

ORDER DIRECT FROM AD—RECEIVE FREE BONUS RESISTOR AND CONDENSER KITS WORTH \$7

- Send "Edu-Kit" postpaid. I enclose full payment of \$22.95.
- Send "Edu-Kit" C.O.D. I will pay \$22.95 plus postage.
- Rush me FREE descriptive literature concerning "Edu-Kit."

Name

Address

PROGRESSIVE "EDU-KITS" INC.

1186 Broadway, Dept. 568D, Hewlett, N. Y.

FREE EXTRAS

• SET OF TOOLS

- SOLDERING IRON
- ELECTRONICS TESTER
- PLIERS-CUTTERS
- ALIGNMENT TOOL
- WRENCH SET
- VALUABLE DISCOUNT CARD
- CERTIFICATE OF MERIT
- TESTER INSTRUCTION MANUAL
- HIGH FIDELITY GUIDE & QUIZZES
- TELEVISION BOOK
- TROUBLE-SHOOTING BOOK
- MEMBERSHIP IN RADIO-TV CLUB
- CONSULTATION SERVICE, F. C. C. AMATEUR LICENSE TRAINING
- PRINTED CIRCUITRY

SERVICING LESSONS

You will learn trouble-shooting and servicing in a progressive manner. You will practice repairs on the sets that you construct. You will learn symptoms and causes of trouble in home, portable and car radios. You will learn how to use the professional Signal Tracer, the unique Signal Injector and the dynamic Radio & Electronics Tester. While you are learning in this practical way, you will be able to do many a repair job for your friends and neighbors, and charge fees which will far exceed the price of the "Edu-Kit." Our Consultation Service will help you with any technical problems you may have.

J. Statistis, of 25 Poplar Pl., Waterbury, Conn., writes: "I have repaired several sets for my friends, and made money. The "Edu-Kit" paid for itself. I was ready to spend \$240 for a Course, but I found your ad and sent for your Kit."

FROM OUR MAIL BAG

Ben Valerio, P. O. Box 21, Maqua, Utah: "The Edu-Kits are wonderful. Here I am sending you the questions and also the answers for them. I have been in Radio for the last seven years, but like to work with Radio Kits, and like to build Radio Testing Equipment. I enjoyed every minute I worked with the different kits; the Signal Tracer works fine. Also like to let you know that I feel proud of becoming a member of your Radio-TV Club."

Robert L. Shuff, 1534 Monroe Ave., Huntington, W. Va.: "Thought I would drop you a few lines to say that I received my Edu-Kit, and was really amazed that such a bargain can be had at such a low price. I have already started repairing radios and phonographs. My friends were really surprised to see me get into the swing of it so quickly. The Troubleshooting Tester that comes with the Kit is really swell, and finds the trouble, if there is any to be found."


the experts say
your BEST BUY
 is **EICO**...

EICO, 3300 N. Blvd., L.I.C. 1, N.Y. PE-5
 Show me HOW TO SAVE 50% on 70 models of top-quality: HI-FI TEST INSTRUMENTS
 "HAM" GEAR Send FREE Stereo Hi-Fi Guide. Send FREE Short Course for Novice License. Send FREE Catalog & name of neighborhood EICO dealer.

Name.....
 Address.....
 City..... Zone..... State.....

ADD 5% IN THE WEST

...in
STEREO and MONO HI-FI



STEREO Dual Amplifier-Preamp HF81
 Kit \$69.95.
 Wired \$109.95.
 "Excellent" — SATURDAY REVIEW: HI-FI MUSIC AT HOME.



NEW! STEREO Automatic Changer/Player 1007 (7 mil diamond, 3 mil sapph dual styl) \$59.75 incl. FET.



FM Tuner HFT90 Kit \$39.95*.
 Wired \$65.95*.
 Cover \$3.95.
 "One of the best buys you can get in high fidelity kits" — AUDIOCRAFT Kit Report.
 AM Tuner HFT94 Kit \$39.95. Wired \$65.95. incl. Cover & F.E.T.




STEREO Dual Preamp HF85
 Kit \$39.95.
 Wired \$64.95.
 "Extreme flexibility" — HI-FI REVIEW
 a bargain!



Mono Power Amplifiers (50, 30, 20, 14-Watt; use 2 for Stereo) from Kit \$23.50. Wired \$41.50.



2-Way Bookshelf Speaker System HFS1 complete with factory-built cabinet: \$39.95.



STEREO Dual Power Amplifiers: New 100W HF89: Kit \$99.50. Wired \$139.50.
 70W HF87: Kit \$74.95. Wired \$114.95.
 28W HF86: Kit \$43.95. Wired \$74.95.



Mono Integrated Amplifiers: (50, 30, 20, 12-Watt; use 2 for Stereo) from Kit \$34.95. Wired \$57.95.



NEW! COMPLETE STEREO DUAL AMPLIFIER AF-4
 Kit \$38.95
 Wired \$64.95

TRUE Hi-Fi quality to drive hi efficiency speakers to concert volume.

...and in
TEST INSTRUMENTS



New Transistorized Power & Bias Supply #1020
 Kit \$19.95.
 Wired \$27.95.



Miniaturized Multi-Signal Tracer #145A
 Kit \$19.95.
 Wired \$28.95.



Vacuum Tube Voltmeter #221
 Kit \$25.95.
 Wired \$39.95.



Peak-to-Peak VTVM #232 & Uni-Probe (pat. pend.)
 Kit \$29.95.
 Wired \$49.95.



Battery-Powered Filament Continuity Tester #612. Kit \$3.95.
 Wired \$5.95.



1000 Ohms/Volt V-O-M #536
 Kit \$12.90.
 Wired \$14.90.



5" Push-Pull Scope #425
 Kit \$44.95
 Wired \$79.95.



DC-5 MC 5" Scope #460
 Kit \$79.95.
 Wired \$129.50.

Tube Tester #625
 Kit \$34.95.
 Wired \$49.95.



RF Signal Generator #324
 Kit \$26.95.
 Wired \$39.95.



Series/Parallel R-C Combination Box #1140
 Kit \$13.95. Wired \$19.95
 1350 Combinations!



6V & 12V Battery Eliminator & Charger #1050
 Kit \$29.95. Wired \$38.95
 Extra-filtered for transistor equip. #1060
 Kit \$38.95. Wired \$47.95



R-C Bridge & R-C-L Comparator #950B
 Kit \$19.95.
 Wired \$29.95.

IN STOCK! Compare, take them home — right "off the shelf" — from 2000 neighborhood dealers. Over 2 MILLION EICO instruments in use throughout the world.

© 1960 ELECTRONIC INSTRUMENT CO., INC., 33-00 N. BLVD., L. I. C. 1, N. Y.

See Page 38 for the BEST BUYS in CITIZENS TRANSCEIVERS, "HAM" GEAR and TRANSISTOR RADIOS.

CBS photos

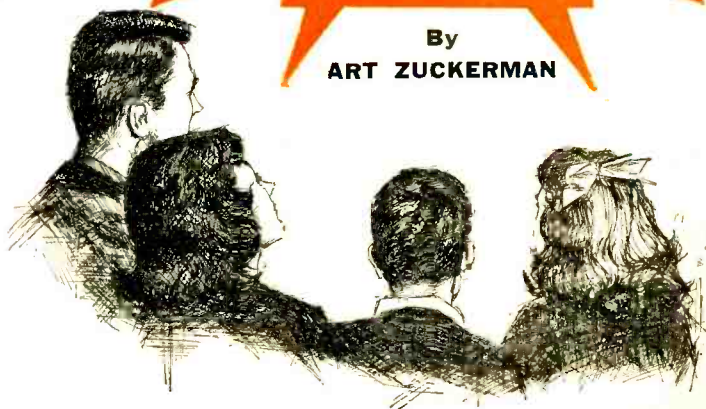


TV's Trick Techniques



WHEN Edward R. Murrow ran the "Person to Person" show, he had the craziest picture window in the world. Ed would lean back in his famous easy chair, and you would get the idea that he was talking directly to the people in the picture window—people who were hundreds of miles away.

Ever wonder how it was done? You can bet that the window wasn't a studio monitor. No receiver that big was ever built. And it wasn't a projected picture, either. The "picture window" you saw was actually nothing more than a hole cut into the side of the studio set. The trickery was done by "insetting" one TV image into another.

Insetting is the technique used for creating "split-screen" scenes and the many other picture-on-picture effects you've seen on video shows. It's all done with an electronic device called a special-effects amplifier. For all its fancy name, this is nothing more than a high-speed electronic switch. For simplicity-



Here's the lowdown on one type of video cheating that is perfectly legal



ty's sake, we'll call it a "switching amplifier."

The switching amplifier's job is to manipulate the scanning lines that create a TV image. As you know, a television image is made up of a number of "still" pictures seen in rapid succession, just like a movie. Each "still" is painted on the face of your set's picture tube at extremely high speed. An electron gun does the job, one line at a time, following the line-by-line scanning action of a light-sensitive pickup tube in the TV camera. With this in mind, let's see where the switching amplifier fits in.

Geometric Insets. Suppose we want a split-screen effect. First we aim two cameras at different subjects, and feed their outputs into the switching amplifier. At the beginning of each scanning line, the switching amplifier is adjusted to pass only the signal from Camera One. When the electron beam reaches the halfway point, the switching amplifier switches in Camera Two. After the scan is completed, Camera One is put back on the air for the start of the next line. Thus, Camera One "paints" the left half of the picture, and Camera Two "paints" the right half.

The same method created Ed Murrow's picture window. For the top part of the picture, the camera in Murrow's studio was switched in. But when the scanning action reached the spot on the studio set wall where the window was to be inset, the remote camera that was picking up Ed's "guests" was switched in.

Very interesting, you may say, but how

does the switching amplifier know when to do its stuff? It's told by an electronic kick-in-the-pants called a keying pulse. When the switching amplifier receives this pulse, it switches camera inputs. When the pulse stops, it switches back to the original input.

An instrument called a "special-effects generator" produces the keying pulse. The duration of each pulse and the time between pulses can be changed to put the inset anywhere it's wanted. You can get any shape inset you like—diamond, square, circle, stripe. You can also make the inset change shape and even expand so one scene seems to explode into another.

Color Control. Fabulous as these effects are, they represent the most rudimentary forms of insetting. Instead of just insetting a rectangular piece of one picture into another, how about taking an actor out of his surroundings and putting him in a setting many feet or even miles away?

This effect calls for more advanced tech-



"VideoScene" process uses back-grounds which are one-sixth life size. Here Japanese singing star Miyoshi Umeki is inset into a miniature Japanese garden. Colored backdrop behind Miss Umeki "keys" the switching amplifier, signaling it when to switch on the background camera. (CBS photos)

"Chroma-Key" makes possible insets in full color. Many NBC color shows, including the Tennessee Ernie Ford Show shown in this series of photos, use this system regularly. (NBC photos)



niques. It means that you want Camera One to be switched in only when it's actually scanning the actor himself. When it's not scanning him, you want the simulated setting to come in via Camera Two.

It took the invention of the color television camera to make such a fancy effect possible. With a color-discriminating device such as a color TV camera, a specific color can be used to key the switching amplifier. Whenever Camera One picks up

Chroma-Key, which is designed primarily for colorcasts, Color Camera One is focused on the subject and Color Camera Two picks up the setting. Both feed their signals to the switching amplifier in the usual way, but a sample of Color Camera One's output is also fed to a "Chroma-Keyer." This is a gadget that filters out the signal representing any specific color and then amplifies it.

Normally, the Chroma-Keyer is set to single out the blue signal. Every time the subject camera scans the blue backdrop, the Chroma-Keyer puts out a strong pulse. This pulse keys the switching amplifier.

To do its job well, a Chroma-Keyer has to make some pretty subtle color distinctions. For example, purple is composed of 50% blue and 50% red. But when it receives the combined blue and red signals representing purple, the Chroma-Keyer won't react. Only a highly saturated blue will generate the keying pulse.

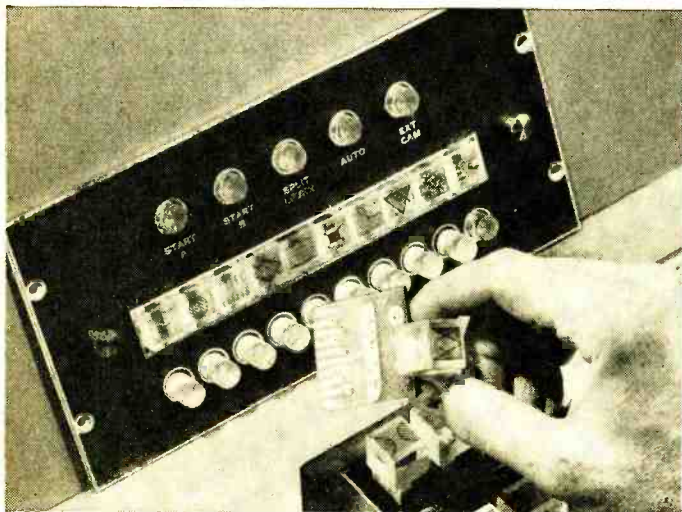
But suppose you want to do an inset with a subject on which you must show blue—a sponsor's product that comes in a

blue package, for example. This problem can be solved by setting the Chroma-Keyer to filter out red signals and then using a red backdrop behind the subject to trigger the Chroma-Keyer. However, you would not be able to show any red in the subject.

"VideoScene." The CBS "VideoScene" process has much in common with Chroma-Key, but there are lots of differences, too. At present, it's used only for black-and-white telecasts, but the "subject" camera—the one aimed at the actor—is a color camera. Only two of the color camera's three pickup tubes are put to work, however. One picks up the picture and the other puts out a signal only when it scans the blue backdrop behind the actor. This blue pickup tube generates the keying pulse directly.

Lighting is very tricky with the Chroma-Key system, since the backdrop must receive very flat lighting to keep the color in-

(Continued on page 110)



Up to 154 effects can be produced with this RCA special-effects generator. One of the most advanced units available, it uses plug-in modules that tell the switching amplifier when to switch camera inputs.

this color, it triggers the switching amplifier, causing it to switch in the output of Camera Two.

In actual practice, the actor stands in front of a backdrop which is painted a solid color. Blue is generally used because there is little blue in skin tones. The camera aimed at the actor does the keying.

When the camera scans the blue backdrop, the switching amplifier receives a pulse that makes it pick up the signal from Camera Two, the one covering the setting. When the scanning line in the camera tube reaches the actor, and therefore sees no more blue, the pulse stops, and the switching amplifier slips on Camera One again to pick up the actor. Obviously the actor can't wear a blue shirt or tie, or you'd see right through him.

"Chroma-Key." NBC's "Chroma-Key" process is a very refined system that employs the principles outlined above. With

By
KEN GILMORE

*Could it be that
the recent investigations
of radio and TV are
leading to a . . .*



SHOWDOWN for the **FCC?**

WHEN the Federal Communications Commission sat down last December to decide what it should do about quiz scandals, payola, and fraudulent advertising, John C. Doerfer, Chairman at that time, said: "This is an important moment in American history. These hearings may well determine the future course of our system of broadcasting." He did not say—although it is equally true—that the FCC's decisions might also determine the future of the FCC itself.

While no one so far has publicly suggested that the FCC be scrapped, there has been a flood of bitterly critical statements from lawmakers, educators, business and civic leaders, and the general public. Senator William Proxmire of Wisconsin has asked for drastic revisions in the Commission and its operations. Even the conservative *New York Times* has called for "vigorous, creative new leadership at the FCC." Attorney General William Rogers, in a

sharply worded special report to President Eisenhower, said that the Commission has been sitting on its hands instead of doing its job. Television critic Jack Gould summed up the FCC's endless delays and hearings as "government by vigorous postponement."

Has the FCC fallen down on the job? Here are the facts behind the FCC's latest nightmare, the quiz scandals.

Rigged Quiz Shows. On July 31, 1958, the Commission received an affidavit from a former contestant stating that the "Dotto" quiz show had been rigged. The Commission wrote a letter to CBS asking if the charge were true. CBS replied that it was looking into the matter, and promised to root out any rigging practices it found. On this evidence, the Commission dropped the case. It didn't even bother to question the former contestant who had signed the affidavit.

In September—two months later—a grand jury in New York set out to investi-

Charles Van Doren's dramatic confession of being involved in fixed quizzes sparked country-wide criticism of shady broadcasting practices and of the FCC.



gate quiz shows. The jury asked the FCC for copies of the affidavit, and requested that an FCC official appear before the jury to help with the investigation. The Commission told the jury it was busy making a general study of broadcast practices at the time, and could not comply with either request while this study was under way. With all this smoke, the Commission saw no reason to suspect fire.

In the fall of 1959—a year later—the Special Subcommittee on Legislative Oversight held its spectacular hearings, highlighted by Charles Van Doren's dramatic confession. Finally, in the face of mounting public indignation and criticism, the FCC opened its own hearings on December 7th to see what, if anything, it could do.

But the quiz scandal was merely the fuse that set off the explosion of public anger. One witness after another blasted the FCC for allowing: too much crime and violence; untruthful, offensive, excessive advertising; and generally shoddy programming on radio and TV. The Commission was besieged from every quarter for its alleged sins.

How did this situation develop? And what is the FCC really responsible for, by law?

The Public Interest. Back in the early days of radio, anyone could throw together a few tubes and wires and become a radio

station operator. Soon, the air was so full of squeals, squawks, and interference that something had to be done to bring some order into the chaos.

Congress created the FCC to act as a sort of traffic cop—to assign frequencies and set up minimum standards of operation. One of the principles it set down: the airwaves belong to the public, *not* to the broadcasters who use them. Consequently, broadcasters would have to operate in the “public convenience, interest, or necessity.” Anyone who failed to do so might have his license revoked.

How well has the FCC done the job of seeing that broadcasters operate in the public interest? Under present practice, the Commission is extremely careful when issuing *new* licenses. It holds lengthy hearings to compare the promises of all contenders as to how they will serve the public. It finally picks the one whose promises seem best, and issues the license. From that day on, it virtually ignores the licensee—his past promises are forgotten.

According to Commissioner Doerfer in a speech last November before the Television Bureau of Advertising, the Commission has been “most liberal” in its interpretation of what constitutes public service. In fact, the Commission has not refused to renew a license since 1932. (It did revoke one license

John C. Doerfer, who recently resigned as Chairman of the FCC, makes ready to testify before a congressional subcommittee.



in 1946 for fraud.) When Doerfer was asked recently what policy the Commission used for deciding whether a station's operation had been in the public interest, he admitted that "there isn't much policy."

With this attitude on the part of the FCC, it is not surprising that the public periodically gets fed up with broadcasting practices. During World War II, for example, there was widespread criticism that the FCC did not make stations fulfill their pre-licensing pledges. After its usual study, the Commission issued a publication which came to be called the "Blue Book." Its main point was that stations must live up to their pre-licensing promises about public service. If they had not met those promises when renewal time came around, they would be required to explain why.

The ensuing uproar shook Washington. Some supporters of the book were publicly accused of being Communist sympathizers, and broadcasters claimed that the little book "would destroy the American Way of Life." The outcome of the whole affair was that the "Blue Book" was simply allowed to fade away, and the FCC has not made much effort to control standards since.

In 1951, when complaints about TV programming and over-commercialization began to increase, the Commission announced that "a public conference will be scheduled at a date to be announced later, for the discussion of television broadcasting problems from the viewpoint of the public, the Commission, and the industry." To this date—more than nine years later—the conference has not been held.

Self-Regulation. Even in cases of flagrant abuse, the FCC has established a hands-off policy. For example, since 1957, the Federal Trade Commission has notified the FCC of over 100 cases of stations engaging in false or misleading advertising. What action has the FCC taken?

According to an FCC public notice, the Commission brought the FTC's complaints to the attention of the stations involved so that they—the stations—would "be in a position to consider taking action consistent with their operation in the public interest." None of these stations has ever been asked at renewal time to explain or justify its actions. License renewal is, in fact, virtually automatic. A Commissioner recently admitted that a staff member routinely spends only about five and one-half hours checking each renewal.

Whenever examples of flagrant disregard for the public interest are brought to public attention, the FCC inevitably expresses its faith in the industry's ability to "clean its own house." As recently as February 5, Chairman Doerfer recommended that stations, advertising agencies, and others involved in broadcasting set up a system of voluntary codes, and award a seal of approval to all programs and advertisements that meet code standards. Said Doerfer, "I have a strong belief that the most effective way to correct abuses in the broadcast industry is through prompt and farsighted self-regulation."

How well do voluntary codes work? Three years ago the National Association of Broadcasters began a campaign to get

rid of objectionable commercials. The code board decided that TV commercials on hemorrhoidal remedies should be banned. At the time, *Preparation H*, a remedy specifically banned by the board, had ads on 148 TV stations, 84 of which were subscribers to the code. Two weeks later, 17 stations had resigned from the code rather than give up the ads. Twenty-one others allowed their seals to be revoked. Naturally, the 64 stations who were not members of the code to begin with were not affected at all.

While the institution of an industry-wide code such as proposed by Chairman Doerfer would no doubt do much good—after all, most broadcasters are responsible citizens—it offers no remedy for those who will not abide by voluntary controls. Withholding a seal of approval is an empty and meaningless gesture in these cases. Vigorous and prompt action by the FCC under its power to demand that broadcasters operate in the public interest or lose their licenses is the only thing that will impress irresponsible operators.

Tough Job. In all fairness, it must be admitted that careful, fair regulation would be a tough job. There is a serious shortage of both staff and money. Then, too, with all the publicity about radio and TV, many of us tend to forget that this is just one of the FCC's jobs. In addition, it must: license hams and commercial engineers; assign frequencies for broadcast, experimental, emergency, governmental, military, and other services; and consult with foreign governments about matters where international cooperation is required.

But in spite of the difficulties, there are things that could be done. A first step would be change the laws so that the FCC can fine violators, or suspend their licenses for a short time. At present, the FCC's only weapon—license revocation—is such a drastic step that the Commission hesitates to use it. The FCC has asked for this change, and others.

Wanted: Leadership. Of course, the question arises, why didn't the FCC ask for laws which would provide practical methods of regulation years ago, instead of waiting until it was under fire? And here, perhaps, is the heart of the matter. For what is most desperately needed is a Commission that will take the initiative, and not have to be pushed into action.

This, in fact, was the basic issue that led to the recent resignation of Chairman

Doerfer. The immediate storm of controversy resulted from the personal favors he admitted he had accepted from one of the country's largest broadcast station owners. But it had become clear that Congress and the people felt a need for firmer leadership.

The traditional lack of leadership is partly the fault of the system, rather than of the Commissioners themselves. These men—in spite of their tremendous responsibilities—are not highly trained civil servants who have devoted a lifetime to an exacting career. They are rarely experts in the specialized field of broadcasting. They are simply political appointees who may or may not be reappointed. Their pay—\$20,000 a year—does not match the responsibility of their jobs.

The Commissioners are frequently subjected to Congressional pressure. Many Congressmen hold and have held interests in broadcast stations. This pressure, however subtle, has done little to increase the Commission's feeling of independence. Under the circumstances, it is not unusual that the FCC's first goal frequently seems to be keeping out of trouble and controversy.

Reorganization. Some people think that the entire concept of an unwieldy, slow-moving, pressure-sensitive Commission may be out of step with the times. In a similar case, Congress decided it was. In 1958, the Civil Aeronautics Administration—another independent regulatory agency like the FCC—was abolished and replaced with an agency headed by a single, efficient administrator.

One commentator suggests that a capable administrator might be able to lay down standards of honesty and program balance without the years of hearings and indecision characteristic of multi-membered boards. Many believe policy is more likely to be made and enforced by a single man, responsible to Congress and the President, than by a board of commissioners.

Whether or not this kind of thinking gains much momentum depends on the actions of the various boards—including the FCC—in the next few years. With an aroused public and a dissatisfied Congress watching its every move, the FCC is facing a showdown. What it does in the very near future will not only determine the course of the broadcast industry, but may also spell life or death for the FCC itself. —30—

Special tubes for special uses

help boost the hi in today's fi


NOW THAT transistors and other semiconductor devices have become the glamour girls of electronics, engineers in many fields treat the vacuum tube like a movie queen of the twenties—worthy of respect, but not much interest. In the hi-fi world, though, tubes are as important as ever—and with good reason. Over the past few years, new and better tubes have performed the double-barreled job of boosting the high in the fi, and at the same time reducing circuitry, cost, and size.

Hi-fi tubes fall generally into three categories: voltage amplifier tubes, power output tubes, and rectifiers. Voltage amplifier tubes in preamplifiers and amplifiers boost small input signals enough to drive power amplifiers to their rated output. Power output tubes take on the job of pushing and pulling heavy currents through an output transformer to supply signals to a loudspeaker. Rectifiers have the simple but important function of converting a.c. from the power line into pulsating d.c.

Voltage Amplifiers. Perhaps the most popular of all voltage amplifiers is the ubiquitous 12AX7, a high-gain dual triode of small dimensions but big performance. Although the 12AX7 was originally designed for non-hi-fi purposes, its heyday really began after the introduction of the early G. E. and Pickering phonograph cartridges, the first widely accepted hi-fi pickups. The low outputs of these cartridges made necessary an earlier stage of amplification ("preamplification").

The tube used as a preamplifier had to have low hum and noise, since even a minute amount of extraneous noise would be magnified by the many following stages of amplification. The 12AX7 filled the bill satisfactorily and soon made a secure niche for itself in preamp circuits, along with its lower-gain counterpart, the 12AU7, and, to some extent, the middle-of-the-road 12AT7.

Over in Europe, though, Philips of the Netherlands (a company roughly comparable to the giant electronics companies in



Tubes for Hi-Fi

By JOHN MILDER

this country) decided that the 12AX7 was one lily that could stand some gilding, and set about designing an improved version in the early 1950's. Eventually imported here by Amperex and Mullard, Philips' new 12AX7, known in Europe as the ECC83, was one of the first tubes designed specifically for hi-fi.

Employing a coil heater to reduce hum, a double-tongue mica spacer to reduce microphonics, and carefully controlled cathode materials, the ECC83 was quickly chosen by many hi-fi manufacturers in preference to the 12AX7. And it has remained a fixture in its multiple roles of preamplifier, tone control, first-stage voltage amplifier, and phase inverter. A tube of similar premium quality, the 7025, is currently manufactured in this country.


Over the past two years, the ECC83's popularity in preamps and power amplifiers has been contested a bit by a miniature pentode that goes under three different designations: the EF86 (Philips), the Z729 (Genalex—the General Electric Co. of England), and the American 6267. This tube features very high gain with extremely low noise and distortion. It has become widely used in preamp circuitry as well as in the first stage of power amplifiers, and it is frequently employed in tape recorder input stages.

Hi-fi circuits have also made room for hybrids like triode-pentodes. Although they are a little too noisy for use in preamp circuits, triode-pentodes are often employed as voltage amplifiers and phase splitters in power amplifiers. Such tubes as the 6BA8-A and the 6AN8 used in the popular Dynakit circuit (both originally video tubes) have been challenged recently by the 7199, a tube designed by RCA specifically for hi-fi circuitry.

Power Output Tubes. New power output tubes, along with new output transformers, have quietly revolutionized audio circuitry. Due in large measure to tubes like the Mullard-Amperex EL34/6CA7, the Tung-Sol 6550, and the Genalex KT88, the audiophile now can choose from a wide variety of high-power, high-performance amplifiers. To understand how power output tubes have affected amplifier design, let's take a look at the amplifier situation of a few years ago.

Back in 1954, when hi-fi was just beginning to receive public acceptance, choosing an amplifier from the shelves of an audio

Two of today's best voltage amplifiers are the ECC83 and the EF86. The 7189 and the EL84 are tubes used in medium-power output stages.




store was a far from routine experience. Almost every store selling hi-fi equipment was the scene of fairly heated arguments over the merits of amplifiers in general, and triode, tetrode, and pentode output tubes in particular. It was pretty hard to buy any amplifier without having to defend your choice.

All-triode amplifiers had long been noted for their very clean sound (the Brook amplifier with 2A3's in the output stage was one good example). But they were usually complicated, expensive, low-powered (7-15 watts on the average), and, more often than not, lacked the advantages of inverse feedback. Amplifiers using beam power tubes produced more power (18-25 watts on the average) but they naturally fell victim to the increased distortion of the tetrode.

The popular Williamson circuit partially solved the problem by connecting tetrodes as triodes. It used Genalex KT66's, beam-power tubes capable of about 30 watts output. In Williamson's circuit, connected as triodes, they produced about 15 watts at extremely low distortion.

If the choice seems a bit confusing now, it was even more so at the time. It was up to the audiophile of 1954 to decide between all-triode amplifiers with 2A3's or 6B4's, "Williamsons" with KT66's, 807's, or 5881's,



Widely used high-power output tubes include the KT66, the KT88, the EL34/6CA7, and the improved 6L6GC.

and units using tetrodes such as 6V6's or 6L6's. And if he wanted anything approaching today's 50-watt amplifiers, he had to dig deep into his wallet.

The situation improved somewhat with the introduction of the "Ultra-Linear" or distributed-load circuit. Using new transformers with special primary taps connected to the output tube screens, the Ultra-Linear circuit allowed tubes like the KT66 to produce from 30 to 50 watts at low distortion. Then tube designers went to work in earnest and came up with today's EL34, 6550, and KT88—tubes designed to take fuller advantage of any circuit.

Drive Requirements. The most obvious feature of today's output tubes is their ability to produce far more power than their former counterparts. The extra power is more than welcome for driving low-efficiency speaker systems. Just as important, though, is the fact that the new tubes produce their rated power with small driving voltages. This has often enabled amplifier designers to dispose of a stage of voltage amplification, with many attendant benefits.

The simpler circuitry allows better control of phase distortion, easier application of feedback, and simpler, more economical construction. The last of these advantages

has been a tremendous dividend for the kit-builder, who can now build even a dual stereo amplifier in less time than it once took to complete a medium-power Williamson circuit, and do it at much less cost per watt.

The EL34, used in such amplifiers as the Dynakit Mark II and the EICO HF-60, is a good example of what the new tubes offer—increased output, higher transconductance and lower drive requirements. Its smaller brother, the EL84 (see cutaway drawing on page 49), also has some marked advantages over its old counterpart, the 6V6; it offers almost three times more transconductance and thus demands considerably less drive voltage. Both the EL34 and the EL84 use a gold-plated grid and special grid radiating fins for low primary grid emission. This permits use of a larger grid resistor and, therefore, results in higher gain from the driver.

One of the newest of the high-power tubes, the KT88, will actually deliver 27 watts in triode-connected class A service and up to 100 watts in Ultra-Linear operation. It is used in such amplifiers as the


(Continued on page 116)

6 and 2

Meter Transmitter



**Globe "Hi-Bander" delivers
60 watts c.w., 50 watts 'phone**



WITH both the six- and two-meter bands now open to hams, a single transmitter for these bands is bound to be a popular unit. The "Hi-Bander" VHF-62 puts out 60 watts c.w. or 50 watts 'phone on either band. Made by Globe Electronics, Inc., of Council Bluffs, Iowa, this versatile rig comes in kit form for \$119.95 or completely wired for \$149.95.

Circuit Features. Considering its power and complex circuitry, the transmitter is quite compact, measuring only 8" x 8" x 14". An array of front panel switching and tuning controls makes each of the four r.f. stages readily accessible for tuneup. The link-coupled 6146 final operates straight-through on both six and two meters.

On the six-meter band, a crystal operating slightly above 8 mc. is tripled by a 5763 oscillator to a little over 25 mc. This is followed by a 5763 doubler and a 5763 buffer driving the 6146 final in the 50-mc. band. On two meters, another 8-mc. crystal is tripled to about 24 mc. by the oscillator. But the second 5763 operates as a tripler and the third as a doubler, driving the final in the 144-mc. region. In the audio section, a pentode-triode 6U8 drives a 6L6 modulator and provides adequate gain for quality crystal mikes.

You'll find a big, burly power transformer in the power supply that will stand up under plenty of long rag-chew stints. If you want to use an external power supply for mobile work, you'll find the accessory power socket convenient. This socket can also be used for powering VFO's or other low-drain devices.

Two coax r.f. output jacks are provided, one for six meters and one for two meters. The dual output is a blessing if you use separate antennas. But with all-band antennas, you'll have to switch the antenna from jack to jack.

Comment. The wiring is straightforward. As you might expect, a lot of coils are necessary for a rig that multiplies from 8 to 144 mc., but adequate room is provided for all components. To compensate for the relatively complex r.f. section, the audio circuitry features printed coupling networks. These handy "packaged" units include not only the coupling capacitor and plate and grid resistors, but the screen-dropping resistor and bypass capacitor as well.

The Globe "Hi-Bander" has that chock-full-of-power look. And plenty of power the VHF-62 has—more than enough to make a big sound on six and two meters, or to drive a high-power linear amplifier.



By FRED B. MAYNARD

Transistorized DC-to-AC Converter

... powers 117-volt a.c. appliances in your car

SPRING IS HERE and you'll soon be using your car for camping and hunting trips. Wouldn't it be handy to be able to use your electric shaver or short-wave set on these trips? Here's a compact transistorized converter that will allow you to do just that. It plugs right into your car's cigarette-lighter receptacle and provides 117 volts a.c. at enough power to operate many small electrical units.

Also a valuable gadget for traveling sales people, the transistorized converter will operate a low-power office dictating machine, allowing the user to do some of his paper work on the run. It will even power a small soldering iron, in case emergency repairs are called for.

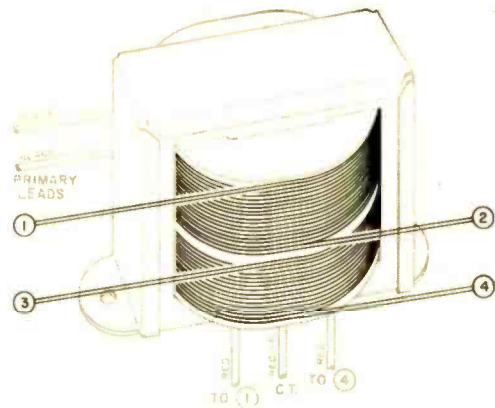
The converter operates from a 12-volt automobile electrical system with an efficiency of about 75%. It puts out nearly 117 volts at approximately 60 cps when powering a 40-watt load. And although it costs about \$15 — nearly as much as a ready-made unit — you'll find that it drains much less from your battery than commercially available vibrator converters. Then, too, there is no vibrator to replace.

Construction is relatively simple when you follow the pictorial diagram. The unit is built in a 4" x 5" x 6" aluminum box which also serves as a heat sink for the transistors. Use the transistor mounting kit specified in the parts list to

assure good heat transfer from the transistors to the box. Mount *LI* away from the other components since it gets very hot during operation.

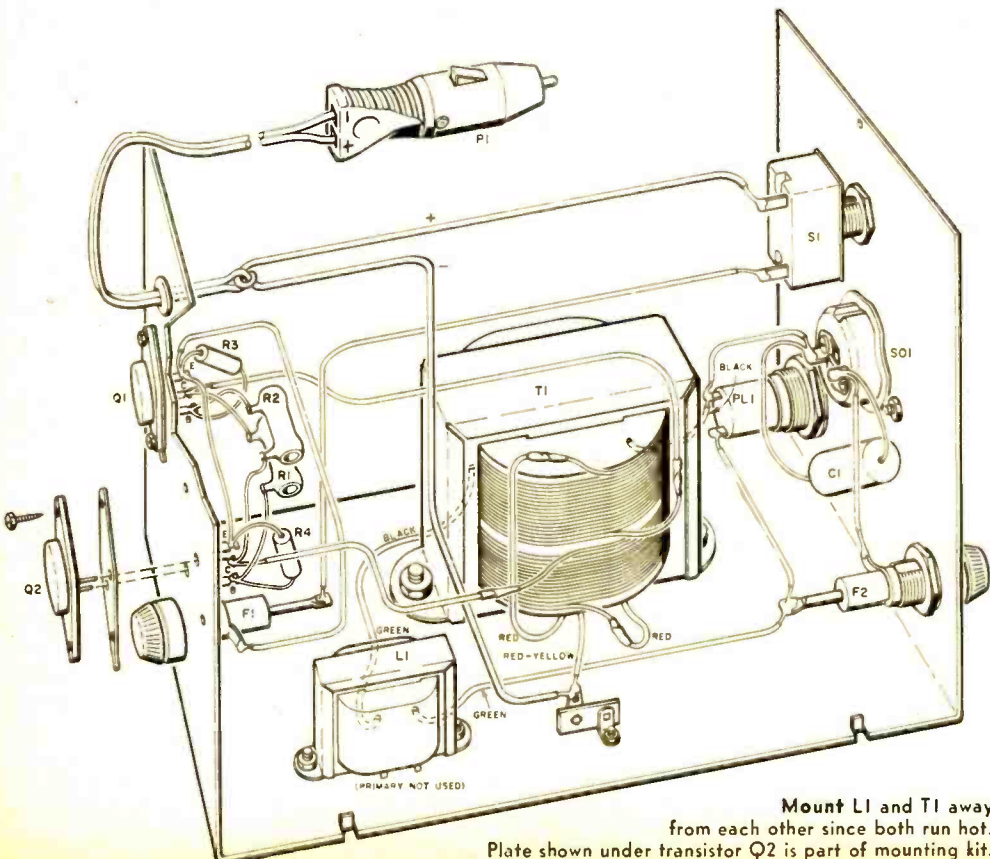
The cigarette-lighter plug (*P1*) is connected to the converter with rubber-insulated lamp-cord. Pass this lead through a grommet on the transistor side of the box.

To raise the converter's output voltage to 117 volts, transformer *T1* must have its 24-volt center-tapped winding rewound for 20 volts. This is accomplished easily without disturbing the original transformer windings by placing two 16-turn voltage-bucking windings side-by-side over the original windings as shown on the pictorial detail at right. Use about 10½ feet of No. 20 Formvar wire for each 16 turns. The direction of the windings is not important as long as both are wound the same way. Be careful not to scrape the Formvar insulation from the wire when passing it between the frame and the original windings. Tape the completed windings in place with plastic tape.



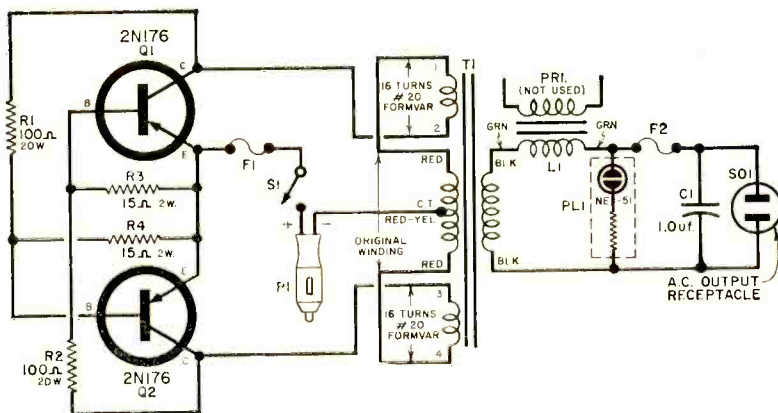
Transformer T1 needs two additional windings to raise converter's output voltage. Secure windings with plastic tape.

Now the new windings must be connected to the 24-volt center-tapped winding so that the voltages buck. This is a trial-and-error process. First solder one lead from either end of the 24-volt winding to either one of



Mount LI and T1 away from each other since both run hot. Plate shown under transistor *Q2* is part of mounting kit.


Check the polarity at car's cigarette-lighter socket before wiring plug. Choke L1 is secondary of 117-volt filament transformer.



PARTS LIST

- C1—1- μ f., 400-volt paper capacitor
- F1—5-amp., 250-volt fuse (Littlefuse 3AG or equivalent)
- F2— $3/4$ -amp., 250-volt fuse (Littlefuse 3AG or equivalent)
- L1—6.3-volt, 1.2-amp. secondary of filament transformer (Stancor P6134 or equivalent—117-volt primary not used)
- P1—Cigarette-lighter plug
- PL1—NE-51 neon lamp
- Q1, Q2—2N176 power transistor
- R1, R2—100-ohm, 20-watt wire-wound resistor
- R3, R4—15-ohm, 2-watt resistor
- S1—S.p.s.t. toggle switch
- SO1—Standard a.c. receptacle
- T1—Filament transformer; 117-volt primary; 24-volt, 2-amp. CT secondary (UTC FT-10 or equivalent)
- T2—Power transistor mounting kits (Motorola MK-20 or equivalent)
- 1—Pilot light assembly (Dialco 931 or equivalent)
- 1—4" x 5" x 6" aluminum box (Bud CU2107A or equivalent)

Transistors Q1 and Q2 use box as heat sink. Power transistor mounting kits are necessary to isolate Q1 and Q2 electrically from box.



the outside leads (1 or 4) of the 16-turn windings. Solder the lead from the other end of the 24-volt winding to the remaining outside lead (1 or 4). Then apply 117 volts a.c. to the primary of the modified transformer, and measure the voltage across the two inside leads (2 and 3) of the new windings. If this voltage is *lower* than the voltage across leads 1 and 4, the trial has been a success, and you simply connect leads 2 and 3 to the transistor collectors as shown on the schematic. If the voltage across leads 2 and 3 is higher than that across leads 1 and 4, just reverse the connections from the original 24-volt winding to leads 1 and 4. Repeat the measurements to double-check.

To operate the converter, switch S1 off and insert P1 in the automobile cigarette-lighter socket. Plug in the appliance at SO1. Up to 40 watts can be drained at normal house-supply voltage; appliances drawing between 40 and 50 watts will re-

HOW IT WORKS

Transistors Q1 and Q2 operate as a multivibrator oscillator generating square waves at a frequency close to 60 cps. The generated square waves are stepped up in voltage by transformer T1 to about 117 volts. Hash filter L1-C1 clips high-voltage spikes from output of T1. Receptacle SO1 connects to output of "hash" filter. Presence of output voltage at SO1 is indicated by pilot lamp assembly PL1.

duce the output potential to about 100 volts.

Now switch on S1 to apply the 12 volts to the converter. Operation will be instantaneous. One word of caution, however: always keep an appliance plugged into SO1 when the converter is in operation. This will keep the output voltage down and prevent damage to the converter. —30—

INSIDE the Hi-Fi Tape Recorder

Tape Transport Mechanisms

By JOSEPH MARSHALL



THE MECHANICAL PROBLEMS in designing a tape deck are easily defined. We must have a mechanism that (1) pulls the tape past the heads at a constant speed, (2) winds the tape onto a take-up reel after it passes the heads, and (3) rewinds (and sometime winds) the tape rapidly after record or playback.

As is usual in the hi-fi field, however, solving these problems satisfactorily and economically isn't as easy as it might seem at first thought, and it has taken brilliant engineering to produce good tape recorders at a price most people can afford to pay.


Moving the Tape. Simply having the take-up reel pull the tape past the head would be an obvious way to move the tape. This method, however, would not work well because one revolution of a nearly empty reel would move the tape much more slowly than one revolution of a nearly full reel. It might be possible to devise a drive system that would revolve the take-up reel progressively slower as the tape piled up on it,

but it would be very difficult for such a system to maintain a constant tape speed.

The universally accepted solution is to move the tape by pinching it between two rollers. A rubber pressure roller holds the tape firmly against a motor-driven revolving shaft, or capstan, and the tape moves at a constant speed. This is called "capstan drive."

After the tape passes the tape head, it has to be wound onto the take-up reel. The problem here is that the reel should turn fast when it is empty and more slowly as it begins to fill up. This can be arranged by driving the take-up reel with a slipping mechanism.

When the capstan delivers tape to an empty reel—at a speed of $7\frac{1}{2}$ inches per second, let us say—an entire revolution may be necessary to take up this $7\frac{1}{2}$ inches of tape. But as the reel begins to fill up, each complete revolution will take up more than $7\frac{1}{2}$ inches of tape. The capstan, however, still delivers tape at the rate of only $7\frac{1}{2}$



inches per second, and the tape begins to exert a greater pull on the take-up spool.

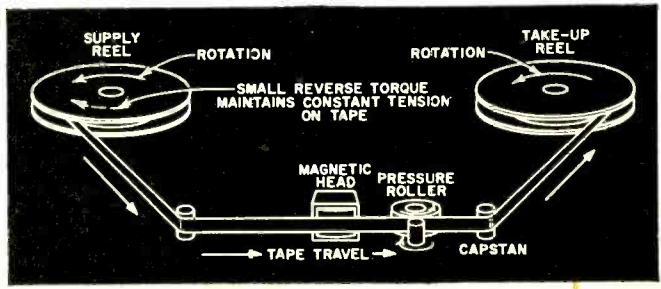
As the load increases, the drive begins to slip and full power is not communicated to the take-up reel. As a result, the take-up reel will turn at a steadily decreasing speed as it fills up, but it will always provide enough tension to take up the tape delivered by the capstan drive.

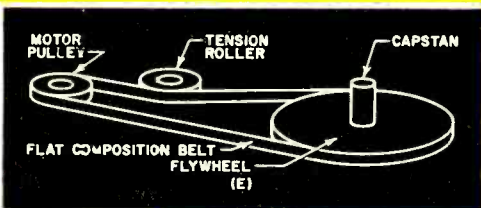
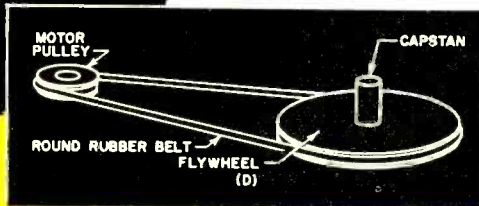
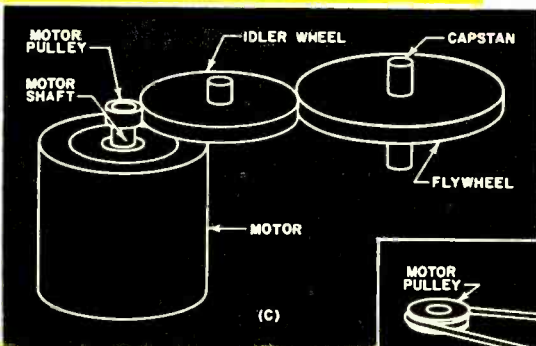
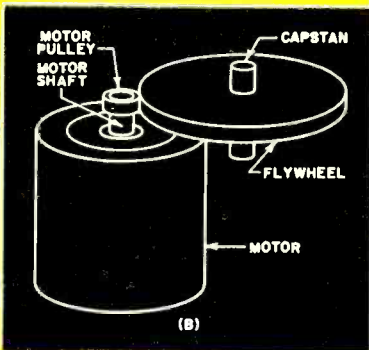
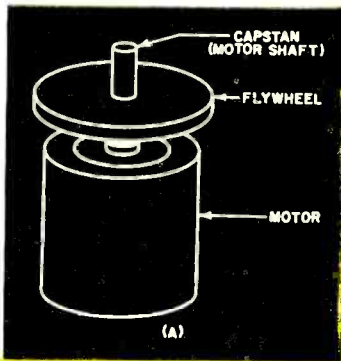
Shifting our attention to the tape supply system, we encounter the problem of maintaining constant tension on the tape as it is

fed to the capstan. The tape must provide a constant load to the capstan. Most tape recorder designers handle this problem by using a slipping drive on the supply reel to provide tape tension.

By combining these three mechanical elements, we end up with a tape transport system like that shown in Fig. 1. There are three different forces in action: (1) the capstan drive pulling the tape past the heads, (2) the take-up reel winding up the tape as it comes from the capstan, and (3)

Fig. 1. Basic elements of a tape transport system are the capstan drive, tape take-up reel, and the tape supply reel.





the supply reel feeding the tape to the capstan under constant tension.

As in disc recording, it is essential to maintain as constant a speed as possible, and ways of achieving speed regulation are generally similar to those used in record players. Speed regulation begins with the motor, and, other factors being equal, hysteresis motors are preferable to four-pole motors because their speed is independent of line-voltage fluctuations. Usually, a heavy flywheel in the drive system smooths out any remaining speed variations.

Capstan-Drive Systems. Capstan drives can be divided into four general categories: direct drive, rim drive, idler drive, and belt drive (see Fig. 2).

In the direct-drive system shown in Fig. 2(A), the motor shaft itself serves as the capstan, with the flywheel mounted directly on the shaft. Because there is no linkage of any kind between motor and capstan, the possibility of slippage, belt stretching, flat spots on idlers, etc., is minimized.

In the rim-drive system of Fig. 2(B), the flywheel is mounted on the capstan shaft and is driven by a pulley on the motor shaft. Usually the flywheel has a rubber tire on its rim and the motor pulley is metal, but occasionally this arrangement is reversed, with a rubber motor pulley driving a metal flywheel.

Idler drives interpose an idler wheel between the motor and the capstan flywheel, as diagramed in Fig. 2(C). The idler is usually mounted on a

Fig. 2. Various types of capstan drive systems are direct drive (A), rim drive (B), idler wheel drive (C), round rubber belt drive (D), and flat composition belt drive (E).

Diagrams adapted from "Tape Recorder Manual, Vol. 3," copyright 1959 by Howard W. Sams

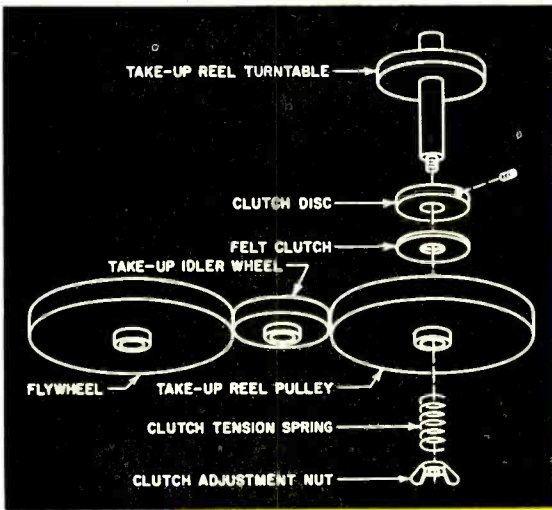


Fig. 4. Slipping-belt method for achieving a slipping drive.

moveable plate and is held by a spring against the motor pulley and the capstan flywheel.

In belt drive, the motor shaft is coupled to the capstan by means of a continuous belt. To maintain constant tension, the belt may be elastic as in Fig. 2(D), or it may be a composition belt under tension by a roller as in Fig. 2(E).

Slipping Drives. Both the supply and take-up reels require slipping drives. There are two commonly used mechanical slipping drives: the clutch type, and the belt type.

The slipping-clutch type is illustrated in Fig. 3. Here, the take-up reel turntable rests on the take-up pulley, and there is a felt disc between them which communicates the torque from the pulley to the turntable. The felt clutch provides direct drive from the pulley to the turntable as long as the load does not exceed a certain limit. But when this limit is reached, it will begin to slip and then the take-up turntable will receive only part of the torque and will turn more slowly. Adjustment of the point at which the felt disc begins to slip is made by tightening the nut at the bottom of the assembly.

The slipping-belt linkage is illustrated in

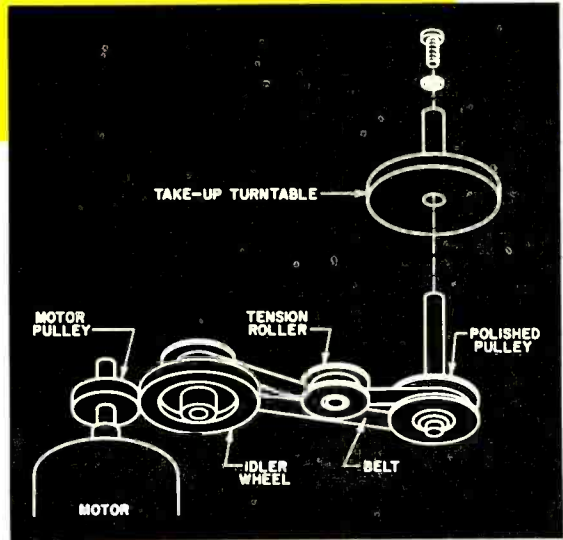


Fig. 4. In this case, the take-up reel turntable is securely fastened to a pulley which has a highly polished surface. When the load on the take-up reel increases beyond a certain point, the belt begins to slip on the pulley, reducing the speed of the take-up turntable. An adjustable tension roller maintains the correct tension on the belt. Back-tension on the supply reel is supplied by similar slipping-clutch or slipping-belt systems.

Another way of providing a slipping drive is to use separate motors for the supply and take-up drives. This system is arranged so that the supply reel tends to revolve count-

(Continued on page 112)

power megaphone

SUMMERTIME TRANSISTORIZED PROJECT by LOU GARNER

YOU CAN USE a power megaphone at many outdoor events. It's handy when boating, for example, or for calling the gang to chow at picnics and beach parties. And it's just the ticket for announcing umpires' decisions and scores at outdoor games or for gathering in lost souls who have wandered off in the woods.

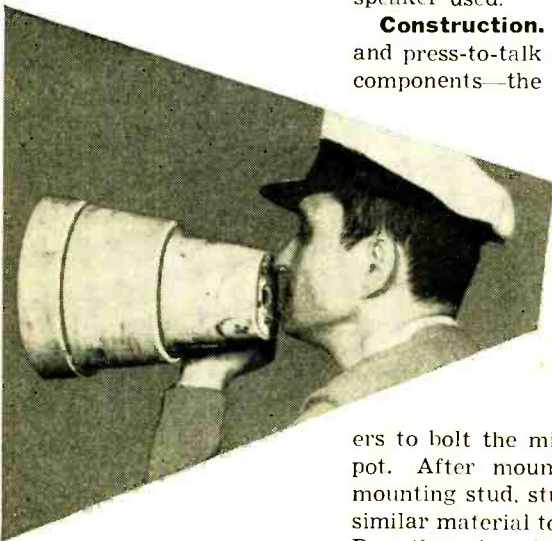
The low-cost unit shown here can be built for under \$15. Its megaphone-like housing consists of two plastic flower pots bolted together. Choose pots so that the top of the smaller rear unit fits within the bottom of the pot in front; the larger pot must be big enough to accommodate the speaker used.

Construction. Mount the microphone cartridge (*Mic.*) and press-to-talk switch *S1* in the smaller pot. All other components—the single-stage transistor amplifier, loudspeaker, and batteries—are mounted in the larger pot. Any standard carbon microphone cartridge will do, but it's best to choose a sensitive unit. The author's megaphone uses a mike picked up at a local surplus store for about three dollars. If you prefer a standard commercial unit, obtain a Shure Type R10 cartridge.

Use plastic foam rings or washers to bolt the microphone to the bottom of the smaller pot. After mounting the switch and the rear-handle mounting stud, stuff the smaller pot with plastic foam or similar material to cut down acoustic feedback and rattle. Run the microphone and switch leads through the hole in the bottom of the larger pot.

Choose a quality loudspeaker with as heavy a magnet as you can afford, and attach it to a circular piece of perforated Masonite with plastic foam rings or washers. Cut the Masonite to fit the larger flower pot; the holes in the Masonite should be large enough to serve as sound ports. Transistor *Q1* and bias resistor *R1* are mounted on a small aluminum chassis attached to the rear of the speaker; machine screws secure the battery holders to the rear of the larger flower pot.

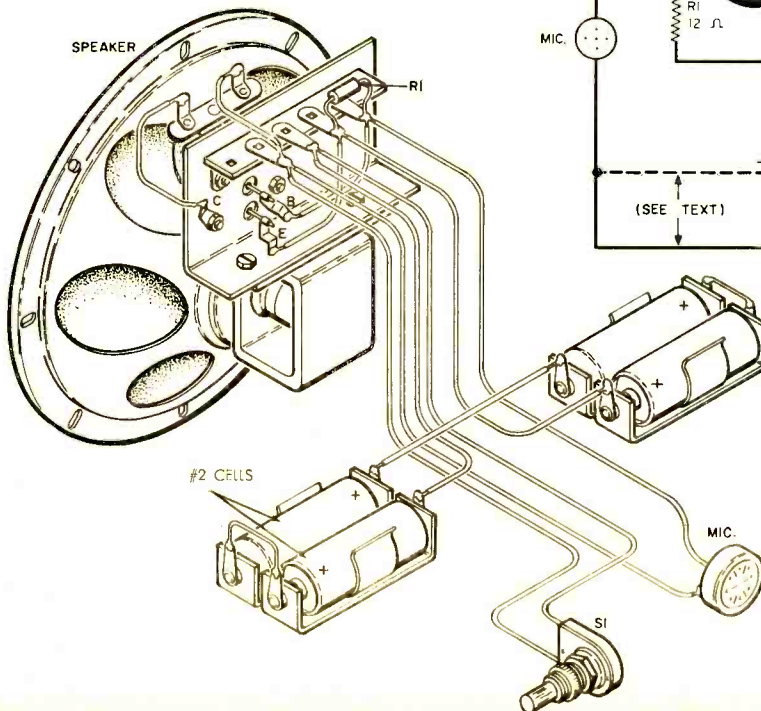

Two different microphone connections are possible, depending on the individual characteristics of the cartridge. In either case, one microphone lead connects to the



transistor's base electrode and the other to either the -3- or -6-volt battery terminal as shown on the schematic. Try both, and use the connection delivering maximum output at minimum distortion. If you decide upon -3 volts, be sure to disconnect the lead between the microphone and the -6-volt terminal.

Operation. With wiring completed and checked, install the batteries, being certain to use fresh ones (a high-resistance cell can cut power output drastically). Take care to observe polarities: positive terminals on the battery holders can be identified with dabs of red fingernail polish.

Hold the microphone close to your mouth, pointing the unit in the direction you wish to project your voice. Depress the push button and speak in a slightly-louder-than-normal voice. Release the button to turn the unit off.

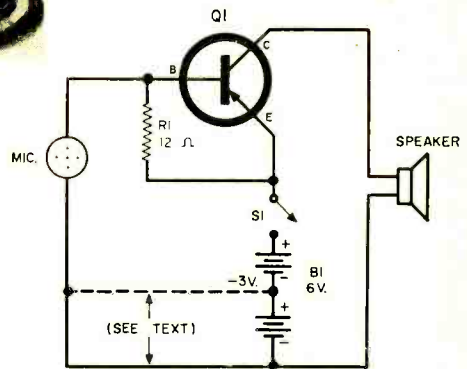


HOW IT WORKS

The megaphone is a single-stage common-emitter amplifier using a *p-n-p* power transistor. Audio input is supplied by the carbon microphone; the PM loudspeaker serving as a collector load is coupled directly to the transistor. Resistor *R1* stabilizes base bias; power is supplied by a 6-volt battery. The microphone is connected to either the -3- or -6-volt battery terminal, depending on the sensitivity of the mike used.

PARTS LIST

- BI*—6-volt battery (Four Burgess #2 cells in series)
- Q1*—2N255 transistor (CBS)
- R1*—12-ohm, 1/2-watt carbon resistor
- S1*—S.p.s.t. momentary-contact push-button switch
- Mic.*—Carbon microphone cartridge (see text)
- 2—Plastic flower pots (see text)
- 1—Small aluminum chassis (see text)
- Spkr.*—PM loudspeaker (see text)
- Misc.*—perforated Masonite, handle, battery holders, terminal strip, etc.




battery-powered intercom

SUMMERTIME TRANSISTORIZED PROJECT by LOU GARNER

CHANCES ARE you'll find dozens of uses for a two-station intercommunication system at your summer vacation spot. An intercom could be installed between the main lodge and the boathouse at a fishing camp, for example. At a hunting camp, it might provide communication between the lodge and the dog kennels. Or, in a simpler setup, it could be installed between any two cabins or tents.

Lack of a power line often restricts use of electronic equipment. But the intercom described here has no such limitations. Because it's fully transistorized, the unit needs only standard flashlight cells to operate.

The complete system consists of two stations connected together with two-conductor "zip-type" line cord. The remote station is simply a small PM loudspeaker mounted in a metal or wooden baffle. The master station



contains a similar loudspeaker, plus the system's amplifier, power supply, and operating controls.

Construction. Assemble the master unit in a small wall-type loudspeaker baffle equipped with button-type "bumper" feet. The PM loudspeaker and pair of dual-battery holders are attached to the baffle with machine screws and nuts.

Assemble the transistorized amplifier on a small "chassis" made up of aluminum and perforated Masonite. An all-aluminum chassis can be used if the transistor cases are insulated with mica washers. Chassis size, circuit

POPULAR ELECTRONICS

layout, and wiring are not critical, but care must be taken to observe all d.c. polarities. The model uses Lafayette SP-147 transistors, low-cost equivalents of the CBS 2N255 specified in the parts list on the next page.

Once assembled and checked, the amplifier chassis can be attached to the baffle with long sheet-metal screws. Cut out a piece of the baffle's side wall to permit access to on-off switch *S2* and talk-listen switch *S1*.

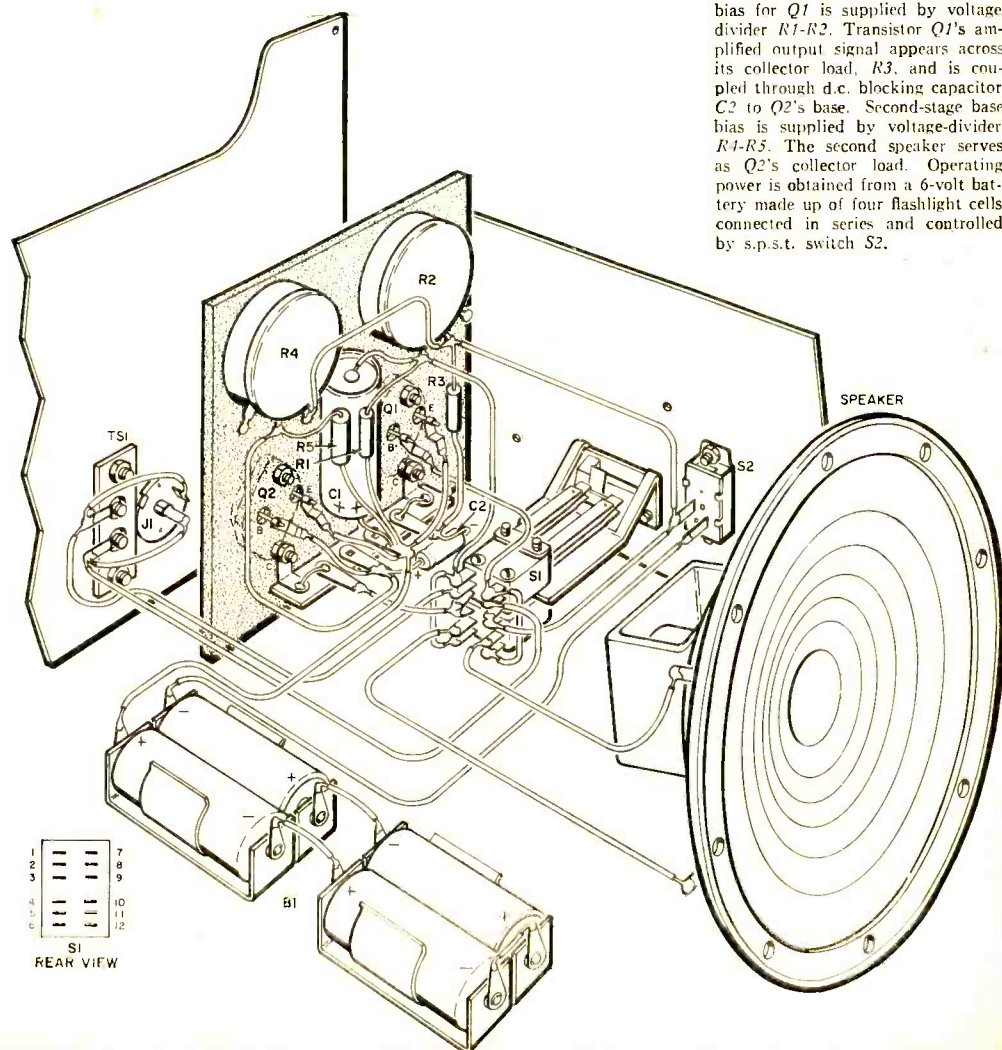
For connection to the remote station, dual outlets are provided—a conventional two-terminal screw-type strip, and a two-conductor jack (*J1*). These dual outlets are hooked up in parallel and permit use of the master station in both permanent and temporary installations. For temporary setups, the line from the remote station can be terminated in a plug matching the master station's jack.

Operation. After the wiring has been completed and checked for errors, install the four flashlight cells. You can use dabs of red fingernail polish to identify battery

HOW IT WORKS

The intercom is a two-stage resistance-coupled amplifier using *p-n-p* power transistors in the common-emitter arrangement. When *S1* is in its "talk" position, the master unit's built-in speaker serves as a microphone, with the amplifier driving the external remote speaker. Turning *S1* to "listen" reverses the speaker roles.

In operation, the input signal obtained from the speaker serving as a microphone is applied to *Q1*; base bias for *Q1* is supplied by voltage divider *R1-R2*. Transistor *Q1*'s amplified output signal appears across its collector load, *R3*, and is coupled through d.c. blocking capacitor *C2* to *Q2*'s base. Second-stage base bias is supplied by voltage-divider *R4-R5*. The second speaker serves as *Q2*'s collector load. Operating power is obtained from a 6-volt battery made up of four flashlight cells connected in series and controlled by s.p.s.t. switch *S2*.




auto safety flasher

SUMMERTIME TRANSISTORIZED PROJECT by LOU GARNER

A SIMPLE engine breakdown or flat tire can turn from a minor inconvenience to a major tragedy if it occurs at night on an unlit highway. The parked car, even if driven off the highway onto the road's shoulder, can become a deadly target for other motorists.

Such danger can be minimized with this easily assembled safety flasher. Plugged into your car's cigarette-lighter receptacle, the device supplies a rapidly flashing bright-red light to warn approaching motorists. What's more, the unit's transistorized circuit requires so little current that the instrument can be left operating for hours—even overnight—without excessively draining your car's battery.

Construction. The circuitry is assembled on a small aluminum chassis which is in turn mounted inside an



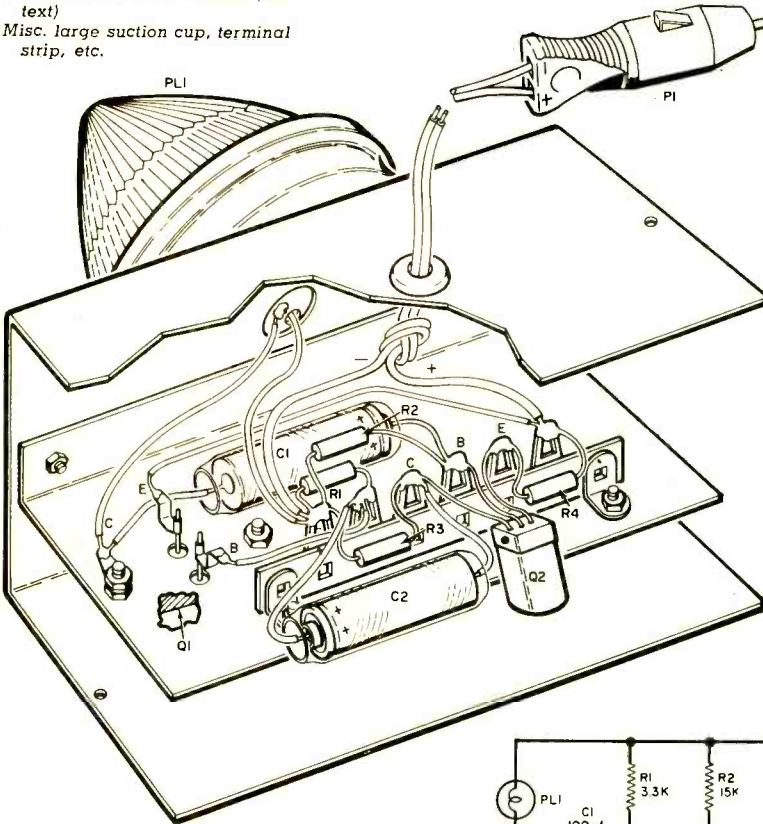
aluminum Minibox. The chassis can be made from a discarded cookie sheet; simply cut out a small piece using a pair of tin snips or a hacksaw, then bend it to shape in a vise.

Take special care to observe all d.c. polarities when wiring. This applies not only to electrolytic capacitors *C1* and *C2*, but also to plug *P1*. Most American-made automobiles manufactured since 1955 have a negative ground, but you'd best check your car battery to determine whether its positive or negative terminal is grounded to the car frame. Wire *P1* accordingly.

Machine screws hold transistor *Q1* in place, with base

PARTS LIST

- C1, C2—100- μ f., 15-volt electrolytic capacitor
 P1—Cigarette-lighter plug and cord (Mallory R675)
 PL1—12-volt clearance-light assembly (Pathfinder 666P)
 Q1—2N554 or 2N307 transistor
 Q2—CK722 transistor
 R1—3300 ohms all resistors
 R2—15,000 ohms
 R3—470 ohms 1/2 watt
 R4—120 ohms
 1—4" x 2 1/4" x 2 1/4" Minibox
 1—Small aluminum chassis (see text)
 Misc. large suction cup, terminal strip, etc.



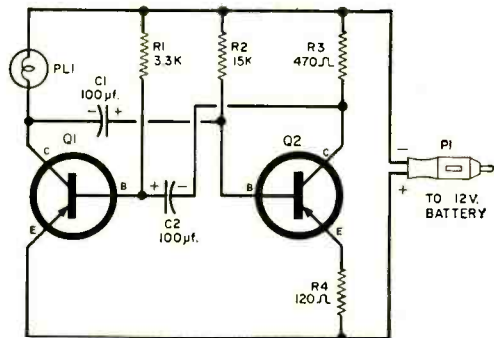
HOW IT WORKS

The flasher is a collector-coupled multivibrator with a low repetition rate. In operation, transistor Q1 conducts, supplying a signal which "cuts off" transistor Q2. After a period determined by the time constant of R2-C1, transistor Q2 starts conducting, cutting off the first unit. After a period determined by the time constant of R1-C2, Q1 repeats its cycle.

Current drawn by transistor Q1 lights 12-volt bulb PL1 which serves as Q1's collector load. Since the heavy current flow is in relatively short pulses, the average current drain is quite low, assuring minimum drain on the car's battery.

and emitter connections made with small clips. The smaller transistor, Q2, is soldered directly to the terminal strip which acts as a tie-point. Use care when installing Q2 to avoid overheating. In soldering, grasp each lead with a pair of long-nose pliers between the point being soldered and the body of the transistor itself. The pliers serve as a heat-sink to conduct heat away from the transistor.

Operation. To use the completed unit, uncoil the power cord and attach the flasher to your car's body (a large suction cup on the bottom will hold the flasher on the



car's top, hood, or rear deck). Remove the car's cigarette lighter and insert the flasher's power plug (P1) in its place.

If the flasher doesn't operate immediately, unplug it, wait a few seconds, then plug it in again.

transistorized pocket receiver

SUMMERTIME TRANSISTORIZED PROJECT by LOU GARNER



HERE'S a little receiver you can assemble in a single evening. It is an excellent construction project for the hobbyist who has "graduated" from the crystal set but isn't quite ready to tackle a superhet. The small size of the completed unit makes it especially attractive: the entire receiver is about as big as a package of king-size cigarettes.

Although the radio lacks some of the features of commercial superheterodynes, its three-stage circuit has amazing sensitivity. You'll find that it will pick up most local stations within its tuning range with the short external antenna specified.

Construction. The receiver is housed in a small clear-plastic case. In the author's model, the case was given a finished appearance by applying a layer of self-adhering Contact plastic. But you can leave the case "as is," if you prefer, or finish it with a coat or two of enamel.

Small transistor sockets are mounted on a tiny "L-shaped" chassis cut from a scrap piece of aluminum. Operating power is supplied by a 3-volt power pack made up of two penlight cells in series. A standard battery holder is used for convenience in replacing batteries; positive terminals are identified with dabs of red fingernail polish.

Adjusting coil *L1*'s ferrite "slug" tunes the set. But since the variation in coil inductance is not adequate to cover the entire AM broadcast band (540-1600 kc.), a



compression-type, 45-380 μf . capacitor ($C1$) is used to tune $L1$ for best coverage of stations in your area. Simply set $C1$ for optimum local-station pickup with $L1$ in the middle of its range.

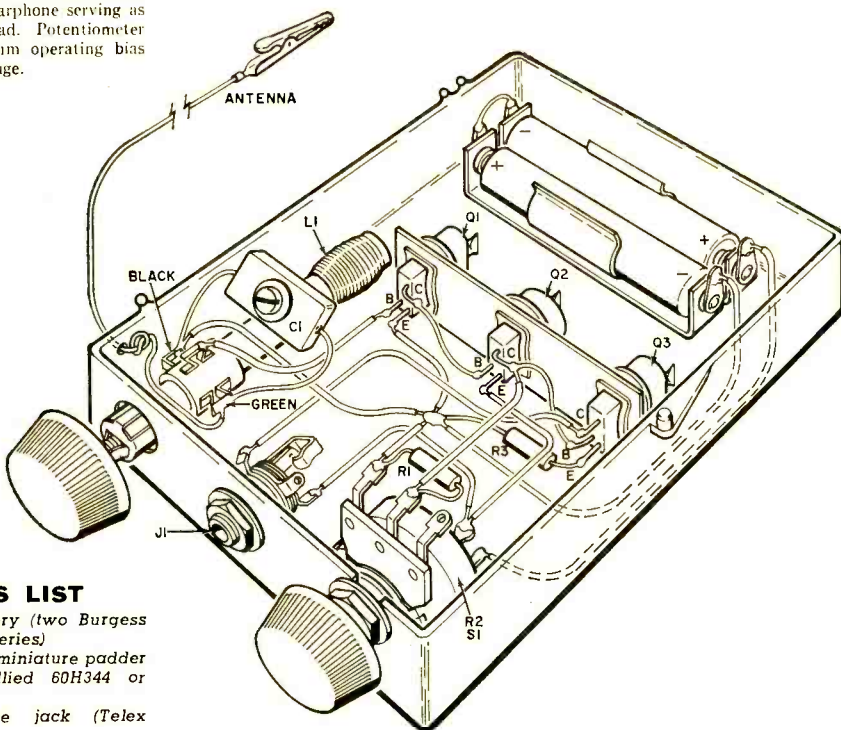
Attach a 6' to 8' flexible lead to $L1$'s green terminal to act as an external antenna. Solder a small alligator clip at the end so the lead can be clipped to a window screen or a longer antenna for reception of more distant stations.

Operation. Install the battery and the transistors, after trimming the transistor leads to about $\frac{1}{4}$ ". Extend the antenna lead and connect a high-impedance (at least 2000-ohm) magnetic earphone to output jack $J1$.

Turn the set on and adjust $R2$ until you hear a slight hissing in the earphones. Then tune in the desired station by adjusting $L1$'s slug; readjust $R2$ for best volume. —30—

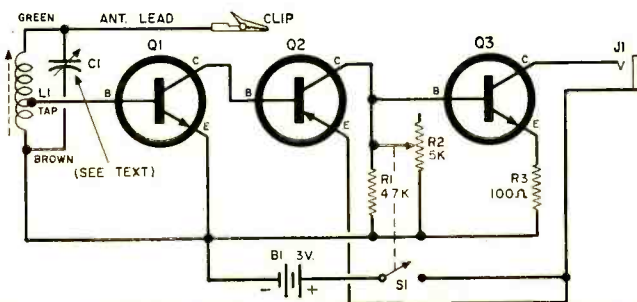
HOW IT WORKS

The receiver is basically a detector followed by two stages of audio amplification. All stages are directly coupled through use of complementary $n\text{-}p\text{-}n$ and $p\text{-}n\text{-}p$ transistors; the common-emitter arrangement is employed in all three stages. First-stage transistor $Q1$, operated without base bias, detects the incoming r.f. signal selected by tuned circuit $L1\text{-}C1$. Transistors $Q2$ and $Q3$ amplify the signal for application to the magnetic earphone serving as $Q3$'s collector load. Potentiometer $R2$ selects optimum operating bias for the output stage.



PARTS LIST

- B1—3-volt battery (two Burgess #7 cells in series)
- C1—45-380 μf . miniature padder capacitor (Allied 60H344 or equivalent)
- J1—Subminiature jack (Telex JPM-02)
- L1—Ferrite antenna coil (Lafayette MS-299)
- Q1, Q3—2N170 transistor
- Q2—2N107 transistor
- R1—4700-ohm, $\frac{1}{2}$ -watt resistor
- R2—5000-ohm miniature potentiometer, with switch S1 (Lafayette VC-27)
- R3—100-ohm, $\frac{1}{2}$ -watt resistor
- S1—S.p.s.t. switch (part of R2)
- 1—Small aluminum chassis (see text)
- 1— $3\frac{5}{8}$ " x $2\frac{3}{4}$ " x $1\frac{1}{16}$ " (approx.) plastic box
- 1—High-impedance magnetic-type earphone (Lafayette MS-260 or equivalent)
- Misc. battery holder, miniature knobs, alligator clip, etc.





The Case of the Elusive Harmonic

A YOUNG ham friend of mine arrived at my shack not too long ago with his hat in one hand, an FCC violation citation in the other, and a morose expression on his face.

"How did you earn this, Bob?" I asked, reaching for his "pink ticket."

"I don't really know, Chuck," he replied weakly. "I've done everything I can think of, but my transmitter still spurts harmonics. That ticket is my third one in two months."

"That's too bad. I've heard you on the air, Bob, but I never checked your harmonics. What have you done so far to clear them up?"

"Well, just about everything. First I tried different crystals; then, after my second citation, I bought a good VFO and connected it up. Then I shielded the final, a 6L6, and heavily bypassed all power leads. Where I could, I used shielded wire—"

I interrupted him. "Are you still using the same tuning elements in your final? How about your metering?"

"Yes, I'm using the all-band tank I started

By
Charles J. Schauers
W6QLV

with and I do have a final plate meter. . . ."

"Go on," I urged.

"So, after working over the whole transmitter, I thought I had it whipped—but then comes this third ticket. I guess I forgot something when I put the thing together."

"I guess we'd better take a run over to your house and have a look at the monster. I'll grab my frequency meter, volt-ohm-meter and a few pet tools, and we'll take off."

"That will be fine," he said with a wide smile. "I hope we can fix it!"

"We will," I replied.

WHEN we arrived at Bob's home, he quickly led me to the room where he had installed his station.

"Got a diagram of the transmitter?" I asked.

"Yes, but it's not drawn too good."

This was an understatement!

"My goodness, you certainly have done a lot of changing. How come you didn't draw a new diagram incorporating each change?" I asked, carefully picking my way through the scrawl.

Embarrassed, he quickly produced another sheet of paper, a ball point pen, and a ruler. We sat down at his desk, deciphered the nearly illegible mess, and came up with a clear diagram. Basically, there did not seem to be much wrong.

With VOM in hand, we carefully checked all voltages. The screen voltage on the final 6146 was 300 volts—somewhat too high. Then I connected a 75-watt light bulb to the final output and asked Bob to show me how he tuned the rig.

He set his VFO to 7187 kc., flipped the transmitter's plate switch on, and began dipping the final.

"Hold it!" I said. "How about your final grid current—where's the meter for measuring it and your tune-operate switch?"

"Don't use any," Bob replied.

"Well, you must have a grid current meter if you want to tune the set properly."

Bob opened a drawer and produced an 0-150 milliammeter and a s.p.d.t. switch.

"Meter's too big," I said, "Do you have one with an 0-10 scale?"

He went further into the same drawer and came up with an 0-15.

"Good, we're in business. Now how about an r.f. choke—about 2.5 millihenries?"

Bob tried another drawer. After rum-

maging through it for a while, he finally pulled out a choke and handed it to me. I connected it into the final grid circuit temporarily, and again turned on the transmitter. The meter needle danced up to 12 mils!

Immediately switching the set off, I turned to Bob.

"You've been operating like this?" I asked in amazement.

"Yes, what's wrong?" he countered.

"Wrong? Boy, you have enough drive here for three 6146's!"

His face fell.

"It's a wonder that 6146 is still alive," I said. "I'll bet its grid is cooked good."

"I have a spare tube," he offered.

"Let's leave the old one in until we finish our tests here."

"**N**OW what do we do?" Bob asked.

"First, we install a 50,000-ohm wire-wound pot. Got one?"

Going to a converted bookcase in the corner of the room, Bob pulled out a box labeled "Pots." He took out one marked "100K."

"This too big?"

"I'd rather have a 50K if you can find one," I replied.

A few minutes later he looked up beaming, a 50K wire-wound pot in his hand. I installed it in the screen circuit of the 6U8, turned on the set, and adjusted the drive for 2.5 ma. (See Fig. 1.)

"What we should do is install a clamp tube in the screen circuit of the 6146," I remarked, "but we'll worry about that later."

"I thought of that," Bob said, "but I didn't think it was necessary as long as the drive holds up."

"We'll change the screen resistor in the 6146 and then check the final tuning again."

As Bob tuned the final and the light bulb indicator came up to full brilliance, I said: "Didn't you notice two dips as you dipped the final?"

"No," he replied, a little bewildered.

"I think I noticed two dips; try it again," I told him.

Going through the tuning procedure again (after checking his drive), he did notice two distinct dips.

"Well, I'll be. . . ."

"I'm not surprised," I said. "With that so-called all-band tank you have in there, you're bound to have two dips; and I'll bet

TESLA'S

Trickery

Famed inventor Nikola Tesla liked to startle friends with his own brand of lightning. Build this tiny Tesla coil and you, too, can be an electronic trickster

By KENNETH RICHARDSON

NIKOLA TESLA, father of artificial lightning, often produced 48'-long lightning bolts in his laboratory. He enjoyed demonstrating such pyrotechnics to unsuspecting guests visiting his workshop. The exhibitions never failed to fill his guests with so much awe that they had an instantaneous urge to make for the nearest exit and the safety of the out-of-doors.


You can reproduce Tesla's feats on a smaller scale—and experiment with 20,000 volts—by building this simple Tesla coil. You'll amaze your friends with its eerie purple glow and the multitude of tricks you'll be able to perform. The Tesla coil


has practical applications, too—you can use it for testing the vacuum in radio tubes, for instance.

This miniature unit costs about ten dollars to build—even less if you have a well-stocked junk box. Three parts must be homemade: the glass-plate capacitor (*C1*), the spark gap (*SGP1*), and the Tesla transformer windings (*L1* and *L2*). All other parts are standard except the Ford spark coil (*T1*) which is available from Polk's Model Craft Hobbies, 314 Fifth Ave., New York 1, N. Y., for \$5.25, prepaid. Auto ignition coil *T2*, auto radio vibrator *VB1*, and capacitor *C2* can be used in place of the spark coil as shown on the schematic diagram (page 76).

Construction. Assemble the parts on a plywood baseboard or a kitchen cutting board 8½" x 12". Attach a banana jack to the baseboard in the center of the Tesla primary so that it can be connected to the Tesla secondary. Use No. 14 insulated wire for interconnecting wiring.

Capacitor *C1* can be made from a 4" x 5" piece of glass ⅛" thick. Cement pieces of aluminum foil to both sides of the glass, using either quick-drying clear lacquer or coil dope. The foil should be about 3¼" x 4¼" in order to leave a margin of ⅜" around the glass plate.





Bettmann Archive photo

Eccentric but highly imaginative, Nikola Tesla was born in Yugoslavia, studied in both Prague and Paris. He came to the U.S. in 1884 and found employment at Edison's laboratory near Orange, N. J. Shortly afterwards, he opened his own laboratory in New York City. Among the first to find an application for alternating current, Tesla patented the induction motor in 1888. Later, his ideas helped make the Niagara Falls power project possible. He also developed new forms of dynamos, transformers, induction coils, capacitors, arc and incandescent lamps, and other electrical devices. So striking was Tesla's effect on the electrical world that his 80th birthday in 1936 was celebrated with forums and meetings throughout Europe.

Spark gap *SGP1* consists of two metal rods held in binding posts so that the distance between the rod ends can be adjusted. Mount the spark gap on a 2" x 4" x 1/2" plastic or porcelain base.

The Tesla transformer itself is made up of two windings. The primary is wound on a tube which is then cemented to the baseboard. The secondary is wound on another tube and is constructed so that it can be plugged in and out of the primary. This makes it possible to experiment with various secondary windings at will.

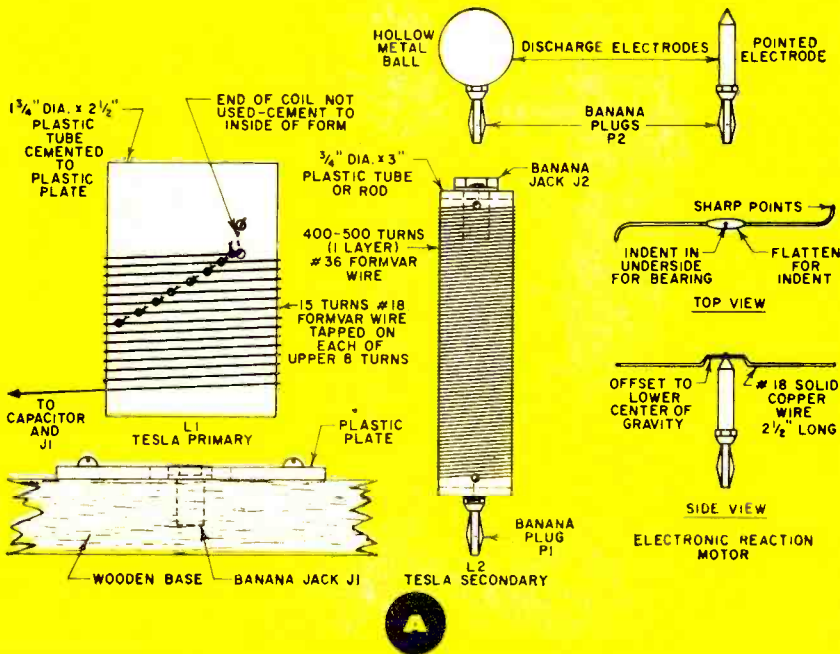
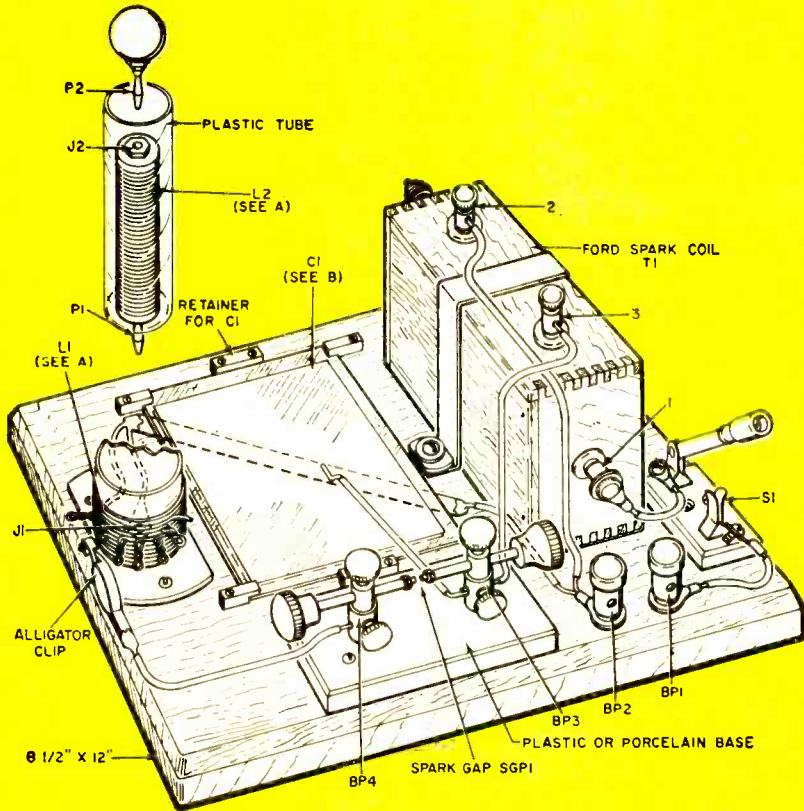
For the Tesla primary, wind fifteen turns of No. 18 Formvar enameled copper wire on a plastic or Bakelite tube about 1 3/4" in diameter and 2 1/2" long. A cylindrical plastic jar or pill bottle can also be used. Start winding near the bottom end of the tube. Space the turns from each other by simultaneously winding a string of about the same diameter as the wire between each turn. The upper eight turns should each be wound with a projecting twist; the twists should be staggered around the tube as shown. To keep the wire and string in place, paint or spray the coil with clear quick-drying lacquer or coil dope.

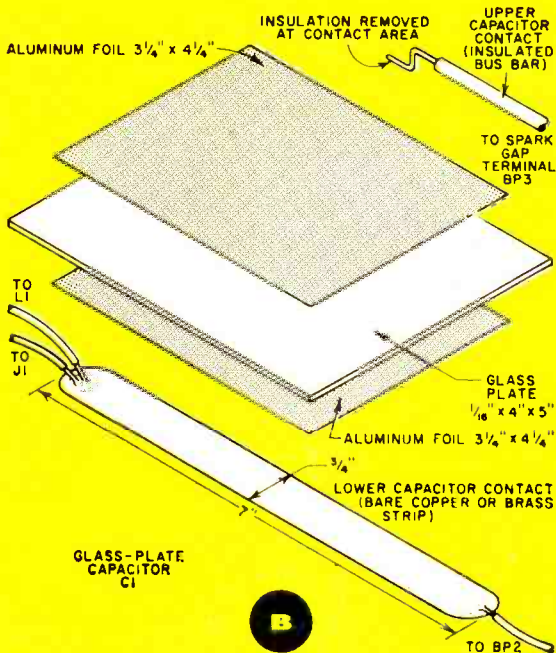
Obtain a plastic tube or cylindrical plastic pill bottle about 3/4" in diameter and at least 3" in length for the Tesla secondary.

Close the tube ends with plastic discs drilled for banana plugs and cut to fit the tube snugly. Attach plug *P1* to the bottom disc and jack *J1* to the top disc and cement in place.

The Tesla secondary should be wound closely in one layer consisting of 400 to 500 turns of No. 36 Formvar wire spaced to fit on 2 1/2" of the tube. Solder the wire ends to *J1* and *P1* and cement the winding in place. Slip a 1"-i.d. plastic tube around *L2* as shown in the pictorial to prevent corona discharge from *L2*'s sides.

The power supply for the unit can consist of four No. 6 dry cells in series, or a 6-volt "hot-shot" battery, or any 6-volt storage battery. Or, instead of a battery, a 10- to 12-volt transformer operating from





Wiring the unit is simple once components are assembled on 8½" x 12" breadboard (see pictorial, opposite page). Detail "A" (below the pictorial) gives data on the Tesla transformer windings L1 and L2. Detail "B" (left) shows how to construct glass-plate capacitor C1. Wiring is point-to-point, using No. 14 insulated hookup wire.

PARTS LIST

BP1, BP2, BP3, BP4—Screw- or pressure-type binding post
 C1—Glass-plate capacitor *
 C2—0.1- μ f., 1000-volt capacitor (optional)
 J1, J2—Banana jack
 L1, L2—Tesla transformer winding *
 P1, P2—Banana plug
 S1—Knife switch
 SGP1—Spark gap *
 T1—Ford (Model T) spark coil
 T2—6-volt auto ignition coil (optional)
 VB1—6-volt auto radio vibrator (Latayette MS-14 or equivalent—optional)
 1—4" x 5" x 1/16" glass plate *
 1—8½" x 12" breadboard
 1—6-volt battery or 10-12 volt a.c. power supply *
 Misc. plastic tubing, * Nos. 18 and 36 Formvar wire, No. 14 hookup wire, aluminum foil, alligator clip, binding posts for T1, etc.

* See text for details

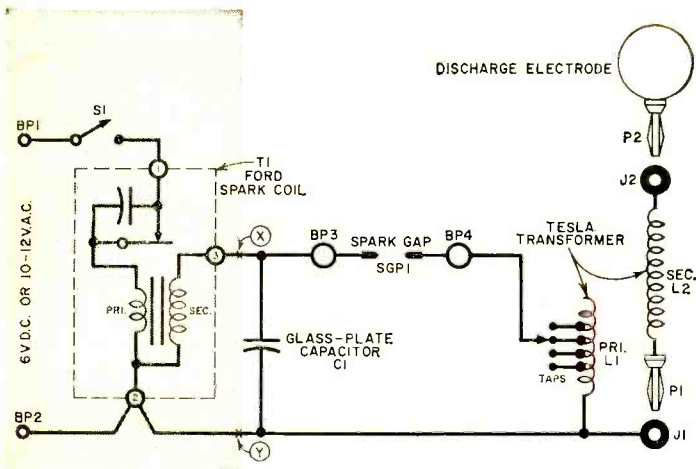
the 117-volt a.c. line can be used—a large chimes transformer is ideal. The higher voltage is needed for a.c. operation to overcome T1's primary impedance. To make connections to T1 more easily, solder three binding posts to T1's terminals (1, 2, and 3) as shown.

Adjustment. With the wiring completed, plug the Tesla secondary (L2) into jack J1 as is shown on the pictorial diagram.

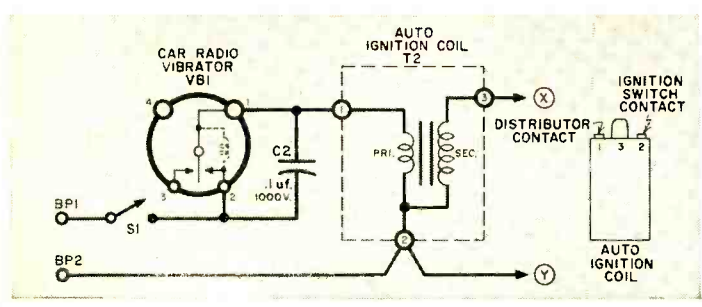
Adjust the length of the spark gap (SGP1) to about 1/16" to 1/8". Then connect the alligator clip from BP4 to one of L1's taps. Be sure that the upper wire on glass-plate capacitor C1 is making good electrical contact; bend the wire if necessary. Open switch S1 and connect BP1 or BP2 to an a.c. or d.c. supply.

Now close switch S1. A steady stream of brilliant crackling sparks should appear at spark coil T1 and spark gap SGP1. If there is no sparking at SGP1, adjust its spacing to about 1/32". Be careful not to touch the spark gap or capacitor terminals—you'll get a nasty but harmless shock if you do. And you'd best keep small fry at a safe distance.

Hold a piece of metal close to the Tesla discharge electrode. You should see a small discharge taking place, perhaps 1/4" long. The discharge can be seen best if room lighting is subdued or extinguished entirely. To adjust for maximum power, turn the unit off and move the clip up or down turn by turn on primary winding L1, testing after each adjustment. You'll eventually find the optimum position for the clip. When the unit is working properly, sparks should leap a distance of about an inch or



Spark coil T1 can be replaced with vibrator and ignition coil combination if desired. Parts required for vibrator supply appear as optional items in parts list; use alternate shaded schematic at lower left.



HOW IT WORKS

The high-voltage discharge at the output of the Tesla coil is the result of two step-up transformers cascaded so that the output of the first is stepped up again by the second. Automobile spark coil T1 serves as the first transformer. The vibrator in the primary circuit interrupts the d.c. input and induces a very high voltage in the secondary. Operation is essentially the same with a 60-cps a.c. input.

The second transformer is the Tesla transformer (L1, L2). In this transformer, the spark gap serves the same general function as the vibrator in the primary of T1, and it also converts the output of T1 into extremely jagged pulses, rich in harmonics throughout the r.f. region. A narrow band of r.f. is selected by tuned circuit L1-C1 and stepped up by the action of the Tesla transformer. The very high r.f. voltage appears across L2.

an inch and a half to a bare finger or to a piece of metal held in the hand.

Operation. For best results, place the unit in a pitch-dark room with the spectators gathered closely around. Close switch S1 and you'll see a beautiful corona discharge from the high-voltage electrode. The corona is caused by ionization of the surrounding air due to the high-voltage, high-frequency discharge. After a few moments you'll notice a pungent odor around the unit; this indicates formation of ozone, a

form of oxygen generated by some commercial air purifiers.

Now hold a small fluorescent or neon lamp near the discharge electrode. It will start glowing even when several inches away. Wave it rapidly and you'll see a series of flashes in the lamp, one for each of the sparks occurring across the spark gap. Shield the spark gap if its light interferes with viewing the discharge.

Try holding the glass part of an ordinary clear-glass 117-volt light bulb in your hand while touching the metal base to the discharge electrode. Lightning-like (but harmless) sparks will jump from the filament to your fingers. Also, a striking blue or lavender-colored glow will appear inside the lamp due to its nitrogen content. Radio tubes will glow blue if they are gassy; neon lamps will also light.

You can build a tiny "motor" that will spin at high speed when mounted on the pointed discharge electrode (see Detail A). It reacts mechanically to the discharge from the sharp points on the rotor (the discharge creates a sort of electronic "wind").

INFRARED HEATER

Keeping warm in the snow is this West German miss, Marion Liebig, who was Miss Hesse of 1959. The artificial sunshine of an infrared lamp makes her comfortable while a shivering bystander looks on. The lamp is powered by bottled gas. (Wide World photo)




HEART TRIGGER

Roy Smith, a 77-year-old retired coal miner, owes his life to an electronic device. The battery-powered unit, which he wears strapped to his chest, puts out pulses that signal his heart, and tell it when to beat. (Wide World photo)

TV GUARDS BANK



Bank robbers will find themselves on television if they try to hold up the First National Bank of Miami. A closed-circuit system allows a single guard to monitor seven TV cameras which cover strategic areas in the bank. In addition, guards on the banking floor are equipped with miniaturized portable two-way radios. The electronic equipment is manufactured by RCA.




On the Citizens Band



By TOM KNEITEL, 2W1965

DO YOU have the "super-regenerative blues?" Does someone on channel 11 "swamp you out" when you're listening on channel 7? If you use a Heath CB-1, Irv Megeff, 2W1377, of Essco (58 Walker St., New York 13, N. Y.) has solved your problem. Irv has whipped up a completely new receiver for the popular Heath unit, one of the most widely used transceivers.

Irv's solution is a dual-conversion super-her (less power supply) that actually replaces the receiver part of the CB-1. The whole thing is so small that it fits *inside* the CB-1 cabinet. It's made up of a 6BA6 r.f. stage, a 6AQ8 first oscillator-mixer with a bandpass filter, a 6AN8 second oscillator-



mixer, a 6BA6 second i.f. at 455 kc., and a 12AU7 infinite-impedance second detector and a.v.c. circuit.

Powered from the CB-1 power supply, the new receiver feeds into the audio circuits and speaker. It takes about 30 minutes to install—there are just a few holes to drill plus a couple of wires to connect. Drop Irv a card for full details.

A number of inquiries have been received regarding the Class A, B, and C Citizens Radio Services—asking what they are and why we don't cover them here.

Class A stations operate in the u.h.f. 460-mc. band. They are almost exclusively used by commercial outfits, and are assigned one specific frequency for operation. The equipment is allowed to run 60 watts input but is very expensive (about \$600 per transceiver,

plus \$100 for the base-station antenna).

Class B is the grandfather of Class D, except it never really matured. "B" stations run 5 watts input only on 465 mc. and, as a rule, are limited to line-of-sight. Because of the short communicating distances possible, there was never much public interest generated in Class B.

Class C stations are for radio-control only. As there isn't too much information available about Class A and B operations, and Class C is covered in POP'tronics' R/C construction projects, we don't devote space to these three services on a regular basis in this column.


There's always a character in the crowd who makes his own rules, though. For instance, we recently heard three Class D stations operating on 26.995 mc., one of the five 11-meter channels set aside for Class C R/C stations. Two more stations were heard on 27.145 mc., another "C" channel. Obviously, such operators have devised their own solution to the crowded Class D channel problem. Don't play this game. Properly operated Class D equipment will provide good communications on the legal frequencies.

With vacation-planning time upon us, we pass along the following advice for mobile CB'ers.

If you plan on motoring through Canada and utilizing your CB transceiver for emergency use, you'd better change your plans. The Department of Transport (Canada's FCC) has advised us that because 11 meters is used by hams in Canada it is unavailable for use by visiting CB'ers.

Mexico has better prospects. But you'll have to send the Mexican Government a photostat of your car ownership papers, a 'stat of your FCC license, and—last but not least—\$100. In exchange, you'll receive a temporary Mexican license and Mexican call letters (XEØ-prefix). Further information and forms may be obtained from Direccion General de Telecomunicaciones, Mexico D.F., Mexico.

—30—



Transistor Topics

By **LOU GARNER**

RECENT COUNTS indicate that there are close to 3000 different semiconductor diodes and rectifiers, and between 1500 and 2000 different transistors now offered by major semiconductor manufacturers. New types are being introduced on an almost day-to-day basis.

Physically, the diode types range from tiny units not much larger than the head of a pin to giant rectifiers capable of handling hundreds of amperes. Transistors vary in size from sub-miniature units so small that dozens can be fitted into a thimble to powerful units capable of switching more than a kilowatt.

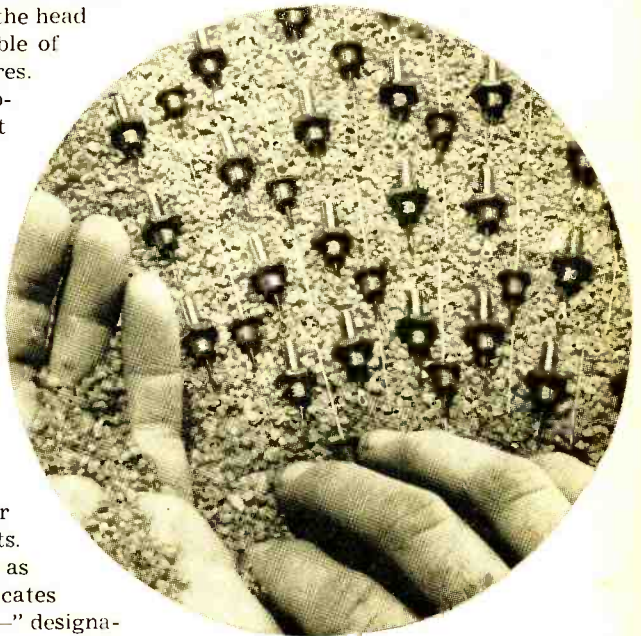
Along with this almost overwhelming number of diodes and transistors, an increasing variety of special-purpose semiconductor units is being developed.

As a general—but unfortunately far from universal—rule, a semiconductor's type number gives a clue to its number of electrodes, or "active" elements. Thus, a "1N—" designation, such as 1N34A, 1N69A, and so on, indicates that the device is a diode; a "2N—" designation, such as 2N229, 2N255, 2N384, etc., indicates that the device is a triode; a "3N—" designation, such as 3N35, 3N37, etc., indicates that the unit is a tetrode.

Still in the development stage is a new

semiconductor device that may revolutionize our homes, transportation, and industry. It has been found that certain semiconductor *p-n* junctions can be heated or cooled by passing a current through them. The direction of current flow determines whether heating or cooling occurs. Known as the "Peltier effect," this phenomenon is reversible in many cases. In other words, heating or cooling the junction externally develops an electrical voltage.

It is not too hard to envision a *fully electronic* air-conditioning system for the home with this device. A single unit could serve both to heat the home in winter and cool it in the summer. Going a step further, we can imagine a future all-electric home,



Among the many types of semiconductor rectifiers currently being offered by major manufacturers are these miniature General Electric units.

with the power needed for its electronic air-conditioner, radar range, color television sets, two-way "Televiphone," and other appliances supplied either by banks of sun batteries or an external bank of "Peltier junctions."

Readers' Circuits. Chuck Van Dusen (395 W. Franklin, Pomona, Calif.), president of the Fremont Junior High Radio Club, writes that the members of his club are concentrating on transistor-circuit ex-

cigar box, a plastic case, or whatever suits your fancy.

In operation, the photocell furnishes base bias current to the 2N107 whenever it's illuminated by an external source of light. This, in turn, permits collector current to flow through the relay's coil, pulling the armature and closing the normally open (N.O.) contacts. Chuck says that his model will operate when exposed to as little as 10 to 15 foot-candles.

In the same mail with Chuck's letter, we received a note from reader Gene Richardson (Alexandria, Va.) who, like Chuck and his friends, is experimenting with transistorized control circuits. Gene's circuit (Fig. 2) is a moisture- or rain-detector which utilizes a Sylvania Type 2N229 *n-p-n* transistor. As in Chuck's circuit, standard components are used throughout and neither layout nor lead dress is especially critical.

Control *R1* is a 2-megohm potentiometer, *R2* is a 47,000 ohm, 1/2-watt resistor, *S1* a s.p.s.t. toggle or slide switch, and *B1* a small 22½-volt dry battery. Again, a Sigma 4F relay (8000-ohm coil) is used.

The "Sensor" is homemade and consists of a "sandwich" made up of two six-inch squares of bronze screening separated by a similar-sized square of plastic or "Saran" screen. The plastic screen serves to separate and insulate the two metal screens, with the entire assembly securely mounted in a small plastic or painted wooden frame.

In operation, a drop of rain or other moisture on the *Sensor* "bridges" the plastic screen, connecting the two outer screens. This permits base-bias current to be applied to the transistor through current-limiting resistor *R2* and sensitivity control *R1*. As before, the application of base bias to the transistor allows collector current to flow through the relay coil, actuating the device.

The two circuits are similar, except for the means of obtaining base bias and the type of transistor used. In each one, the relay contacts serve as a switch to operate an externally powered alarm signal.

Plastic Transistors? From the U.S.S.R. comes news that a Soviet scientist has invented a plastic transistor which exhibits properties quite like those of transistors made with germanium. The plastic is a wool substitute known as polyacrylonitrile. For use in semiconductor devices, the substance is treated by bombarding it with rays from radioactive matter.

(Continued on page 108)

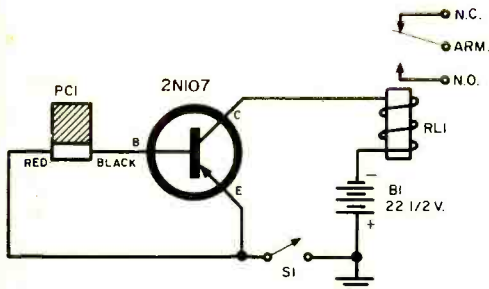
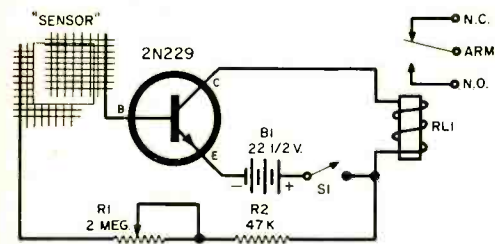


Fig. 1. Submitted by Chuck Van Dusen of the Fremont Junior High Radio Club, this photoelectric relay uses only five components.

Fig. 2. Moisture- and rain-detector developed by reader Gene Richardson employs homemade sandwich "sensor" as triggering device.



perimentation this year. Chuck has submitted a simplified photoelectric relay circuit (Fig. 1) with only five electrical components.

A G.E. Type 2N107 *p-n-p* transistor is used as a d.c. amplifier. An International Rectifier Type B2M "Sun Battery" serves as photocell (*PC1*), and the transistor is connected to a Sigma Type 4F relay (*RL1*), having an 8000-ohm coil. Operating power is supplied by an Eveready No. 412 22½-volt battery, controlled by a s.p.s.t. toggle or slide switch, *S1*. Neither layout nor lead dress is critical, and the unit can be assembled in a small metal box, an old

Test Instruments



the Signal Generator


Part 2 Aligning AM Receivers

GO INTO any radio serviceman's shop, TV production line, or engineering laboratory, and you're sure to find an r.f. signal generator or two. The reasons are simple enough, for this versatile instrument is used for a wide variety of checking and measuring purposes. But it's in aligning AM radios that the signal generator finds its most common application. To understand why, let's take time to look at an ordinary AM receiver.

How Superhets Work. Superheterodyne receivers are for all practical purposes the only kind in general use today. As you probably know, they operate by "mixing"—or heterodyning—two frequencies to produce a third, or "beat" frequency, which is then amplified. This means that the receiver must have circuits operating at three different frequencies simultaneously. Two of them must be continuously variable, yet the difference between the two must remain constant as they tune through a wide frequency range.

For example, when you tune in a radio station at 1400 kc., the r.f. (radio frequency) sections of a typical receiver will be tuned to 1400 kc., the i.f. (intermediate fre-

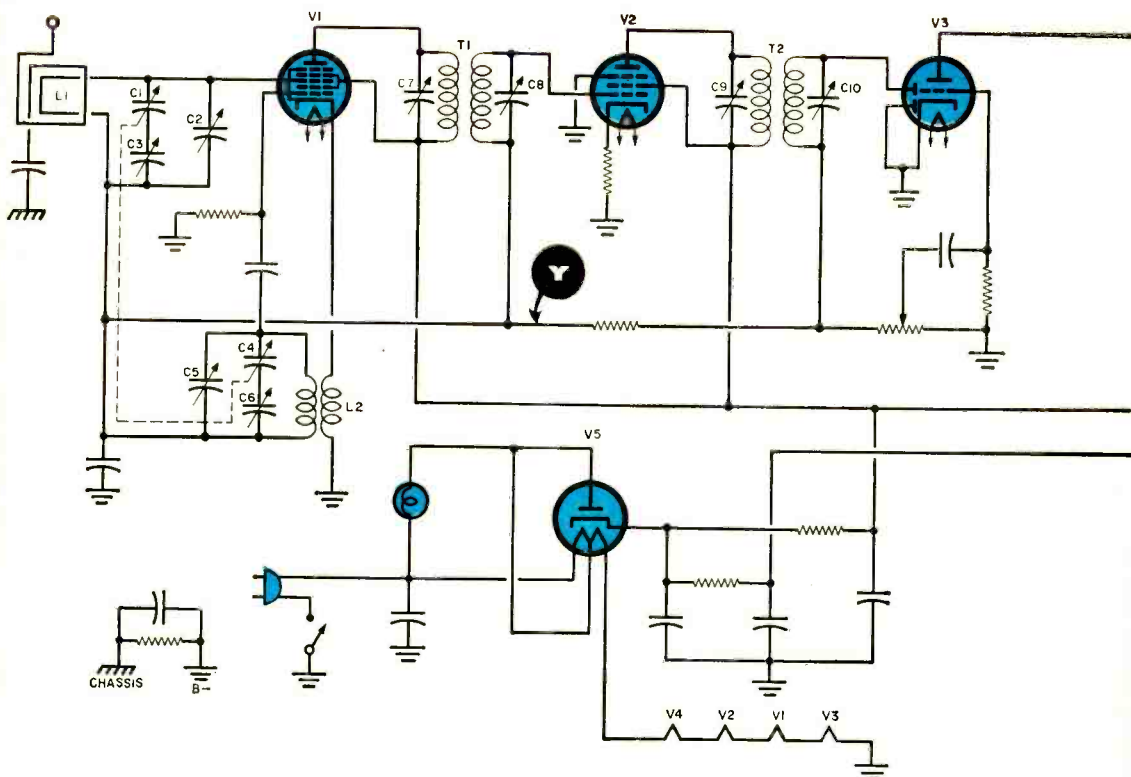
By G. H. HARRISON



quency) section to 455 kc., and the oscillator to $1400 + 455$ or 1855 kc. The oscillator must always be 455 kc. above the r.f. sections. Thus, when the r.f. sections are at 600 kc., the oscillator must operate at 1055 kc.; with the r.f. at 1000 kc., the oscillator must be at 1455 kc.; and so on.

Keeping these frequencies in their proper relationship to each other across the entire tuning band is known as "tracking." Alignment is the process of getting the oscillator and r.f. stages to track properly. It also includes tuning the i.f. stages, but this is relatively easy.

An r.f. signal generator supplies all the



signals needed to align receivers quickly and efficiently. But alignment is complicated in practice because manufacturers supply a wide variety of alignment controls in various receivers. The instructions that follow will serve as a general guide for aligning any receiver, but some adaptation will be needed to cover variations in individual radios. (If you have the manufacturer's alignment instructions, you can follow them with good results.)

Alignment Controls. In general, a receiver may have as many as four variable controls for aligning the oscillator and mixer sections. A receiver with one or more r.f. stages ahead of the mixer will have even more. For simplicity, let's forget about the r.f. stages, remembering that for alignment purposes they are to be treated in the same way as the mixer itself.

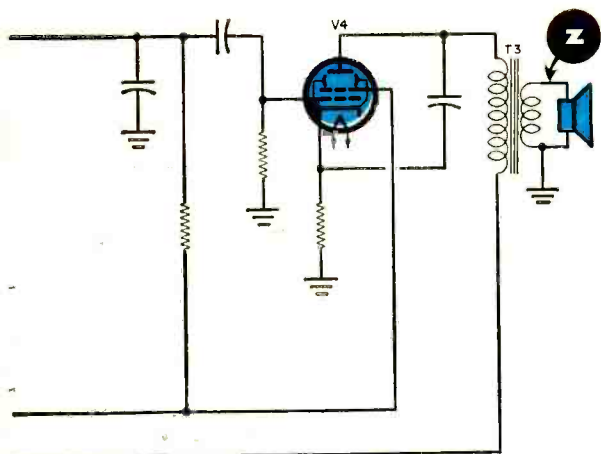
Two *trimmer* capacitors, one in the oscillator and one in the mixer circuit, are used to align the high end of the band. Two *padder* capacitors, one in each circuit, align the low end. The padders (*C3*, *C6* in the diagram) are in series with the main tuning capacitors; the trimmers (*C2*, *C5*) are in parallel with the combination.

Separate padder capacitors, such as those


indicated by *C3* and *C6*, are seldom seen in actual receivers. More often, the designer substitutes a tuning slug in the oscillator coil to take the place of the padder. In other cases, the outer plates of the main tuning capacitor are slotted, so they can be bent. Moving these plates in and out is roughly equivalent to varying a series capacitor, such as *C3* or *C6*.

In practice, end-plate bending is a little tricky. Don't try it unless (1) you are very sure of what you are doing, and (2) it is absolutely necessary. Since exact adjustments are difficult, and since the whole capacitor section can be shorted out, it is usually better to leave the plates alone.

Preliminary Adjustments. Before aligning, turn on both the receiver and the signal generator. Turn the receiver volume control to maximum, and its tone control (if any) to the minimum bass position. While the receiver and signal generator are warming up (allow a minimum of 15 minutes before actual alignment is begun), connect an a.c. voltmeter across the speaker voice coil ("Z" in the diagram) or a VTVM between the a.v.c. bus ("Y") and ground. Although the second method is more accurate, either is satisfactory. It is



Millions of radios built during the past 20 years use circuits similar to this one. Although controls vary from set to set, alignment procedure is much the same.



Major alignment adjustments in a.c.-d.c. set are mixer trimmer C2, oscillator trimmer C3, and trimmers on transformers T1 and T2.

even possible to do a fair job of alignment by simply listening for the loudest volume in the speaker, but a meter is far more accurate than your ear.

Connect the ground lead from the signal generator to the receiver chassis, and couple the signal generator output to the receiver's antenna circuit. If you have not done this before, you'll be surprised at how loose the antenna coupling can—and should—be. Many times, the generator's "hot" lead can simply be stretched out along the bench near the receiver's antenna, with no direct connection at all. If this doesn't give enough signal, drape the hot lead over the antenna, or make a loop of two or three turns of insulated wire, slip it around the antenna, and couple the hot and ground signal generator leads to the ends of the loop. A little experimentation may be necessary to find the right degree of coupling. The looser the coupling, the better.

If you happen to be working on a set that is severely out of alignment, you may have to clip the generator lead directly to the grid of the tube in each circuit to be aligned, starting with the last i.f. and working forward one step at a time. In any event, you'll get best results if you do the

final "peaking" with very loose coupling between the signal generator and the receiver.

How to Align. You are now ready to begin the actual alignment.

1. Set the receiver dial to the low frequency end—around 555 kc.

2. Short out the set's local oscillator. The simplest way to do this is to clip a short piece of wire across the rotor and stator sections of the oscillator tuning section of the ganged capacitor (C_4). Short out C_6 (if any) as well.

3. Set the signal generator to 455 kc. (or the i.f. frequency of the receiver, if different). If you are using a VTVM in the a.v.c. circuit as a tuning indicator, set the signal generator for unmodulated r.f. output; otherwise, set it for modulated output.

4. Use the lowest output range of the signal generator, and increase the output until a small reading appears on the output meter.

5. Using a non-metallic (plastic or fiber) screwdriver or alignment tool, carefully adjust the i.f. trimmers (C_{10} , C_9 , C_8 , and C_7 , in this order) for maximum output on the meter. Swing the alignment adjustments

(Continued on page 120)



Short-Wave Report

By **HANK BENNETT**
W2PNA/WPE2FT

ONE of the veteran DX'ers in the New England area is Anson Boice, of 93 Whiting St., New Britain, Conn. Anson has been DX'ing since March, 1929, when he began with a two-tube breadboard set. Holder of call letters WPE1BD, he is 47, married, and has six children. By occupation, he is a filler-room operator in a local dairy.

The first station Anson ever heard was PCJ, operated by Philips Industries in Hil-



Anson Boice, WPE1BD, works with a Hammarlund HQ-100 and a Grundig receiver. His current equipment also includes a Webcor tape recorder and a POP'tronics antenna tuner.

versum, Netherlands. The announcer on the show, incidentally, was Eddie Startz, now well known to all DX'ers as the M.C. on Hilversum's "Happy Station" program.

Anson's original two-tuber was soon replaced with a five-tube Sears-Roebuck re-

ceiver. And this was followed in turn by three Hallicrafters models: the S-22R, SX-28, and SX-43. He now uses a Hammarlund HQ-100 for general reception and a Grundig four-speaker receiver for hi-fi reception. Additional equipment in his listening post includes a Webcor tape recorder and a POP'tronics antenna tuner. His antenna system includes an eight-foot vertical and four inside antennas, as well as a bow-tie rotary TV antenna.

A top DX'er, "Ans" regularly sends reports to short-wave broadcast stations. He has 82 countries verified out of an even hundred heard. His best veri dates back to May, 1948, and confirms reception of YDE, Batavia, Java (now Djakarta, Indonesia) when this station was broadcasting with 500 watts on 15,150 kc. Other highly prized veries come from Austria (6000 kc.), Cayenne (6215 kc.), Togoland (5036 kc.), Solomon Islands (5970 kc.), and the Forces Station in Malta on 7270 kc.

Anson's favorite stations are *R. Netherlands, R. Japan, R. Australia, R. Sweden,* and the Swiss Broadcasting Service. Unlike most DX'ers, he has no favorite short-wave bands—he listens wherever conditions permit.

In addition to being one of our regular POP'tronics monitors, Anson is a state director for the Newark News Radio Club, a six-year monitor for *R. Japan*, and a member of the BBC's "Listener's Panel."

Aluminum Antennas. Many short-wave operators live in apartment buildings or hotels where outside antennas are not permitted. And they frequently have difficulty finding an inside antenna that is sensitive enough to pick up more than the usual run of stations. When Martin Van Gorder,

(Continued on page 121)

The Language of VECTORS

Vectors, like shorthand, are used to compress a lot of information into a small space. Here's an easy-to-follow introduction to the subject

Part 1

By SAUNDER HARRIS

"ARE you looking for company, Ken?" Larry called up the stair well to his fellow electronics experimenter.

"Sure am, Larry," Ken replied. "I could use your sparkling company about now. I've been cracking the books all afternoon."

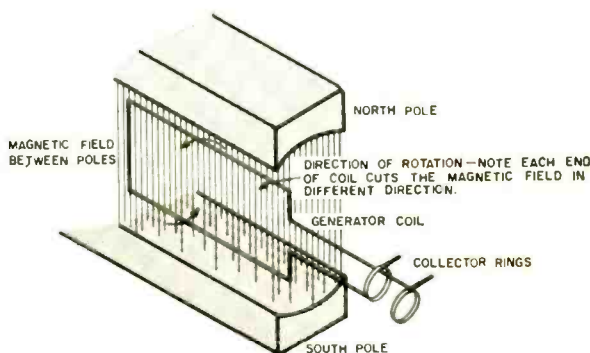
Larry took the stairs two at a time and reached the attic in a jiffy. "How's the course coming, old buddy?" he asked as he entered Ken's ham shack. "With 20-meter DX as hot as it is this afternoon, you must have latched on to something pretty interesting to keep you off the air."

"You're modulating 100%, Larry," Ken said as he looked up from the desk where he had been working. "I'm just finishing my lessons on phase angles and vectors, and for the first time in ten years of fooling around with electronics I really understand what phase relations mean. If you can stand some new knowledge in your thickening skull, I'll be glad to pass it along. Pull up a chair."

"Okay, professor," agreed Larry, sitting down alongside his friend. "I really would like to understand more about phase. I know it's important in a.c. circuits and that sometimes current leads voltage and sometimes it's the other way around, but that's all. Fire away and teach me something."

"It will be my pleasure," Ken declared, taking up a pencil and paper. "We'll start right where phase starts—at an a.c. generator." He began sketching as Larry watched.

"Follow what I've drawn?" Ken asked. "Sure thing. The center coil revolves be-



tween the two poles. Since each of the pole pieces is a magnet, one a north and the other a south pole, there is a magnetic field between them. As the coil revolves, it cuts the field and a voltage is generated in it. Current flows through the coil and is taken off at the collector rings."

"Good enough, Larry. You *do* remember your basic electrical theory. Now, let me ask you . . . is this a steady voltage?"

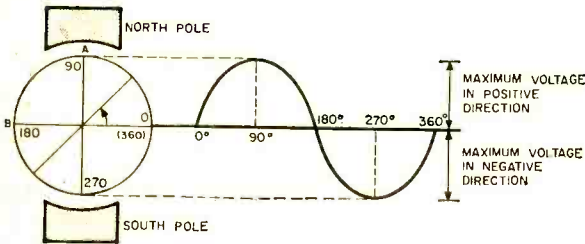
"No, it's not steady because it's an a.c.

voltage. I'm not too clear on what causes an a.c. voltage to vary, though. Here's where the explaining starts, Ken."

"Right. To make the picture clear, I'm going to call in some vectors."

When Larry winced, Ken laughed. "Whatever serious study you do in electronics will involve a knowledge of vectors, Larry. They're part of the language engineers use in designing circuits."

Ken took a fresh sheet of paper and started another drawing.



"The circle on the left," he said, "is another view of the generator. The diagram on the right represents the value of the generated voltage for any coil position. For example, in the 0° position, the coil is parallel to the magnetic field between the two poles and no lines of force are being cut. Since a voltage is generated only when the coil cuts through the magnetic field, the voltage at this point is zero. That's the way it's shown on the diagram.

"As the coil turns," Ken continued, "it cuts a greater number of lines of force. The voltage gradually increases until it reaches a maximum value when the coil is in the 90° position. I've marked this position A, and you can remember it easily because it makes a right angle with the 0° position.

"From this point on, the angle at which the coil cuts through the magnetic field decreases and the voltage drops along with this decrease. At the point where the coil has turned through 180°, which I've marked B, it's back parallel to the magnetic field and not cutting any lines of force. The voltage here is back to zero.

"This is shown on the diagram by the curved line cutting the base line at the point marked 180°. Do you follow this so far, Larry?"

"Yes, Ken, but how come the curved line drops below the base line after the 180° point?"

"That's a fair question," Ken answered. "Look at the first drawing of the generator

again. You can see that the top of the coil is turning counterclockwise. And now follow the top of the coil as it turns. At the point where it has turned through half a circle or 180°, it reverses the direction in which it cuts the magnetic field. This means that the polarity of the voltage being developed within the coil is also reversed.

"So, Larry, if the top portion of the curved line in my second drawing is considered positive voltage, the lower portion would be negative. The point where the coil top reversed its field is the point marked 180°. Do you get it now?"

"I sure do." The light of new knowledge glinted in Larry's eyes. "I also see how the term 'alternating current' came into being. It's because each wire in the generator circuit alternates between plus and minus voltage.

"Let me ask another question, Ken. Is this the same type of voltage that's developed in an oscillator circuit?"

"Yes it is, Larry. Of course, there's a big difference in the frequencies you can develop by mechanical means, such as the generator we discussed, and those developed by electronic means, such as an oscillator tube. In normal house-current use, the generator develops a voltage which goes through 60 cycles a second. (A cycle is what we call each complete 360° turn of the generator coil.) On the other hand, an oscillator circuit which has no moving parts can develop voltages up in the millions of cycles per second."

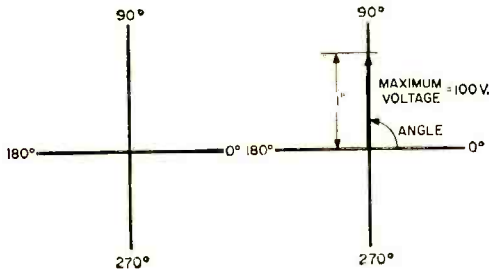
KEN paused a minute and Larry took the opportunity to ask, "What's so important about vectors? The way you explained things so far is mighty clear to me."

"As far as we went, Larry, vectors weren't needed," Ken replied. "But when you get into engineering problems with complicated circuits and a great many voltages and currents running around, you can't keep track of them with words. You need mathematics to make the picture understandable, and the part of mathematics used in engineering work is called vector analysis.

"Even if you never study engineering formally," Ken went on, "understanding a bit about vectors will make it possible for you to study on your own using engineering books. What we're doing is learning the ABC's of a new language—vectors."

Smiling, Ken quickly drew two diagrams on the sheet of paper he had been using.

"Each of these sets of lines," he explained, "represents the same 360° that the



circle did in the last drawing. Leaving out the circle saves time and work, and, being just as lazy as you and I, the mathematicians developed this crossed-line system. They call these lines a coordinate axis, but don't let the big words throw you."

"Is this co . . . whatever you call it a vector?" Larry asked.

"No, it isn't. Just keep your solder cool, and I'll introduce you to one vector in half a sec. Let's think of the point where the lines cross—the center point—as the pivot for the generator coil. When the cycle starts, the coil is lying right along the 0° line. As it turns through its cycle in the direction of the arrow in the second set of axes, I can stop it at any point in its swing by drawing a line out from the center. For example, in this sketch I've stopped the coil in the position where it's turned through 90°. You can see where I've made the line thicker at the 90° point.

"That thick line is a vector. Remember, Larry, that the voltage was a maximum when the coil turned through 90°. Well, let's say the maximum voltage generated is 100 volts. We'll let a length of one inch represent this amount of voltage. So, if the voltage I want to represent by this vector is the maximum—100 volts—and this is generated when the coil is in the 90° position, I make the vector one inch long and place it along the 90° line."

"You mean, after all that talking, a vector is only a line?" Larry was disgusted.

"Only a line! Why, you . . . ! Don't let an engineer hear you say that. It's a very special line and not every line can be a vector. It has certain very special characteristics. From what we've said, can you tell me what they are?"

Larry thought about it a minute, then re-

plied, "Well, I guess the length of a vector means something. In this case it measured 100 volts. I'm not sure I get what other point you're driving at, Ken."

"I don't blame you for not getting it all at once," Ken said. "Vectors aren't the simplest of subjects at first, but when you understand them you'll find that they make sense. In the end, you'll use them all the time in following what makes a circuit tick.

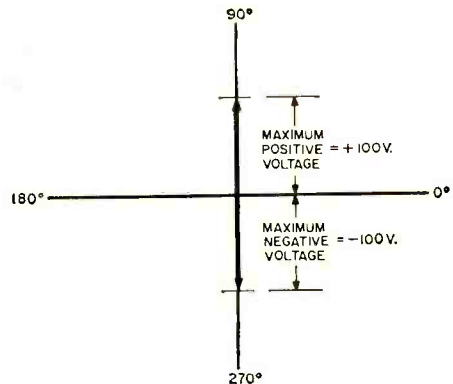
"The two important points about vectors are, first, the length or *magnitude* of the vector, and second, its *direction*, or the way it's pointing. You can say that every vector has two characteristics: magnitude and direction. These are the important differences between a vector and an ordinary line."

LARRY was eager to continue. "I think I have the idea, now, Ken. Why not give me a simple test involving vectors and see how I make out."

"Fine," said Ken. "Keeping in mind all that we discussed, let's see you add the vector for the voltage with the coil in a 90° position to the voltage vector for the coil in the 270° position."

When Larry looked puzzled about getting started, Ken said, "The way you start any problem in vectors is to draw in the two lines of the coordinate axis and then to plot the vectors. When you do this, you have a picture of the problem. That's the reason vectors are such an important tool in simplifying complicated electrical problems."

Larry went to work following Ken's instructions.



"How's that?" he asked when he had completed the drawing.

"Fine," replied Ken. "But the big ques-
(Continued on page 117)

Four-Channel Citizen's Band Transceiver

CURRENT and prospective Citizen's Band-ers should take a long look at the new Poly-Comm II transceiver. Both transmitter and receiver are crystal-controlled in this four-channel unit. The Poly-Comm operates from 117 volts a.c. and 6 or 12 volts d.c., and is available from Polytronics Laboratories, Inc., 253 Crooks Ave., Clifton, N.J., for \$179.50.

The Poly-Comm's receiver section employs nine tubes: a 6BJ6 r.f. amplifier; a 12AT7 first oscillator-mixer; a



and oscillator-mixer; a 6BJ6 first i.f. amplifier; two 6BH6's as second and third i.f. amplifiers; a 6AL5 detector/automatic noise limiter/automatic gain control; a 12AX7 first audio-squelch; and a 6AQ5 audio output. The i.f. frequencies are 6.0 mc. and 455 kc.; 16 tuned circuits appear between antenna and detector.


Four tubes make up the transmitter, two in the modulator section and two in the r.f. section. The modulator section is common to both transmitter and receiver, with one triode of a 12AX7 used as a microphone amplifier, driving a 6AQ5 modulator. In the r.f. section, a 12BH7A operates as an oscillator-tripler, driving a 6EM5 power amplifier. (A 9-mc. crystal is tripled to about 27 mc. and fed to a straight-through plate-modulated final for 3 watts power output.) One transmit and one receive crystal come with the unit; additional crystals can be plugged into the Poly-Comm

**Rugged, compact, and versatile,
the Poly-Comm II operates
from almost any power source**

to provide the remaining three channels.


A cadmium-plated steel chassis, Teflon-insulated wiring, and a weather-proofed 4" speaker equip the transceiver for marine installations. For extended use near salt water, however, the manufacturer recommends spraying the underside of the chassis with Krylon acrylic spray.

Because there is no relay for switching between transmit and receive functions, you won't hear the



usual click from the press-to-talk switch. A newly developed circuit (patent-applied-for) makes switching in the Poly-Comm entirely electronic. A portion of the transmitted signal is applied to the receiver's first r.f. stage, which acts as a diode, creating a bias that causes the a.g.c. line to cut off the receiver.

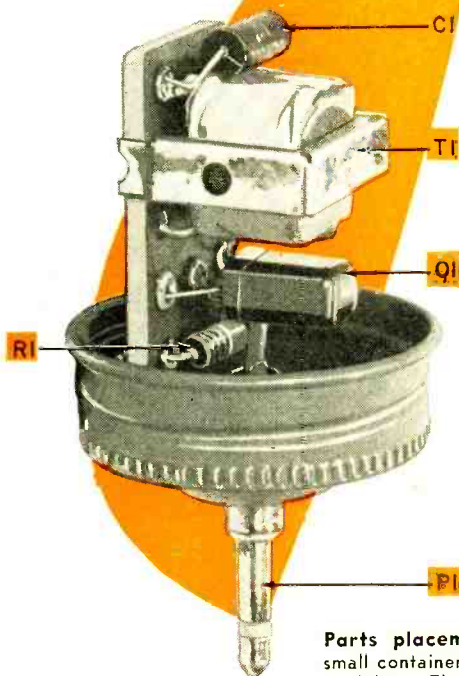
A five-mile minimum range is guaranteed for mobile-to-mobile operation in open flat terrain, and a ten-mile minimum for base-to-mobile operation under specified conditions. Channel separation is excellent. And, while the unit isn't completely weather-proof, it is the nearest thing yet in CB equipment for marine installations. —30—



MODULATE YOUR GRID-DIP METER

... with this easy-to-build plug-in accessory

By R. L. WINKLEPLECK

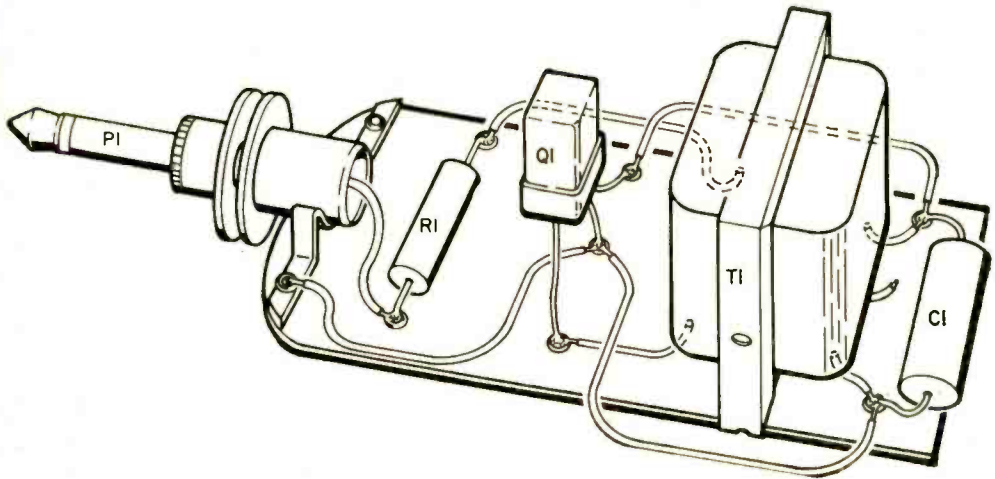


MOST EXPERIMENTERS who have used a grid-dip meter (GDM) as a signal generator know that it suffers from one major weakness in this application: the r.f. signals produced are unmodulated. It's difficult to use a GDM to check a receiver by ear, since no modulation of the r.f. signal from the GDM means no audio from the speaker of the receiver under test. Lack of a modulated output makes it virtually useless for alignment purposes, too.

But modulating your grid-dip meter is easy with the handy accessory shown here. It plugs into the phone jack on the GDM and requires no changes in the meter's circuitry. Plug it in, and your GDM is instantly modulated. Unplug it, and your GDM is precisely as it was before.

The modulator draws all its power from the meter, and its modulation frequency can be varied by adjusting the GDM's sensitivity control. This plug-in accessory

Parts placement is not critical. Any small container can be used to house the modulator. The phone plug should match the phone jack on the grid-dip meter.



HOW IT WORKS

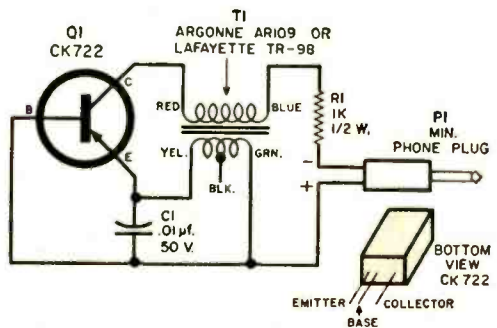
The modulator is a one-transistor feedback oscillator which operates without a battery and is driven by current in the grid circuit of the GDM. Transformer *T1* provides audio feedback between the collector and emitter circuits of the transistor. Capacitor *C1* tunes the emitter circuit to the frequency of oscillation, and resistor *R1* limits current surges. The unit acts as a grid modulator by varying the GDM grid current at an audio rate.

will work with almost every grid-dip meter on the market that has a phone jack. And you can build it in one evening for less than three dollars.

Construction. The author's model was built in a 35-mm. film can. Any small container will do, but choose one small enough to clear the controls and switches on the grid-dip meter. Cement the miniature phone plug to the lid of the can. If your GDM has a standard-size phone jack, use a mating plug and mount it on the container with a nut.

All other components of the modulator are mounted on a $\frac{3}{4}$ " x $1\frac{1}{2}$ " piece of perforated phenolic board attached to the underside of the lid. Component arrangement is not critical. Complete all wiring before the circuit board is attached to the lid of the can. Check the schematic or instruction manual of the grid-dip meter before wiring the phone plug. Polarity at the GDM phone jack must be observed or the modulator will not oscillate.

Another transistor can be substituted for the CK722 used here, but the frequency of oscillation may vary. The value of capacitor *C1* will also affect the frequency. If you



Various transistors and transformers can be substituted in the GDM modulator circuit. Changing the value of the capacitor will vary frequency of oscillation.

use a transformer other than one of those indicated on the schematic diagram, the circuit may refuse to oscillate; in this case, try reversing the leads to either the primary or secondary of the transformer.

Operation. Plug the modulator into the phone jack of the grid-dip meter, and place the GDM near the receiver antenna or i.f. circuit. Adjust the meter to the frequency of the circuit under test.

Now position the GDM sensitivity control for the desired audio tone and modulation level. You'll find that the frequency of oscillation varies with the voltage at the phone jack. The author's model oscillates in the range from 100 to 1000 cps.

When you want to go back to normal grid-dip meter operation, simply unplug the modulator.



Across the Ham Bands

By
HERB S. BRIER
W9EGQ

WHY BUY USED HAM EQUIPMENT?

A RECENT letter from Earl, K4FQU, describes how he started his ham career as a Novice with a Johnson Adventurer transmitter, adding a VFO and a screen modulator when he got his General license. Later, he acquired a used Globe LA-100 linear amplifier, boosting the Adventurer's output to a couple of hundred watts and giving him a modern phone/c.w. transmitter at a price he could afford. Earl suggests that I tell other readers who are somewhat short of cash about the advantages of buying used ham equipment. So here goes.

How Much Can You Save? Obviously, the main reason for buying used instead of new ham equipment is to save money.

Prices vary, of course, but a used current-model ham receiver or transmitter will generally cost 20% to 30% less than a similar new unit. And the cost gradually decreases for older and older equipment, with the exact price depending on the condition of the equipment and the demand for it.

A few figures selected at random from used-equipment lists will show you what to expect: Hallicrafters SX-101 receiver—used, \$255.00 to \$300.00; new, \$399.50; Hammarlund HQ-100 receiver—used, \$129.00; new, \$189.00; Heathkit DX-20 transmitter—used, ready to operate, \$29.00 to \$35.00; new (but unassembled), \$35.95; Johnson

Ham of the Month.....

John L. Reinartz, K6BJ, put his first ham station on the air in 1908 at the age of 14, earning the money to buy the parts as a 10-cents-a-day blacksmith's helper. In 1923, he and Fred Schnell worked M. Leon Deloy in Nice, France, from Connecticut on 100 meters for the first two-way crossing of the Atlantic Ocean via short-wave radio. They used a special transmitter circuit John had developed and the "Reinartz" tuner he invented in 1921 to achieve an hour-long transatlantic communication on each of two successive nights.

Two years later, in 1925, John published his theory of how short-wave signals are reflected above the earth and returned to it many miles away. Using this theory, he managed to work 5TS in California from Connecticut at high noon on 20 meters—an almost unbelievable accomplishment at that time.

Among many other accomplishments, John Reinartz developed a regenerative detector and a loop antenna for use in microwave radar. In recognition of his outstanding work, he was made a "Fellow" of the Institute of Radio Engineers in 1958.

On January 30, at the age of 66, John retired as head of the Amateur Department of the Eimac Tube Company in order to devote all his time to hamming and fishing. We at POPULAR ELECTRONICS join all his other friends in saying, "Well done, John L. Reinartz, K6BJ, a real ham!"



Valiant transmitter—factory-wired, used, \$350.00; new, \$439.50.

Where to Buy. All ham supply houses that accept trade-ins on new equipment have “reconditioned” equipment departments to dispose of ham gear accepted as trade-ins. Used or second-hand equipment is always reconditioned to put it in satisfactory working order before it is offered for sale.

It is a poorly kept secret that these dealers consider themselves fortunate to break even on used-equipment sales. But without such sales, they would be unable to accept used-equipment trade-ins.

In buying used equipment by mail, the integrity of the seller is all important. If you buy from a dealer who advertises regularly in POPULAR ELECTRONICS or other reputable electronics magazines, your risk is reduced to a minimum. The equipment will be as represented, and its price will be fair. The intense competition between dealers for your business insures a fair price.

Warranties. Will you be satisfied with used equipment? Probably, if you consider buying it in the first place (not everybody will, for various reasons). Bill Harrison, W2AVA, of Harrison Radio in New York City, says that some beginning hams shy away from buying used equipment because they feel that they aren't experienced enough to make a wise choice. But, once they have purchased a piece of used gear, many hams come back again and again for more of the same.

Most dealers offer “new-equipment” warranties on the used equipment they sell. Their exact provisions vary somewhat, but they generally offer a 10-day free-trial period. If you aren't satisfied with your purchase within this time, you may return it for full credit or refund (depending on the dealer). In addition, most dealers will allow you full credit on used gear if you

trade back the equipment within 90 days.

In practice, most dealers lean over backwards to satisfy any legitimate complaints about the used equipment they sell, because they know a satisfied customer is their best advertisement. The boys at Walter Ashe Radio in St. Louis report that they have fewer complaints or call-backs on their used-equipment sales than they do on new-equipment sales. Allied Radio in Chicago finds the percentage about the same for both new and used equipment. Judging from my mail and personal observation, these percentages seem correct.



Larry Lenon, WV6GDM, at the controls in Long Beach, Calif. He uses a Hammarlund HQ-160 and a Heathkit DX-40. See News and Views.


One disadvantage of buying used ham gear is that you cannot always get exactly what you want when you want it, because dealers' stocks are constantly changing. If the item you want is not immediately available, most dealers will hold the first available one for you if you leave a small deposit.

Only you can decide whether your particular equipment needs will be met best by buying new or used equipment. If in doubt, you probably should choose new equipment, or seek the advice of an experienced ham.

SUPPRESS THOSE HARMONICS

Second harmonics from ham signals in the 80- and 40-meter bands are often evident from 7.3 to 8.0 mc. and 14.3 to 14.6 mc.

80 METER FILTER



Simple filters suppress harmonics on the 80- and 40-meter bands. Chassis for 80-meter unit is large enough to hold the 40-meter filter as well.

Legally, harmonics from a ham transmitter must be at least 40 db below its fundamental output, but in practice any harmonic strong enough to be heard over a mile from your antenna can earn you a "pink ticket" from the FCC, as many hams can tell you. The simple filters shown here will attenuate your transmitter's harmonic output at least 20 db.

Parts values are given for both the 80- and 40-meter bands. The 80-meter filter uses mica capacitors with a 2500-volt d.c. working voltage for *C1* and *C3*, and incorporates standard coaxial connectors. It will handle a kilowatt easily.

The 40-meter filter incorporates silver mica capacitors with a 500-volt d.c. working voltage for *C1* and *C3*, and RCA-type phono pin jacks are used as connectors. It handles 150 watts.

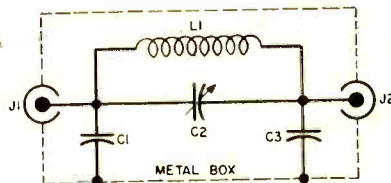

Both filters can be built into the box specified for the 80-meter filter. A piece of aluminum should be inserted between the two filters, however, to isolate them from each other.

If desired, higher-voltage capacitors can be used in the 40-meter filter to increase its power-handling capabilities. Likewise, lower-voltage capacitors can be used in the 80-meter filter for lower-powered rigs.

After the filters are completed, adjust *C2* with a grid-dip meter coupled to the coil.

May, 1960

40 METER FILTER



PARTS LIST

80-Meter Filter

C1, C3—0.0003- μ ft., 2500-volt mica capacitor (Aerovox 1447 or equivalent)

C2—25 to 280 μ ft. mica trimmer capacitor

L1—Nine turns of #14 wire, 1/4" diam., 1 1/2" long (section of Illuminetics 1006T coil stock)

J1, J2—Coaxial connector (Amphenol 83-1R or equivalent)

1—3" x 4" x 5" aluminum box (Bud AU-1028 or equivalent)

40-Meter Filter

C1, C3—160- μ ft., 500-volt silver mica capacitor

C2—9 to 180 μ ft. mica trimmer capacitor

L1—Ten turns of #16 wire, 5/8" diam., 1 1/4" long (part of B & W 3006 Miniductor)

J1, J2—RCA-type phono jack

1—2 1/4" x 2 1/4" x 4" aluminum box (Bud CU-2103A or equivalent)

Tune the 80-meter unit to resonance at 6 mc. for maximum suppression of 80-meter Novice harmonics, or to 6.24 mc. for maximum suppression of 75-meter harmonics. Resonate the 40-meter filter at 11.48 mc. If you don't have a grid-dip meter handy, install the unit in the antenna-feed line and adjust *C2* for minimum signal while a local ham listens for your harmonic.

Do not leave the wrong filter in the circuit when you change bands, or you will probably burn out *C2*.

(Continued on page 114)



RADIO PAGING

This miniature radio permits employees at the Invalides Air Terminal in Paris to listen to messages from the central telephone room, with passengers no longer annoyed by distracting loudspeaker calls. After the employee's attention is attracted by a "beep beep," he holds the receiver to his ear to hear the message. (UPI photo)



MAMMOTH MAGNET

Scheduled to go into action soon is the world's largest permanent magnet. Made by Arnold Engineering Co., subsidiary of Allegheny Ludlum Steel Corp., it will help pump liquid sodium at an atomic reactor being built in Idaho. It weighs 1720 pounds and is made of Alnico V.

SPECTACULAR TV TOWER



A new ultra-modern TV tower has recently been built near Heidelberg in West Germany. The 124-foot structure has an observation tower for visitors and a tank for storing drinking water. An antenna placed atop the tower will make the total height of the installation 258 feet. (Wide World photo)



THE
INTERNATIONAL

Traveler

NEW ALL TRANSISTOR
PORTABLE TRANSCEIVER

- Truly Portable • All Transistor
- Built-in rechargeable battery and charger

A completely new, truly portable, all transistor Transceiver for the Citizens Radio Service. Compact: 4" x 6" x 7 $\frac{3}{4}$ ". Weighs less than 5 lbs. Small but mighty . . . The Traveler packs 15 transistors providing maximum "talk power" and "reception." Built-in speaker plus separate phone jack.

Special High Frequency transistors are utilized in the transmitter. The receiver's dual conversion superhetrodyne RF circuits use special


High Frequency transistors. Provides microvolt sensitivity.

Truly effective noise limiter and squelch, two channel crystal controlled transmitter, two channel crystal controlled receiver. Powered by nickel cadmium battery which outlasts conventional rechargeable battery by 20 times.

See the exciting new TRAVELER 2-way radio at your International dealer today, or write for additional information.

Complete with portable battery and built-in charger, microphone, 2 sets crystals, whip antenna, carrying strap, and mobile mounting bracketonly \$249.50

THE TRAVELER is also available as a 115 VAC transistor model. Beautiful "hand finished" wood case complete with 2 sets crystals, and microphone.....only \$199.50



**INTERNATIONAL
CRYSTAL MANUFACTURING CO., INC.**

18 NORTH LEE
OKLAHOMA CITY, OKLAHOMA


May, 1960



The perfect communicator in the home, the office, the car, as well as outdoors. Inconspicuous atop the desk. Adjust the special shoulder strap and it becomes your companion in the field. Quick clamp mounting bracket for mobile use.

FROM HEATH...

14 NEW KITS



AA-50 \$79⁹⁵

HI-FI RATED 25/25 WATT STEREO AMPLIFIER-PREAMPLIFIER KIT

A complete 25/25 watt stereo power and control center (50 watts mono) . . . 5 switch-selected inputs for each channel . . . new mixed center speaker output . . . stereo reverse and balance controls . . . special channel separation control . . . separate tone controls for each channel with ganged volume controls . . . all of these deluxe features in a single, compact and handsomely styled unit! Five inputs for each 25 watt channel are provided: stereo channel for magnetic phono cartridge (RIAA equalized); tape head input; three high level auxiliary inputs for tuners, TV, etc. There is also an input for monophonic magnetic phono cartridge, so switched that monophonic records can be played through either or both amplifiers. The automatically mixed center speaker output lets you fill in the "hole-in-the-middle" found in some stereo recordings, or add extra monophonic speakers in other locations. Nearly all of the components are mounted on three circuit boards, simplifying assembly and minimizing possibility of wiring errors. 30 lbs.

New Heathkit Stereo Hi-Fi Components . . .

plus Exciting New Kits for the Ham, Technician,

Boating Fan and Hobbyist



AD-10


\$33⁹⁵

MANUAL STEREO RECORD PLAYER KIT

Made by famous Garrard of England, the AD-10 is a compact 4-speed player designed to provide trouble-free performance with low rumble, flutter and wow figures. "Plug-in" cartridge feature. Rubber matted heavy turntable is shock-mounted, and idler wheels retract when turned off to prevent flat spots. Powered by a line-filtered, four-pole induction motor at 16, 33 $\frac{1}{2}$, 45 and 78 rpm. Supplied with Sonotone STA4-SD ceramic stereo turn-over cartridge with .7 mil diamond and 3 mil sapphire styli. Mechanism and vinyl covered mounting base preassembled, arm pre-wired; just attach audio and power cables, install cartridge and mount on base. With 12" record on table, requires approximately 15" W. x 13" D. x 6" H. Color styled in cocoa brown and beige. 10 lbs.



a subsidiary of
DAYSTROM, INCORPORATED



AA-20 \$34⁹⁵




AA-30 \$45⁹⁵



SA-2 \$54⁹⁵



SA-3 \$29⁹⁵



AN-10 \$19⁹⁵

ECONOMY STEREO PREAMPLIFIER KIT

Although these two new Heathkit models are designed as companion pieces, either one can be used with your present stereo system. The preamplifier (AA-20) features 4 inputs in each stereo channel and gives you a choice of 6 functions. It will accommodate a magnetic phonograph (RIAA equalized), a crystal or ceramic phonograph, and two auxiliary sources (AM-FM tuners, TV, tape recorders, etc.) and is completely self-powered. The six-position function selector switch gives you instant selection of "Amplifier A" or "Amplifier B" for single channel monophonic; "Monophonic A" or "Monophonic B" for dual channel monophonic using both amplifiers and either preamplifier; "Stereo" and "Stereo Reverse". 8 lbs.

HI-FI RATED 14/14 WATT BASIC STEREO AMPLIFIER KIT

Two 14-watt high fidelity amplifiers, one for each stereo channel. are packaged in the single, compact, handsomely styled amplifier (AA-30). Suitable for use with any stereo preamplifier or with a pair of monophonic preamplifiers, it features individual amplifier gain controls and speaker phase reversal switch. Output terminals accommodate 4, 8 and 16 ohm speakers. 21 lbs.

HI-FI RATED 14/14 WATT STEREO AMPLIFIER KIT

A tremendous dollar value in the medium power class, this top-quality stereo amplifier-preamplifier combination delivers full 14 watts per stereo channel (28 watts monophonic) to drive your stereo system with ease, while versatile controls give you fingertip command of its every function. In addition to "stereo" and "stereo reverse" functions, the SA-2 provides for complete monophonic operation. Inputs on each stereo channel accommodate "magnetic phono" (RIAA equalized), "crystal phono", "tuner" and high level auxiliary input for tape recorder, TV, etc. Other features include a speaker phase-reversal switch, clutched volume controls, ganged tone controls, filament balance controls, and two AC outlets to accommodate accessory equipment. Handsomely styled in black with inlaid gold design. 23 lbs.

UTILITY RATED 3/3 WATT STEREO AMPLIFIER KIT

Your least expensive route to stereo, the SA-3 delivers 3 watts per stereo channel (6 watts monophonic), adequate for average living-room listening. The high level preamplifier has two separate inputs for each channel and is designed for use with ceramic or crystal cartridge record players, tuners, tape recorders, etc. Featured are ganged bass and treble tone controls, clutched volume controls, channel reversing switch, speaker phase reversal switch and mono-stereo function selector switch. Attractively styled with satin-black cabinet. 13 lbs.

MIXED LOWS STEREO CROSSOVER NETWORK KIT

The AN-10 makes it possible for you to convert to stereo or improve your present stereo system by using just one bass "woofer"; saves buying a second bass speaker, permits using more economical "wing" speakers, improves the bass response of any stereo system. Delivers the non-direction bass frequencies of both channels below 250 cps to a single woofer and passes the higher frequency stereo channels to a pair of wing speakers. Rated at 25 watts per channel. Matches 8 or 16 ohm woofers, 8 ohm high frequency speakers, or Heathkit SS-1-2-3 speaker systems. 10 lbs.

TURN PAGE FOR MORE HIGH QUALITY DO-IT-YOURSELF KITS




HEATHKIT® GIVES YOU MORE IN THESE TEN WAYS:

- Building a Heathkit is easy**—Check-by-step instruction manuals make it virtually impossible for you to fail.
- Building a Heathkit is quick**—No complicated, technical jargon for you to decipher; at most, a Heathkit takes only a few evenings to assemble.
- Building a Heathkit is economical**—Mass production and purchasing economies are passed directly along to you, our customers.
- Building a Heathkit is educational**—As you build, you learn . . . more about electronics, more about the component units and when and where to add them.
- Building a Heathkit is fun**—Nothing quite equals the sense of achievement you receive when you successfully complete a Heathkit unit and "tune-in" for the first time.
- Your Heathkit is Guaranteed**—Every Heathkit unit is guaranteed to meet advertised performance specifications . . . or your money will be cheerfully refunded.
- Your Heathkit is available on Convenient Credit**—Our time payment plan makes it possible for you to order now . . . pay later.
- Your Heathkit is Tops in Quality**—The very finest in electronic equipment comes to you in kit form from the Heath Company.
- Heathkit Dealers can Serve you Locally**—Carefully selected Heathkit representatives are available in most localities.
- Heathkit Service is Customer Service**—Our staff of technical experts is always ready to answer your questions or help you if you have any difficulty.



GC-1
\$99.95
\$10.00 dn., \$9.00 mo.



XR-2P
\$29.95
(6 lbs.)



XR-2L
\$34.95
(7 lbs.)

TEN-TRANSISTOR "MOHICAN" GENERAL COVERAGE RECEIVER KIT (GC-1)

An excellent portable or fixed station receiver. Many firsts in receiver design, ten transistor circuit, flashlight battery power supply and new ceramic IF transfilters. The amazing miniature transfilters used in the GC-1 replace transformer, inductive and capacitive elements used in conventional circuits for shaping bandpass; offer superior time and temperature stability, never need alignment, provide excellent selectivity. Telescoping 54" whip antenna, tuning meter, fly-wheel tuning and large slide-rule dial also featured. Covers 550 kc to 30 mc in five bands. Electrical handspread on five additional bands cover amateur frequencies from 80 through 10 meters. Operates up to 400 hours on 8 standard size "C" batteries. Sensitivity: 10 uv, broadcast band; 2 uv, amateur bands, for 10 db signal-to-noise ratio. Selectivity: 3 kc wide at 6 db down. Measures 6 1/2" x 12" x 10". 20 lbs.

HEATHKIT XP-2. Plug-in power supply for 110 VAC operation of GC-1. 2 lbs. \$9.95



HD-19
\$34.95



HD-20
\$14.95

6-TRANSISTOR PORTABLE RADIO KIT (XR-2 Series)

Unsurpassed quality and styling are combined in these handsome sets to provide you with superb and dependable portable entertainment wherever you are—wherever you go! Choose the gleaming, two-tone molded plastic model or the handsome simulated leather-and-plastic combination—both feature a gracefully curved grille in smart beige plastic. The XR-2P complements the handsome grille with a mocha colored case of high-impact plastic, while the XR-2L encases the beige grille in suntan color Sur-U-Lon simulated leather. Vernier tuning control gives you smooth, precise station selection. Six Texas Instrument transistors are used for quality performance and long life; a large 4" x 6" PM speaker with heavy magnet provides "big set" richness of tone. Ready to play after simple assembly—transformers prealigned. Six flashlight batteries used for power (500—1,000 hrs.) (Batteries not included).



HW-19 (10 meter)
HW-29 (6 meter)

\$39.95
each

a subsidiary of
DAYSTROM, INCORPORATED

Order Direct by Mail or

ORDERING INSTRUCTIONS

Fill out the order blank below, giving us your name and address in the space provided at right. Include charges for parcel post according to weights shown. Express orders are shipped delivery charges collect. All prices F.O.B. Benton Harbor, Mich. A 20% deposit is required on all C.O.D. orders. Prices subject to change without notice. Dealers and export prices slightly higher.

QUAN.	ITEM	MODEL NO.	PRICE

Ship via Parcel Post Express C.O.D. Best Way

FREE CATALOG!

Over 150 items of stereo, marine, amateur and test equipment are illustrated and described in the complete Heathkit Catalog.



HEATH COMPANY Benton Harbor 10, Mich.
Please send my free copy of your complete catalog.

NAME _____


ADDRESS _____

CITY _____ ZONE _____ STATE _____

New! One switch operation

"HYBRID" PHONE PATCH KIT (HD-19)

Transfer calls from ham rig to telephone by flipping a single switch! Allows voice control (VOX) or manual operation. VU meter monitors output to 600 ohm line and serves as null depth indicator. Separate receiver and transmitter gain controls. Provides better than 30 db isolation between receive and transmit circuits. All leads filtered to minimize RF feedback. Matches receivers with 3 to 16 ohms impedance. 4 lbs.



TT-1
\$13.495
\$13.50 dn., \$12.00 mo.

NEW 100 KC CRYSTAL CALIBRATOR KIT (HD-20)

This versatile ham aid provides marker frequencies every 100 kc between 100 kc and 54 mc. Use to align all types of communications equipment. Features transistor circuit dependability, battery power portability, and crystal control accuracy. .005% crystal supplied. 1 lb.



Two brand new models

HEATHKIT 10 & 6 METER TRANSCEIVERS

Complete ham facilities at low cost! Ideal for beginning and veteran hams for local net operations. Transmitter and receiver are combined in one easy-to-use instrument. Features neat, modern styling, press-to-talk transmit/receive switch, built-in AC power supply, variable receiver tuning, variable gain control, and amplifier metering jack. Operates mobile using vibrator power supply. Microphone and two power cables included. Handsomely styled in two-tone mocha and beige. Less crystal.

VIBRATOR POWER SUPPLIES: VP-1-6 (6 volt), VP-1-12 (12 volt). 4 lbs. Kit; **\$8.95** each. Wired; **\$12.95** each.



EK-1
\$19.95

MUTUAL CONDUCTANCE TUBE TESTER (TT-1)

The impressive list of its features make this tube tester a fine value. Tests Gm (amplifiers) from 0-24,000 micromhos. Emission, Leakage, Grid current ($\frac{1}{4}$ microampere sensitivity). Voltage regulators (built-in variable DC power supply), Low power Thyatron and Eye tubes. Features 300, 450, and 600 ma constant current heater supplies, life test. Hybrid tube test, built-in switch operated calibration circuit. Large easy-to-read meter, and constant tension free-rolling roll chart mechanism. Individual selector switches allow testing any tube type, regardless of basepin connections, protecting against obsolescence. Assembly simplified by 7 wiring harnesses and transformer terminal board. Assembly skill of technician or higher recommended, time 40 hours average. Black leatherette case with white trim, nylon feet, removable top. 27 lbs.

EDUCATIONAL KIT (EK-1)

Teaches, as you build, the basic "yardsticks" of electronics—opens up fascinating areas of study for youngsters and adults alike. The combination kit and text-workbook gives you a practical demonstration of the principles of voltage, current and resistance; the theory and construction of direct current series and parallel circuits, voltmeter, ammeter and ohmmeter circuits and the application of ohms law to these circuits. The completed meter is used to verify ohms law and the maximum power transfer theorem, one of the most important theorems in electronics. The finished kit, a practical volt-ohm-milliammeter, may be used in a variety of applications. Procedures for checking home appliances and automobile circuits included with the kit. The EK-1 will serve as a prerequisite to following Heathkit Educational kits. Get started NOW in this new and exciting series of "learn-by-doing" educational kits. 4 lbs.

See Your Heathkit® Dealer*

*The convenience of Local Heathkit Sales and Service costs but a few dollars more.

By
JOHN T. FRYE
W9EGV



Carl and Jerry

The Black Beast

THE BRIGHT May morning found Carl and Jerry furiously pedaling their bicycles along a dirt road paralleling the river west of their home town.

"As I told you," Carl was explaining to his puffing companion, "yesterday afternoon I was trying out my new spinning reel along the path that runs between the bottom of the limestone bluff and the river. On the very first cast I let go of the line at the wrong time, and my favorite flat-fish lure sailed backwards into some scrub trees growing right against the base of the cliff. In trying to free the lure, I spied this narrow opening that looks like the mouth of a cave. I didn't have a flashlight; it was getting late; I knew my favorite pal would want to explore the cave with me; so I came home."

"What you really mean is that you were scared to go in by yourself," Jerry said with a sniff as he braked his bicycle to a sliding halt at a point where a steep path led down to the river.

Carl led the way down this path and then along a narrow, rocky ledge between the water and the cliff for a hundred yards or so. Then he clawed his way through some stunted trees and thorn bushes, and finally stopped triumphantly in front of an opening a couple of feet wide and about six feet high in the white limestone wall. The boys turned on their flashlights and very cautiously entered the narrow tunnel. It twisted and turned for some hundred feet and then suddenly emerged in a domed, nearly circular room at least twenty feet in diameter.

"Hey, Jer, look at that!" Carl breathed in a hoarse whisper as his flashlight beam came to rest on a dim, crude picture painted on the smooth white wall of the cave. As the circles of light from the two flashlights followed each other around the room, paint-

ings and drawings as high as a man could reach were revealed on the walls.

"They must have been painted by Indians many years ago," Jerry whispered, shivering in the chill damp air of the cave. "Hey! What are we walking on?" he exclaimed as he tripped over something.

Carl shined his light down at their feet and then said softly, "Oh, oh!" The floor of the cave was strewn with large bloody bones with bits of flesh still clinging to them.

"Man, let's get out of here," Carl exclaimed as he headed for the tunnel opening. "Maybe the—the—the thing that lives here comes home for lunch."

The boys left the cave a lot faster than they had entered it.



"No ninety-pound weakling lives in there," Jerry asserted. "Those bones belonged to an animal at least cow-size."

"Yeah, and look at this," Carl added as he reached up and plucked a tuft of black coarse hair from a thorny branch hanging down over the cave. "Whatever it is, it's black and hairy and taller than we are."

"A black beast!" Jerry exclaimed in awe as he stared at the lock of hair in Carl's hand. "Let's find out what it is!"

"Like how?" Carl questioned dubiously.

"Hm-m-m-m, that's a good question. We can't stay down here and watch the cave without danger of the thing's scenting us."

"And probably gnawing on us like he did on those bones," Carl added. "But we can't watch from the top of the bluff because that overhang of rock conceals the cave mouth from sight up there."

"I got it!" Jerry exclaimed. "Remember when we used a simple capacitance relay to make that chicken-stealing coon at my uncle's farm take his own picture? Well, I've been experimenting with a new-type capacity relay described in the February *Electronics World*. We can camp safely on top of the bluff and let this relay tell us

when anything or anyone enters the cave."

"What's special about this relay?"

"The sensing probe can be some distance from the relay and connected to it through a coaxial cable. The relay has two identical low-frequency r.f. oscillators: one fixed-tuned with a 300- μf . capacitor, and the other tuned by a semi-variable capacitor in parallel with the capacitance of the coax line. This oscillator is set about 1000 cps higher in frequency than the fixed oscillator. The heterodyned difference beat between the two oscillators is amplified and fed through a low-pass filter to the control grid of a thyatron tube with a relay in its plate circuit.

"As long as nothing is near the probe, the low-pass filter prevents the 1000-cycle signal from reaching the thyatron and firing it; so the relay contacts remain open. When a body approaches the sensing probe, the additional capacity thus produced lowers the frequency of the tunable oscillator and also the difference-frequency heterodyne fed to the amplifier. This lower frequency passes readily through the filter, fires the thyatron, and closes the relay.

"There's only one joker," Jerry added

Get This Valuable Book

FREE



Just For Examining COYNE'S New Set

"Applied Practical Radio-Television"
on 7 DAY FREE TRIAL!

Yes, you get our big Diagrams book, FREE! It's like a road-map that shows you the way to easier Radio-TV repair. Needed by every serviceman. Complete 11x22" Schematic Diagrams on many Radio and TV sets help cut servicing time. Includes simple instructions on how to use diagrams and picture patterns. This book is yours FREE for asking to see Coyne's great new 7-book set, "Applied Practical Radio-Television!"

AT LAST! MONEY-MAKING "KNOW-HOW" ON TRANSISTORS, COLOR TV AND SERVICING

Coyne's great 7-volume set gives you all the answers to servicing problems—quickly! For basic "know-how" that's easy to understand you'll find everything you want in Volumes 1 to 5 on over 5000 practical facts and data. Every step from fundamentals to installing, servicing and trouble-shooting all types of radio and TV sets. So up-to-date it includes the latest on COLOR TV and UHF. All this plus Volume 7—**TRANSISTOR CIRCUITS**—the most complete book ever published on the applications of transistors in electronics. **New! Set has colorful design, washable covers.**

EXTRA! 868 Page TV Encyclopedia Included! For speedy, on-the-job use, you also get Volume 6—famous Coyne CYCLOPEDIA. Answers problems on servicing, alignment, installation, etc., in easy ABC order. Use this 7-volume **TV-RADIO LIBRARY FREE for 7 days; get the Servicing Book FREE!**

FREE!
5 YEARS
OF VALUABLE
SUPPLEMENTS



With your set you also get Coyne's annual Supplement Service FREE for 5 years. Keeps your set up-to-date on everything that will be new in radio, television, electronics and electricity.

NOW!
7 BIG BOOKS
IN ONE
GREAT SET!



SEND NO MONEY!

Just mail coupon for 7-volume set on 7 days free trial. We'll include book of 150 TV-Radio Patterns & Diagrams. If you keep the set, pay \$3 in 7 days and \$3 per month until \$27.25 plus postage is paid. (Cash price, only \$24.95.) Or you can return the library at our expense in 7 days and owe nothing. **YOU BE THE JUDGE. Either way, the book of TV-Radio Patterns is yours FREE to keep!** Offer is limited. Act NOW!

FREE BOOK—FREE TRIAL COUPON!

Educational Book Publishing Division
COYNE ELECTRICAL SCHOOL, Dept. 50-PE
1501 W. Congress Pkwy., Chicago 7, Ill.

YES! Send 7-Volume "Applied Practical Radio-Television" for 7 days FREE TRIAL per your offer. Include TV-Radio Patterns & Diagram Book FREE.

Name Age

Address

City Zone State

Where Employed

Check here if you want library sent C.O.D. You pay postman \$24.95 plus C.O.D. postage on delivery. 7-day money-back guarantee.

Educational Book Publishing Division
COYNE ELECTRICAL SCHOOL
1501 W. Congress Pkwy., Dept. 50-PE Chicago 7, Ill.

thoughtfully as his eye measured the distance between the cave and the overhanging ledge. "The RG-8/U coaxial cable I've been using has a capacitance of 29.5 μmf . per foot. It's about twenty feet from the cave to that overhang where we could conceal the gadget and then run lamp cord from the relay contacts on up to the alarm at the top of the bluff."

"And 20 times 29.5 is 590 μmf .—far in excess of the 300- μmf . total capacity required to tune the oscillator to the right frequency," Carl finished.

"Of course, there are special coaxial cables with less capacity, but none in this town . . ."

"I can solve your problem!" Carl interrupted as he started back toward the path. "I'll tell you about it on the way home."

ONCE HOME, they set feverishly to work. A twenty-foot length of RG-8/U was firmly anchored at one end and the remainder stretched out straight. The anchored end had its inner conductor tinned and a No. 30 wire carefully soldered to it. Heavy leads from a low-voltage high-cur-



rent transformer were run to the two ends of the center conductor. By means of an autotransformer in the primary circuit, the current through the inner conductor was gradually increased until the conductor grew noticeably warm. Carl watched the dielectric material around the conductor carefully, and when he decided it was softened the proper amount by the heat, he unsnapped the leads from the transformer, grasped the end of the conductor with a

pair of vise-grip pliers, and, walking backwards, easily pulled the conductor out of the cable and the No. 30 wire into the cable in its place.

Since the capacity of the cable was chiefly a function of the ratio of the inside diameter of the shield to the diameter of the conductor, replacing the conductor with the No. 30 wire drastically reduced the capacity of the cable—and incidentally raised its characteristic impedance. Now, with the reworked cable in place and the capacitance relay powered from batteries, the oscillator could easily be tuned to the proper frequency.

Soon the boys were pedaling slowly back toward the cliff burdened with gear for an overnight camp plus a long length of strong rope and Carl's .22 rifle. They tied the rope to a tree on top of the bluff directly above the cave, and Carl lowered himself to the overhang of rock. There he set up the capacitance relay with its battery power supply.

The coax cable was run down to the cave, and a lamp cord was run to the top of the bluff from the relay contacts. Both were concealed by vines growing on the face of the cliff. A small wire was connected to the bottom end of the coax inner conductor and artfully concealed around the opening in the cliff. Carl adjusted the variable frequency oscillator so that the relay contacts remained open until Jerry approached the opening; then they closed. They even closed when he tried to sneak in on his hands and knees.

The boys pitched their tent right at the edge of the bluff. They connected a battery and small light bulb in series across the two wires coming up from the relay contacts and fastened the lamp to the ridge-pole of their little tent. It was dark by the time they finished supper; and now, with nothing more to do except wait, the weariness resulting from the day's strenuous activities overtook them. After fighting sleep for a short time in the warmth of their campfire, they gave up, crept into the tent, and almost immediately lost consciousness.

WHEN Carl was snapped wide awake some time later by a light shining in his face, he instinctively felt that several hours had passed. Reaching over, he roughly poked his still-sleeping companion in the ribs. "Come on, wake up! Something's entered the cave and turned on the light."



Jerry sat up and rubbed his eyes sleepily. "Maybe we ought to wait until morning," he said with a shiver as he looked at the darkness outside.

"None of that!" Carl said sternly. "We go look now before he gets away. Remember this was your idea."

Stealthily the two boys, Jerry carrying the flashlight and Carl carrying the rifle, stole down the steep path and back along the narrow strip of rock leading to the cave. Not a sound could be heard except the singing of the night insects and the gurgling of the river.

"You go first with the rifle. I'll be right behind you with the light," Jerry suggested in a shaky whisper as they stopped in front of the yawning, pitch-black opening in the rock.

"Okay, but just don't get in my way if I suddenly decide I want out," Carl warned.


Slowly and cautiously the two boys entered the tunnel. Carl held the rifle stiffly out in front of him, and Jerry walked right on his heels with the glowing flashlight thrust through the crook of Carl's elbow.

Nothing happened until they reached the last right-angle turn in the tunnel. Suddenly Jerry clutched Carl's shoulder. "Listen!" he hissed. "Didn't you hear something?"

"How can I with you breathing in my ear like an asthmatic grampus?" Carl retorted as he edged around the turn.

The beam of the flashlight shining across the room revealed nothing, but as the two boys stepped from the tunnel, a pair of hairy arms reached out from the side and grabbed both the rifle and the flashlight, wrenched them out of the boys' hands, and sent the two stumbling forward to their knees in inky darkness. Carl was on his feet like a cat, but when he turned toward where he thought the tunnel opening was, he ran against a great hairy creature that smothered him in a vise-like grip.

"Kick him! Bite him, Jer," Carl shouted



SPECIAL OFFER

25¢

Hear these authentic recordings of dramatic events from

"The Amazing World of Short Wave Listening"

narrated by Alex Dreier, Radio-TV "Man on the Go"

- President's voice from outer space!
- Actual capture of a desperate criminal!
- Radio amateur at Little America!
- Ships at sea . . . aircraft in action!



S-38E receiver
\$59.95

3 short wave bands plus standard broadcast. Built-in speaker, headset output.

MAIL COUPON TODAY!

hallicrafters...
DEPT. 36 CHICAGO 11, ILL.

Gentlemen: Please rush by return mail my recording, "The Amazing World of Short Wave Listening." I enclose 25¢.

NAME _____

ADDRESS _____

CITY _____ STATE _____

NEW-BRIAR PIPE DISCOVERY WILL YOU TEST SMOKE THIS DEMONSTRATOR AT OUR RISK?

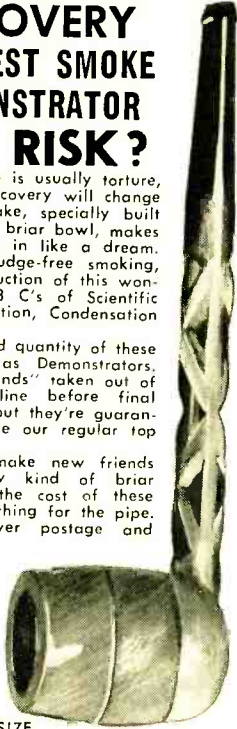
Breaking in a new pipe is usually torture, but this "magic-cake" discovery will change all that. A nut sweet cake, specially built into the genuine imported briar bowl, makes this mellow beauty break in like a dream. You'll get dry, clean, sludge-free smoking, because the special construction of this wonderful pipe utilizes the 3 C's of Scientific Smoke Control — Combustion, Condensation and Capillary Attraction.

We've set aside a limited quantity of these imported briar beauties as Demonstrators. The bowls are "slight seconds" taken out of the regular production line before final smoothing and polishing, but they're guaranteed to smoke exactly like our regular top quality \$2.95 model.

Because we want to make new friends for this sensational new kind of briar pipe, we've written off the cost of these Demonstrators. Send us nothing for the pipe. Please send 25¢ to cover postage and handling.

All we ask in return is your good-will and word of mouth advertising if you like the pipe. Remember, the risk is ours, you can't lose. Sorry, only 1 Demonstrator to a family on this non-profit transaction. (Good in the U. S. A. only.)

PIPE 2/3 ACTUAL SIZE



WALLY FRANK Ltd. Dept. J118

132 Church Street, New York 7, N. Y.

I enclose 25¢. Send me the Demonstrator Pipe described above. Please Print Name and Address Below.

TRAIN for SUCCESS with CENTRAL

Electronics TV and RADIO

Read about opportunities for electronic technicians in giant aero-space industry, radar, television, computers, atomic energy, etc. Published by leading midwestern technical institute—offering resident and home study courses.

FREE BOOK

Airlines

- Learn how to qualify as
- Airline Station Agent,
- Reservationist, Passenger
- Agent, Radio Operator, etc.
- Fly the jets.
- Nation-wide placement service.

FREE BOOK

ACCREDITED BY NHSC

CENTRAL TECHNICAL INSTITUTE (Est. 1931)
Dept. A-50, 1644 Wyandotte Street, Kansas City 8, Missouri



LOOK

NO FURTHER . . . IF YOU'RE UNHAPPY WITH "HI" HI-FI PRICES. WRITE FOR OUR UNUSUAL AUDIO CATALOG. KEY ELECTRONICS CO. 120-B Liberty St., N. Y. 6

as he sank his teeth into a loose fold of the skin of the beast.

"I wouldn't do that," a deep chuckling voice answered. "I don't think my dad will like it if you chew a hole in his beloved old raccoon coat."

At this instant the flashlight came on and revealed a large smiling young man dressed in a bulky fur coat. Over at one side of the room was a camera on a tripod.

"So you boys want an explanation, and you've got one coming," the personable youth went on. "My name is Dick Palmer, and I'm a junior at the state university. About a month ago I stumbled upon this cave. I have a hunch these pictures were made by the mound builders that used to live around here. Photography is a hobby of mine, and I instantly got the idea of photographing the pictures and selling them to one of the big picture magazines. I need the money to finish my college education.

"I've been driving back here every night I could get away from school to photograph these walls. It took a lot of experimenting with lighting and so on, but I finished the job tonight. Yesterday afternoon I had a little free time and drove over, but just as I got here, you," he said, nodding at Carl, "discovered the cave. I simply had to have a few more hours to finish up; so last night I stopped at a butcher shop and got a big bag of beef bones to spread around the cave and maybe convince you that this was the lair of a dangerous animal.

"When I heard you two coming down the tunnel tonight and saw that rifle, I decided I'd better disarm you first and explain later. You sounded a little trigger-happy."

"Why the fur coat?" Jerry asked.

"It gets darned chilly in here; so I've been wearing the old fur coat dad had in college to keep me warm. Now I've got a couple of questions. How come you're prowling around here at midnight, and how did you know I was in here?"

"COME on up to our camp on top of the bluff, and we'll show you, and give you a cup of hot chocolate," Jerry offered.

"And you needn't worry that we'll blab about that cave," Carl added. "You found it, and it's your secret."

"Fine, men. If I'd known you were that sort, we could have saved all of us a lot of trouble."

"And goose pimples!" Jerry admitted with a grin.

ELECTRONIC KITS 1960 DIRECTORY



500 ELECTRONIC KITS

WHAT THEY ARE!
WHAT THEY COST!
WHAT THEY DO!

Yours in the brand new 1960

ELECTRONIC KITS 1960 DIRECTORY

Here it is—the only complete, comprehensive directory covering the exciting world of electronic kits! It's yours in the 1960 ELECTRONIC

KITS DIRECTORY—over 160 pages—listing over 500 kits of all kinds. Each listing gives you manufacturers, specifications, prices, everything you need to know about kits!

You'll find such informative features as:

- **GIANT KIT BUILDERS GUIDE**

Gives you the latest improvements, and innovations in kits...helps you select the right kit...identifies parts for you, too!

- **COMPLETE SURVEY AND DIRECTORY OF:**

Kits for HI-FI—make your own amplifiers, preamps, speakers, turntables, stereo control units, and tone arms.

Kits for COMMUNICATIONS—Rundowns on kits for oscilloscopes, tube testers, power supplies, transmitters, receivers, transceivers. Kits

for EDUCATION—Coverage of radio kits and many other special projects.

NOW ON SALE AT YOUR FAVORITE
NEWSSTAND OR ELECTRONIC PARTS
STORE **ONLY \$1.00**

Don't miss 1960 ELECTRONIC KITS DIRECTORY. Now on sale at newsstands, electronic parts stores and hi-fi salons! Buy your copy today, or order by using the handy coupon at right. Only \$1.00.

Ziff-Davis Publishing Company
Department PE 56
434 S. Wabash Ave., Chicago 5, Illinois
Please send me a copy of the 1960
ELECTRONIC KITS DIRECTORY. I enclose
\$1.00 plus 10¢ to cover mailing and handling
charges. (Canada and Foreign \$1.25 plus 10¢
postage).

Name _____

Address _____

City _____ Zone _____ State _____

ELECTRONICS
BOOK SERVICE

will send you your choice of the world's greatest electronics books with a **7-DAY MONEY-BACK GUARANTEE**

Here are some of the world's greatest electronics books...chosen carefully by the editors of the Ziff-Davis Electronics Division as among the best in their fields. You'll find top-notch texts and manuals on theory and instruction...important volumes covering every aspect of high fidelity and tape recording...reference books to help you understand such fields as computers, citizens band and electronics experimentation. Each volume is designed to help you get more

know-how, greater enjoyment from your electronics specialty—and each is sent to you with this guarantee: If you are not completely satisfied after reading and studying your books for seven full days, return them and you will receive a complete refund, with no questions asked! Here is the perfect way to build the library every man in electronics must have. A perfect way, incidentally, to solve gift problems too. Simply use the coupon below to indicate your choices and to place your order!

THEORY AND INSTRUCTION

2015. BASIC ELECTRONICS by **BERNARD GROB**. An introductory text on the fundamentals of electricity and electronics for technicians in radio, television and industrial electronics. Exceptionally clear style makes this book ideal for home study. \$9.25

2018. ELEMENTS OF RADIO by **A. MARCUS & WM. MARCUS**. Employing a unique "spiral" method of instruction, this is an excellent one-volume course on the essentials of radio. Over 500 diagrams and drawings. \$7.00

2016. ELECTRONICS DICTIONARY by **COOKE & MARCUS**. Definitions of almost 6,500 terms, abbreviations. An essential volume. \$6.50

2014. BASIC ELECTRONICS by **J. DALY & R. A. GREENFIELD**. Here, in twelve chapters, is a complete general introduction to electronics for technicians who make use of complex electronic equipment in modern laboratories. \$9.00

2009. TELEVISION AND FM ANTENNA GUIDE by **EDWARD M. NOLL & MATTHEW MANDL**. Two antenna experts tell you their secrets of antenna choice and



installation for best reception in any area. Loaded with useful tips on improving reception in fringe and difficult areas. \$5.25

2004. FM RADIO SERVICING HANDBOOK. A practical guide to frequency modulated VHF radio receivers, their design, construction, alignment and repair; with chapters on adaptors, aerials and hi-fi audio equipment. \$5.00

2025. UNDERSTANDING RADIO by **WATSON, WELCH & EBY**. Here is the perfect volume for those with little or no technical knowledge who wish to know the fundamentals of radio theory and servicing. Complete explanations of 24 major areas of radio. \$7.95.

ZIFF-DAVIS ELECTRONICS ANNUALS



2044. HI-FI ANNUAL & AUDIO HANDBOOK (1960 edition—Paper). \$1.00

2045. HI-FI DIRECTORY & BUYERS' GUIDE (1960 edition—Paper). \$1.00

2047. YOUR CAREER IN ELECTRONICS (1960 edition—Paper). \$1.00

2048. ELECTRONICS EXPERIMENTER'S HANDBOOK (1960 edition—Paper). \$1.00
2048C—cloth, \$1.95

2043. STEREO-HI-FI GUIDE (1960 edition—Paper). \$1.00
2043C—cloth, \$1.95

2043/59. HI-FI GUIDE & YEARBOOK (1959 edition—Paper). \$1.00

THE VERY FINEST CITIZENS' RADIO...



Farming,
delivery or
fleet operation



Car-to-office
or home
communication



Boat-to-boat or
ship-to-shore
communication

FREE
Color Brochure
WRITE TODAY

Messenger from **\$129⁷⁵**

- Anyone can operate—license issued by FCC on request!
- 23 channel Class "D" Band coverage—choose 1 of 5 channels by flip of switch!

Designed for 10 watts—limited to 5 for Citizens' Radio. Excellent receiver sensitivity and selectivity. Built-in Squelch, Automatic Volume Control, and Automatic Noise Limiter. With tubes, microphone, and crystals for 1 channel.

Available from authorized Johnson Distributors—installation and service at all General Electric Communications Service Stations.



E. F. JOHNSON CO

126 Second Ave. S.W. • Waseca, Minn.

- Please rush me your full color brochure describing the Viking "Messenger" Citizens' Transceiver.

NAME

ADDRESS

CITY STATE

GIANT CITIZENS BAND CLEARANCE SALE!!!

Nationally advertised 115 volt Transceiver Kits... **\$39.95**
Special Offer: \$16 Ground Plane Antenna Free with above Kit!!!

Philmore TC-11—115 volt Transceiver Kits... **\$39.95**

Philmore TC-612—6 & 12 volt Transceiver Kits... **\$44.49**

Special Offer: \$9 Mobile CB Antenna Free with above Kits!!!

Antenna Specialists Top Quality Ground Plane Antenna... **\$15.95**

Antenna Specialists 102" Mobile CB Antenna—heavy duty—swivel base and heavy spring-chromed stainless steel whip... **\$11.97**

Famous make 100" CB Antenna—stainless steel whip—chrome plated swivel base and spring—reg. \$14.95... **\$9.95**

Antenna Specialists Heavy Duty Bumper Mount... **\$5.25**

Antenna Specialists Double Chain Bumper Mount—Professional... **\$7.95**

Famous Make Citizens Band Crystals—specify frequency... **\$1.89**

No C.O.D.—include postage—order early—send for our latest flyer!!!!

TV ELECTRONIC SUPPLY CO.

4645 S. COTTAGE GROVE

CHICAGO 53, ILLINOIS

Transistor Topics

(Continued from page 80)

When this announcement was first made by the U.S.S.R. government news agency, *Tass*, there was a considerable flurry among American semiconductor manufacturers. It seems that several U. S. firms have been working along similar lines for some time, but their work is still in the preliminary stages.

If plastic transistors do become a commercial reality, your columnist's prediction of "two-bit" transistors may turn out to be overly pessimistic. "Two-for-a-nickel" may be the future price!

Product News. The Heath Company (Benton Harbor, Mich.) has revised its popular "XR-" series of transistorized portable receiver kits. Two improved versions are now being offered both by mail order and through local distributors. Both are high-performance six-transistor sets powered by six standard flashlight batteries. Model XR-2P, selling for \$29.95, mail order, uses an all-plastic case in two-tone beige. The XR-2L, selling for \$34.95, is similar electrically, but features a plastic front panel and a "sun-tan" leather case.

RCA's Semiconductor Division (Somerville, N. J.) has introduced a line of drift-field transistors for FM and AM-FM radio receivers and tuners. All are *p-n-p* alloy units. Included are the 2N1177, 2N1178, and 2N1179, designed for use as r.f. amplifiers, local oscillators, and converters, and the 2N1180, designed for use as an i.f. amplifier at frequencies up to 10.7 mc.

A Canadian firm, the Seabreeze Manufacturing Co. (Toronto), has a new record-player/amplifier combination that can be converted into a radiophonograph by plugging in a small transistorized "tuner" cartridge. The cartridge has a tuning dial at one end, measures 3½" by 1½" and weighs only 3 oz.; yet it houses a complete super-het circuit.

G.E.'s Communication Products Department (Lynchburg, Va.) has announced a transistorized multiplex-carrier system which can handle as many as 600 voice channels.

That does it for now. With May here, can summer—and portable radio time—be far away? Don't miss the four summer-time transistorized projects starting on page 60 of this issue. Back next month . . .

Lou

Case of the Elusive Harmonic

(Continued from page 71)

pretty awful. One way to eliminate the double dip—and the harmonics with it—is to change to a pi network in the final. We can salvage the coils and capacitor from the present tank.”

“Okay with me,” Bob said.

Two hours later, we had installed the pi final.

“How have you been checking your frequency?” I asked then.

“Well, I’ve been using my receiver with the r.f. gain turned down.”

“You should have an absorption frequency meter—similar to the one I have but not as elaborate,” I said. “Even a very simple one will do.” (See Fig. 3.)

“But regardless of the type you use, don’t couple tightly to any tuned circuit or you’ll always obtain a broad reading. Incidentally, a very sensitive transistorized device which can be used as a field strength meter as well as an absorption frequency meter when it’s calibrated is described in the October 1958 issue of P.E. Better look up the article and make one,” I suggested.

Bob said he would.

AFTER spending nearly four hours on the transmitter and making many changes (see Fig. 1), I was satisfied that it was okay and there was little likelihood that Bob would get another ticket.

We went outside then and checked his dipole antenna, which had been cut for the 7-mc. band. It was in good condition, and the length was correct.

“Do you have a standing-wave ratio meter?” I asked him as we walked back into the house.

“No, I don’t,” he replied, “but I’m figuring on getting one.”

“When you go to a beam antenna and get your General Class license, you’ll need one,” I told him.

After we checked the TV for interference, we worked a station about 100 miles away. His reports on our signal were very

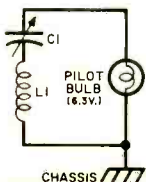



Fig. 3. Simple absorption frequency “meter” uses pilot lamp as indicator. The values of LI and CI are the same as in Fig. 1.

FREE CAREER BOOKLET



To guide you to a successful future in

ELECTRONICS RADIO-TV COMPUTERS ELECTRICAL ENGINEERING

This interesting pictorial booklet tells you how you can prepare for a dynamic career as an Electrical Engineer or Engineering Technician in many exciting, growing fields:

**MISSILES • AVIONICS • AUTOMATION
SALES • DEVELOPMENT
ELECTRICAL POWER • ROCKETRY
RADAR • RESEARCH**

Get all the facts about job opportunities, length of study, courses offered, degrees you can earn, scholarships, part-time work — as well as pictures of the Milwaukee School of Engineering’s educational and recreational facilities. No obligation — it’s yours free.

MILWAUKEE SCHOOL OF ENGINEERING

MAIL COUPON TODAY!

Milwaukee School of Engineering
Dept. PE-560 1025 N. Milwaukee St., Milwaukee, Wis.
Please send FREE “Your Career” booklet

I’m interested in
 Electronics Radio-TV Computers
 Electrical Engineering Mechanical Engineering

Name _____ Age _____
PLEASE PRINT

Address _____

City _____ Zone _____ State _____

I’m eligible for veterans education benefits.
Discharge date _____ MS-117

EASIEST TO BUILD **LAYER BUILT COLOR GUIDE**

Grommes

DE LUXE HI-FIDELITY

KITS



**101GTK
FM TUNER**

Finest tuner kit offered! "Standard Coil" tuning unit is pre-wired, pre-aligned and can be tuned-in as soon as completed, without professional adjustments. Better reception than tuners costing 2 or 3 times as much. Latest circuits, matched crystal diode detector, Foster Seeley Discriminator, A.F.C. Electronic Tuning Eye. Quiet, drift-free. Simply and successfully assembled by anyone with screwdriver, pliers and soldering iron. Step-by-step instructions. Model 101GTK, only... **\$59.50**



20 WATT STEREO AMP.

De Luxe stereo at half the cost! Two 10 watt channels with 2 pre-amps. 40 watts peak. Fre. Res. $\pm 0.5\text{DB}$. 20-20,000 CPS. Complete controls. 20LJK... **\$59.50**



10 WATT AMPLIFIER

With built-in pre-amp. 20 watts peak. Fre. Res. $\pm 1\text{DB}$. 20-20,000 CPS. 4 inputs. Output: 4, 8, 16 ohms. Automatic Loudness Control. LJ6K... **\$24.95**

Many other kits available—
At dealers or sent prepaid with check or M.O.

FREE!

GROMMES Div. of Precision Electronics, Inc.
9101-F Kling Ave., Franklin Park, Ill.
Please rush details on Grommes Kit Line.

Name _____
Address _____
City _____ State _____

MOBILE-FIXED CONVERTER POLICE • FIRE • CITIZENS' BAND



#315A is a practical converter for emergency use. Easily installed. Tuning range approximately 12 MC in the 26-50 MC band—30 MC in the 108-174 MC band. Designed for mobile or home use. **\$13.95**

Available crystal controlled up to 54 MC. **\$18.95**

Also available crystal controlled up to 165 MC. **\$22.50**



#316A VARIABLE CONVERTER. Front panel tuning permits rapid change between separated signals over 10 MC range in 26-54 or 108-174 MC bands. **\$19.95**

#331B Crystal controlled converter for use with 12 V. Transistor type car radios, 26-50 MC. Can be installed in seconds. **\$24.50**

Other models for 108-162 MC available.



#325B TUNER. Tuning unit for use with small AC DC table model radios or amplifier, to monitor spot or group frequencies in the 30-50 or 108-174 MC band. Also available, complete coverage in the 88-108 MC FM band.

Settable model— **\$14.95**
directly variable **\$19.95**

Full line of converters and receivers for every application.
ORDER TODAY or WRITE for LITERATURE

KUHN ELECTRONICS
20 GLENWOOD CINCINNATI 17, OHIO

good—and there were no harmonics at all.

"I don't think you'll have any more trouble now, Bob," I said, "but I'll check with you over the air when I get home. Okay?"

He agreed, and I picked up my equipment and started to make my way to the front door.

"Remember, Bob, when propagation conditions are very good, a little harmonic can travel quite a distance. So be sure when you tune up to check not only the fundamental frequency but also for second and third harmonics—especially when you have only a single-ended final."

"I will, Chuck," he answered smiling, "and thanks a lot for your time and trouble."

"Not at all," I said. "We hams must stick together and help each other. One of these days you'll pass on what you learned today to some other ham and my efforts will have been rewarded." -30-



TV's Trick Techniques

(Continued from page 44)

tensity from varying and thus "confusing" the keying circuits. The CBS VideoScene system is much simpler to light. The keying backdrop is made of a special reflective material, the brainchild of Minnesota Mining & Manufacturing Company, which is designed to beam the light squarely back at its source.

At CBS, engineers put a powerful blue light on the camera to illuminate the pick-up area. The way this blue light is made to come right from the camera's lens is ingenious. A beam splitter—a type of one-way mirror—is mounted in front of the lens at a 45° angle. The lower side is a reflective surface, but the upper side is transparent, and the lens of the camera sees right through it. However, blue light projected onto the lower surface reflects onto the subject and the reflective background sends it right back to the camera to key the switching amplifier.

Miniature Sets. VideoScene has one other very interesting feature. It can insert an actor into a miniature set and then have the two cameras "pan," or move together. This is done by equipping both cameras with zoom lenses and linking them together with a servo system.

The camera aimed at the setting dupli-

Inside the Tape Recorder

(Continued from page 59)

erclockwise while the take-up reel revolves clockwise. The torques of the motors are adjusted by series resistors so that in the *Play* or *Record* position the take-up motor operates at greater torque than the supply motor. When the capstan is pulling the tape along, the torque on the supply reel keeps the tape under proper tension as it goes to the capstan, and the take-up reel motor has sufficient torque to take up the tape delivered to it by the capstan.

Fast Forward and Rewind. After the tape has been recorded, it must be rewound onto the supply reel. Since it would be an awful nuisance if rewinding the tape took as long as recording or playing it, we need a *Fast Rewind* function.

The problem here is relatively simple because we do not need to maintain a constant speed. Basically, all we have to do is release the tape from the pinch of the capstan and then apply full torque to the supply reel.

Most recorders have a *Fast Forward* speed to enable a portion of a tape to be located quickly. This is provided simply by reversing the *Fast Rewind* operation: the take-up reel rather than the supply reel is driven with full torque.

It is apparent that since the drive requirements of the capstan, the take-up reel, and the supply reel are all different, the easiest and neatest drive system is one which uses three motors—one to drive each of these moving elements. This is the solution to the motor problem applied in most professional and some high-quality home tape recorders.

With three motors, the "slipping" for the take-up and supply drives is done electrically. The only drawback to this solution is the high cost of three good motors. Therefore, in most home-type machines—and in some semi-pro machines—a single motor is employed.

When only one motor is used, the various necessary types of drive require that the mechanical system be quite complex. By careful design and precise mechanical assembly, however, single-motor recorders can achieve results which approach those of multi-motor jobs.

Wow and Flutter. Because the magnetic heads of a tape recorder are not responsive to vibration, rumble is not a prob-

lem with tape recorders. On the other hand, flutter and wow—variations in speed—are very serious, partly because the "pinching" friction drive of a capstan is not a perfect way of communicating torque to slick tape surfaces. Furthermore, wear on capstan and idler, the accumulation of oxides from the tape and even of lubricants (some tapes are lubricated to reduce friction and wear on the face of the magnetic heads) can cause slippage and wow. The tape-moving mechanism has to be well-designed, well-adjusted, and well-maintained to move the tape with a minimum of wow.

Flutter and wow are expressed as a percentage of a reference level. The best professional tape decks hold both down to 0.1% or less when the decks are properly adjusted. This would be 60 db down from the reference level and quite inaudible. Semi-professional and top-quality home recorders have wow and flutter figures from 0.1 to 0.2%; home recorders run from 0.2% up, or from 54 db down.

As tape speed is decreased, wow and flutter become more pronounced. A deck that yields an 0.1% figure at 7½ ips might give 0.15% at 3¾ ips and 0.2% or more at 1¾ ips. Thus, the higher speeds not only provide a better high-frequency response (see last month's article in this series) but also greater speed constancy.

Head Arrangements. A minimum of two heads is needed for recording and playback. One head can do double duty for both recording and playback, but in addition, a separate erase head is needed to demagnetize the tape ahead of the recording head.

Most professional and some semi-professional decks have three heads: erase, record, and playback. Separate record and playback heads offer a number of advantages. For one thing, each can be designed for optimum performance. For another, a separate playback head allows "off-the-tape" monitoring. Since the playback head is always placed after the record head, we can play back the tape a fraction of a second after it has been recorded. A variety of head combinations are available today to take care of the many types of recording.

For playback only, the output of a tape deck can be fed directly into a modern high-fidelity preamplifier. But to permit recording as well as playback, we need some additional electronic circuits which we will discuss next month.

—30—

GIANT Poly Pak®

LEKTRON'S 1960 anniversary special

DOUBLE BONUS*

BONUS #1—FREE
Pick any POLY PAK from \$1 listing below!



BONUS #2—FREE
\$30 ANNIVERSARY PAK—Coils, transformers, resistors, condensers, sockets, etc.



GET BONUS #1 & #2 FREE WITH EVERY \$10.00 ORDER!!


ORDER BY BLACK-TYPE HEADLINES . . . PICK FREE \$1 ITEMS FROM BELOW

- \$25 SURPRISE PAK**
Wide variety of radio to popular electronic parts. \$1
- 70 TUBULAR COND'RS**
20 Values .001 to .5 mfd to 1000 VDC. Reg. \$10. \$1
- TRANS. RADIO BASIC**
Has transistor & socket. diode, loopstick. \$1
- 30 "SILVER" MICAS**
Finest made. 1 & 5%. Asst. values. \$1
- 300-FT. HOOK-UP WIRE**
12 thru 24 Glass Plastic insul.; colors, tinned. \$1
- 60 RADIO-TV KNOBS**
Colored, set screw types too! 1/2" to 4". Some \$1.
- 1500 PCS. HARDWARE**
Nuts, bolts, brackets, screws, etc. in shop pack. \$1
- WORLD'S SMALL RADIO**
Germanium kit; lasts for life. All parts, instructions. \$1
- 12 GERMANIUM DIODES**
For radio & TV. Glass sealed, long leads. \$1
- 30 "SEALED" CIRCUITS**
Built-in resistor coupler networks. Reg. \$20. \$1
- 6 TRANSISTOR* RADIO KIT**
*Basic 20 pcs. incl. IF's, osc. coils, var. cond., and-out trans., sockets, instructions. \$4.99
- TUBE TESTER**
Checks 400 tubes. Complete, wired. \$2.49

TRANSISTOR PORTABLE

• With Built-in Speaker!

Reg. \$24.95 **13⁵⁰** post paid



COMPLETELY WIRED
Complete with 9-volt battery, carrying case, earphone, speaker, built-in antenna for suburbs (telescopic for rural).

HOW TO ORDER
Minimum Orders—\$2

State price with each item. Send check or M.O. including sufficient postage; excess returned. C.O.D. orders, 25% down; 48c. net 30 days. INCLUDE POSTAL ZONE in address. (Canada postage, 46c 1st lb.; 28c ea. add'l lb.)

- ELECTRIC MOTOR**
1 1/2 VDC; 3000 rpm. Perm. magnet. 100% of uses. \$1
- 50. CRYSTAL MIKE**
100 to 7000 cps. Sensitive. For hideaways, etc. \$1
- 20 PANEL PILOT LITES**
Mini bay & screw types; wide asst. Neon too. \$1
- \$25 TRANSF. SPECIAL**
Handy transformer asst. for hobbyists, repairmen. \$1
- 60 RESISTOR SPECIAL**
W.W. carbon, precision. 10 vari. to 50W. \$1
- \$20 CONTROL PAK**
Some w/switch, carbon & W.W. for vol., 10 types. \$1
- 20 TWIST DRILL SET**
In calibrated cases; 1/16 thru 1/4". Elec. drills. \$1
- SUPER POWERED PHONE**
Sens for transistor work. 2000 ohms, cord & plug. \$1
- 2 HOBBY TRANSISTORS**
Mini types. Similar to CK-723, 25107. \$1
- RADIATION DETECTOR**
100 science uses; for detecting uranium. Reg. \$10. \$1
- 30 POWER RESISTORS**
Vitreous, enamel, port., etc. 10-50W to 10,000 ohms. \$1
- 24 PAINT BRUSHES**
6" handles, 100% pure bristles. 100% of uses. \$1
- 60 PORCELAIN COND'S**
15mmf to .01 mf. 25 vals. HJ-Q, NPO's, discs too. \$1
- 60 MICA COND'S/RS**
Silvers & 1%. 20 vals. .00025 to .01 mf to 1000V. \$1
- \$30 ELECTRO PAK**
10mf to 1000mf & 450V. Dunks & triples too. \$1
- HEARING AID PHONE**
Crystal. With cord & plug. Use as mike too. \$1

* This offer is good until June 15, 1960.

- 30 DISC COND'S/RS**
15mmf to .01mf. 15 vals. Submini types too. \$1
- 30 MOLDED COND'NRS**
.0001 to 1 to 1000 VDC. Dis. port.; reg. \$30. \$1
- \$30 RELAY SURPRISE**
Popular relay assortment. Guar. satisfaction. \$1
- 10 "GRAIN-O-WHEAT"**
Lamps; by GE. 1.5VDC; mini work. Worth 25c ea. \$1
- 6 ROLLS VINYL TAPE**
In handy pack. 1000 uses. Strong adhesive; \$3-val. \$1
- 50-FT. POWER CABLE**
For intercoms, skirs, etc. 2 cond. #18, rubber. \$1
- 60 PLUG & REC'TLS**
Power, battery, audio; 15 types. \$1
- 40 HI-Q CONDENSERS**
NPO's too. 20 values. \$1
- 60 TERMINAL STRIPS**
Solder lug type; 1 to 10 lugs. Used in elec. proj. \$1
- 60 COILS & CHOKES**
RF, ant. use, slug-tuned & IF. 15 types. Reg. \$22. \$1
- 50 ONE-WATERS**
Resistors incl precision 1%. \$1
- 4 OUTPUT TRANSF'MRS**
501B, 6K3, etc. Open frame types. Same \$2.50 ea. \$1
- 2 POWER TRANSISTORS**
10 watts. For audio circuits in cars, etc. Reg. \$10. \$1
- 35 TWO WATERS**
10 radios-TV val.; 100 ohms to 500K; 5% too. \$1
- 60 INSULATED RES'TRS**
1/2 1, 2W. Finest carbons made. 1 & 5% too. \$1

- 10 PANEL SWITCHES**
Sensitive, rotary, toggle power, slide, micro. Reg. \$5. \$1
- 30 ONE PERCENT-ERS**
Resistors, prec. carbon film, 1/2, 1, 2W. Reg. \$30. \$1
- 125 FT. MICRO-WIRE**
For submini work, #24 to 32. Incl. tinned stranded. \$1
- 8 RCA PLUG'N/JACK SETS**
Matched pairs. For tuners, amifs, recorders. \$1
- 60 CONDENSER SPEC.**
Molded, mica, ceramic, oil, paper, discs. \$15 val. \$1
- 100 HALF WATERS**
Carbon resistors. 30 values. 1% too. \$1
- 10 LUCITE BOXES**
Snap top box types to 4" sq. For all parts. \$1
- 10-IN-1 PAKETTE**
Diodes, resistors, electros, sockets, files, wire, etc. \$1
- \$12 TUBE SOCKETS**
Transistor types too! Wide variety. 30 asst styles. \$1
- 6 SILICON DIODES**
1N21, 1N23, etc. Some worth \$10. \$1
- MIKE TRANSF'M'R**
Mini size. Sealed. 100 ohms to 100,000 ohms. \$1
- "GIANT" SUN BATTERY**
Worth \$6. 1 1/2" dia. Uses sunrays & AC line energy. \$1
- 3 TRANSISTOR I/F'S**
Metal encased. 1/2" square. 456 kecs. \$1

FREE GIANT BARGAIN CATALOG WRITE FOR YOURS!

Sensational NEW OFFER—Exclusive at LEKTRON

NOW! RADIO-TV PARTS BY the POUND!!!

ONE POUND Precision Resistors	Reg. \$ 65.00—NOW	} \$ 3⁰⁰ per pound
ONE POUND Disc Condensers	Reg. \$ 50.00—NOW	
ONE POUND Disc and Ceramics	Reg. \$ 45.00—NOW	
ONE POUND Ceramic Condensers	Reg. \$100.00—NOW	

★ GUARANTEED SATISFACTION ★ QUANTITIES: 500-1000 PCS.

- Avg. wt. 1 lb. per Poly Pak
- Each Poly Pak guaranteed

LEKTRON 135 EVERETT AVE. CHELSEA 50, MASS.




**LEADS AGAIN WITH
"RADIO-PHONE"
TR-800 TRANSCEIVER**

CITIZENS
BAND

ONLY

99.95
LIST



Furnished with Ceramic
Microphone and one
Transmitting Crystal

For Communication on the move!

- Superhet Trans-Receiver
- 5 Channel Transmit
- 22 Channel Vernier-Tuned Receiving
- 5 Watts Output-Plate Modulated
- R. F. Amplifier
- On-Off & R. F. Indicators
- Noise-Limiter Control
- Mobile Mounting Brackets Included
- Power Supply Available For 6 and 12 Volt Operation

Write for Brochure and Name of Your Nearest Dealer

UNITED SCIENTIFIC LABORATORIES, INC.

35-09 37th AVE., LONG ISLAND CITY 1, N. Y.

Also Mfr's of DeWald HI-FI Stereo Components and FM Radio

use the solder
that most
set makers
use!



KESTER SOLDER

Make sure your soldering's the best . . . use the best - KESTER SOLDER. Send for FREE 16-page book that tells you how!

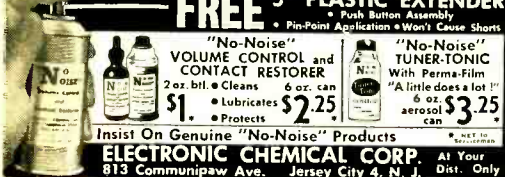
KESTER SOLDER COMPANY

4275 Wrightwood Avenue • Chicago 39, Illinois

OVER 60 YEARS' EXPERIENCE IN SOLDER AND FLUX MANUFACTURING

FREE 5" PLASTIC EXTENDER

• Push Button Assembly • Pin-Point Application • Won't Cause Shorts



"No-Noise"
VOLUME CONTROL and
CONTACT RESTORER
2oz. bl. • Cleans • 6 oz. can
\$1. • Lubricates \$2.25
• Protects

"No-Noise"
TUNER-TONIC
With Perma-Film
"A little does a lot!"
6 oz. aerosol
can \$3.25

Insist On Genuine "No-Noise" Products
ELECTRONIC CHEMICAL CORP. At Your Dist. Only
813 Communipaw Ave. Jersey City 4, N. J.

Among the Novice Hams

(Continued from page 93)

News and Views

Bob Secor, WV6JCJ, 6242 Rockwell St., Oakland 18, Calif., is carrying on the family tradition. His dad is K6VSO, and his brother, Terry, is K6VSN. Bob uses his dad's Heathkit DX-100B transmitter with a pair of 150-watt light bulbs connected in the primary circuit of its plate transformer to get the power down to below the Novice limit of 75 watts. He uses crystal control, of course. . . . **Alan Richards, WA2EGA**, 194-10C 65 Crescent, Flushing 65, N. Y., really took advantage of his ten months as a Novice. He earned a 25-wpm code-proficiency certificate and made over 525 contacts. Not bad for a 15-watt transmitter with a 65' end-fed antenna! Alan spent most of his time on 80 meters, where he worked 25 states. But he is "high" on 40 now, after working three new states in three days. His "General" transmitter is a surplus ARC-5, which he plans to push to 140 watts. Check with him if you need help with code or theory.

Don McLaughlin, WV6HVE, 2016 Marine St., Santa Monica, Calif., has made 260 contacts in 35 states and six countries in two months. He pushes out 50 watts through a Heathkit DX-20 transmitter and a 40-meter dipole, 40' high. He receives on a Hallicrafters S-38E aided by a Heathkit QF-1 Q-multiplier. Don divides his operating time between 40 and 15 meters. . . . **Donald C. Girard, K9LGA**, 18 S. Culver St., Chippewa Falls, Wis., has been a ham for two years. The 40- and 20-meter c.w. bands are his favorites. He uses a Heathkit DX-40, plus a VF-1 VFO to feed separate 20- and 40-meter doublet antennas, and he receives with a Hallicrafters SX-99. Donald is more interested in working all states than he is in DX'ing. He has worked 46 states (44 confirmed) and six countries. Drop him a card if you need a Wisconsin contact.

Bob Milliren, KN5UGJ, 3200 Covert, Fort Worth, Texas, had his ticket quite a while before getting on the air, due to an "equipment shortage." But in four months his DX-20 and Knight "Space Spanner" receiver have accounted for 24 states on 7188 kc. He uses two

MORE AND MORE HAMS

More than 200,000 U. S. citizens now hold amateur radio operator licenses, and the number of station licenses is approaching 204,500. The "extra" station licenses are held by clubs and by operators who have stations at more than one fixed address. Collectively, these ham licenses represent an increase of more than 285% since World War II.

Individuals holding operator licenses range from beginners to seasoned old-timers. There are no age limits. Boys and girls of seven have qualified for the beginner's license, and many persons over 70 still find amateur operation an engaging hobby. The average ham age is estimated to be about 34.

engineering degree in 27 months

Grasp your chance for a better life. Rapid advancement. Better income. **BACHELOR OF SCIENCE DEGREE IN 27 MONTHS** in Elect. (Electronics or Power major), Mech., Civil, Aero., Chem. Engineering. **IN 36 MONTHS** in Business Administration (General Business, Acctg., Motor Transport Mgt., majors). Small classes. More professional class hours. Well-equipped labs. Campuses. Dorms. Modest costs. Year-round operation. Founded 1884. Enter July, Sept., Jan., Mar. Write J. D. McCarthy, Director of Admissions, for Catalog and "Your Career in Engineering and Commerce" Book.

TRI-STATE COLLEGE

3650 College Avenue
Angola, Indiana

antennas at right angles to each other. . . . Neil, **KN7IPP**, Route 1, Box 23-HP, Gig Harbor, Wash., has switched from 40 to 15 meters, because it gives him a chance to make a few contacts before he has to do his homework. He reports that for a long time he heard very few Novices on 15 with his Hallicrafters S-38D receiver. Then he repeaked the antenna trimmer for 15 meters and discovered the band was loaded with signals. . . . Jim Dionne, **KN1MEM/K1MEM**, 35 High Rock St., Westwood, Mass., uses a DX-40 transmitter and an SX-99 receiver. He has had too many antennas to mention. Jim works the three low-frequency Novice bands, but 15 is his favorite. His record is 35 states, five Puerto Ricans, and England. Although he has a Technician license, he doesn't care for the v.h.f. bands. He's waiting for his General to come through, and he offers to help others obtain their tickets.

Tony Bodo, **KN9UEN**, 4725 Pennsylvania Ave., Gary, Ind., usually operates on 7198 kc. late, late at night, transmitting with a Globe Chief 90A which feeds a folded dipole antenna and receiving on a National NC-125. Tony can read, write, and speak German, Croatian, and Serbian, as well as English; so you have a choice when you work him. . . . Mike Bisgood, **WA6AQY**, 4467 Mt. Everest Blvd., San Diego 17, Calif., was a Novice for seven months and worked 33 states, including Alaska, with a converted surplus ARC-5 transmitter running 60 watts. Now, after 11 months as a General, he uses a home-built all-band VFO-

controlled transmitter at 40 watts. Mike is also building a 300-watt amplifier for the transmitter. His receiver is a Hallicrafters S-85 with an added Q-Multiplier. Mike is another who offers to help prospective hams.

Michael Eilers, **KN8OOK**, 2533 Leahy St., Muskegon Hts., Mich., worked KL7CDF for his fiftieth state, but he still needs three QSL cards before he can apply for the certificate. Michael's longest QSO's have been four hours on two meters, and two hours, six minutes on 40 meters. He still has no Rag-Chewer's Club certificate, although four different members have nominated him. His DX-20, 40-meter dipole, and SX-99 have worked together to give him 1013 contacts and 496 QSL cards. . . . Larry Lenon, **WV6GDM**, 1600 E. 53rd St., Long Beach 5, Calif., really gave his dad a sales talk on ham radio. As a result, his dad's Citizens Band beam has been converted to a 15-meter beam, helping Larry work 48 states, Canada, and Midway Island; and Dad is now waiting for his Novice license. Larry uses a Hammarlund HQ-160 and a Heathkit DX-40.

"Short Course for the Novice License" is the title of a four-page bulletin prepared by EICO, Long Island City, N. Y., and available from electronic and ham supply houses free of charge. It answers the question, "How do I get a Novice license?"

Let's have your news and views, pictures, and suggestions for next month. 73,
Herb, **W9EGQ**


How You Can "GET ON THE AIR" —Without An EXAM!

NEW Class "D" Citizens Radio Handbook Answers ALL Your Questions About: How to use two-way radios for business and pleasure—to talk from car to car, ship to shore, office to mobile unit, between farm buildings, on hunting trips, and dozens of other useful applications.

HERE'S how to get the most out of your Class D Citizens Band Radio Set—how to buy and use equipment for the ultimate in fun and practicality! This new, fully illustrated, easy-to-read book tells you, in layman's language, EVERYTHING the Citizens Bander needs to know. Contents include what to buy and how much it will cost...which set will suit your needs best...how to apply for your free license (no FCC examination required). Discusses

transmitters, receivers, antennas, power requirements, and gives you full instructions for installation and maintenance. Tells you how and where you can use your set and includes complete FCC rules and regulations. Contains 180 clear simply-written pages and 72 informative illustrations; only \$4.95 plus few cents for shipping. FREE 7 Day Trial—Send no money! Mail coupon at once.

Mail Coupon TODAY for 7 DAY FREE TRIAL Examination!



ELECTRONICS BOOK SERVICE

A Division of the Ziff-Davis Publishing Co. CRE560
434 South Wabash Avenue, Chicago 5, Ill.

Please send me _____ copies of CLASS D CITIZENS RADIO and bill me only \$4.95 per copy plus a few cents postage. If I am not pleased with the book, I may return it within 7 days and I will owe you nothing.


CHECK HERE AND SAVE MONEY. I enclose payment for book(s) herewith, and you will pay the postage. (Same 7-day return privilege.)

PRINT NAME.....

ADDRESS.....

CITY..... ZONE..... STATE.....

N.Y.C. Residents, Please add 3% Sales Tax.



dynamaze

A NEW CONCEPT IN BREADBOARDING
FROM LAYOUT TO FINISHED CIRCUIT

- Saves 80% of hookup time
- Instant interchange of components
- No cutting of pigtails
- Use components over and over
- No special tools required
- Guaranteed to pay for itself
- Ideal for transistor circuits



Send \$2.00 to:

DYNAMAZES inc.

1511 West Clark

Burbank, California

Dealers inquiries invited

DYNAMAZE • DYNAMAZE • DYNAMAZE • DYN

LEARN

**RADAR MICROWAVES
COMPUTERS • TRANSMITTERS
CODE • TV • RADIO**

HAVE THE ADVANTAGE OF PERSONALIZED
CLASSROOM INSTRUCTION
(No correspondence courses)

PHILADELPHIA WIRELESS TECHNICAL INSTITUTE

1533 Pine St.

Phila. 2, Penna.


A non-profit corp. founded in 1908

Write for Free Catalog to Dept. P-560

CODE

I have been teaching Code for forty years and I know that before you can read Code you must first learn the Code alphabet according to SOUND. Dotdash is not A. The SOUND resulting from dotdash is A.

Regardless of discouraging experience to the contrary learning Code is extremely easy and fascinating. It does not have to be third degree punishment. My automatic transmitter is really automatic. In a matter of seconds you select just a few letters, an entire lesson, any number of lessons or entire record of seven lessons engraved in copper and your selection will be automatically transmitted over and over with no stopping or changing anything. Let me send you the full story.



R. G. Miller, TELEPLEX COMPANY

739 Kazmer Court

Modesto, California

Tubes for Hi-Fi

(Continued from page 51)

Heathkit W-6M 70-watt and the Dynakit Mark III.

Along with the simpler, less expensive circuitry, the new high-power output tubes offer other advantages which are not so obvious. Since their plates will accept almost twice the voltage at which they normally operate, all of the new tubes can be operated very conservatively, thus increasing their life expectancy. Their lower plate resistances help to secure higher damping factors for modern speaker systems, and their stable behavior in the Ultra-Linear circuit is important for driving modern electrostatic tweeters.

The new medium-power output tubes have achieved similar results. Miniaturization of tubes like the EL84/6BQ5 provides audio designers with a bonus that permits the construction of compact but well-ventilated amplifier-preamplifier combinations for stereo. Until very recently, the EL84 has been the unchallenged kingpin of medium-power circuits, but during the past year the 7189 and 6973 have been gaining a place in compact amplifiers. The newest addition to the medium-power field, the EL86/6CW5, operates at relatively low plate voltage and relatively high plate current.

With stereo focusing attention on simple, low-power amplifiers again, the arrival of the ECL82/6BM8 is worth noting. This European import features a triode section for voltage amplification and a pentode section for power output. It seems to be a natural for low-power circuits, and was first featured editorially in this country in POPULAR ELECTRONICS, April, 1959.

Rectifiers. Although rectifiers never attract much attention until they break down, tube designers have come up with some new ones to fit the needs of modern amplifiers.

The imported GZ34 and its smaller relative, the EZ81, have become very popular. They feature indirect heating, which prolongs the life of filter capacitors and other components by sparing them the usual jolt they receive during amplifier warm-up. Both of these tubes have very small voltage drops as a result of extremely close plate-cathode placement.

There is a new version of the familiar 5U4 available from CBS (the 5U4GB) which

Always say you saw it in—POPULAR ELECTRONICS

claims elimination of back emission through the use of a new plate material. And the present 5V4 also offers indirect heating, although its d.c. output of 175 ma. is not as high as that of the GZ34, nor are its peak voltage readings as high.

All in all, vacuum tubes continue to dominate hi-fi circuitry. And, after borrowing heavily from existing types, hi-fi has gradually grown its own family of tubes. Importers like Amperex and Mullard were prime movers in creating this family, but American manufacturers have been taking more time off recently from industrial and TV activities to add to the breed. With the benefits that new tubes have been bringing to hi-fi circuitry, the audiophile is sure to be "hearing from" them for some time to come.

-30-

The Language of Vectors

(Continued from page 87)

tion is what the drawing you made means to you electrically. If you can explain that, you're well on your way to understanding vector analysis. Start explaining."

"Hmm . . .," Larry's face frowned with the effort of his concentration. "Well, I'm not absolutely sure. But looking at the drawing, I would say that the +100 volts and the -100 volts cancelled each other out. So I guess the result of adding the two voltages would be zero volts."

He looked up with a relieved expression. "Sure, that's it, zero volts. I guess it's like a tug of war where one team is as strong as the other—they cancel out their strength and no one moves."

"You're right, Larry. That's a good way to put it," said Ken. "Adding vectors is a lot like matching two teams in a tug of war. The result will be the amount that one team's magnitude in strength, or volts, amperes, ohms, or whatever units you're measuring exceeds that of the other team."

Larry looked confused again so Ken added, "What happened, did I lose you?"

"You sure did, Ken. Everything was okay with volts, but now you've slipped in amperes and ohms. You mean vectors can represent other units besides volts?"

"They certainly can, Larry. Remember that this all started with a discussion of a generator. Well, at the same time a voltage was developed, a current was flowing. If you wanted to let the vectors represent

May, 1960

ENGINEERS

APPROVE SIMPLICITY!
CLAIM AUDIOTEX ACCESSORIES
SIMPLIFY HI-FI



STERE-O-SOUND REMOTE CONTROL CENTER

"Arm-chair" operation of stereo anywhere in 20' area. Controls: "fine" volume of both speakers simultaneously; "balance" and "phasing"; choice of standard, reverse stereo, monophonic. Works with any 2 amplifiers, radio, tv, etc.
Cat No. 30-286 List: \$39.50



POWER REMOTE CONTROL

Control electrical equipment at any location. Operates with unlimited number of push-button switches. Contains low voltage signal power supply and relay switch. Uses 3 conductor low voltage wire.
Cat No. 30-300 (3 switches) List: \$23.00
Cat No. 30-302 (3 pilot light switches) List: \$28.00



EZE-SPLICE TAPE SPLICER

Durable all-aluminum splicer for speedy, accurate editing and fixing 1/4" tape. Snap-down guides align and clamp tape. Groove in base guides blade (supplied) in making perfect mitre cut.
Cat No. 30-100 List: \$2.75



POWEROFF

For changers with automatic shut-off. Automatically turns off entire hi-fi or sound equipment after last record has played. Works with any changer with automatic shut-off feature. Complete with line cord, two receptacles.
Cat No. 30-310 (For American changers) List: \$17.55
Cat No. 30-312 (For imported changers) List: \$11.95



DUO-JACK SWITCHBOX

Provides two extra inputs for single-input amps, radios, TV. Connects any two units such as tuner and record player or tape machine. Signal from either unit selected by switch.
Cat No. 30-294 (surface mounting) List: \$3.00
Cat No. 30-296 (panel mounting) List: \$3.75



AUDIOTEX MFG. CO., Div. of GC-TEXTRON INC.

• 3225 Exposition Pl. Los Angeles 18, Cal.
• 400 S. Wyman St., Rockford, Ill.
• IN Canada: ATLAS RADIO CORP., Ltd. Toronto 19

SEND ME FREE CATALOG OF 170 ACCESSORIES
Dept. PE 5

Name _____
Address _____
City _____ Zone _____ State _____

TV PICTURE TUBES AT LOWEST PRICES

10BP4 \$ 7.95	16WP4 \$12.00	17TP4 \$17.00	21EP4 \$13.50
12LP4 8.50	16PT4 9.95	19AP4 16.00	21FP4 14.50
14B/CP4 9.95	17AVP4 12.50	20CP4 13.50	21WP4 14.00
16DP4 12.00	17BP4 9.95	20HP4 14.50	21YP4 14.50
16EP4 12.75	17CP4 17.00	21AP4 22.10	21ZP4 13.50
16GP4 14.50	17FP4 17.60	21ALP4 15.75	24CP4 23.50
16KP4 9.95	17HP4 12.50	21AMP4 15.75	24DP4 24.50
16LP4 10.95	17LP4 11.50	21ATP4 15.75	27EP4 39.95
16RP4 9.95	17QP4 9.95	21AUP4 15.75	27RP4 39.95

1 YEAR WARRANTY

Aluminized tubes \$3.00 for 21"; \$5.00 for 24" and 27" additional. Prices include the return of an acceptable similar tube under vacuum. These tubes are manufactured from reprocessed used glass bulbs. All materials including the electron gun are brand new.

ALL PRICES FOB CHICAGO, ILLINOIS. Deposit required when old tube is not returned, refundable at time of return. 25% deposit required on COD shipments. Old tubes must be returned prepaid. Tubes shipped Rail Express. We ship to the Continental U. S. and Canada, only.

WRITE FOR COMPLETE LIST

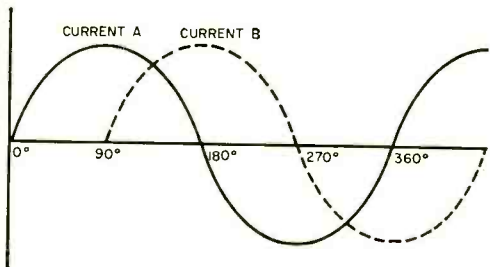
—PICTURE TUBE OUTLET—
2922 MILWAUKEE AVE., CHICAGO 18, ILLINOIS
Dickens 2-2048

this current, you could have done that just as well. You would let a certain length of vector—say one inch—represent one amp of current, and you would have current vectors. You're the one who controls the labels on the vectors. They stand for the things you want them to stand for.

"Let's take a case where vectors represent currents and show how phase angles are represented by vectors. Are you clear on the physical meaning of a phase angle, Larry?"

Larry looked embarrassed. "To tell you the truth, Ken, I've used the term, but I've never really understood what it meant. This would be a good time to get it straight. How do phase angles come about, anyway?"

"You're not the only one to be confused by phase angles. It's a confusing subject. Here's another place where a vector diagram will clear things up for you. Let me show you what I mean with a drawing of two curves." And Ken made another rapid sketch.



"What I've just drawn," explained Ken, "is a case where two currents—I've called them current A and current B—are flowing through the same circuit. But they don't reach their maximum or minimum values at the same time. As you can see from the curve, when current A starts flowing at the 0° point, current B hasn't begun. It isn't until current A has reached a maximum value at 90° that B starts to flow. We say that there is a 90° phase angle between the two currents.

"This relates back to the generator coil we first drew," Ken continued, "where the voltages and currents rose and fell according to the number of degrees the coil had turned. That's where the term 'phase angle' comes into the picture. All it does is measure the difference between the value of the currents at any one time and express it in degrees. In this case we would say



ELECTRONICS CATALOG plus every new issue for 1 year

Yours free if you act now! Radio Shack's big 312-page catalog featuring the newest and best in electronic equipment! Stereo, hi-fi, ham radio, tapes and scores more items for amateur, pro. Also receive FREE subscription to all new issues for year!


MAIL COUPON NOW

Radio Shack Corp., 730 Commonwealth Ave.,
Boston 17, Mass., Dept. 60E7

Send FREE Catalog—Also every new issue for 12 months, a year's subscription Free.

Name _____
Address _____
Post Office _____
or City _____ Zone _____ State _____

**RADIO
SHACK
CORPORATION**



YOURS FREE— THIS BIG WALSCO ELECTRONICS PRODUCTS CATALOG!

Send postcard today for your free copy of WalSCO's 64-page Catalog 59... or ask for one at your distributor.

WALSCO ELECTRONICS MFG. CO.
Division of Textron Inc.
Western Plant: Los Angeles 18, California
Main Plant: ROCKFORD, ILLINOIS, U.S.A.
In Canada: Atlas Radio Corporation

GET INTO ELECTRONICS

V.T.I. training leads to success as technicians, field engineers, specialists in communications, guided missiles, computers, radar, automation. Basic & advanced courses in theory & laboratory. Assoc. degree in 29 mos. B. S. obtainable. ECPD accredited. G.I. approved. Graduates with major companies. Start Sept., Feb. Dorms. campus. H. S. graduates or equivalent. Catalog.

VALPARAISO TECHNICAL INSTITUTE
Dept. PE VALPARAISO, INDIANA

that current *A* is *leading* current *B* by 90° . We could also say that current *B* is *lagging* current *A* by the same amount. The two statements mean exactly the same thing, you see.

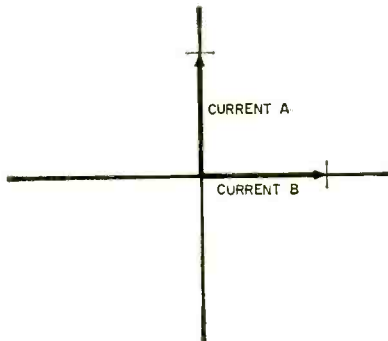
"Are you with me, Larry, or did I lose you again?"

"I'll say this," said Larry. "If you had discussed such a mess before we got to the vector drawings, I would have been at a loss. Now, I honestly think I can see what you mean."

"Fine. Let's see you take this curve picture and draw it in vector form." Ken passed the paper he had been working on to Larry.

"Okay," agreed Larry. "Let's see, first I draw the coordinate axis, like this. Then along the 90° axis I'll put in current *A* to show that it leads by 90° . From your drawing, Ken, both of the currents are the same strength, which means that I draw the two vectors the same length."

Larry paused a moment to reflect. "Now, if current *B* is behind *A* by 90° , I would draw it right along the horizontal axis, like so. Here, Ken, how does this drawing look to you?"



"Nice going, Larry. It looks as though you've got it down pat. I want to add one point, however. You can also show vectors for current and voltage on the same diagram. In fact, for a complete circuit analysis, you usually will."

Ken looked at his watch. "Wow, it's getting late and I'm about talked out for now. How about some milk and apple pie, Larry? We'll save the rest of the vector discussion for the next session."

"I'm with you on both counts, professor," answered Larry. "Thanks for the info, and I'll bet I lead you to the eats by 90 degrees!"

**BUILD A Police Special Receiver...
a Citizen's Band Transceiver and 37
other all-new projects—with the**

1960 **ELECTRONIC**
Popular Electronics
EXPERIMENTER'S
HANDBOOK

Now on sale at your favorite newsstand. Only \$1.00.

You won't want to miss the 1960 edition of the **ELECTRONIC EXPERIMENTER'S HANDBOOK!** It's more interesting, more informative, more fun than ever before. In addition to 39 exciting projects—you'll also get a special bonus section on **UNDERSTANDING TRANSISTOR CIRCUITS**—an actual course in the 'how' and 'why' of transistors!

PROJECTS FOR THE HAM AND SWL

- Citizen's Band Transceiver
- Solar Powered 40-Meter Transmitter
- Cascode RF Unit
- Transceiver Noise Suppressor
- Nifty Novice 15 Meter Transmitter
- Trans-6 Super-Regenerative Receiver
- Field Strength Meter
- Novice Band Receiver

PROJECTS FOR FUN

- Robot Pup
- 8-Sided Dice
- Transistor Amp for Toy Telephone
- Transistor 2-Way Power Trumpet
- Electronic Fish Lure

• **PLUS MANY OTHER EXCITING, EASY TO BUILD PROJECTS — ALL YOURS IN THE 1960 ELECTRONIC EXPERIMENTER'S HANDBOOK!**

Now on sale—or use the handy coupon below to send your copy on its way!



Ziff-Davis Publishing Company
Department PE 56
434 S. Wabash Avenue
Chicago 5, Illinois

Please send me a copy of the 1960 **ELECTRONIC EXPERIMENTER'S HANDBOOK**. I enclose \$1.00, the cost of the **HANDBOOK**, plus 10¢ to cover mailing and handling charges. (Canada and Foreign, \$1.25 plus 10¢ postage.)

NAME _____
ADDRESS _____
CITY _____ ZONE _____ STATE _____

Test Instruments

(Continued from page 83)

back and forth slowly through maximum several times to make sure you have located the most sensitive point, and go back and forth over the trimmers several times until no further improvement can be made. When necessary, decrease the output of the signal generator to keep the output meter reading in the lower part of the range.

6. Remove the short across the oscillator tuning capacitor and tune the receiver to 1400 kc. Set the signal generator to the same frequency and adjust the oscillator trimmer (C5) and the mixer trimmer (C2) for maximum output.

7. Tune the signal generator and receiver to 600 kc. Now adjust L2 or bend the plates of C4 or adjust C5, depending on the controls provided on your particular set, until the meter reads maximum. If no provision is made for low-end tuning, you may have to rely on the trimmers for tuning both ends. In this case, you will have to make some compromise between peak high-end and peak low-end tuning.

As you tune for maximum, "rock" the tuning capacitor slowly back and forth in the vicinity of 600 kc. When the most sensitive point is found, the dial of the receiver may not indicate exactly 600 kc. even though you know the circuits are tuned to 600. Generally, the difference will be slight.

8. Tune the low end of the r.f. circuit by varying L1 (if it is a rod antenna), or bending the plates of C1 or adjusting C2, depending on the set. As in the case of the oscillator, you may have to compromise-tune both ends with the trimmer. (In some cases, both ends may have to be compromise-tuned with L1.)

9. Since steps 7 and 8 will upset the previous tuning in step 6 to some extent, repeat these three steps until no further improvement can be made.

If you have a multi-band receiver, the same general alignment process can be applied to each band in turn (the i.f. section, of course, need be aligned but once). When the alignment is complete, all local stations should come in loud and clear, and you will also probably be able to receive many new and distant ones.

Next month: a detailed look at some other signal-generator uses, and a few hints on signal-generator maintenance and calibration.

-30-



ALL-AMERICAN KITS

EVERY PART AMERICAN MADE

Complete with easy assembly instructions.

Model TR-1

\$2395



SIX TRANSISTOR RADIO

Fun to build . . . a pleasure to hear. No dangerous high-voltage . . . it's *battery powered*. Even a child can hook-up the all-transistor circuits. Place it anywhere . . . play it anywhere. Beautiful all-wood cabinet and perfect sound from full-fidelity 4" Alnico PM Speaker enhances any room. 9"x6"x4½". Battery not included.

MONEY BACK GUARANTEE

Money back if not completely satisfied

AVAILABLE FROM:

McGee Radio — Kansas City, Mo.

Dow Radio — Pasadena, Calif.

Radio Supply & Engineering — Detroit, Mich.

OR MAIL COUPON BELOW

TO: ALL-AMERICAN KITS CO., DEPT. PE-1

1830 N. Sheffield Ave., Chicago 14, Ill.

Send _____ TR-1 Radio Kits. I enclose \$23.95 ea.

Send _____ Batteries for TR-1. I enclose \$1.10.

Ship C.O.D.

NAME _____

ADDRESS _____

CITY _____ ZONE _____ STATE _____

SEND FOR CATALOG

PORT ARTHUR COLLEGE ELECTRONICS COMMUNICATIONS

AM FM Television Broadcast Engineering
Marine Radio Radar

CHECK THESE FEATURES: Tuition \$34 per mo., room & board \$50 per mo. in dorm on campus. College operates 5 KW broadcast station. Students get on-the-job training at studios on campus. FCC license training with all courses. Well equipped classrooms & lab., am fm transmitters, radar & marine eqmt., television camera chain, experiment lab test eqmt., & other training aids. Our graduates in demand at good salaries. Free placement service. Have trained men from all 49 states. Approved for GI. Write to Dept. PE-5 for details.

PORT ARTHUR COLLEGE Port Arthur
Texas

Established in 1909

SCIENCE ENGINEERING

Bachelor's degree in 27 or 36 months

Accelerated year-round program: Acoustics, Chemical, Civil, Electrical, Mechanical, Metallurgical, Mathematics, Chemistry, Physics, Modest rate. Earn board. New classes start June, September, January, March. Catalog, 2350 E. Washington Boulevard, Fort Wayne 2, Indiana.

INDIANA TECHNICAL COLLEGE

Short-Wave Report

(Continued from page 84)

WPE8BX, Detroit, Mich., ran into this trouble, he installed an unusual aluminum foil antenna.

The other day your Short-Wave Editor tried Martin's setup. We bought a roll of regular aluminum wrap (Reynolds, Alcoa, or other brands can be used), and put up two strips along the molding. The strips are about 15' long and are mounted on opposing walls. We attached the feeder line to the ends of the foil strips with cellophane tape. While preliminary tests indicate that this antenna is not as sensitive as our outside long-wire on the standard broadcast band, it does very well for itself on the short-wave bands.

We do not feel that a foil-strip antenna is the best in the world, but it can be highly efficient and could possibly provide the means for apartment and hotel DX'ers to get more out of their receivers. Try one, and let us know how it works for you. We would especially like to hear from DX'ers who operate in buildings with steel frameworks.

Current Station Reports

All times shown are Eastern Standard and the 24-hour system is used. At time of compilation all reports are correct. Stations often change schedules and/or frequencies with little or no advance notice. Please send your reports to P. O. Box 254, Haddonfield, N. J.

Afghanistan--Kabul is noted at 0955-1030, in native language to 1000 and in Eng. to 1030 with news and Oriental music, on 11,730 kc. The 9573-kc. outlet, used for tests in Eng. at 0700-0730 and 0800-0830, has not been heard recently and presumably has been dropped. (WPE1AAC, WPE1BY, WPE4BC, WPE5RB, WPE8BGF, WPE0AE)

Angola--R. Clube de Huila, Sa da Bandeira, 5024 kc., was heard at 1600 with guitar and Portuguese selections. A talk began at 1618. S/off, 1630. (WPE1BM)

Australia--VLY25, Melbourne, 25,735 kc., has been used irregularly in experimental service with no definite time schedule. (WPE8HF, WPE9ADP, BL)

According to the latest schedule, VLW (2 kw.) and VLX (10 kw.), Perth, operate at 0530-1030 (to 1100 on Saturdays) and at 1700-1900 (from 1730 on Saturdays) on VLW6, 6140 kc., and on VLX9, 9610 kc., and at 1915-0515 on VLW9, 9610 kc. (from 1815 on Saturdays) and on VLX15, 15,425 kc. (WPE2ACO)

Belgian Congo--OTM, Leopoldville, 9385 kc., is noted from 1530 to 1600 s/off with orchestral music; French news from 1555 to s/off. (WPE2AXS)

Belgium--Brussels has Eng. to N.A. on Sundays, Tuesdays, and Thursdays at 1730-1800

May, 1960

ON HAM BANDS

OR CITIZENS RADIO



GLOBE ELECTRONICS

EQUIPMENT

GIVES
YOU



Buy through
World Radio Laboratories
with ONLY

10%
DOWN

90 WATT CW GLOBE CHIEF DELUXE



Wired: \$79.95
\$8.00 Down
\$5.00 Per Mo.

Kit: \$59.95
\$6.00 Down
\$5.00 Per Mo.

Self-contained & bandswitching, 10-80M. 90 watts for the advanced CW enthusiast or novice (at 75 watts input). Choice of cathode or bias keying -- no rewiring to use external 755A VFO, UM-1 or SM-90 modulators. Built-in power supply. Husky parallel 807 final tubes for time proven performance. New design pi-net for extra wide range matching. 3-color diagrams for ease in kit construction.

CITIZENS BROADCASTER CB-100

\$129.95 Each

\$13.00
Down

\$7.60

Per Mo.



A high styled, complete 3-channel, 2-way radio station for permanent installation or travel. Requires no tests for license. Only 3 controls. Range 150-15 miles. Complete with one set of crystals and push-to-talk microphone.

FREE
200-Page
Catalog
Send Today



PE-5

"the house the hams built!"

WRL

WORLD RADIO LABORATORIES

3415 W. BROADWAY • PHONE 32 8-1851
COUNCIL BLUFFS, IOWA

Please Rush: Free Catalog and Complete Information on the New

Chief Deluxe

CB-100

NAME: _____

ADDRESS: _____

CITY &

STATE: _____

on 11,850, 15,335, and 11,720 kc., and daily except Wednesday at 1930-2000 (Saturdays from 1815) on 11,850 and 9665 kc. (WPE8BAG, WPE9ADP, WPE9NY, WPEOADY)

Ceylon—The Commercial Service of R. Ceylon, Colombo, 15,265 kc., is still noted with s/on at 2030 after tone signal and playing of "Strike Up the Band." Music with Eng. anmts until 2100. The BBC news at 2100 is no longer heard; it has been replaced by home news from Ceylon. (WPE1BY, WPE4BFY, WPE8CV)

Chile—CE1515, R. Corporacion, Santiago, can be heard evenings on 15,150 kc. from 2130,



Emilio Fernandez, above, operates in Havana, Cuba, using a National NC-60 receiver and a 50'-long antenna.

all-Spanish, American and L.A. music; 5-kw. power. (WPE8AGY)

Colombia—HJGC, R. Sutatenza, Bogota, 5075 kc., is noted at 1930-2214 with a fair signal. News is given on the hour and the rest of the programing consists of American and L.A. tunes. Address for reports: *Accion Cultural Popular*, Escuelas Radiofonicas, Calle 20, No. 9-45, Bogota, Colombia. (WPE3ALX)

Denmark—OZF, Copenhagen, 9520 kc., operates to N.A. at 2030-2130 and 2200-2300 (last half hour of each period is in English). Letters are answered during the "Saturday Night Club" program. (WPE2BYZ, WPE2CKS, WPE3AVA, WPE4AHA, WPE4BHC, WPE0SN)

Dominican Republic—HI4B, R. Santiago, 6315 kc. (varies), can be noted on Tuesdays with "American Hit Parade" from 1800 to 1830 with anmts in Eng. and Spanish. It has been heard until 2238 with L.A. music and frequent ID's. (WPE1BM, WPE3HP)

Ecuador—A partial list of the Eng. programs from HCJB, Quito, includes: "Southern Cross Salute" at 0130-0530 on 15,115, 11,915, 9745, and 6050 kc., and at 0900-1130 on 17,890, 15,115, and 11,915 kc.; "Quito Calling" at 1400-1815 on 17,890, 15,115, and 11,915 kc.;


"Caribbean Call" at 1830-1900 on 17,890, 15,115, and 11,915 kc.; and "Ecuadorian Echoes" at 2100-0000 on 15,115, 11,915, and 9745 kc. These are all on daily except Mondays. Reports go to Casilla 691, Quito. (WPE1RH, WPE4BFX, WPE5CN, WPE6AHO, WPE8HF, WPE9NY, VE3PE3G, DD, TL)

Egypt—Cairo has been noted on new 17,690-kc. channel at 1225-1300 in native language, 1300-1330 in Eng., and 1330-1400 in French. (WPE4BC)

Another new channel is 4765 kc., apparently a move from 4782 kc. Tune in for classical music until 1702 s/off; announcements in Arabic. (WPE3NF)

Formosa—*The Voice of Free China*, Taipei, carries Eng. to N.A. at 2030-2045 and 0505-0555 on 17,755, 15,345, 11,815, and 7130 kc. The 7130-kc. channel is also noted with Chinese at 0740, the higher frequencies with Chinese at 1000-1100. (WPE1BY, WPE3NF, WPE7TM, WPE8OF, WPE9AGB, WPEOADY, VE7PE1R, DK)

French Equatorial Africa—Brazzaville has Eng. daily at 2015-2100 on 11,725 kc., at 1400-1500 (to Africa) on 9730 kc., at 2030-2130 on 17,720 and 9625 kc., and at 0015-0030 on 9625 kc. The "American Letterbox" program is



Max Ovodock, Jr., whose listening post at Philadelphia, Pa., is shown here, tunes 1500-4000 kc. with a Philco "60," 5800 to 18,000 kc. with a G.E. H630.

aired Fridays at 2030 on 11,725 kc. Reports go to Box 108, Brazzaville. (WPE1AFM, WPE2AFL, WPE4FM, WPE5AEL, WPE5CN, WPE6AVN, WPE9ARA, WPE9NY, MM)

Gabonese Republic—R. Gabon, Libreville, has settled on 5025 kc. and is noted weakly from 1515 in French, improving in strength to 1700 s/off. It features a non-stop musical program from 1600 to 1700. (WPE1BM, WPE3NF)

Germany—*Deutsche Welle*, Cologne, has two new 100-kw. xmtrs in use. The schedule now reads: to Far East at 0200-0515 on 21,650, 15,275, and 11,795 kc. and at 0530-0600 (a special Arabic program) on 21,650, 17,815, and 15,405 kc.; to Near East at 1100-1415 on 15,405 and 11,795 kc.; to Africa at 1230-1545 on 15,275 and 17,815 kc.; to South America at 1730-2045 on 11,945 and 9735 kc.; to Eastern N.A. at 1830-2145 (Eng. at 1930-1945) on 11,-


ACME BATTERY HOLDERS

FOR EVERY BATTERY

- Every holder is electronically tested to insure positive insulation.
- Made of rust-proof aluminum
- Made in U.S.A. with American Materials, Manufacturers, Distributors, Dealers, Hobbyists, etc. write for information.



**ACME
NI-CAD
HOLDERS for
NICKLE CADMIUM
BUTTON CELLS**



FREE! Complete listing of over 250 styles and sizes of battery holders, also Cross Reference Chart.

Ask for ACME battery holders at your Electronic Supply Dealer.
ACME MODEL ENGINEERING CO., 6224P—15th Ave., Brooklyn 19, N.Y.

ENGINEERING DEGREES



**E.E. Option Electronics or Power
Degree Courses in Liberal Arts
Business Administration—Accounting**
Also through **HOME STUDY
Pacific International College of
Arts & Sciences**
Primarily a correspondence School
Resident classes also available
5719-W Santa Monica Blvd.
Hollywood 38, California

A NOTE TO THE HI-FI BUYER

AIR MAIL us your requirements for an
IMMEDIATE WHOLESALE QUOTATION.
Components, Tapes and Records
SHIPPED PROMPTLY AT LOWEST PRICES.

WRITE TODAY FOR FREE CATALOG

AUDIO UNLIMITED, 714 P Lexington Ave., N. Y. 22

**POPULAR
ELECTRONICS**



Send
**POPULAR
ELECTRONICS**

Every
Month

name _____

address _____

city _____

zone _____

state _____

Check one: 3 years for \$10
 2 years for \$7
 1 year for \$4

Payment Enclosed Bill Me

In the U. S., its possessions and Canada.
Foreign rates: Pan American Union countries,
add .50 per year; all other foreign countries,
add \$1 per year.

Mail to: **POPULAR ELECTRONICS**
Dept. PE-560, 434 S. Wabash Ave., Chicago 5, Ill.

0900-1200 and 1700-2100 on 11,945 kc.
(WPE2FY)

South Korea—Korea B/C Service, Seoul,
has Eng. to N.A. at 0030-0100 with news at
0030-0400 on 11,745 and 17,745 kc. (WPE5SH,
WPE6AA, WPE9AGB)

Sudan—Khartoum, 11,855 kc., is again be-
ing heard around 2315 s/on to past 0000 with
Arabic news and music. This one has been
“wandering” and at the moment is back to
the old channel. (WPE4BC, WPE9KM, SR)

A verification letter lists Eng. at 0730-0800,
Arabic at 2315-0030 daily except Fridays (to
0600 on Fridays) and at 0930-1600 daily on
5034, 9600, and 11,750 kc., although the latter
channel is obviously in error. (RK)

Surinam—PZC, Paramaribo, 15,405 kc., was
noted during the 2000-2038 Eng. portion on
a Monday, reading listener's reports and say-
ing that replies were en route. This would
seem to indicate a new “Listener's Corner”
type of program and, further, that this sta-
tion now is verifying. (WPE1BD, WPE2ACO,
WPE5AG, WPE6AA, WPE9KM)

Sweden—Stockholm, 11,810 kc., has Eng. to
Eastern N.A. at 2045-2130 and to Western
N.A. at 2215-2245. A DX program is given
during the last ten minutes of each period on
Mondays. (WPE2TA, WPE3CN, MM)

Switzerland—According to the latest pro-
gram schedule from the United Nations in
New York, the following is the xmsn sched-
ule for U.N. Radio, Geneva: 0830-0845 (Sat-
urdays) in Hungarian and 0845-0910 (Monday
to Friday) in Russian, both over HED5, 9545
kc.; 0930-0945 (Saturdays) in Persian on 17-
770 and 11,905 kc.; and 1420-1435 (Monday to
Friday) in Arabic on 11,810, 9575, and 6010
kc. (WPE2ACO)

Tunisia—Tunis, 9630 kc., has been heard at
1320 and 1500 with Arabic music and lan-
guage, at 1435, 1600, and 0100 with Arabic

SHORT-WAVE ABBREVIATIONS

anmt—Announcement	L.A.—Latin America
BBC—British Broadcasting Corp.	N.A.—North America
Eng.—English	R.—Radio
ID—Identification	s/off—Sign-off time
IS—Interval signal	s/on—Sign-on time
kc.—Kilocycles	xmsn—Transmission
kw.—Kilowatts	xmtr—Transmitter

news. The only Eng. noted so far was a brief
Eng. ID at 1455. (WPE3NF, WPE4BC,
WPE9KM)

Turkey—TAT, Ankara, is back on 9515 kc.
at 1815-1900 to North America. Other por-
tions of Ankara's schedule read: 0600-0700 on
15,195 kc.; 0600-0630 on 9515 kc.; 0830-0915
and 1000-1100 on 17,820 kc.; 1100-1615 on 9745
kc.; and 1200-1500 and 1545-1645 on 7285 and
9745 kc. A mailbag program is noted on Sun-
days during the N.A. period. (WPE1PW,
WPE4FM, WPE5AG, WPE8HF, WPE9AGB,
WPE9KM, WPE0AE)

USA—WRUL, Scituate, Mass., is in the
process of having its control transferred from
World Wide B/C System to Metropolitan B/C
Systems, Inc. The programing may change
upon completion of the transfer. KGEI, Bel-

SHORT-WAVE CONTRIBUTORS

Stanley Schwartz (WPEIAC), Bridgeport, Conn.
 William Wekstein (WPEIAFM), Sharon, Mass.
 Anson Boice (WPEIBD), New Britain, Conn.
 Jerry Berg (WPE1BM), W. Hartford, Conn.
 Alan Roth (WPE1BY), Bridgeport, Conn.
 Harold Bertino (WPE1PW), Dorchester, Mass.
 J. Block (WPE1KII), Terryville, Conn.
 Paul Buer (WPE2ACO), Harrison, N. Y.
 George Goolde (WPE2AFL), Chappaqua, N. Y.
 Robert Newhart (WPE2AXS), Merchantville, N. J.
 Irwin Belofsky (WPE2BYZ), Brooklyn, N. Y.
 J. R. Wallingford (WPE2CKS), Madison, N. J.
 Richard McCurdy (WPE2DM), Harrison, N. Y.
 Julian Sienkiewicz (WPE2FY), Brooklyn, N. Y.
 Stewart West (WPE2LH), Union, N. J.
 William O'Brien (WPE2RV), Syracuse, N. Y.
 Charles Schwartzbard (WPE2T.1), Passaic, N. J.
 Paul Edelson (WPE2VY), Brooklyn, N. Y.
 Vincent Pinto (WPE3ALX), Philadelphia, Pa.
 Ken Eshleman (WPE3AVA), Millersville, Pa.
 Norman Schmid (WPE3AWB), Philadelphia, Pa.
 John Manser (WPE3BAP), Baltimore, Md.
 Dennis Walsh (WPE3CN), Philadelphia, Pa.
 Richard Freeman (WPE3EK), Philadelphia, Pa.
 Richard Morcroft (WPE3HP), Bellevue, Pa.
 George Cox (WPE3NE), New Castle, Del.
 Barry Bergman (WPE3PV), Philadelphia, Pa.
 Joe Carr (WPE4AHA), Arlington, Va.
 Grady Ferguson (WPE4BC), Charlotte, N. C.
 Robert W. Murdock (WPE4BFX), Onley, Va.
 Richard P. Lane (WPE4BFY), Memphis, Tenn.
 Charles D. Diamond (WPE4BHC), Jacksonville, Fla.
 Ted Bryant (WPE4FM), Gallatin, Tenn.
 Jordan Lowry (WPE4TP), Daytona Beach, Fla.
 Wayne Ridge (WPE5AEL), Ripley, Miss.
 William Bing (WPE5AG), New Orleans, La.
 Arno J. M. Felner (WPE5CN), New Braunfels, Texas

C. A. Rickman (WPE5GQ), Miami, Okla.
 Pedro Vasquez (WPE5RB), APO. San Francisco, Calif.
 David Penney (WPE5SH), New Orleans, La.
 Stewart Mac Kenzie, Jr. (WPE6AA), Long Beach, Calif.
 Dave Barry (WPE6ABX), San Jose, Calif.
 George J. Washburn (WPE6AHO), San Francisco, Calif.
 Robert Kendall (WPE6ALQ), Santa Monica, Calif.
 W. S. Wade (WPE6AVN), La Canada, Calif.
 J. Art Russell (WPE6EZ), San Diego, Calif.
 Jim Gallucci (WPE7CE), Portland, Ore.
 Kjell Skollingsberg (WPE7TM), Salt Lake City, Utah

Ronald Luyster (WPE8AGY), Flushing, Ohio
 Ken Shaffer (WPE8BAG), Dayton, Ohio
 Charles Sutton (WPE8BGF), Toledo, Ohio
 H. R. Odell (WPE8CV), Barboursville, W. Va.
 R. W. England (WPE8FV), Columbus, Ohio
 Dan Wilt (WPE8HF), Akron, Ohio
 Steve Lohbauer (WPE8OF), Norwalk, Ohio
 Lee Lannoye (WPE9ADP), Green Bay, Wis.
 Earl Kinmouth (WPE9AGB), Joliet, Ill.
 Robert Klein (WPE9ARA), Beaver Dam, Wis.
 J. P. Arendt (WPE9DN), Aurora, Ill.
 A. R. Niblack (WPE9KM), Vincennes, Ind.
 Al Hovey (WPE9MS), Bonduel, Wis.
 Mike Nielsen (WPE9VY), Park Ridge, Ill.
 Richard Olson (WPEØADY), Rochester, Minn.
 John Beaver, Sr. (WPEØAE), Pueblo, Colo.
 Bob Conley (WPEØBO), Minneapolis, Minn.
 Carl H. Larsen (WPEØGA), Knoxville, Iowa
 Allyn Lamb (WPEØSN), Wichita, Kansas
 Meyer Toole (VE3PE3G), Fort William, Ont.
 David Bennett (VE7PE1K), Richmond, B. C.
 Ross Brownell (KB), Vancouver, B. C.
 F. H. Cloudman (FC), Wassenaar, Netherlands
 Denis Dandenau (DD), W. Warwick, R. I.
 Danny Kollhage (DK), Key West, Fla.
 Ruth Kalish (RK), Flushing, N. Y.
 Bill Lund (BL), Santa Monica, Calif.
 Tony Lewis (TL), Mono Road, Ont.
 Mike McAlister (MI), Pomona, Calif.
 S. M. Rowell (SR), Minneapolis, Minn.
 Radio Nederland, Hilversum, Netherlands
 EPI News Service, Berne, Switzerland

SELECTIVITY: $\pm 5Kc$ at points 6db down!



\$18950
each, list


Just one of the many
reasons why Vocaline's new Commaire
ED-27M is the world's finest* multi-
channel citizens band radio!

Only Vocaline, specialist in unique circuitry for defense projects, could produce a remarkable performer like the ED-27M Commaire multi-channel Class D citizens band radio. This brilliantly-engineered unit assures the same uniform output, sensitivity and selectivity over the entire 22 citizens band channels. Selectivity is ± 5 kc at point 6 db down, sensitivity: 0.3 mv. Audio output is 4.5 watts. Incorporates Vocaline's exclusive "Silent-Aire" squelch with special noise suppression circuit to assure complete silence in stand-by. The receiver is a double conversion superheterodyne with single crystal. For mobile operation, a transistorized power supply affords dependable, economical operation. Supplied with crystal for one channel (additional crystals can be supplied installed at \$5.00 each), push-to-talk microphone, hanger and universal mount. 2 models: 115 VAC-12 VDC and 115 VAC-6 VDC.

*4 CHANNELS

The Commaire ED-27 Single-Channel Citizens Band Radio . . . in a class by itself!

The single-channel version of the Commaire—proven to be the finest radio in the Class D field. Incorporates the same patented features as the ED-27M. Unequaled for range, signal-to-noise ratio, audio fidelity and dependability. \$179.50 each list.



V-26

VOCALINE

COMPANY OF AMERICA
121 Coulter Street
Old Saybrook, Conn.

Send complete literature to:

Name

Address

City Zone State

mont, Calif., is also in the process of being transferred from KGEI, Inc. to the Far East B/C Corp.; KGEI will be used as part of the *Call of The Orient* and will probably have all or nearly all religious programming. (WPE6AA)

USSR—Radio Moscow will have Russian language courses on Sunday evenings which will run until mid-June. The exact time is not known. (WPE9MS)

The DX program from Moscow is now being aired on the second and third Sunday of the month at 2315-2330. (WPE6ABX)

Uruguay—Montevideo has been noted on 11,900 kc. at 1900-2100 and on 15,385 kc. at 1930-2100 in Spanish with U.S. and L.A. music. The English program on 15,385 kc. at 2000 has evidently been dropped. (WPE8AGY, SR)

Vatican City—The Vatican plans to build new radio stations in all parts of the world, with one to be started shortly in the Philippines. The reason for the new stations is that the present Vatican Radio cannot reach everywhere. (EPI News Service, via WPE6EZ, WPE1BY)

-30-

POPULAR ELECTRONICS

BARGAIN BASEMENT
SAVE ON THESE SPECIAL BUYS OF THE MONTH

ONE CENT SALE Buy One At Our Regular Low Price And Get The Second For Only 1c More

CITIZENS BAND TRANSMITTER (27 MC) chassis complete with crystal. \$12.49 each, two for \$12.50.

TRANSMITTER similar to above but with 5 watt RF stage instead of 1 watt. \$14.99 ea., two for \$15.00.

CITIZENS BAND RECEIVER chassis tunable through all 22 channels. Complete with audio amplifier. \$10.00 ea., two for \$10.00.

AMATEUR BAND TRANSCIEVER (144-148 MC) chassis with dual VHF triodes for walkie-talkie radio/phone. \$9.99 ea., two for \$10.00.

COILED CORD 4 conductor 11' telephone cord. Extends to over 4 ft. .99 ea., two for \$1.00.


KIT OF PARTS for AM-FM-VHF radio receiver. Tunable from 80-200 mc, which includes E2c satellite frequencies. \$6.99 ea., two for \$7.00.

CONVERTER (Crystal Controlled) for 27 MC Citizens Band. Adapts any standard broadcast radio to 27 MC band. Tunes all 22 channels. Complete with tubes and crystal. \$14.99 each, 2 for \$15.00.

All merchandise guaranteed. LIMITED QUANTITY—NO LITERATURE OR CATALOG. Remit in full. Include sufficient postage. No C.O.D.'s.

VANGUARD ELECTRONIC LABS. Box 12-E-5, Hollis 23, N. Y.

POLICE, CITIZENS BAND, AIRCRAFT




may be monitored from any car radio using the model 104 fully transistorized converter. Any one frequency from 25 to 175 Mcs. Fully miniaturized (4x2 1/4 x 2 1/4), it can be installed in seconds. No power is required from auto radio. Internal mercury battery approaches shelf life. Provides double conversion reception. Order now or send for free information. State Frequency.

Model 104.....\$16.95 TR233R Battery.....\$2.00

Robin Radio Co. 13229 Red Fern Lane Dallas 30, Tex.

ALL BAND TRAP ANTENNA!



Reduces interference and noise on all makes short wave receivers. Makes wide reception stronger. Clearer on all bands!

For ALL Amateur Transmitters. Guaranteed for 300 Watts. Power for Pi-Net or Link Direct Feed. Light, Neat, Weatherproof.

Complete as shown, total length 102 ft. with 87 ft. of 72 ohm balanced feedline. Impact molded insulator and sealed automatic frequency changing resonant traps (Wt. 3 oz. 1" x 5" long). You just tune to desired band for best results. Excellent for ALL world wide short wave receivers and amateur transmitters. For NOISE AND ALL CLASS AMATEURS! NO EXTRA TUNERS OR GADGETS NEEDED! Eliminates 5 separate antennas with better performance guaranteed. NO HAYWIRE HOUSE APPEARANCE! EASY INSTALLATION!

80-40-20-10 meter bands. Complete.....\$12.95
40-20-10 meter bands. 54 ft. antenna (best for worldwide swl).....\$11.95
20-15-10 meter bands. Dual trap. 74 ft. antenna.....\$18.95

SEND ONLY \$3.00 (cash, ck, mo) and pay postman balance COD plus postage on arrival or send full price for postpaid delivery. Available only from:

WESTERN RADIO Dept. AEL-5 Kearney, Nebraska

Experimenters • Amateurs • Hobbyists

Extraordinary values await you in government surplus electronic components. Don't buy anything until you have our "Bargain Bulletin"; new material for mere dimes on the dollar. Remember, everything is brand new; here are typical values:

Scope xfmr. 115 v pri, 2500/3, 2.5/1.75.....5 \$1.95
Dynamotor. 6 v in, 600 v/1500 mts out, Eicon.....10 \$6.95
455 KC IF xfmr; your choice National/Wilcox.....10 79c
Pwr xfmr. 115/230 v pri, 600 ct/350, 12.6 ct/11.....18 \$4.29
Pwr supply, basic components kit, \$25 value.....16 \$5.95
Meter, 0-50 microamps, Burlington Mod 921.....14 \$4.95
Fil xfmr, 115 v pri, 6.3 v/27 amp.....9 \$3.29
Filter cond, 10 mfd/1000 dcwv, ceramic terms.....3 \$1.79
BC-1141-C amplifier is still available.....12 \$5.95
10 & 15 tube assortments still available at.....\$1.95 \$2.95

WRITE TODAY FOR FREE GOVERNMENT SURPLUS BARGAIN BULLETIN

JOE PALMER P.O. Box 6188 CCC, Sacramento, California

NEW MAGIC RADIO WALKIE!

YOUR OWN POCKET SIZE RADIO STATION!

BROADCASTS TO ANY HOME OR CAR RADIO WITHOUT WIRES OR HOOKUPS! Wt. only 6 oz. Size (1 1/2 x 2 1/4 x 1 1/4"). Built-in telescoping antenna. Powerful transistor-sensitive microphone, frequency setter, break-in switch! Runs for weeks on self-contained flashlight batteries. Durable plastic case. With this Radio Talkie you CAN TALK TO YOUR FRIENDS NEARBY OR BETWEEN TWO OR MORE CARS! FOR SOME DISTANCE! INSTANT OPERATION! No license or permit needed. Useful and real fun in a million ways! GUARANTEED TO WORK. 1 YEAR SERVICE GUARANTEE.

SEND ONLY \$3.00 (cash, ck, mo) and pay postman \$9.95 COD postage or send \$12.99 for prepaid delivery. COMPLETE READY TO OPERATE with instructions and hundreds of ways and tricks for broadcasts thru any radio you desire. Price may go up soon so get your NEW 1960 Model Super Powered RADIO-WALKIE TALKIE NOW. Available only from:

WESTERN RADIO, Dept. TEL-5, KEARNEY, NEBR.

NEW FOR 27MC CITIZEN'S BAND MOBILE STATIONS

REDUCE GENERATOR NOISE!

TETRA TRAP Model 27 \$3.95

This efficient, compact generator filter will greatly reduce noise, and provide clearer reception. Installed quickly without special tools. Use on 6, 12, or 24 volt generators. One year guarantee. Available at your local electronics dealer, or write



TETRA CORPORATION
P.O. BOX 9794 ROSSLYN STATION, ARLINGTON 9, VIRGINIA

NEW SILICON 500MA RECTIFIERS

GENERAL PURPOSE SPECIAL 2 FOR \$1

rms/piv 35/50 50c	rms/piv 70/100 45c	rms/piv 140/200 50c	rms/piv 210/300 65c
rms/piv 280/400 78c	rms/piv 350/500 \$1.00	rms/piv 420/600 \$1.26	rms/piv 490/700 \$1.50
rms/piv 560/800 \$1.59	rms/piv 630/900 \$1.89	rms/piv 700/1000 \$2.58	rms/piv 770/1100 \$3.12


Use in F.W. Bridge or F.W.C.T. up to 750ma DC or mtg 2" sq Pins for 1.5Amp. (Orders \$5 or more we pay postage 48 states.) Send 25c for Catalog.

"TAB" 111PE Liberty St. N. Y. 6, N. Y.

SELL YOUR USED EQUIPMENT Through POPULAR ELECTRONICS' Classified Columns!

The 320,000 purchasers of POPULAR ELECTRONICS are always interested in good used equipment or components. So, if you have something to sell, let PE readers know about it through our classified columns. It costs very little: just 50¢ a word, including name and address. Minimum message: 10 words.

For further information write:
Martin Lincoln, POPULAR ELECTRONICS
One Park Avenue, New York 16, N. Y.



ELECTRONICS MARKET PLACE

RATE: 50¢ per word. Minimum 10 words prepaid. July issue closes May 6. Send order and remittance to Martin Lincoln, POPULAR ELECTRONICS, 1 Park Ave., New York 16, N. Y.

WANTED

CASH for used short-wave Ham Receivers, Transmitters and Accessories. Treger, W9IVJ. 2023 N. Harlem Ave., Chicago 35, TUXedo 9-6429.

WANT to buy good equipment and accessories? Place a low-cost classified ad in this space.

TOP Price . . . Knight 83Y2762 30 watt amplifier. Jacobs, 5764, Bethel Park, Pa.

FOR SALE

SOMETHING for sale? Place a classified ad in this section. Low-cost, fast results. It's easy.

TELEVISION Sets \$9.95 plus Shipping—Jones T.V., Sanatoga, Pa.

DIAGRAMS for repairing radios \$1.00, Television \$2.00. Give make, model. Diagram Service, Box 672-PE, Hartford 1, Conn.

GOVERNMENT Surplus Receivers, Transmitters, Snooperscopes, Parabolic Reflectors, Picture Catalog 10¢. Meshna, Malden 48, Mass.

AUTO Radio Distributor Selling, Servicing, Becker Blaupunkt, FM-AM, other European, American Sets. Save 30% + Square Electronics, 150-60 Northern Blvd., Flushing, New York.

NOTICE—Condenser Checker—opens, shorts, intermittents. Ready to use. Accurate. \$4.98. Mesco, Box 4521, K. C. 24, Mo.

FM Tuners, 88-108 megacycles, 4 tubes complete, \$12.95. Grutman, 1 E. 167 st., N. Y. 52, N. Y.

WPE-SWL-CB-QSL Cards—Samples 10¢—"Brownie" W3CJI, 3110A Lehigh, Allentown, Penna.

CITIZEN'S Band! Add a Hushpuppy noise suppressor to your Heathkit transceiver! Squelch Action. Completely Wired. Guaranteed. \$4.98. Western Mass. Electronics, Great Barrington, Mass.

ORGAN Components: Special Transformers, Coils, Diagrams. R. E. Pavelka Co., P.O. Box 5985, Cleveland 1, Ohio.

CITIZEN Band users Multi-tier adds five channels to your present unit. For units using single crystal for transmitting and receiving or for all channel receivers. Multi-tier adopts RCA, Heath, Shell, and many more. \$9.95 each. Crystals not included. Crystals \$2.95 each. No C.O.D. Multi-tier, 1009 North Park Street, Bloomington, Illinois.

SURPLUS Mail Auction Meters, Relays, Transformers, Tubes, etc. Catalog describing each lot—50¢—refundable toward first bid. A nickel can steal a lot! Jabbour Electronics, 20 Woodbine St., Pawtucket, R. I.

SHORTWAVE attachment receivers 6 to 12 megacycles through superheterodyne radios. Complete \$2.98 postpaid. John Dittich, 247-44 76th Avenue, Bellerose 26, New York.

RADIO & TV Tubes at Manufacturer's prices! 100% Guaranteed! Brand New! No re-brands or pulls! United Radio, Box 1000-E, Newark, N. J.

COMMUNICATION, Radar, Sonar, Telephone Equipment of every description. Free Bargain list. MDC, 944 W. Tioga St., Phila. 40, Pa.

TUBE Testers Test Your Own Tubes and Save Battery operated self contained flashlight. Test fuses and pilot lamps, Jacks for continuity test, Tests picture tube filament. Makes high voltage tests. Miniature tube pin straighteners Only \$4.95. Send now to: Park Electronic Distributors, 1623 Hillside Avenue, New Hyde Park, L. I., N. Y. Get in on this great offer now.

May, 1960

PRINTED Circuit Materials copper laminate and etchant price list available. Glovers Electronics, 7822 Croydon Avenue, Los Angeles 45, Calif.

RECONDITIONED "Homko" 30 in. Riding Reel Mower. Box 569, Misenheimer, N. C.

GOVERNMENT Sells! Surplus Electronics; Test equipment; Oscilloscopes; Transceivers; Jeeps; Boats; Aircrafts; Misc.—Send for U. S. Depot Directory & Procedure \$1.00—"Government Surplus Sales," Box 425 PE, Nanuet, N. Y.

15 DISTANCE One-tube plans—25¢, with Transistor Experiments, Catalog. Laboratories, 1131-L Valota, Redwood City, California.

S-METER circuit. One tube; wired and tested. Send for folder. P. Asch, 1075 Park Ave., New York 28, N. Y.

AUTOMATIC Door operators new famous make. Only \$59.95. Buy direct. Save! Free literature. DemSCO, Sebring 9, Ohio.

POLICE calls from your car radio. Transistorized converter enables you to hear 25-54 megacycle police, citizens, amateur signals on any auto radio. Simple installation requires no internal connections. \$16.95. Free information. Robin Radio, 13229 Red Fern Lane, Dallas 30, Texas.

DIAGRAMS and parts list for transistorized, broadcast, transceiver; used as transmitter, P.A. system, receiver, walkie talkie; no C.O.D.: Send \$1.25 to—Schematic Service, 145-47 7 Ave., Whitestone 57, N. Y.

PHONOGRAPH Records cheap, postpaid. Catalogue, Paramount, Box 2026-E, Pine Castle, Florida.

MUSIC

SONGPOEMS And Lyrics Wanted! Mail to: Tin Pan Alley, Inc., 1650 Broadway, New York 19, N. Y.

SONGS into Dollars! Share \$33 million dollars yearly for New Songwriters, songpoets. Any subject, songs composed, Published, promoted by largest firm. Information, appraisal Free. Send Nordyke Music Publishers, 6000 Sunset, Hollywood 283, California.

POEMS Wanted for musical setting and recording by America's largest song studio. Send poems. Free examination. Five Star Music Masters, 60 Beacon Building, Boston.

TAPE & RECORDERS

TAPE Recorders, Hi-Fi components, Sleep Learning Equipment, tapes. Unusual Values. Free Catalog. Dressner, 69-02F, 174 St., Flushing 65, N. Y.

AMPEX, Concertone, Magnecord, Presto, Bogen, Tandberg, Pentron, Sherwood, Rek-O-Kut, Scott, Shure, Dynakit, others, Trades. Boynton Studio, Dept. PE, 10 Pennsylvania Ave., Tuckahoe, N. Y.

SINATRA Tapes, Transcriptions wanted. Air Shots; Afs Originals or Dubbings. Buy, "Rent," trade. Confidence respected. Private collector. Peter Bardach, 210-16 Grand Central Pky., Queens Village 27, N. Y.

UNUSUAL Values. Hi-Fi components, tapes, tape recorders. Catalogue; package quotations. Budget Hi-Fi; 83-06F Victor Ave., Elmhurst, N. Y.

RENT Stereo Tapes—over 1,000 different—all major labels—free catalog, Stereo-Parti, 811-P Centinela Ave., Inglewood 3, California.

127

DISGUSTED with "Hi" Hi-Fi Prices? Unusual discounts on your High Fidelity Requirements. Write Key Electronics, 120 Liberty St., New York 6, N. Y. CLOverdale 8-4288.

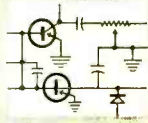
PRECISION Receiver alignment: FM—\$5; AM/FM—\$9. Kit Construction Problems solved. Telephone: Ed-4-4490. I. Pollack, Westbury, L. I., N. Y.

LOW Quotes on everything HiFi & Stereo Tapes. Bargain List: HiFi. Dept. P, Roslyn, Pa.

PRICES? The Best! Factory-sealed Hi-Fi Components? Yes! Send for free catalog. Audion, 25P Oxford Road., Massapequa, N. Y.

COMING—Dymenson—Dimensional Dynamic Sound—For Brochure, write Pruden Creations, 5108 Brandel Circle, Toledo 7, Ohio.

INSTRUCTION



DETECTIVE Profession. Home Study. Badge, Certificate, Future. Box 41197-AG, Los Angeles 41, California.

WRITE Martin Lincoln, Popular Electronics, 1 Park Avenue, New York 16, N. Y. for information on how to place a classified ad in this section.

REPAIR Instructions, Schematics, Radios, T.V.'s, HiFi's, 99¢ Model? "Coop" Box 5938 Kansas City 11, Missouri.

HIGHLY Effective Review for FCC Commercial Phone Exams. Free literature. Wallace Cook, Dept. "C" Box 10634 Jackson 9, Mississippi.

TRANSISTORIZE your automobile ignition system. Complete plans and instructions: \$2.50. Technical Service Institute, 5699-24th Terrace North, St. Petersburg 10, Florida.

NOTICE: International School of Electronics, 422 Washington Building, Washington 5, D. C.

ALGEBRA or Calculus, Easy Lessons, First Four \$1. Mathco, 4256-8 Minnor, Cincinnati 17, Ohio.

PASS the 1st the first time with the help of this brand new study examination. Based on Element 4 of the latest FCC publication, over 280 multiple choice questions are logically arranged for subject study. Formulas, Diagrams and Math the easy way. Send \$3.00 to Hilger Enterprises, Box 2798, Dept. A., Long Beach, California.

EXPERIMENT with nature's electronics. Instructions—Stillwater Box 337W Morris Plains, New Jersey.

CONVERT your broadcast receiver to shortwave—2 to 5 megacycles—parts and instruction, \$2.00 Custom Electronics, 750 Shattuck, Greenville, Miss.

SPOT TV Troubles in minutes instead of hours. Repair all makes and models without theory. Unique simplified system. Not a book. Industry approved—used by professionals to save time—make money. 3 years in development. Write for Free literature, Dept. PE, National Technical Research Labs., 1118 W. Hadley St., Whittier, Calif.

LEARN Code. Qualify for Amateur or Commercial License. Free Book. Candler, Dept. PE-5, Box 9226, Denver 20, Colo.

PLASTICS

NEW Liquid Casting Plastic, clear colors. Embed real flowers, minerals, biological specimens, delicate instruments, electronic parts. Also cold-setting resin and fiberglass for laminating, casting, molding, coating. Manual 25¢. Castolite, Dept. E-108, Woodstock, Illinois.

HIGH-FIDELITY



RECORDERS, Hi Fi. Free Wholesale Catalogue. Carston, 125-P East 88, N.Y.C. 28.

KITS, Tapes, Components, Recorders, Special Quotes. Bayla Co., 1470-P Elmer Road, Wantagh, N. Y.

INVENTIONS WANTED

INVENTIONS Wanted patented, unpatented by my manufacturers. Write to J. T. Invention Sales Company 25 Fayette Street B'Klyn 6, N. Y.

YOU can easily apply for patents. Save with complete professional kit. Free registration certificate. Patent Associates. 1212E Commonwealth Bldg., Philadelphia 7, Pennsylvania.

INVENTIONS wanted. Patented: unpatented. Global Marketing Service, 2420-P 77th, Oakland 5, Calif.

PATENTS

INVENTORS—Apply for a U. S. Patent to protect your invention. New "Patent Kit" now makes it easy. Free "Registration Form." Miss Clare Arduin, 806 Wm. Penn Annex, Philadelphia 5, Penna.

INVENTIONS Wanted for immediate promotion! Free "Protection Form"! Casco, Dept. H. 1424 "K" Street NW, Washington 5, D.C.

MISCELLANEOUS

HAM-SWAP—Need a new piece of gear? Need to trade or sell the old? Then you need Ham-Swap! Published twice monthly—national circulation. \$1 ad free with \$1 year's subscription. Ham-Swap, Inc., 35 East Wacker, Chicago 1, Illinois.

HAMS! VHF magazine—\$2.00, year. K2ZSQ, 67 Russell, Rahway, N. J.

SHOPPING GUIDE Classified

A HANDY REFERENCE TO PRODUCTS AND SERVICES NOT NECESSARILY ELECTRONIC, BUT OF WIDE GENERAL INTEREST.

BUSINESS OPPORTUNITIES

VENDING Machines—No Selling. Operate a route of coin machines and earn amazing profits. 32-page catalog free. Parkway Machine Corporation, Dept. 12, 715 Ensor St., Baltimore 2, Md.

GROW Mushrooms. Cellar, shed and outdoors. Spare, full time, year round. We pay \$4.50 lb. dried. We have 29,000 customers. Free Book. Mushrooms, Dept. 334, 2954 Admiral Way, Seattle, Wash.

MAKE \$25-\$50 Week, clipping newspaper items for publishers. Some clippings worth \$5.00 each. Particulars free. National, 81-DG, Knickerbocker Station, New York City.

BUY direct from factories—Appliances. Cameras, Watches! Free details! Cam Company, 6810 PE—20th Ave., Brooklyn 4, N. Y.

PLATE baby shoes, jewelry, gifts, bronze and colored pearl. We finance. Pearlco, 11029P, Los Angeles 44.

EARN extra money selling advertising book matches. Free samples furnished. Matchcorp., Dept. MD-50, Chicago 32, Illinois.

Always say you saw it in—POPULAR ELECTRONICS

MAKE Good Income typing at home. Detailed instructions \$1. (refundable.) Ryco Service, 210-B Fifth Ave., Suite 1102, New York 10.

"BE alert now! \$350.00 weekly possible making/selling electronic water purifier for swimming pools, homes, etc. Inventors instructions \$3.00 Molin, 1921 Washington Ave. Santa Monica, Calif.

PHOTOGRAPHY—FILM EQUIPMENT, SERVICES

OPTICAL Science Math Bargains Request Free Giant Catalog "CJ" — 128 pages — Astronomical Telescopes, Microscopes, Lenses, Binoculars, Kits, Parts. Amazing war surplus bargains. Edmund Scientific Co., Barrington, New Jersey.

STAMPS & COINS

100 DIFFERENT U. S. Commemoratives 50¢, Approvals included. Shelton, Box 907, New York 8, N. Y.

INDIAN Penny plus bargain lists, 10¢ Hutchinson's Box 4747 Philadelphia 34, Penna.

EMPLOYMENT INFORMATION

AMERICAN—Overseas Jobs. Higher Pay. Transportation Paid Now!! Free Information. Employment Headquarters, 79 Wall Street, Dept. G. E. 1 New York 5.

JOBS: High pay. Foreign countries, USA. All trades. Write Dept. 556, National Employment Information, 1020 Broad, Newark, N. J.

OVERSEAS Employment. American Firms and United State Government. Comprehensive job information \$2.00. Foreign Opportunities, Box 172, Columbus 16, Ohio.

LEATHERCRAFT

FREE "Do-It-Yourself" Leathercraft Catalog. Tandy Leather Company, Box 791—M-34, Fort Worth, Texas.

MISCELLANEOUS

"WINEMAKING: Beer, Ale Brewing." Illustrated. \$2.20. Eaton Books, Box 1242-C, Santa Rosa, California.

HUGE mails 10¢ Gigantic mails 25¢. William Greener NB, Burley, Idaho.

SPECIAL! Rubber stamp with pad—Three lines \$1.00 Ideal Rubber stamps, Box 21, Camden, Tenn.

1000 BUSINESS Cards embossed, send \$3.50 to Cal-Mil Printers, 15918 Halldale Avenue, Gardena, California.

SEND me your name and I'll tell you about a method that lets you take giant bass out of waters that other folks say are "fished out." Facts free. Write Eric B. Fare Highland Park 38, Illinois.

DIGNIFY your business: 1000 embossed business cards \$3.95 samples. Edward Printing Service 7430 Selwick Dr. Parma 29, Ohio.

KEY chains, personalized ashtrays, smoke sets—hundreds of useful novelties for home, office and gifts. Inexpensive items. Write for free catalog. House of Brand, Dept. PE-1, 3458 Fish Avenue, New York 69, New York.

POPULAR ELECTRONICS Advertisers' Index—MAY 1960


ADVERTISER	PAGE	ADVERTISER	PAGE
Acme Model Engineering Co.	125	Milwaukee School of Engineering	109
Airex Radio Corporation	12	Moss Electronic, Inc.	3rd, 4th Cover, 130
All American Kits Co.	120	National Radio Institute	3
Allied Radio	5	National Technical Schools	23
Arkey	24	Norelco	14
Audio Unlimited	124	Olson Radio Corporation	123
Audiotex Mfg. Co.	117	Pacific International College	124
Bailey Technical Schools	26	Paco Electronics Company, Inc.	36
Blonder-Tongue Laboratories, Inc.	30	Palmer, Joe	126
Burstein-Applebee Co.	20	Philadelphia Wireless Technical Institute	116
Capitol Radio Engineering Institute	33	Picture Tube Outlet	118
Central Technical Institute	104	Popular Electronics Book Division	31, 106, 107, 115
Chicago Standard Transformer Corporation	20	Port Arthur College	120
Cleveland Institute of Electronics	15	Progressive "Edu-Kits" Inc.	39
Coyne Electrical School	9, 101	RCA Institutes, Inc.	18, 19
DeVry Technical Institute	7	Rad-Tel Tube Co.	29
DeWald (United Scientific Labs.)	114	Radio Corporation of America	27
Dynameans, Inc.	116	Radio Shack Corp.	118
E-Z Hook Test Products	34	Reeves Soundcraft Corp.	2nd Cover
EICO	38, 40	Rinehart & Co., Inc.	28
Electro-Voice	17	Robin Radio Co.	126
Electronic Chemical Corp.	114	Sprayberry Academy of Radio-Television	21
Frank, Ltd., Wally	104	Springfield Enterprises	123
Garfield Co., Inc., Oliver	34	Sylvania Semiconductor Division	16
Grantham School of Electronics	13	TV Electronic Supply Co.	108
Grommes—Div. of Precision Electronics, Inc.	110	"TAB"	126
Hallcrafters	103	Teltron Electric Co.	111
Health Company	96, 97, 98, 99	Tetra Corporation	126
Indiana Technical College	120	Tri-State College	114
International Crystal Mfg. Co., Inc.	95	Tru-Vac Electric Company	22
Johnson Company, E. F.	108	U. S. Air Force	35
Kester Solder Company	114	Valparaiso Technical Institute	118
Key Electronics Co.	104	Vanguard Electronic Labs.	126
Kuhn Electronics	110	Vocaline Company of America, Inc.	125
Lafayette Radio	10, 11	Walco Electronics Mfg. Co.	118
Lektron	113	Western Radio	126
Micro Electron Tube Co.	32	World Radio Laboratories	121
Miller, Teleplex Company, R. G.	116	Zalytron Tube Corp.	12

**EXAMINE ANY OF
THESE TESTERS
BEFORE YOU
BUY!!**

Yes, we offer to ship at our risk one or more of the testers described on these pages.

Superior's New Model 76

ALL PURPOSE BRIDGE



Model 76 ALL PURPOSE BRIDGE
Total Price \$26.95
Terms: \$6.95 after 10 day trial, then \$5.00 per month for 4 months if satisfactory. Otherwise return, no explanation necessary.

IT'S A CONDENSER BRIDGE
IT'S A RESISTANCE BRIDGE

IT'S A SIGNAL TRACER
IT'S A TV ANTENNA TESTER

✓ **CAPACITY BRIDGE SECTION**
4 Ranges: .00001 Microfarad to .005 Microfarad; .001 Microfarad to .5 Microfarad; .1 Microfarad to 50 Microfarads; 20 Microfarads to 1000 Microfarads. Will also measure the power factor of all condensers from .1 to 1000 Microfarads.

✓ **RESISTANCE BRIDGE SECTION**
2 Ranges: 100 ohms to 50,000 ohms; 10,000 ohms to 5 megohms.

✓ **SIGNAL TRACER SECTION**
With the use of the R.F. and A.F. Probes included with the Model 76, you can


make stage gain measurements, locate signal loss in R.F. and Audio stages, localize faulty stages, locate distortion and hum, etc.

✓ **TV ANTENNA TESTER SECTION**
Loss of sync., snow and instability are only a few of the faults which may be due to a break in the antenna, so why not check the TV antenna first? Locates a break in any TV antenna and measures the location of the break in feet from the set terminals.

Complete with R.F. and A.F. probes and test leads **\$26⁹⁵ Net**

Superior's New Model TV-50A GENOMETER

7 Signal Generators in One!



Model TV-50A GENOMETER . . .
Total Price \$47.50
Terms: \$11.50 after 10 day trial, then \$6.00 monthly for 6 months if satisfactory. Otherwise return, no explanation necessary.

- ✓ R.F. Signal Generator for A.M. ✓ Bar Generator ✓ Marker Generator
- ✓ R.F. Signal Generator for F.M. ✓ Cross Hatch Generator
- ✓ Audio Frequency Generator ✓ Color Dot Pattern Generator

This versatile All-Inclusive GENERATOR Provides ALL the Outputs for Servicing:
A.M. Radio • F.M. Radio • Amplifiers • Black and White TV • Color TV

R. F. SIGNAL GENERATOR: The Model TV-50A Genometer provides complete coverage for A.M. and F.M. alignment. Generates Radio Frequencies from 100 Kilocycles to 60 Megacycles on fundamentals and from 60 Megacycles to 180 Megacycles on powerful harmonics.

VARIABLE AUDIO FREQUENCY GENERATOR: In addition to a fixed 400 cycle sine-wave audio, the Model TV-50A Genometer provides a variable 300 cycle to 20,000 cycle peaked wave audio signal.

MARKER GENERATOR: The Model TV-50A includes all the most frequently needed marker points. The following markers are provided: 180 Kc., 262.5 Kc., 450 Kc., 600 Kc., 1000 Kc., 1400 Kc., 1600 Kc., 2000 Kc., 2500 Kc., 3579 Kc., 4.5 Mc., 5 Mc., 10.7 Mc. (3579 Kc. is the color burst frequency).

BAR GENERATOR: The Model TV-50A projects an actual Bar Pattern on any TV Receiver Screen. Patterns will consist of 4 to 16 horizontal bars or 7 to 20 vertical bars.

DOT PATTERN GENERATOR (FOR COLOR TV): Although you will be able to use most of your regular standard equipment for servicing Color TV, the one addition which is a "must" is a Dot Pattern Generator. The Dot Pattern projected on any color TV Receiver tube by the Model TV-50A will enable you to adjust for proper color convergence.

The Model TV-50A comes absolutely complete with shielded leads and operating instructions. Only **\$47⁵⁰**

CROSS HATCH GENERATOR: The Model TV-50A Genometer will project a cross-hatch pattern on any TV picture tube. The pattern will consist of non-shifting, horizontal and vertical lines interlaced to provide a stable cross-hatch effect.

**DID YOU
EVER?**

Order merchandise by mail, including deposit or payment in full, then wait and write . . . wait and write?

Purchase anything on time and sign a lengthy complex contract written in small difficult-to-read type?

Purchase an item by mail or in a retail store then experience frustrating delay and red tape when you applied for a refund?

Obviously prompt shipment and attention to orders is an essential requirement in our business . . . We ship at our risk!

PRINTED IN U.S.A.

NO

CONTRACT TO SIGN CO-MAKERS EMPLOYER NOTIFICATION

The simple order authorization included in this offer is all you sign. We ask only that you promise to pay for or return the goods we ship in good faith.

EXAMINE ANY ITEM YOU SELECT IN THE PRIVACY OF YOUR OWN HOME

Then if completely satisfied pay on the interest-free terms plainly specified. When we say interest-free we mean not one penny added for "interest" for "finance" for "credit-checking" or for "carrying charges." The net price of each tester is plainly marked in our ads—that is all you pay except for parcel post or other transportation charges we may arepay.

Superior's New
Model 82A

A truly do-it-yourself type TUBE TESTER

TEST ANY TUBE IN 10 SECONDS FLAT!



Model 82A—Tube Tester
Total Price \$36.50

Terms: \$6.50 after 10 day trial, then \$6.00 monthly for 5 months if satisfactory. Otherwise return, no explanation necessary.

- 1 Turn the filament selector switch to position specified.
- 2 Insert it into a numbered socket as designated on our chart (over 600 types included).
- 3 Press down the quality button—

THAT'S ALL! Read emission quality direct on bad-good meter scale.

FEATURES:

- Tests over 600 tube types. • Tests OZ4 and other gas-filled tubes. • Employs new 4" meter with sealed air-damping chamber resulting in accurate vibrationless readings. • Use of 22 sockets permits testing all popular tube types and prevents possible obsolescence. • Dual Scale meter permits testing of low current tubes. • 7 and 9 pin straighteners mounted on panel. • All sections of multi-element tubes tested simultaneously. • Ultra-sensitive leakage test circuit will indicate leakage up to 5 megohms.

Production of this Model was delayed a full year pending careful study by Superior's engineering staff of this new method of testing tubes. Don't let the low price mislead you! We claim Model 82A will outperform similar looking units which sell for much more—and as proof, we offer to ship it on our examine before you buy policy.

Model 82A comes housed in handsome, portable, Saddle-Stitched Texon case. Only..... **\$36⁵⁰ Net**



SUPERIOR'S
NEW
MODEL 83

C.R.T. TESTER

Tests and Rejuvenates ALL PICTURE TUBES

ALL BLACK AND WHITE TUBES ALL COLOR TUBES

From 50 degree to 110 degree types
—from 8" to 30" types.

- Model 83 is not simply a reshaped black and white C.R.T. Tester with a color adapter added. Model 83 employs a new improved circuit designed specifically to test the older type black and white tubes, the newer type black and white tubes and all color picture tubes. • Model 83 provides separate filament operating voltages for the older 6.3 types and the newer 8.4 types. • Model 83 employs a 4" air-damped meter with quality and calibrated scales. • Model 83 properly tests the red, green and blue sections of color tubes individually—for each section of a color tube contains its own filament, plate, grid and cathode. • Model 83 will detect tubes which are apparently good but require rejuvenation. Such tubes will provide a picture seemingly good

Test ALL picture tubes—in the carton—out of the carton—in the set!

but lacking in proper definition, contrast and focus. To test for such malfunction, you simply press the rej. switch of Model 83. If the tube is weakening, the meter reading will indicate the condition. • Rejuvenation of picture tubes is not simply a matter of applying a high voltage to the filament. Such voltages improperly applied can strip the cathode of the oxide coating essential for proper emission. The Model 83 applies a selective low voltage uniformly to assure increased life with no danger of cathode damage.

Housed in handsome portable Saddle Stitched Texon case—complete with sockets for all black and white tubes and all color tubes. Only

\$38⁵⁰

Model 83—C.R.T. Tube Tester
Total Price \$38.50
Terms: \$8.50 after 10 day trial, then \$6.00 monthly for 5 months if satisfactory. Otherwise return, no explanation necessary.

We invite you to try before you buy any of the models described on this page, the preceding page and the following pages. If after a 10 day trial you are completely satisfied and decide to keep the Tester, you need send us only the down payment and agree to pay the balance due at the monthly indicated rate.

NO INTEREST OR FINANCE CHARGES ADDED!

If not completely satisfied, you are privileged to return the Tester to us, cancelling any further obligation.

SEE OTHER SIDE

CUT OUT AND MAIL TODAY!

MOSS ELECTRONIC, INC.

Dept. D-738 3849 Tenth Ave., New York 34, N. Y.

Please send me the units checked on approval. If completely satisfied I will pay on the terms specified with no interest or finance charges added. Otherwise, I will return after a 10 day trial positively cancelling all further obligation.

- | | |
|---|---|
| <input type="checkbox"/> Model 76 Total Price \$26.95
\$6.95 within 10 days. Balance
\$5.00 monthly for 4 months. | <input type="checkbox"/> Model 83 Total Price \$38.50
\$8.50 within 10 days. Balance
\$6.00 monthly for 5 months. |
| <input type="checkbox"/> Model TV-50A Total Price \$47.50
\$11.50 within 10 days. Balance
\$6.00 monthly for 6 months. | <input type="checkbox"/> Model 70... Total Price \$15.85
\$3.85 within 10 days. Balance
\$4.00 monthly for 3 months. |
| <input type="checkbox"/> Model 82A... Total Price \$36.50
\$6.50 within 10 days. Balance
\$6.00 monthly for 5 months. | <input type="checkbox"/> Model 80... Total Price \$42.50
\$12.50 within 10 days. Balance
\$6.00 monthly for 5 months. |

Name

Address

City Zone State

All prices net, F.O.B., N. Y. C.

SHIPPED ON APPROVAL NO MONEY WITH ORDER — NO C. O. D.

Superior's New Model 70 UTILITY TESTER®

FOR REPAIRING ALL ELECTRICAL APPLIANCES and AUTOMOBILE CIRCUITS



Model 70—UTILITY TESTER
Total Price...\$15.85—

Terms: \$3.85 after 10 day trial, then \$4.00 monthly for 3 months, if satisfactory. Otherwise return, no explanation necessary.

As an electrical trouble shooter the Model 70:

- Will test Toasters, Irons, Broilers, Heating Pads, Clocks, Fans, Vacuum Cleaners, Refrigerators, Lamps, Fluorescents Switches, Thermostats, etc.
- Measures A.C. and D.C. Voltages, A.C. and D.C. Current, Resistances, Leakages, etc.
- Will measure current consumption while the appliance under test is in operation.
- Incorporates a sensitive direct-reading resistance range which will measure all resistances commonly used in electrical appliances, motors, etc.
- Leakage detecting circuit will indicate continuity from zero ohms to 5 megohms (5,000,000 ohms).

As an Automotive Tester the Model 70 will test:

- Both 6 Volt and 12 Volt Storage Batteries • Generators • Starters • Distributors • Ignition Coils • Regulators • Relays • Circuit Breakers • Cigarette Lighters • Stop Lights • Condensers • Directional Signal Systems • All Lamps and Bulbs • Fuses • Heating Systems • Horns • Also will locate poor grounds, breaks in wiring, poor connections, etc.

INCLUDED FREE This 64-page book—practically a condensed course in electricity. Learn by doing.



Just read the following partial list of contents: What is electricity? • Simplified version of Ohms Law • What is wattage? • Simplified wattage charts • How to measure voltage, current, resistance and leakage • How to test all electrical appliances and motors using a simplified trouble-shooting technique. • How to trace trouble in the electrical circuits and parts in automobiles and trucks.

Model 70 comes complete with 64 page book and test leads

\$15.85
Only

SUPERIOR'S NEW MODEL 80

20,000 OHMS PER VOLT ALLMETER

THE ONLY 20,000 OHMS PER VOLT V.O.M. SELLING FOR LESS THAN \$50 WHICH PROVIDES ALL THE FOLLOWING FEATURES:

- ✓ 6 INCH FULL-VIEW METER provides large easy-to-read calibrations. No squinting or guessing when you use Model 80.
- ✓ MIRRORED SCALE permits fine accurate measurements where fractional readings are important.
- ✓ CAPACITY RANGES permit you to accurately measure all condensers from .00025 MFD to 30 MFD in addition to the standard volt, current, resistance and decibel ranges.
- ✓ HANDSOME SADDLE-STITCHED CARRYING CASE included with Model 80 Allmeter at no extra charge enables you to use this fine instrument on outside calls as well as on the bench in your shop.

- SPECIFICATIONS:**
- 7 D.C. VOLTAGE RANGES (At a sensitivity of 20,000 Ohms per Volt)
0 to 15/75/150/300/750/1500/7500 Volts.
 - 6 A.C. VOLTAGE RANGES: (At a sensitivity of 5,000 Ohms per Volt)
0 to 15/75/150/300/750/1500 Volts.
 - 3 RESISTANCE RANGES:
0 to 2,000/200,000 Ohms. 0-20 Megohms.
 - 2 CAPACITY RANGES:
00025 Mfd. to .3 Mfd., .05 Mfd. to 30 Mfd.
 - 5 D.C. CURRENT RANGES
0-75 Microamperes, 0 to 7.5/75/750 Milliampers, 0 to 15 Amperes
 - 3 DECIBEL RANGES: - 6 db to + 18 db.
+ 14 db to + 38 db + 34 db to + 58 db



Model 80 ALLMETER

Total Price \$42.50
Terms: \$12.50 after 10 day trial, then \$6.00 monthly for 5 months if satisfactory. Otherwise return, no explanation necessary.

NOTE: The line cord is used only for capacity measurements. Resistance ranges operate on self-contained batteries.

Model 80 Allmeter comes complete with operating instructions, test leads and portable carrying case. Only **\$42.50**

TRY FOR 10 DAYS BEFORE you buy! THEN if satisfactory

pay in easy, interest free, monthly payments. See coupon inside.

We invite you to try before you buy any of the models described on this and the preceding pages. If after a 10 day trial you are completely satisfied and decide to keep the Tester, you need send us only the down payment and agree to pay the balance due at the monthly indicated rate. (See other side for time payment schedule details.)

NO INTEREST OR FINANCE CHARGES ADDED!

If not completely satisfied, you are privileged to return the Tester to us, cancelling any further obligation.

SEE OTHER SIDE

◀ CUT OUT AND MAIL TODAY!

FIRST CLASS

Permit No. 61430

New York, N. Y.

VIA AIR MAIL



BUSINESS REPLY CARD

No Postage Stamp Necessary if Mailed in the U. S.

POSTAGE WILL BE PAID BY —

MOSS ELECTRONIC, INC.

3849 TENTH AVENUE

NEW YORK 34, N. Y.