

Christmas Fun with Electronic Robots

# POPULAR ELECTRONICS

DECEMBER 1958

35 CENTS



Hi-Fi from Your Ceiling •  
Electronic Simulators Tra

E-29-147762-10  
LOUIS HAFORD  
18108 WINDWARD  
CLEVELAND 19 OHIO

# FIRST ALL-NEW, LOW-PRICED, SHORTWAVE RECEIVER

IN OVER TEN YEARS!!!

BURTON BROWNE/New York



Fred Shuman  
Managing Editor, RADIO-ELECTRONICS...  
"Neat combination of design and technical features."



Charles Tepler  
Editor, ELECTRONICS ILLUSTRATED...  
"It looks modern and pulls in the SW stations, a pleasure to recommend it."



Oliver Read, Ph.D.  
Publisher of Electronics Div.,  
POPULAR ELECTRONICS...  
"This looks like a real winner."



William A. Stocklin  
Editor, RADIO & TV NEWS...  
"Easily read dial, a boon to the shortwave listener."

**NEW NATIONAL NC-60 Special . . .** covers .54 to 31 mcs in 4 bands with full electrical bandsread on all frequencies. Features exceptional sensitivity with separate tuning coils for each band. Separate general coverage and bandsread tuning capacitors. Front panel phone-jack. Standard broadcast, civil defense, WWV, marine, aircraft, amateur and world-wide shortwave frequencies are clearly marked on dial. Built-in speaker.

**Only \$5.95 down\*** Suggested price only \$59.95\*\* (slightly higher west of the Rockies and outside the U.S.A.)\*\*

\*Most National distributors offer budget terms and trade-in allowances.



Model NC-66 . . . use this rugged portable 4 ways: as a ham receiver, a 3-way portable, a marine receiver, and as an SWL receiver. Rugged and handsome, the NC-66 has a sturdy case with carrying handle. Only \$13.00 down\* Suggested price only \$129.95\*\*



Model NC-188 . . . a quality receiver for budget-conscious amateurs—featuring National's new styling. It is directly calibrated for the four general coverage ranges and five bandsread ranges for the amateur bands (80-10 meters). Only \$16.00 down\* Suggested price only \$159.95\*\*

**SEND 50¢ FOR EXCITING NEW BOOK ON SHORTWAVE LISTENING . . .**

tells when, where and how to tune over two million shortwave stations in over 260 foreign countries. Provides log for listing stations you hear. Send 50¢ to NATIONAL COMPANY, INC., Malden 48, Mass.

## National

NATIONAL COMPANY, INC., MALDEN 48, MASS.



# THIS SELF-SERVICE TUBE TESTER IS YOUR STEPPING-STONE TO A BRIGHT NEW PROSPEROUS FUTURE...

## Earn big money and achieve financial stability

If you've ever longed for a business of your own... to be your own boss and to work your own hours, then here's your opportunity to get in on one of today's biggest money-making opportunities — *the self-service tube testing business*. It's the easiest business to get into... requires no experience, little time and small investment.

A basic principle for making money is to have something work for you, rather than you yourself doing the work. As an operator of a **FAST-CHECK SELF-SERVICE TUBE TESTER ROUTE** you can be the proud owner of a solid fast-growing business... earning money while you take life easy. Business can be started without giving up your present source of income and can be operated from home. All you do is make calls once a week to restock testers and collect profits.

### WHAT IS THE SELF-SERVICE TUBE TESTING BUSINESS?

The self-service tube testing business is a take-off on the highly profitable vending machine business... but with several decided advantages. *Larger unit sales and greater flexibility in operation.* You place testers and tube stock in stores on consignment — the store location contributes floor space for the self-service tube tester — store patrons are offered the use of the tube tester free — they in turn buy their replacement tubes from the tube stock in the tester. The store pays you for all the tubes sold less his commission. Each tester placed can net up to \$1000 a year for you.

### NO SELLING REQUIRED

Century's self-service tube testers check and sell TV and radio tubes automatically 12 hours a day — 7 days a week. Consumers do their own testing and defective tubes are replaced on the spot for highly profitable sales. *Your testers are your high powered salesmen.*

## TIME PAYMENT PLAN

Pay in small monthly payments at net cash prices.

## NO INTEREST OR CARRYING CHARGES

### THE FIELD IS WIDE OPEN


Drug stores, luncheonettes, supermarkets, candy stores, hobby stores, etc. welcome having a tube tester placed in their store. All they have to do to earn commissions, is hand over tubes required and accept payment. And they go for the extra traffic the tester attracts to their store.

### FREE BOOK TELLS ALL ABOUT THIS BOOMING BUSINESS

If you are interested in starting a lifetime business, then **ACT NOW** and send for **FREE** book to convince yourself that this is today's greatest business opportunity.

## ATTENTION OPERATORS

If you are presently operating a route and are ready for expansion, you will appreciate the extraordinarily low price of this tester... a price made possible because we are the manufacturers and sell directly to you.



Model SS-1F  
FAST-CHECK SELF-SERVICE TUBE TESTER **\$134.50 NET**

## IMPORTANT FEATURES

- ✓ 46 long lasting phosphor-bronze sockets accommodate all present and future tube types — cannot become obsolete.
- ✓ Attractive red and hammer-tone gray durable metal cabinet. Takes only 19" x 19" of floor space.
- ✓ Tube compartment with own lock holds 400 or more tubes.
- ✓ Removable tube storage trays with specially designed dividers separate tube cartons — make it easy to restock tubes that are sold.
- ✓ Large seven inch easy to read meter is extremely sensitive yet rugged — is fully protected against accidental burn-out.
- ✓ Completely self-service — easy to operate.
- ✓ Built-in 7-pin and 9-pin straighteners on panel for customers convenience.
- ✓ Quick reference tube chart lists over 650 tube types — conveniently mounted.
- ✓ A colorful point-of-sale display tops the cabinet — designed to attract everyone that comes into the store.
- ✓ Each unit is covered by a 3 month guarantee.

## CENTURY ELECTRONICS CO., Inc. 111 ROOSEVELT AVENUE Dept. 812, Mineola, N. Y.

Please send ..... Fast-Check Self-Service Tube Testers @ \$134.50.

- TIME PAYMENT TERMS:** Enclose \$34.50 with order for each tester. Balance \$20.00 monthly for 5 months. 10 day money-back guarantee.
- I am interested. Please send me **FREE** book and particulars about setting-up a tube tester route. No salesman will call.

Name .....

Address .....

City ..... State .....

- SAVE SHIPPING CHARGES:** Enclose full payment and Century will pay all shipping costs. 10 day money-back guarantee.

# POPULAR ELECTRONICS

DECEMBER

1958

VOLUME 9

NUMBER 6



## Feature Articles and Electronic Developments

Flying High at Zero Altitude.....	Ben Preece	41
There Are Robots Among Us.....	William Tenn	45
PAT Does the Talking.....		50
Bandspread.....	Tom Kneitel	57
Choosing Your TV Antenna.....	Rudolf F. Graf	60
MRS—A Specialized Computer.....	Hugh B. Brous, Jr.	62
Electronics Today.....		64
Dial While You Ride.....	Harry J. Miller	66
A MARSman Tells All.....	Art Zuckerman	67
Index to Volume 9 (July—Dec., 1958).....		140

## Electronic Construction Projects

SPARKY the Robot Pup.....	Gaylord Welker	51
HV Neon Voltmeter.....	I. C. Chapel	55
Appliance Tester.....	Leon Reissman	59
Power Failure Alarm.....	Harvey Pollack	71
The VLF Long-Wave Receiver.....	F. J. Bauer, Jr., W6FPO	77

## Audio and Hi-Fi Features

Designing a Stereo Cartridge.....		48
Tape Print-Through Problem Solved.....		56
Ceiling Mounting a Hi-Fi Speaker.....		74
Add an Erase Fader to Your Tape Recorder.....	Glenn A. Towill	84
Improving Your Low-Cost Phono Arm.....	Leonard C. Holzer	92

## Experimenter's Workshop

Custom Pilot Lights.....	D. Derek Verner	91
Low-Cost Experimental Chassis.....	Louis E. Garner, Jr.	91
Miniature Phone Plug Adapter.....	Art Trauffer	94
Shock-Excited Crystal Oscillator.....	George N. Dugonis	94

## Departments

Carl & Jerry.....	John T. Frye	8
Letters from Our Readers.....		22
POP'tronics Bookshelf.....		30
Short-Wave Report.....	Hank Bennett	76
Among the Novice Hams.....	Herb S. Brier, W9EGQ	81
Kit Builder's Korner.....		85
Transistor Topics.....	Lou Garner	87
After Class.....	Harvey Pollack	89
Tips and Techniques.....		96
Tools and Gadgets.....		113


These men are getting practical training in **ELECTRONICS**

# ELECTRICITY

## ELECTRONICS

### ON REAL

Motors—Generators  
—Switchboards—  
Controls—Modern  
Appliances—  
Automatic  
Electronic  
Control Units



# TELEVISION

## RADIO ELECTRONICS

### ON REAL

TV Receivers—  
Black and White  
and Color  
AM-FM and  
Auto Radios  
Transistors  
Printed Circuits  
Test Equipment



# Train in NEW Shop-Labs of COYNE

in Chicago—prepare for today's TOP OPPORTUNITY FIELD. Train on real full-size equipment at COYNE where thousands of successful men have trained for over 60 years—largest, oldest, best equipped school of its kind. Professional and experienced instructors show you how, then do practical jobs yourself. No previous experience or advanced education needed. Employment Service to Graduates.

**START NOW—PAY LATER**—Liberal Finance and Payment Plans. Part-time employment help for students. **GET FREE BOOK**—"Guide to Careers" which describes your training in **ELECTRICITY-ELECTRONICS and TELEVISION-RADIO ELECTRONICS**—no obligation; **NO SALESMAN WILL CALL.**

Coyne Electrical School, 1501 W. Congress Parkway  
Chartered Not For Profit • Chicago 7, Dept. 98-2A

### MAIL COUPON OR WRITE TO ADDRESS BELOW

**COYNE ELECTRICAL SCHOOL**  
Dept. 98-2A—New Coyne Building  
1501 W. Congress Pkwy., Chicago 7, Ill.  
Send **BIG FREE** book and details of all the training you offer.

Name \_\_\_\_\_  
Address \_\_\_\_\_  
City \_\_\_\_\_ State \_\_\_\_\_



## COYNE offers LOW COST TELEVISION RADIO-COLOR TV Training in Spare Time AT HOME

The future is **YOURS** in **TELEVISION!**  
A fabulous field—good pay—fascinating work—a prosperous future in a good job, or independence in your own business!

Coyne brings you **MODERN-QUALITY** Television Home Training; training designed to meet Coyne standards at truly lowest cost—you pay for training only—**no costly "put together kits."** Not an old Radio Course with Television "tacked on." Here is **MODERN TELEVISION TRAINING** including **Radio, UHF and Color TV.** No Radio background or previous experience needed. Personal guidance by Coyne Staff. **Practical Job Guides** to show you how to do actual servicing jobs—**make money early in course.** Free Lifetime Employment Service to Graduates.

## COYNE ELECTRICAL SCHOOL

CHARTERED AS AN EDUCATIONAL INSTITUTION  
NOT FOR PROFIT  
1501 W. Congress Parkway • Chicago 7, Dept. 98-H2




B.W. COOKE, Jr., President  
Coyne—the Institution behind this training... the largest, oldest, best equipped residential school of its kind. Founded 1889.



Send Coupon or write to address below  
for Free Book

and full details,  
including easy  
Payment Plan.  
**No obligation, no  
salesman will call.**



**COYNE Television  
Home Training Division**  
Dept. 98-H2 New Coyne Building  
1501 W. Congress Pkwy., Chicago 7, Ill.

Send Free Book and details on how I can get Coyne Quality Television Home Training at low cost and easy terms.

Name \_\_\_\_\_  
Address \_\_\_\_\_  
City \_\_\_\_\_ State \_\_\_\_\_

# POPULAR ELECTRONICS

**Editor & Publisher**  
**OLIVER READ, W1ET1**

**Assistant Editor**  
**JULIAN M. SIENKIEWICZ**

**Technical Editor**  
**LARRY KLEIN**

**Associate Editors**  
**SIMON DRESNER**  
**FURMAN HEBB**  
**MARGARET MAGNA**

**Editorial Assistant**  
**DOLORES GIMBEL**

**Contributing Editors**  
**H. BENNETT**    **L. E. GARNER, Jr.**  
**H. S. BRIER**    **H. POLLACK**  
**J. T. FRYE**

**Art Editor**  
**ALFONS J. REICH**

**Art and Drafting Dept.**  
**J. A. ROTH**  
**W. K. VAHLSING**  
**M. WHELPLEY**


**Advertising Director**  
**JOHN A. RONAN, Jr.**

**Advertising Manager**  
**WILLIAM G. McROY**

Average Net Paid Circulation 267,136

This month's cover drawn by Gaylor Welker

COMING NEXT MONTH



(ON SALE DECEMBER 23)

ZIFF-DAVIS PUBLISHING CO., One Park Ave., New York 16, N.Y. William B. Ziff, Chairman of the Board (1946-1953); William Ziff, President; W. Bradford Briggs, Executive Vice President; Michael Michaelson, Vice President and Circulation Director; Hershel B. Sarbin, Secretary; Howard Staughton, Jr., Treasurer; Albert Gruen, Art Director.



**BRANCH OFFICES:** Midwestern Office, 434 S. Wabash Ave., Chicago 5, Ill.; Jim Weakley, advertising manager; Western Office, Room 412, 215 W. 7th St., Los Angeles 17, Calif.; John E. Payne, Manager.

**Foreign Advertising Representatives:** D. A. Goodall Ltd., London; Albert Milledo & Co., Antwerp and Dusseldorf.

In January we will present an interesting feature on solar energy and its conversion to useful applications in electronic equipment. On the cover a man is seen listening to a portable radio which is powered by light falling on solar cells.

The build-it-yourself fans will enjoy several transistor projects as well as the concluding article on SPARKY the Robot Pup. An added treat will be a one-tube antennaless FM radio. And as an aid to those who are building projects for the first time, there will be useful articles on test equipment and troubleshooting.

**SUBSCRIPTION SERVICE:** Forms 3579 and all subscription correspondence should be addressed to Circulation Department, 434 South Wabash Avenue, Chicago 5, Illinois. Please allow at least four weeks for change of address. Include your old address as well as new—enclosing if possible an address label from a recent issue.

**CONTRIBUTORS:** Contributors are advised to retain a copy of their manuscripts and illustrations. Contributions should be mailed to the New York Editorial Office and must be accompanied by return postage. Contributions will be handled with reasonable care, but this magazine assumes no responsibility for their safety. Any copy accepted is subject to whatever adaptations and revisions are necessary to meet the requirements of this publication. Payment covers all author's, contributor's and contestant's rights, titles, and interest in and to the material accepted and will be made at our current rates upon acceptance. All photos and drawings will be considered as part of material purchased.

POPULAR ELECTRONICS

# DeVry Tech Specializes in Training Men

## IN THEIR SPARE TIME AT HOME TO BECOME Electronic Technicians

Did you ever stop to think how much your happiness depends on having the right job? Getting your bills paid, living the life you want, doing the kind of work you like . . . ?

The right job (a promotion) with your present employer, or a good job with a new employer, would help solve such problems for you, wouldn't it?

DeVry Tech, with a successful 27 year record of training men for industry, offers you a real opportunity for a better job or your own profitable service shop . . . in one or more branches of the fast-growing field of Electronics.

We can show you a way to a more interesting and brighter future without interfering with your present job. We can give you all of this in your spare time at home . . . or in our well-equipped Chicago or Toronto training centers.

Find out how Electronics may give you a brighter and more profitable tomorrow. It will cost you nothing to get the facts. Fill in coupon below. We think this information is worth a postage stamp, don't you?

### ELECTRONICS AT WORK AT DEVRY TECH

Jack Dempsey, T. J. Lafeber, President, watch student Joe Skala solve a problem with the Electronic Analog Computer in DeVry Tech's Chicago training center.



### AN INDEX TO A BETTER JOB, BRIGHTER FUTURE

**NO PREVIOUS TECHNICAL EXPERIENCE,  
NO ADVANCED EDUCATION REQUIRED**

### Live-Wire Employment Service

DeVry Tech's Placement Department is in contact with some of the best-known employers in the Electronics field. The service is free to all graduates — and DeVry Tech's record in helping to place men has been outstanding.



#### DRAFT AGE?

We have valuable information for every man of draft age; so if you are subject to military service, be sure to check the coupon.

### A SAMPLE LESSON FREE!

See for yourself how DeVry Tech trains you for real opportunities in Electronics. We'll also give you a free copy of an interesting booklet, "Electronics and YOU."

"One of North America's Foremost Electronics Training Centers"



Accredited Member of National Home Study Council

**DEVRY TECHNICAL INSTITUTE**

CHICAGO 41, ILLINOIS

FORMERLY

**DEFOREST'S TRAINING, INC.**



Radar	Industrial Electronics
Automation Electronics	Computers
Guided Missiles	Radio
Television	Remote Control Systems
Communications	Broadcasting
Micro-Waves	Your Own Service Shop

### MAIL COUPON TODAY

DeVry Technical Institute  
4141 Belmont Avenue, Chicago 41, Ill. Dept. PE-12-0

Please give me a FREE Sample Lesson and your booklet, "ELECTRONICS AND YOU," and tell me how I may prepare to enter one or more branches of Electronics as listed above.


Name \_\_\_\_\_ Age \_\_\_\_\_

Street \_\_\_\_\_ Please Print \_\_\_\_\_ Apt. \_\_\_\_\_

City \_\_\_\_\_ Zone \_\_\_\_\_ State \_\_\_\_\_

Check here if subject to military training

#1092 DeVry Tech's Canadian Training Center is located at  
626 Roselawn Avenue, Toronto 12, Ontario



# DC TO 5 Mc

5" Wide-Band  
**OSCILLOSCOPE KIT**  
by  
**PACO**  
Model S-55 \$87<sup>50</sup>

The PACO Model S-55 is an outstanding addition to the only line of kits engineered and produced under the auspices of a major test equipment manufacturer. PACO kits are backed by over 26 years of **PRECISION** experience in the development of a world-renowned line of quality electronic instruments.

This new, high-sensitivity, extra-wide band, DC oscilloscope has been especially engineered for ultra-low-frequency analysis as well as for high-frequency color TV applications.

### FEATURES & SPECIFICATIONS

- **VERTICAL CHANNEL**—3 stage push-pull  
SENSITIVITY: DC—70 mv/in.; AC—25 mv RMS/in.  
FREQ. RESPONSE:  
DC—Within 3 db to 4.5 Mc. and 5 db at 5 Mc.  
AC—Within 3 db 1 cps to 4.5 Mc. and 5 db at 5 Mc.  
RISE TIME: Better than .08 microseconds  
INPUT IMPEDANCE: 1.5 megohms shunted by 33 mmfd  
VERTICAL-INPUT STEP ATTENUATOR  
VERTICAL POLARITY REVERSAL SWITCH
- **HORIZONTAL CHANNEL**—push-pull output  
SENSITIVITY: 0.6 v RMS/in.  
FREQ. RESPONSE: Within 3 db from 1 cps to 400 Kc  
INPUT IMPEDANCE: 5 megohms shunted by 23 mmfd
- **LINEAR TIME BASE:** 10 cps to 100 Kc, TV-V and TV-H, plus provisions for external capacitor sweep to 1 cps.
- **ILLUMINATED GRATICULE AND CAMERA-MOUNT BEZEL**

MODEL S-55: Complete with PACO-detailed assembly-operating manual. In louvred steel cabinet. 13<sup>3</sup>/<sub>4</sub>" x 8<sup>3</sup>/<sub>4</sub>" x 17<sup>1</sup>/<sub>4</sub>"  
Kit, Net Price: \$87.50

See complete PACO line at your local electronic distributor. Ask for free comprehensive, descriptive catalog.



Model B-10 Battery Eliminator  
Kit, Net Price: \$41.95

Model C-20 Resistance-Capacity-Ratio Bridge  
Kit, Net Price: \$20.95



Model G-30 RF Signal Generator  
Kit, Net Price: \$28.50

Model M-40 High-Sensitivity V-O-M  
Kit, Net Price: \$31.50

Model S-50 5" Cathode Ray Oscilloscope  
Kit, Net Price: \$49.50




Model T-60 Tube Checker  
Kit, Net Price: \$38.75

Model T-65 Transistor & Crystal Diode Tester  
Kit, Net Price: \$39.95



Model V-70 Vacuum Tube Voltmeter  
Kit, Net Price: \$31.50

Model Z-80 RF-AF Signal Tracer  
Kit, Net Price: \$29.50



▶ PACO kits also available factory-wired, tested, calibrated. ◀


**PACO**

**ELECTRONICS CO., INC.**

70-31 84th Street, Glendale 27, L.I., N. Y.

A DIVISION OF **PRECISION** Apparatus Company, Inc.

Export: 458 B'way., N. Y. 13 • Canada: Atlas Radio Corp., Toronto 19



## Under the Mistletoe

"FOR the last time, no!" Carl shouted at this friend, Jerry, sprawled on the old leather divan of the basement laboratory; "I'm not going to take your visiting cousin Patricia to the Christmas party."

"And why not?" Jerry demanded truculently. "With those blue eyes, black hair, and dimples, she isn't exactly a crow, you know. And didn't she win the science award? She knows darned near as much about electronics as we do. Lots of guys would jump at the chance."

"Let 'em jump," Carl said firmly. "I'll not deny she's easy on the eyes, quite hep, and nice, too, for a girl. It's simply that I've had it as far as these Christmas party capers are concerned."

Jerry exchanged a knowing look with his chum. "Mistletoe?" he asked sympathetically.

Carl nodded vigorously. "Yep. Last year Cindy Hawkins, who goes around with her lips pursed all the time like a goldfish, got me talking about radio and somehow maneuvered me under a sprig of the stuff. Before I realized it, she was looking up into my face expectantly and batting her eyes like a toad in a hailstorm. Then some joker spied us and yaks, 'Gwan; kiss her, Carl. You chicken or somethin?' I was trapped like a rat," he finished with a shiver as he drew the back of his hand across his mouth as if to erase the thought.

Jerry's round face took on the bland, cherubic look it got when the little wheels inside his head were racing like mad. "If I help you give Kissing Cindy the cure, will you take Pat to the party?" he asked rather hopefully.


Carl's face wrinkled into a suspicious frown. "Let's hear your idea before we make any deals."

"It's beautifully simple. You'll wear a few of these miniature B- batteries connected in series to produce about 130 volts;

Always say you saw it in—POPULAR ELECTRONICS



# Can you think faster than this Machine?



Control Panel of GENIAC set up to do a problem in space ship engineering

Be careful before you answer. GENIAC® the first electrical brain construction kit is equipped to play tic-tac-toe, cipher and encipher codes, convert from binary to decimal, reason in syllogisms, as well as add, subtract, multiply and divide. Specific problems in a variety of fields—actuarial, policy claim settlement, physics, etc., can be set up and solved with the components. Connections are solderless and are completely explained with templates in the manual. This covers 33 circuits and shows how new ones can be designed.

You will find building and using GENIACS® a wonderful experience; one kit user wrote us: "this kit has opened up a new world of thinking to me." You actually see how computing, problem solving, and game play (Tic-tac-toe, nim, etc.) can be analyzed with Boolean Algebra and the algebraic solutions transformed directly into circuit dia-

grams. You create from over 400 specially designed and manufactured components a machine that solves problems faster than you can express them.

Schools and colleges, teachers of science or math, engineering, philosophy or psychology will find these excellent demonstrators of circuitry solutions in symbolic logic, theory of numbers, cybernetics, and automation.

NOTE: Teachers take advantage of our 10% discount to educational institutions and for group purchases.

Send for your GENIAC® kit now. Only \$19.95 with over four hundred components and parts, fully illustrated manual and wiring diagrams. We guarantee that if you do not want to keep GENIAC after two weeks you can return it for full refund.

## A MACHINE THAT PLAYS NIM

Yes every GENIAC® comes complete with the materials and circuits for wiring up a machine that plays NIM. No extra charge. See article in January Popular Electronics.

## NEW—A MACHINE THAT COMPOSES MUSIC

Our amazing machine that composes music was designed by one of the people (a sixteen year old boy) who bought the GENIAC® to learn how to design computers. Use it to make up your own tunes automatically with the GENIAC® computer kit, 1958 Model.

### Some Firms and Institutions that have ordered GENIAC:

Allis-Chalmers  
Remington-Rand  
International  
Business  
Machines  
Wheeldex Mfg. Co.  
Manuel Missionary  
College  
Los Angeles  
Public Schools  
Kansas State  
University  
Duke University  
Coral Gables  
Bell Telephone  
Laboratories

Walter V. Clarke  
Associates  
Barnard College  
Westinghouse  
Electric  
Phillips  
Laboratories  
General Insurance  
Co. of America  
Lafayette Radio  
Rohr Aircraft Co.  
Albert Einstein  
Medical College  
Naval Research  
Laboratories

### Other machines you can build with your 1958 Model GENIAC® Computer Kit.

Machine for a Space Ship's Airlock—Special Combination Lock—Adding-subtracting-multiplying and dividing machines—Comparing and reasoning machines—Intelligence testing machines—Uranium shipment and the Space Pirates—Machine to play Tic-Tac-Toe—Translator from binary to decimal and dozens of others.

### What Comes With Your 1958 Model GENIAC?

rack, shown in picture; parts tray; guaranteed long lasting American Manufacture designed holder plus seven booklets and publica-tions including: 64 page GENIAC® manual; full length book: GENIAC® Wiring Diagrams; Beginners Manual for the person who has little or no knowledge of circuits; GENIAC® Study Guide—the equivalent of a full course in computer fundamentals, lists additional readings; and exclusively in 1958 Model GENIAC® Symbolic Logic and Circuits Design by Claude Shannon.

SEND for your GENIAC® now. At only \$19.95 a bargain. Comes complete with over 400 parts and components. 7 books and manuals. We guarantee that if you do not want to keep GENIAC after two weeks you can return it for full refund.

K1—Only

**\$19.95**

(Add \$1.00 W. of Miss. \$2.00 Outside U. S.)

**OLIVER GARFIELD CO., INC.**

DEPT. PE-128


108 E. 16th STREET

NEW YORK 3, N. Y.

December, 1958



This CHRISTMAS  
...an ideal gift  
to give or receive



MODEL 8100 **\$595**  
LIST

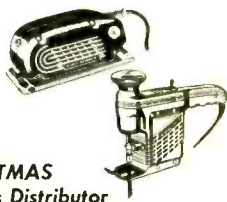
Here's a gift that'll bring a hearty "thanks" from any man this Christmas. The Weller Soldering Gun means quick, accurate soldering on scores of jobs—even for the amateur. Ideal for everyone from hobbyists, hi-fi enthusiasts, hams and experimenters to homecrafters for repairs and electrical work.

- Instant heat—no waiting
- Triggermatic control
- Guaranteed for 1 year
- Twin Spotlights
- Over 100 watts
- UL approved

### Ideal companion tools for Christmas

For easy sanding  
WELLER POWER SANDER  
model 700 **\$16.95**  
list

For versatile sawing  
WELLER SABRE SAW  
model 800 **\$19.95**  
list



ORDER FOR CHRISTMAS  
from your Electronic Parts Distributor

**WELLER ELECTRIC CORP. • EASTON, PA.**

### Carl & Jerry (Continued from page 8)

a current-limiting resistor will be inserted between the positive terminal and an electrode taped to your skin. The negative lead will connect through a small wire to your metal wrist-watch band. We'll spray the inside of this band with plastic spray to insulate it from your arm. Now, when Osculation Hawkins corners you under the mistletoe, you casually bring the wristband in contact with her arm and let her have it right smack on the kisser. Do you get the picture?"


"Yeah-h-h-h," Carl breathed with mounting enthusiasm for the picture in his mind's eye. "Girls are afraid of electricity anyway. Man, I'll take the curl right out of her hair. We'll cure her of this smooching habit, but good!"

"Then you'll take Pat?"

"Sure, why not? But let's get started on this mistletoe antidote."

The boys had been so interested in their conversation they failed to notice a slender, blue-eyed girl who had started down the basement steps in the other room a few minutes before and had paused to listen to their conversation. Now, with a thoughtful look on her face, she turned around and tiptoed back up the stairs and out of the door.

ONCE his word was given, Carl did things up brown. A pretty little corsage was delivered to Pat the afternoon of the party, and Carl showed up that evening looking scrubbed, handsome, and dressed in his best. Pat was lovely in a deceptively simple dress with Carl's corsage at her shoulder, and her only jewelry was a heavy silver bracelet. Jerry's "date," a neighbor girl from across the street, was already there; and



... "It's beautifully simple," Jerry said. "You'll wear a few of these miniature B—batteries connected in series to produce about 130 volts..."

Always say you saw it in—POPULAR ELECTRONICS

**NOW!**  
at a price  
you can afford!


# MAKE MORE MONEY in TELEVISION RADIO-ELECTRONICS

**BETTER...MORE COMPLETE...LOWER COST...  
WITH NATIONAL SCHOOLS SHOP-METHOD  
HOME TRAINING!**

**BETTER...** Training that is proved and tested in Resident School shops and laboratories, by a School that is the **OLDEST** and **LARGEST** of its kind in the world.

**MORE COMPLETE...** You learn **ALL PHASES** of *Television-Radio-Electronics*.

**LOWER COST...** Other schools make several courses out of the material in our **ONE MASTER COURSE**... and you pay more for less training than you get in *our course* at **ONE LOW TUITION!**



These **two FREE** books will show you how!

You get all information by mail... You make your own decision... at home! **NO SALESMAN WILL CALL**

## TOP PAY... UNLIMITED OPPORTUNITIES LIFETIME SECURITY CAN BE YOURS!

You are needed in the Television, Radio, and Electronics industry! Trained technicians are in growing demand at excellent pay—in **ALL PHASES**, including Servicing, Manufacturing, Broadcasting and Communications, Automation, Radar, Government Missile Projects.

**NATIONAL SCHOOLS SHOP-METHOD HOME TRAINING**, with newly added lessons and equipment, trains you in your spare time at home, for these unlimited opportunities, including many technical jobs leading to supervisory positions.

**YOU LEARN BY BUILDING EQUIPMENT WITH KITS AND PARTS WE SEND YOU.** Your National Schools course includes thorough *Practical* training—**YOU LEARN BY DOING!** We send you complete standard equipment of professional quality for building various experimental and test units. You advance step by step, perform more than 100 experiments, and you build a complete TV set from the ground up, that is yours to keep! A big, new TV picture tube is included at no extra charge.

**EARN AS YOU LEARN.** We'll show you how to earn extra money right from the start. Many of our students pay for their course—and more—while studying. So can you!

**LESSONS AND INSTRUCTION MATERIAL ARE UP-TO-DATE, PRACTICAL, INTERESTING.** Every National Schools Shop-Method lesson is made easy to understand by numerous illustrations and diagrams. All instruction material has been developed and tested in our own Resident School Shops, Laboratories and Studios.

**SEND FOR INFORMATION TODAY**... it can mean the difference between **SUCCESS** and failure for you! Send for your **FREE BOOK "Your Future in Television-Radio-Electronics"** and **FREE Sample Lesson.** Do it **TODAY**, while you are thinking about your future. It doesn't cost you anything to investigate!

### GET THE BENEFITS OF OUR OVER 50 YEARS EXPERIENCE

Approved for GI Training



**NATIONAL SCHOOLS**  
Los Angeles 37, Calif.

### YOU GET...

- 19 Big Kits—**YOURS TO KEEP!**
- Friendly Instruction and Guidance
- Job Placement Service
- Unlimited Consultation
- Diploma—Recognized by Industry
- **EVERYTHING YOU NEED FOR SUCCESS!**

### SHOP-METHOD HOME TRAINING COVERS ALL PHASES OF INDUSTRY

1. Television, including Color TV
2. Radio AM & FM
3. Electronics for Guided Missiles
4. Sound Recording and Hi-Fidelity
5. FCC License
6. Automation and Computers
7. Radar & Micro-Waves
8. Broadcasting and Communications

### RESIDENT TRAINING AT LOS ANGELES

If you wish to take your training in our Resident School at Los Angeles, the world's TV capital, start **NOW** in our big, modern Shops, Labs and Radio-TV Studios. Here you work with latest Electronic equipment... professionally installed... finest, most complete facilities offered by any school. Expert, friendly instructors. Personal attention. Graduate Employment Service. Help in finding home near school... and part time job while you learn. Check box in coupon for full information.

## NATIONAL TECHNICAL SCHOOLS

WORLD-WIDE TRAINING SINCE 1925


**MAIL NOW TO**  
**NATIONAL SCHOOLS, Dept R2G-128**  
4000 S. FIGUEROA ST. LOS ANGELES 37, CALIF.  
Rush free TV-Radio "Opportunity" Book and sample lesson. No salesman will call.

NAME \_\_\_\_\_ AGE \_\_\_\_\_  
ADDRESS \_\_\_\_\_  
CITY \_\_\_\_\_ ZONE \_\_\_\_\_ STATE \_\_\_\_\_  
 Check if interested **ONLY** in Resident School training at Los Angeles  
VETERANS: Give date of Discharge \_\_\_\_\_

# Free!



# New



## D-58 CATALOG

at your  
Authorized  
ERIE DISTRIBUTOR

The new ERIE D-58 Catalog, including the complete and enlarged line of ERIE Electronic Components is ready. Your authorized ERIE Distributor has a copy for you. If he can't supply you, write us, giving his name.

Make the ERIE Catalog  
Your Catalog



## Carl & Jerry (Continued from page 10)

the four young folks set out for the party in high spirits.

The party was in full swing when they arrived. As the boys helped the girls off with their coats, Carl caught sight of a sprig of mistletoe fastened to the chandelier and favored Jerry with a broad knowing wink. Blonde Cindy Hawkins, her scarlet mouth standing out starkly in her white face, spied Carl and started making her way in his direction immediately; but before she reached him Pat intercepted her and practically dragged her off up the stairs. This struck Jerry as a little odd at the time, but he had no time to think about it because he and Carl were caught up in a boisterous "ice-breaker" game that was just starting.

A few minutes later, though, he glanced up to see Cindy and Pat descending the stairs with their arms about each other's waists. In passing he idly noticed that they had exchanged bracelets. Pat's heavy silver bracelet was on Cindy's right arm.


The hostess had planned the party well, and for almost the entire evening everyone was kept so busy with interesting, hilarious activity that the mistletoe got no play at all. But finally, after refreshments, Jerry saw Cindy artfully guiding an innocent-looking Carl under the chandelier. They stopped beneath it, and Carl allowed his gaze to follow the girl's to the branch of mistletoe; then, with a wicked smile of anticipation on his face, he slowly lowered his face to hers as his left arm casually searched for her right. Just before their lips met, he heard a little "clink" as his watchband touched her bracelet. "All the better contact!" he thought gleefully, bracing himself for the shock that he knew was coming.

None came! In a panic he felt her warm clinging lips against his. Maybe the lipstick was acting as an insulator! Deliberately he rocked his head from side to side so as to reach an unprotected area. There was still no shock; but he could hear hollowly ringing in his ears the jeers and admiring wolf whistles of the other kids, "Break it up, Lover Boy . . . that will never get past the censor . . . hey, how about coming up for air!"

Carl stepped back and looked around with glazed eyes at the ring of grinning faces. Then he bolted for the kitchen, paus-

# BIG REWARDS

## for the most-wanted men in Radio-TV-Electronics



General Electronics Technician

Radio-TV Engineer

Radio-TV Service Manager

Industrial Electronics Technician

Electrical Engineering Technician

Electrical Draftsman

That's right! There are big rewards for the most-wanted men in Radio-TV-Electronics.

You can be one of these men. With the right training you can qualify for a big-pay job in a vital industry. You can start yourself on an exciting, rewarding career in a field that offers unlimited opportunities.

But you must be thoroughly trained. You must know more than wires and tubes. You must think in electronic terms.

There's no short-cut to success in Radio-TV-Electronics. But there is a simple, sure way... the I.C.S. way.

I.C.S. is the world's oldest and largest technical training school. Sixty-seven years of experience in training 6½ million students have made the I.C.S. system a success-proven method

of home study. Today, there are more trained men from I.C.S. in supervisory and management jobs than from any other school.

Up-to-the-minute I.C.S. Courses make electronic fundamentals clear, easy-to-follow. Personalized guidance helps you through each step.

You study at home - in your spare time - at your own pace. Everything you learn is practical, usable. Courses are prepared by experts who know what you need to know to go places.

Join the ranks of the most-wanted men in Radio-TV-Electronics. Your first step is to send for your free I.C.S. Career Kit. You have nothing to lose. You can gain an exciting career in the fastest-growing industry of all time.

### HOW WILL YOUR I.C.S. SUCCESS STORY SOUND ?

"I took my diploma from your school in Radio Operating in 1947. In 3 years I became chief engineer of WKOK in Sunbury, Pa. Then I came to California as Audio Engineer for ABC in Hollywood. I still hold this position. I will always be grateful for your help in getting me in the type of profession that has so much to look forward to."  
William R. Dreese

"I had been in the radio-repair business for 30 years, when I enrolled in the I.C.S. Television Servicing Course."  
"Now I am able to approach a television job in a systematic manner, while others are still operating on the hit-or-miss level."  
Kelsey G. Cobb

"Up to the time I enrolled, my interest in electronics was purely a hobby, but before completing my course I was able to do a considerable amount of radio work. Now I have a good part-time business."  
George A. Chase

Send the coupon below for your free I.C.S. Career Kit!

- 1 "How to Succeed," 36-page guide to advancement.
- 2 Opportunity handbook for the field of your choice.
- 3 Sample lesson (Math) to demonstrate I.C.S. method.



For Real Job Security—Get an I.C.S. Diploma!

I.C.S., Scranton 15, Penna.

Accredited Member, National Home Study Council

## INTERNATIONAL CORRESPONDENCE SCHOOLS



BOX 02295L, SCRANTON 15, PENNA.

(Partial list of 259 courses)

Without cost or obligation, send me "How to Succeed" and the opportunity booklet about the field BEFORE which I have marked X (plus sample lesson):

### RADIO TELEVISION ELECTRONICS

- General Electronics Tech.
- Industrial Electronics
- Practical Radio-TV Eng'r'g
- Practical Telephony
- Radio-TV Servicing

### BUSINESS

- Cost Accounting
- Managing a Small Business
- Purchasing Agent

### DRAFTING

- Electrical Drafting

### HIGH SCHOOL

- High School Diploma
- Good English
- High School Mathematics

### ELECTRICAL

- Electrical Engineering
- Elec. Engr. Technician
- Elec. Light and Power
- Practical Electrician
- Professional Engineer (Elec.)

### LEADERSHIP

- Industrial Foremanship
- Industrial Supervision
- Personnel-Labor Relations
- Supervision

Name \_\_\_\_\_ Age \_\_\_\_\_ Home Address \_\_\_\_\_

City \_\_\_\_\_ Zone \_\_\_\_\_ State \_\_\_\_\_ Working Hours \_\_\_\_\_ A.M. to \_\_\_\_\_ P.M. \_\_\_\_\_

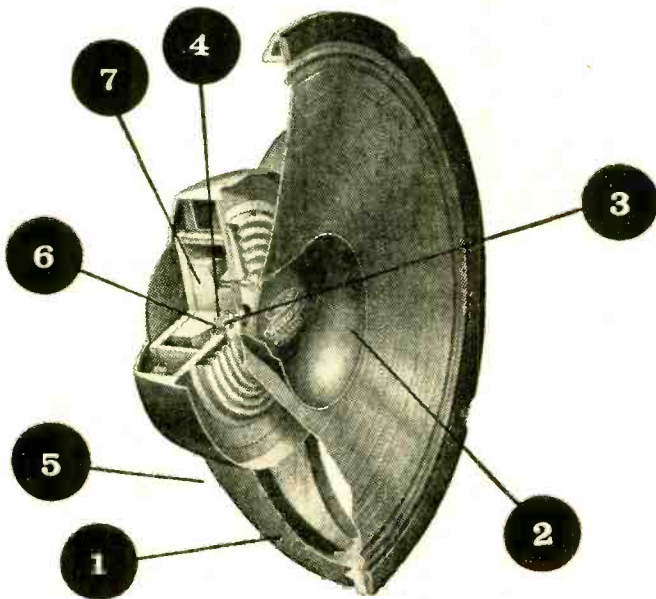
Occupation \_\_\_\_\_

Canadian residents send coupon to International Correspondence Schools, Canadian, Ltd., Montreal, Canada. . . . Special tuition rates to members of the U. S. Armed Forces.

# NEW WOLVERINE

series by *Electro-Voice*®

COMPARE ALL FIVE




SELECT SPEAKER

LS-12 12" Full-Range  
Loudspeaker \$19.50



LS-8 8" Full-Range  
Loudspeaker \$18.00



	WOLVERINE LS-12 and LS-8	SPEAKER A	SPEAKER B	SPEAKER C	SPEAKER D
<b>1</b> Die Cast Frame	Yes	No	No	No	Yes
<b>2</b> Rodax Cone	Yes	No	No	Yes	No
<b>3</b> Edgewise Wound Voice Coil	Yes	No	No	No	Yes
<b>4</b> Glass Coil Form	Yes	No	No	No	No
<b>5</b> Low Silhouette Frame	Yes	No	No	No	Yes
<b>6</b> Long Throw Voice Coil	Yes	Yes	Yes	Yes	No
<b>7</b> Slug Type Magnet	Yes	Yes	Yes	No	Yes
NET PRICE	LS-12 \$19.50 LS-8 \$18.00	\$23.75	\$19.50	\$33.00	\$59.40




Visit your Electro-Voice dealer. Compare the Wolverine system. Whether you're starting from scratch or converting to stereo, Wolverine components will suit your taste . . . meet your budget.  
Write for complete Wolverine brochure.

popular-priced components for true high fidelity and superb stereo!  
 Look at the Wolverine feature chart.

Compare the Wolverine Series' quality features with any high fidelity speaker or enclosure. And, compare the PRICE! You can actually get a complete stereo system at the price of a single monaural system.

Only Electro-Voice with its corps of 60 engineering personnel and vast precision manufacturing facilities can give you so much more value.

**CHOOSE FROM THREE MAGNIFICENT AUDIO-ENGINEERED ENCLOSURES**



**LANCASTER**

Direct radiator, along-the-wall, controlled baffle, for 12-inch speakers plus Step-Up Kits... note flexibility for horizontal or vertical use. Overall size: 25" high x 20" wide x 14" deep.

**\$48.00**

Model LK1 Accessory Legs ..... **\$8.00**

The Lancaster, Loraine, and Lindon are finished in Blonde, Mahogany, or Walnut.



**LORAINE**

Direct radiator, folded-horn corner enclosure for 12-inch speakers plus Step-Up Kits. Overall size: 27" high x 20" wide x 14" deep. .... **\$48.00**



**LINDON**

Direct radiator, shelf-type enclosure for 8-inch speakers and 2-way separate speaker systems. Overall size: 11" high x 23 1/2" wide x 10" deep.

**\$34.50**

Lindon also available ready-to-finish. **\$29.00**

Step up your system with Wolverine treble or high frequency kits.


**THEN ADD**

**HF-1 STEP-UP KIT**




Extends high frequency performance beyond limits of audibility, for silky precise definition of all string and woodwind instruments. Use with Lancaster, Loraine and Lindon. Includes TW-35 VHF driver and CR-35 crossover network.

**\$20.00**



**LATER ADD**

**MF-1 STEP-UP KIT**



Gives you complete 3-way speaker system with increased output in vital "presence" range and smooth, peak-free response. Use with Lancaster and Loraine.

Includes MR-10 treble driver and CR-10 crossover network. **\$25.00**



**Electro-Voice®**

**FOREMOST IN ELECTRO-ACOUSTICS**—Microphones, Phono-Cartridges, High-Fidelity Loudspeakers and Enclosures, Public Address Speakers, Marine Instruments, EVI Professional Electronic Instruments and Military Material.  
**ELECTRO-VOICE, INC., BUCHANAN, MICHIGAN**

## Carl & Jerry (Continued from page 12)

ing only long enough to grab Jerry by the coat collar and drag him along. Inside the kitchen, Carl slammed the door shut and leaned against it as he used his handkerchief to scrub the crimson lipstick from his mouth.

"You and your stupid ideas!" he grated as he scowled down at Jerry. Suddenly he grabbed his rotund friend and roughly pushed his wrist watch against Jerry's right cheek while he pressed his lips firmly against the left cheek. "Testing, testing, testing!" he muttered.

"Hey! Cut that out! Quit slobbering on me!" Jerry said indignantly as he jerked himself free. "What's the matter with you? Did you catch Cindy's kissing bug?"

"Did you feel anything? Did you feel a shock?" Carl asked intently.

"Sure I did. Why shouldn't I?"

"I felt it then, too, but there was nothing when I kissed Cindy. What could have gone wrong?"

Carefully the boys checked every connection of their electronic mistletoe antidote. Everything was in perfect order. Mystified,

they finally went back to the party, only to discover that it was breaking up. In spite of himself, Carl let his eyes meet Cindy's and flinched at the amused mocking expression in them. He glanced away quickly and saw almost the same look in Pat's blue eyes, but there it seemed to be tempered with sympathy.

As the boys and girls put on their wraps, they were still razzing "Hot Lips Carl" about his sizzling technique under the mistletoe. He did his best to take it good-naturedly, but Jerry knew he was writhing inside.

As the four of them walked home through a gently falling snow, the girls tried to keep up a lively chatter about how beautiful the lighted Christmas trees looked in the windows and how sweet the muffled Christmas music that seeped out of nearly every home sounded in the night; but the boys had little to say. Carl was morose; Jerry seemed to be miles away and buried in thought.

After seeing Jerry's companion to her door, the other three crossed the street and went into Jerry's kitchen, where his mother

## NOW YOU CAN SECURE A HIGH SALARIED • TOP PRESTIGE CAREER IN ELECTRONICS IN ONLY ONE YEAR!

ELECTRONICS is the fastest growing industry in America today, creating unlimited opportunities for high salaries, with rapid advancement in INDUSTRY AND THE ARMED FORCES for Bailey Trained electronic engineering technicians.

LARGE CORPORATIONS from coast to coast, and BRANCHES OF THE ARMED FORCES send recruiters to visit each graduating class at Bailey Tech, offering unusually high starting salaries.

BAILEY GRADUATES ARE BEING HIRED for such fascinating and interesting work as technical salesmen, research and development of guided missiles, electronic business machines and automatically controlled manufacturing plants, etc., also good RATINGS IN THE ARMED FORCES.

UP TO SEVEN TECHNICIANS are needed for every engineer... this, plus superior training is why Bailey Graduates are being paid more to start, and are advancing more rapidly than many men who have spent four years in training.

Resident training is easier and costs less than you may think! We provide housing and part-time jobs while in school, plus free nationwide employment service for graduates. If you want to quickly enter America's fastest growing and most exciting industry, write for free booklet... no obligation.

VETERAN APPROVED  
**BAILEY TECHNICAL SCHOOLS**  
1625 S. Grand • St. Louis 4, Mo.



This Minneapolis-Honeywell system controls hundreds of automatic manufacturing operations. Experience on live equipment is emphasized at Bailey and is another reason for the tremendous backlog of high pay positions waiting BAILEY GRADUATES.

### MAIL TODAY

Please mail immediately this free booklet without obligation

Name \_\_\_\_\_

Address \_\_\_\_\_

City \_\_\_\_\_ State \_\_\_\_\_






# The Greatest In... TEST INSTRUMENTS

... that's the opinion of leading electronic engineers, radio service people and amateur radio enthusiasts. And Precise has achieved this reputation, too, because of its efforts to bring you the best possible equipment at the lowest possible prices. You can depend on Precise for quality—based upon ingenuity, originality, and production "know-how."

## Mutual Conductance and Emission TUBE TESTER

Here is a tester that actually checks a tube for its application, not whether it is just good or bad. GM and emission are checked separately. It is the first and only device that measures 600-mil tubes on a meter. Sweeps from 0 through the normal testing range when making measurements to give an average evaluation of the tube over an extended range of operation. Selected for use by the United States Department of Standards.  
MODEL 111K, Kit, \$79.95; MODEL 111W, Factory-wired.....\$139.95



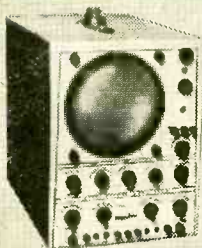
## Precise Development's POWER-LAB

A single instrument that takes the place of eleven pieces of equipment. Operates as a BATTERY ELIMINATOR, BATTERY CHARGER, HIGH CURRENT (20-AMP.) LINE VOLTAGE VARIAC, AC LINE VOLTAGE METER, AC LINE AMMETER, AC LINE WATTMETER, AC LINE ISOLATION TRANSFORMER, LOW-VOLTAGE HIGH-CURRENT AC SUPPLY, DC LINE VOLTAGE VARIABLE SUPPLY, DC HIGH CURRENT AMMETER, AGC BIAS BOX. Large, professional meter—it's fantastic—and what a value! With 100 watts of isolation: MODEL 711, kit, \$49.95; MODEL 711W, Factory-wired, \$64.95. With 300 watts of isolation: MODEL 713K, Kit, \$62.95; MODEL 713W, Factory-wired.....\$79.95

## Printed-Circuit, Voltage-Regulated, Peak-to-Peak VTVM

With Tilting Meter Movement and Magic Lead Switch.

Here's another all-new Precise-engineered instrument, designed with you in mind... to make it easier and more convenient as you test. All-new features include voltage regulation, printed circuitry, etched front panel PLUS the exclusive Meter Movement Tilt that permits you to turn the meter to face eye-level no matter where you place the instrument on the bench... AND the Magic Lead Switch that permits you to short and open leads automatically for zero or infinite adjust without removing the leads from the circuit under test! MODEL 904K, Kit, \$34.95; MODEL 904W, Factory-wired.....\$49.95



## Precise Development's COLOR TV OSCILLOSCOPE


No other oscilloscope at any price, high or low, offers so many desired features! Providing a big 7-inch tube, this fabulous instrument is designed to help you solve any color TV problem. It contains loss components and has an over-designed fused power supply for additional circuitry.

You'll find such special features as a Sweep Magnifier, Triggered Sweep Sync Amplifier, Differential Inputs, Gated and Saw-tooth Outputs, etc. This amazing new scope is the result of over 12,000 hours of engineering. It shows more, tells more and gives more than all other commercial scopes. MODEL 300K, Kit, \$99.95; MODEL 300W, Factory-wired.....\$199.50

# precise

DEVELOPMENT CORPORATION  
OCEANSIDE, N. Y. Cable Address: CHURCHIN

# Interesting, Pictorial FREE BOOKLET



## to help you decide on your career in ELECTRONICS RADIO-TV COMPUTERS

Here is a graphic story about preparing for your career as an engineer or engineering technician in electronics, radio, television, computers, etc. Booklet tells about:

- Wide variety of job opportunities
- Courses offered, degrees you can earn
- Pictures of the Milwaukee School of Engineering and its facilities
- Recreation and fraternities
- Scholarships; part-time work

—plus other interesting and informative facts to help you make a sound decision on your career. MS-90

### Milwaukee School of Engineering

—dedicated to serving young men and industry

**SEND COUPON TODAY!**

### Milwaukee School of Engineering

Dept. PE-1258, 1025 N. Milwaukee St., Milwaukee, Wis.

Please send me free new booklet  
"Prepare for Your Career in Engineering"

I'm interested in \_\_\_\_\_  
(name of course)

Name \_\_\_\_\_ Age \_\_\_\_\_

Address \_\_\_\_\_

City \_\_\_\_\_ Zone \_\_\_\_\_ State \_\_\_\_\_

I am  I am not eligible for veterans educational benefits. (discharge date) \_\_\_\_\_

## Carl & Jerry (Continued from page 16)

had left a plate of cookies and some hot chocolate for them. They still had little to say until suddenly Jerry reached over and spun the silver bracelet Pat was again wearing on her arm.

"Cousin Pat," he exclaimed, as he stared down at the bracelet curiously, "You are a traitor!"

The girl opened her blue eyes wide as she set down her cup of chocolate. "Whatever can you mean, Jerry?"

"This is what I mean," Jerry said, and he touched a little broken end of fine wire that had been fastened to the bracelet with a speck of solder.

For a long second the two cousins looked straight into each other's eyes, and then they simultaneously collapsed into peals of laughter.

"If someone would tell me what was so funny, maybe I'd laugh, too—and I could use a laugh," Carl said plaintively, still somewhat depressed.

"I may as well confess," Pat said, wiping her eyes with a wisp of a handkerchief. "I happened to overhear you boys cooking up that deal on Cindy. I didn't object to that in the least, for her type has it coming; but I did mind very much, Carl, your acting so stuffy about taking me to the party. I don't like to think that any of my escorts have to be bribed."

A wave of red came up out of Carl's collar and spread over his face.

"I decided to get even, and it was very nice of you boys to furnish all the details I needed about polarity, voltage, etc. Since I knew that if two equal sources of potential are connected together, positive-to-positive and negative-to-negative, no current



... Suddenly he grabbed his friend and roughly pushed his wrist against Jerry's right cheek while he pressed his lips against the left cheek ...

Always say you saw it in—POPULAR ELECTRONICS

# see what's new in electronic kits... see the outstanding 1959 **knight-kits**

AN ALLIED RADIO PRODUCT



featured in **ALLIED'S**  
1959 CATALOG

**free!** send for it




There's a **knight-kit** for every need

- LOWEST COST • EASIEST TO BUILD
- LATEST DESIGN • FINEST QUALITY

**Do-It-Yourself: SAVE UP TO 50%**

SEE TYPICAL **knight-kit** VALUES LIKE THESE



knight-kit Stereo  
Adapter Control Kit  
Y-778 \$9<sup>95</sup>




knight-kit Stereo  
Deluxe Preamp Kit  
Y-776 \$62<sup>50</sup>



knight-kit "Space Spanner"  
2-Band Receiver Kit  
Y-259 \$18<sup>95</sup>




knight-kit Amateur Com-  
munications Receiver Kit  
Y-726 \$104<sup>50</sup>



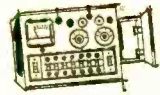
knight-kit Dual 30-Watt  
Stereo Hi-Fi Amplifier Kit  
Y-777 \$84<sup>50</sup>



knight-kit 12-Watt  
Hi-Fi Amplifier Kit  
Y-784 \$19<sup>95</sup> (less case)



knight-kit "Ranger III"  
AC-DC Radio Kit  
Y-736 \$16<sup>95</sup>



knight-kit "400"  
Tube Checker Kit  
Y-707 \$19<sup>95</sup>



knight-kit "Span-Mas-  
ter" 4-Band Receiver  
Y-258 \$24<sup>95</sup>



knight-kit "Ranger"  
Clock-Radio Kit  
Y-737 \$24<sup>95</sup>



knight-kit "Ranger"  
Radio-Intercom Kit  
Y-739 \$27<sup>50</sup>



knight-kit 12-in-1  
Electronic Lab Kit  
Y-272 \$14<sup>95</sup>

**Plus** DOZENS OF OTHER BEST BUY knight-kits

**EASY TERMS AVAILABLE**  
on orders of \$20 or more, only 10% down

### HI-FI KITS

- 18-Watt Amplifier
- 25-Watt Basic Amplifier
- 30-Watt Amplifier
- FM-AM Tuner
- FM Tuner
- Hi-Fi Preampifier
- 2-Way Speaker Systems
- 3-Way Speaker Systems

### HOBBY KITS

- Printed Circuit Radio

- "Ocean-Hopper" Radio
- 5-Transistor Portable
- 2-Transistor Pocket Radio
- Transistor Lab Kit
- 1-Transistor Radio
- 2-Way Intercom
- Wireless Broadcaster
- Photoelectronic System
- Electronic Photoflash
- Crystal Set

### INSTRUMENT KITS

- 5" Oscilloscopes
- VTVM
- Tube Testers
- VOM's
- RF Signal Generator
- Signal Tracer
- Audio Generator
- Sweep Generator
- R/C Sub Boxes
- Capacitor Checker

- R/C Tester
- Transistor Checker
- Flyback Checker
- Battery Eliminator
- Voltage Calibrator
- AMATEUR KITS**
- 50-Watt Transmitter
- Self-Powered VFO
- 100 kc Crystal Calibrator
- RF "Z" Bridge
- Code Practice Oscillator

**FREE**

452-PAGE 1959  
ALLIED CATALOG

Send for this value-packed catalog featuring the complete KNIGHT-KIT line, as well as the world's largest stocks of everything in Electronics. You'll want this money-saving Buying Guide.  
**WRITE FOR YOUR FREE COPY TODAY!**



## ALLIED RADIO

ALLIED RADIO CORP., Dept. 134-M8  
100 N. Western Ave., Chicago 80, Ill.

Send FREE 1959 ALLIED 452-Page Catalog

Name \_\_\_\_\_

Address \_\_\_\_\_

City \_\_\_\_\_ Zone \_\_\_\_\_ State \_\_\_\_\_

# BARGAIN BUYS

from WHOLESALE RADIO

Stock up at these low prices!

## RECORDING TAPE

"Fideli-tape"

1800' REEL

Range: 30 to 15,000 cps. **245**

Price each in  
lots of 3.....2.35  
lots of 6.....2.25  
lots of 12.....2.15

"Audio Devices"

1200' REEL

Full range **179**  
FR7

Price each in  
lots of 3.....1.69  
lots of 6.....1.65  
lots of 12.....1.59

Acclaimed best from Europe! Sensationally priced!

## HI-FI SPEAKERS

FOR STEREO OR MONAURAL

Double cone, full response

12"—20 Watts

40 to 15,000 cps. Reg. 29.95  
12 oz. PM magnet. **995**  
4 to 8 ohms.

8"—8 Watts

50 to 13,000 cps. Reg. 9.95  
6 oz. PM magnet. **595**  
4 to 8 ohms.

HI-FI VALUE!  
ENCLOSURE

For 12" or 15" Speaker **19<sup>95</sup>**

Size 22<sup>3</sup>/<sub>4</sub>" H x 20" W x 15" D.  
Not a kit.  
Completely assembled ready to paint or varnish.

Weller  
SOLDERING  
GUN KIT

100 W. of concentrated heat. Twin light beam. You get gun, solder, brush, aid. **583**

G.E. Golden Classic  
Stereo Cartridge

with .0007 diamond needle for L.P. **23<sup>97</sup>**

Compatible with monaural. Install now... be ready for stereo. Model GC7

COMPLETE! 2 Station INTERCOM **1380**  
Masco E-Z TALK. AC-DC. 50' cable inc.

Save \$6.05! Reg. \$33  
**WEBCOR**

4 SPEED CHANGER

Magic Mind **26<sup>95</sup>**

Wood base, Mah or blond 3.95

Philmore Portable  
TRANSISTOR  
RADIO KIT

With 4" PM Loud Speaker

2 transistors & diode. Plastic cab. All parts, instructions incl. Less batt. TR22 kit **12.94**  
Burgess P6 9V. Battery 77c  
TR9 kit with ear phone 6.95

**WHOLESALE RADIO PARTS, INC.**

Baltimore, Md.  
311 W. Baltimore St.  
Mtl: 5-2134

York, Pa.  
1650 Whitford Rd., Box 783  
York 7881

Write for our bargain filled "Best Buys Catalog"

Carl & Jerry (Continued from page 18)

flows, all I had to do was rig up a battery identical with the one Carl was wearing and persuade Cindy to wear it. The negative lead was connected with a very fine piece of wire to this bracelet of mine which is insulated in the same way your watch-band is."

"I get it!" Carl exclaimed. "Cindy maneuvered so that my watch touched that bracelet instead of her skin. That connected our separate batteries positive-to-positive and negative-to-negative."

"That's it," Pat said, her face sobering; "and let me say, Carl, that I am sorry. I do feel like a traitor. I want you to know, though, that your precious woman-hating reputation is intact. By this time everyone at the party knows that you were double-crossed and that you didn't suddenly change character under the mistletoe. Only your pride is hurt."

CARL stared down at his wrist watch for several seconds, but when he raised his head his blue eyes were twinkling behind the horn-rimmed glasses. Swiftly the twinkle spread into a grin, and in a moment all three were laughing together at the memory of the evening.

"All is forgiven, Pat," Carl said at last. "Any time a girl can make fools out of a couple of guys who like to think they are electronic hot-shots—and at their own game, mind you—*she's* all right. From now on Jerry and I want you down in the laboratory instead of up here. You belong with us."

They went back to chatting and laughing and drinking chocolate. Even though December 25th was still a few days away, the beautiful, warm, companionable feeling of Christmas swirled about the three young people in the kitchen.

-30-



... "This is what I mean," Jerry said, and he touched a little broken end of fine wire that had been fastened to the bracelet with a speck of solder . . .


Always say you saw it in—POPULAR ELECTRONICS

**WE'RE MAKING IT EASIER THAN EVER TO BECOME A WELL PAID  
RADIO-TELEVISION SERVICE TECHNICIAN**

**NOW - Just \$6 Starts You Training in  
RADIO-TELEVISION  
the SPRAYBERRY "Learn-by-Doing" Way . . .**

**25 BIG, COMPLETE KITS  
of PARTS & EQUIPMENT**

To help you learn fast the practical side of Radio-Television, we send you expertly engineered training kits to test and assemble for interesting, valuable shop-bench practice!



• The new Sprayberry Training Television Receiver, built and tested in 5 sections.

• Now offered . . . this fine modern oscilloscope.

• You build this powerful two-band superheterodyne radio receiver.



**Big New  
CATALOG  
AND  
Sample Lesson  
FREE!**



You build the new Sprayberry tester—a complete 18-range Volt-Ohm-Milli-ammeter test meter.

\*\*\* This great industry is begging for trained men . . . to step into good paying jobs or a profitable business of their own! Our new plan opens the doors of Radio-Television wide to every ambitious man who is ready to act at once!

Men by the thousands . . . trained Radio-Television Service Technicians . . . are needed at once! Perhaps you've thought about entering this interesting, top paying field, but lack of ready money held you back. Now — just \$6 enrolls you for America's finest, most up to date home study training in Radio-Television! Unbelievable? No, the explanation is simple! We believe Radio-Television *must* have the additional men it needs as quickly as possible. We are willing to do our part by making Sprayberry Training available for less money down and on easier terms than ever before. This is your big opportunity to get the training you need . . . to step into a fine job or your own Radio-Television Service Business.

**Complete Facts Free — Act Now; Offer Limited**

Only a limited number of students may be accepted on this liberal and unusual basis. We urge you to act at once . . . mail the coupon below and get complete details plus our big new catalog and an actual sample lesson—all free. No obligation . . . no salesman will bother you.

**HOME STUDY TRAINING IN SPARE TIME**

Under world-famous 27-year old Sprayberry Plan, you learn entirely at home in spare time. You keep on with your present job and income. You train as fast or as slowly as you wish. You get valuable kits of parts and equipment for priceless shop-bench practice. And everything you receive, lessons and equipment alike, is all yours to keep.

**LET US PROVE HOW EASILY YOU CAN LEARN!**

Radio-Television needs YOU! And Sprayberry is ready to train you on better, easier terms, that any ambitious man can afford. *Just \$6 starts you!* Mail coupon today . . . let the facts speak for themselves. You have everything to gain. Let us prove the kind of opportunity in store for you!

**SPRAYBERRY Academy of Radio-Television**

1512 Jarvis Avenue, Dept. 105-P, Chicago 26, Illinois

**Mail This Coupon Now—No Salesman Will Call**

**Sprayberry Academy of Radio-Television  
Dept. 105-P, 1512 W. Jarvis Ave., Chicago 26, Ill.**

Please rush all information on your ALL-NEW Radio-Television Training Plan. I understand this does not obligate me and that no salesman will call upon me. Include New Catalog and Sample Lesson FREE.

NAME \_\_\_\_\_ Age \_\_\_\_\_  
ADDRESS \_\_\_\_\_  
CITY \_\_\_\_\_ ZONE \_\_\_\_\_ STATE \_\_\_\_\_



# LETTERS FROM OUR READERS

## Tape Recorder Pen Pals

■ In connection with September's *Letters from Our Readers*, here is a list of a few of the national tape-recording organizations in the United States:

American Tape Exchange  
181 E. Main St.  
Gouverneur, N. Y.

Aurora Science Tape Society  
Box 91  
Sierra Madre, Calif.

Global Recording Friends  
125 Hamilton St.  
Round Brook, N. J.

International Tape-worms  
Box 215  
Cedarhurst, L. I., N. Y.

National Tape-Spounding Club  
Box 866  
Birmingham, Ala.

Tape-Respondents International  
Box 125  
Little Rock, Ark.

United Recording Club  
2516 S. Austin Blvd.  
Chicago 50, Ill.

Voicespence Club  
Noel, Va.

World Tape Pals  
Box 9211  
Dallas 15, Texas

The best way for the newcomer to join a tape club is to write to all of them and find out what facilities are offered. All tape clubs have a "tape-pal" service. If you are interested mainly in finding

tape-pals, join one of the larger organizations. If you are interested in the services offered by one or more of the smaller clubs, or if you want to join a club to which you can contribute your services, join one of the smaller groups.

WALT RICHARD SHEASBY, JR.  
Sierra Madre, Calif.

## Aluminum Solder

■ In your excellent September issue, on page 66, is an article about "Chemalloy" aluminum solder. I have been unable to obtain any information about it locally—in fact, several of the local suppliers have asked that I inform them if I can locate the manufacturer.

H. D. SPATZ  
University Heights, Ohio

*Here's where to get aluminum solder:*

Montgomery Ward  
Western Auto Supply Stores  
W. T. Grant Stores  
J. J. Newberry Stores  
Woolworth (79 largest stores)  
Allied Radio Corp.  
W. W. Grainger, Inc. (62 major cities)  
Pep Boys Auto Supply Stores (both coasts)

## Invitation to Radio Amateurs

■ "Join a Radio Club Month" is being sponsored by the Chicago area Amateur Club Council during November, 1958, to help everyone interested in amateur radio locate a club that features his special interests. A free directory of all member radio

## ASSEMBLE YOUR OWN

# WALKIE-TALKIE RADIOPHONES

### General specifications applying to all models:

Highest quality workmanship and materials, silver plated coils above 50 MC., ceramic capacitors and advanced design assures maximum performance with the longest battery life. Sensitive receivers can detect signals as small as one microvolt and feature automatic volume control and noise clipping. Transmitters use high level amplitude modulation, have a power input of one watt to the R.F. stage and will radiate a signal for 1 to 5 miles (depending on elevation and obstructions) using antennas supplied. Up to 40 miles have been reported by some of our customers when communicating with stations having directional beam antennas. Radiophones can be used singularly to communicate with fixed stations or two or more to communicate with each other providing they are for the same frequency band. Fully portable, no external connections needed. Uses standard radio and flashlight batteries available at your local store. Total weight of completed unit including all accessories is less than 5½ lbs.


**Model TC-144.** Meets F C C requirements for general class amateur license. No minimum age requirement. Variable frequency transmitter circuit. Tunes from 144 to 148 mc. Wired, tested and guaranteed electronic chassis complete with two high frequency triodes (3A5).....\$7.98

**Model TR-144.** Similar to above but with independently tuned receiver and transmitter circuits, using 4 high frequency triodes (2-3A5's). Permits receiving frequency to be changed without affecting transmitting frequency.....\$11.98

**TRX-144-A** Crystal controlled transmitter for maximum stability. Variable frequency receiver with R. F. stage, tunable from 144 to 148 MC and transistorized audio booster stage for extra loud reception. Wired, tested and guaranteed chassis complete with six high frequency triodes, one pentode and transistor. Meets FCC requirements for general, and novice class amateur licenses as well as civil defense and other special services.....\$24.98

**TRX-50-A** Similar to above except tunes 50 to 54 MC and uses six high frequency triodes and one transistor.....\$18.98

**TRX-28-A** Similar to above except tunes 28 to 30 MC....\$18.98



for as little as

**\$7.98**

plus accessories

**NOW 5 MODELS TO CHOOSE FROM IMPROVED CIRCUITS GREATER POWER TRANSISTORIZED**

The following accessories are required to complete the walkie-talkie as illustrated, in addition to one of the chassis listed at left.

Strong 16 gauge 8" x 5" x 3" aluminum case satin etched and anodized with all holes punched for quick assembly. Heavy duty battery holders with phosphor-bronze contacts, battery switch, telephone handset cradle, retractable coiled cord, adjustable shoulder strap, 18" or 24" antenna with loading coil (depending on frequency) and necessary hardware. All above accessories for only.....\$9.98  
Western Electric telephone handset with push-to-talk switch...\$6.98  
Input and output impedance matching transformers for the...above handset. Both for.....\$1.98  
Very active quartz transmitting crystal for models TRX-144-A, TRX-50-A and TRX-28-A ground to .01% of your desired frequency and hermetically sealed.....\$3.98  
New transistorized power converter, completely eliminates "B" batteries. Fits in same space. Pays for itself in the long run. Operates from low cost flashlight cells available everywhere. Complete, ready to operate, only.....\$24.98

**How to Order:** If your dealer cannot supply you with our products you may order direct from our factory by checking each item desired and ADD 5% of total for postage and insurance. Orders not paid in full will be sent CDD for the balance due. CDD orders must include \$3.00 deposit. All orders immediately acknowledged.


**Dealer inquiries invited. FREE power output indicator kit with each order over \$20.00**

# SPRINGFIELD ENTERPRISES

Manufacturing division  
Box 54-E12, Springfield Gardens 13, N. Y.



RCA INSTITUTES offers you the finest of home study training. The equipment illustrated and text material you get with each course is yours to keep. Practical work with very first lesson. Courses for the beginner and the advanced student. Pay-as-you-learn. You need pay for only one study group at a time.

**Send for this  
FREE Book Now** 

RESIDENT SCHOOL courses in New York City offer comprehensive training in Television and Electronics. Day and evening classes start four times each year.

Detailed information on request.

**RCA INSTITUTES, Inc.** Home Study Dept. PE-128

A Service of Radio Corporation of America

350 West Fourth Street, New York 14, N. Y.

Without obligation, send me FREE 52 page CATALOG on Home Study Courses in Radio, Television and Color TV. No salesman will call.

Name..... please print

Address.....

City..... Zone..... State.....

Korean Vets! Enter discharge date.....

CANADIANS — Take advantage of these same RCA courses at no additional cost. No postage, no customs, no delay. Send coupon to: RCA Victor Company, Ltd., 5001 Cote de Liesse Rd., Montreal 9, Quebec To save time, paste coupon on postcard.

# QUALITY CUT QUARTZ FOR EVERY SERVICE



All crystals made from Grade "A" imported quartz—ground and etched to exact frequencies. Unconditionally guaranteed! Supplied in:

- FT-243 holders**  
pin spacing  $\frac{1}{2}$ "  
pin diameter .093
- DC-34 holders**  
pin spacing  $\frac{3}{4}$ "  
pin diameter .156
- MC-7 holders**  
pin spacing  $\frac{3}{4}$ "  
pin diameter .125
- HC/6U metal sealed holders**  
pin spacing .486"  
pin diameter .050 or .093
- FT-171 holders**  
pin spacing  $\frac{3}{4}$ "  
banana pins

## MADE TO ORDER CRYSTALS

0.01% Tolerance	1001 KC to 2500 KC:	0.05% Tolerance	\$2.75
	\$2.00		
0.1% Tolerance	2501 KC to 9000 KC:		
	\$1.50	0.05% Tolerance	\$2.50
0.05% Tolerance	9001 KC to 12000 KC:		
			\$3.00

Specify holder wanted.  
3500 KC hermetically sealed frequency marker crystal 0.05% tolerance fits octal tube socket. \$1.75

**ANY AMATEUR BAND CRYSTALS** 0.01% Tolerance  
**NOVICE BAND CRYSTALS**

80 meters 3701—3749 KC	<b>\$150 ea.</b>
40 meters 7152—7198 KC	
15 meters 7034—7082 KC	

## 6 METER TECHNICIAN BAND CRYSTALS \$150

8335 KC-8550 KC within 1 KC . . . . each

**ASK YOUR LOCAL PARTS DISTRIBUTOR FOR TEXAS CRYSTALS . . . LOOK FOR THE YELLOW AND RED DISPLAY BOARD**

**SEALED OVERTONE CRYSTALS** supplied in metal HC/6U holders—pin spacing .486, diameter .050.

10 to 30 MC .005 tolerance	\$3.85 ea.
30 to 54 MC .005 tolerance	\$4.10 ea.
55 to 75 MC .005 tolerance	\$4.25 ea.

**FUNDAMENTAL FREQ. SEALED CRYSTALS** in HC/6U holders from 1400 KC-10,000 KC any frequency .005 tolerance. \$3.50 ea.

## TEXAS CRYSTALS, TRANSISTORIZED 100 KC MARKER OSCILLATOR

Compact, portable, in attractive metal carrying case with handle. Size: 4" H x 3" W x 6" D. Connects to any receiver to get 100 KC markers from 100 KC to 50 MC. Factory wired with two transistors, one 100 KC crystal, self-contained battery. Shipping weight, 10 oz. Add 50¢ for prepaid parcel post. **Net \$1795**

**MARINE FREQUENCY CRYSTALS**—All marine frequencies from 2000-3200 KC .005 tolerance. \$2.50 (Supplied in either FT-243, MC-7, or FT-171 holders.)

**CRYSTAL CONTROL CRYSTAL** • 27.255 MC sealed crystal ( $\frac{1}{2}$ " pin spacing . . . specify pin diameter . . . .093 or .050) \$2.50 ea.

Stock crystals in FT-243 holders from 5675 KC to 8650 KC in 25 KC steps **75¢ or \$2.00**

FT-241 lattice crystals in all frequencies from 370 KC to 540 KC (all except 455 KC and 500 KC) . . . . . **50¢**  
Matched pairs = cycles \$2.50 per pair.

200 KC Crystals, \$2.00; 455 KC Crystals, \$1.50; 500 KC Crystals, \$1.50; 100 KC Frequency Standard Crystals, \$4.50; 1000 KC Frequency Standard Crystals, \$3.50; Dual Socket for FT 243. Crystals, 15¢; Ceramic socket HC/6U Crystals, 15¢.

(Add 5¢ per crystal for postage and handling)

**WRITE FOR CATALOG AND QUANTITY PRICES**

## Texas Crystals

The Biggest Buy in the U.S.

8538 W. GRAND AVENUE • RIVER GROVE, ILL.  
ALL PHONES — GLADSTONE 3-3555

Terms: All items subject to prior sale and change of price without notice. All crystal orders MUST be accompanied by check, cash, or M.O. WITH PAYMENT IN FULL. NO C.O.D.s. Postpaid shipments made in U.S. and possessions only. Add 5¢ per crystal for postage and handling charge.

## Letters

(Continued from page 22)

clubs has been published. It is available at the Amateur Radio Supply Stores in the Chicago area, or by sending a self-addressed envelope to W9MSG Ray Birren, 702 Spring Rd., Elmhurst, Ill., or W9SPT George Boyd, 3540 N. Seeley Ave., Chicago, Ill.

This directory lists the meeting places, dates, officers, and activities of the clubs. Each amateur is invited to get a copy and pick out a club with activities he likes. Clubs range from "Ultra High Frequency" to "Mobile" as well as social. Also there are two clubs for lady hams only.

RAY P. BIRREN  
Elmhurst, Ill.

*Too bad your letter was late for our November issue. But any month is a good month to join a ham radio club.*

## A Happy Hi-Fi'er

■ I just finished building your Float-Phase Amplifier (January 1958) and like it so well that I dug out the November '55 issue and built the \$2.00 bafile. Between them they give our 3-speaker hi-fi a run for its money (beat it in some respects).

There is a possible trouble point in the amplifier. If you have a pot at R7 which has the arm connected to the shaft, it must be insulated from ground. Keep up the good work.

MYRON D. HILTON  
Freeport, Maine

## After Class

■ What happened to *After Class* in the September issue of POPtronics? I sincerely hope you haven't dropped it. It adds a lot of depth to your magazine.

RICHARD LIETZKE  
DeWitt, Mich.

*After Class is here to stay. Many of our readers increase their knowledge through this column. In the future our readers' education will always come first.*

## Semiconductor Spans Space

■ You may be interested to know of the good luck that I have been having with "The Semiconductor Space Spanner." At 0730 on September 20, I had the good fortune to work ZS6KD in Johannesburg, South Africa, over the long path, for a distance of more than 16,000 miles. The power input at the time was 90 milliwatts and my report was 548. ZS6KD reported that it was similar to the sound of Sputnik. As a result of this contact, he is planning to build the SSS and we should be going on two-way skeds soon.

The contact was made on the 20-meter band. Constructors of the transistor transmitter can modify it for 20 as follows: use the 15-meter coils, connect a 30- $\mu$ f disc in parallel with C3, connect a 40- $\mu$ f disc in parallel with C6, and short out capacitor C7.

DONALD L. STONER, W6TNS  
Ontario, Calif.

## Mercury Batteries

■ Mr. McRoberts' article entitled "Check Your A.C. Calibration" (August, 1958) looks well

Always say you saw it in—POPULAR ELECTRONICS



**This book is a Gold Mine  
Send for it immediately!**



**REVEALS HOW YOU CAN GAIN QUICKER SUCCESS  
OR TURN YOUR HOBBY INTO A WELL-PAID CAREER  
IN RADIO . . . TELEVISION . . . ELECTRONICS**

*Whether you're an amateur . . . a hobbyist . . . or already in electronics . . . let us show you how to have a bright career in*  
**Electronics—Television—Broadcasting—Guided Missiles—Aeronautical Electronics  
 Radar—Automation—Instrumentation—Computers  
 Servomechanisms—Astronautics—Communications—Manufacturing—Telemetry**

**TURN YOUR HOBBY INTO A HIGH-PAYING CAREER!**

Today thousands of electronics hobbyists have an opportunity to turn their hobbies into profits. It's the "Age of Electronics!" Trained men are in crucial demand! You may be "outside" the electronics industries now, working on a job you enjoy far less than experimenting, building, transmitting, receiving; working for less money than is being paid to electronics engineering technicians. But your "true love" is electronics. Why not awaken to your opportunities—now?

**ELECTRONICS HAS GOOD PAYING JOBS FOR TRAINED MEN!**

And only trained men can fill them. You can get your share, if you take time now to gain that indispensable technical knowledge.

Many of the men currently on the street are there for a reason. "As many as 8 out of 10 are deadwood," estimates the chief engineer of a medium-sized Philadelphia firm; the problem is to find the live ones.

—from **ELECTRONICS MAGAZINE**

If you're interested in an honest-to-goodness career in the vigorous young electronics industry, here's how you can step ahead of job-competition, move up to a better job, earn more money, **AND BE SURE OF HOLDING YOUR TECHNICAL JOB, EVEN WHEN THE "DEADWOOD" IS BEING CLEANED OUT.**

Sure you have some experience. But the fellows with only partial technical knowledge move slowly, or stand still while you—the man with advanced technical training—plunge ahead in the golden world of electronics opportunities.

**ACQUIRE NECESSARY TRAINING AT HOME**

Use spare-time hobby hours for CREI Home Study as thousands of successful technicians have done since 1927. Get concentrated training in minimum time, then step into a good job and enjoy good pay in the mushrooming electronics industry. CREI courses are being studied *today* on the DEW Line in the Antarctic—in Alamogordo and in Munich—by electronics experts in guided missile development and by telemetering technicians on the missile ranges.

**CREI TRAINS YOU IN MINIMUM TIME AT HOME**

Thousands of men before you have benefited quickly from CREI Home Study training. Thousands of CREI graduates are now employed in industry here and abroad. Here is what they say: "You can quote me as saying that it was the smartest money I ever invested in my life, and it has repaid me several hundred times in earnings, not to mention the confidence and security that accompanied mastery of radio and electronics, thanks to CREI." —Joseph Zele/W8FAZ; Radio Engineer, WERE, Cleveland, Ohio.

**Brand - New Course Added — Automation and Industrial Electronics Engineering Technology.** Complete course, covers all phases of automation. Special emphasis on theory, functioning, and applications of servomechanisms and computers. Also noteworthy: Lessons on machine control, instrumentation, data-processing, and telemetry.

**CREI OFFERS RESIDENCE TRAINING**

at the same high technical level. Day and evening classes start at regular intervals. Qualified residence school graduates earn degree as "Associate in Applied Science." If you have had electronic education, or experience in electronics—and realize the need of a high-level technical knowledge to make good in the better electronic jobs—you can qualify for CREI home study training. (Electronics experience is not required for admission to CREI Residence School.) Check coupon if you prefer residence or home study information . . . or write, Capitol Radio Engineering Institute, Dept. 1212-E, 3224 16th St., N.W., Wash. 10, D. C. If eligible for training under the new G.I. Bill of Rights, check the coupon for full information.

**TAKE A MINUTE TO MAIL THIS COUPON FOR FREE BOOKLET!**

**CAPITOL RADIO ENGINEERING INSTITUTE**

ECPD Accredited Technical Institute Curricula—Founded 1927  
 Dept. 1212-E 3224 Sixteenth St., N.W., Washington 10 D. C.  
 Please send me your course outline and FREE illustrated Booklet, "Your Future in the New World of Electronics" . . . describing opportunities and CREI Home Study courses in Practical Electronic Engineering Technology.

- CHECK**  Radar, Servo and Computer Engineering Technology  
**FIELD OF**  Electronic Engineering Technology  
**GREATEST**  Broadcast (AM, FM, TV) Engineering Technology  
**INTEREST**  Television Engineering Technology  
 Aeronautical Electronic Engineering Technology **Z**  
 Automation and Industrial Electronics Engineering Technology

Name ..... Age.....  
 Street .....  
 City ..... Zone ..... State.....  
**CHECK:**  Home Study  Residence School  Korean Veteran

To help us answer your request intelligently, please give the following information:

**EMPLOYED** .....  
**BY** .....  
**TYPE OF** .....  
**PRESENT WORK** .....  
 .....  
**EDUCATION:** .....  
**YEARS HIGH SCHOOL** .....  
**OTHER** .....  
**ELECTRONICS EXPERIENCE** .....

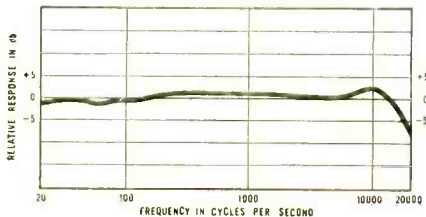
# By Design . . .

## COLUMBIA CD

### Most Linear

# STEREO CARTRIDGE

RESPONSE OF COLUMBIA CD CARTRIDGE




In the Columbia Constant Displacement cartridge, motion of the stylus is transmitted directly to the two wafers that generate the output voltages. This is accomplished by a simple lever, frictionless and featherweight. The precise mechanical design assures that, regardless of frequency, the output voltage is essentially constant for a given displacement of the stylus.

Discover for yourself that the Columbia Constant Displacement cartridge is designed to reproduce *all* the exciting breadth, depth and realism of stereo records. Remember, this cartridge was designed by Columbia Records drawing on its over 60 years of recording experience. Get the best. Insist on the Columbia Constant Displacement cartridge.



Columbia  
Model SC-1 . . .  
Cost \$24.25



### SPECIFICATIONS

Diamond stylus . . . . . 0.0008 inch radius  
Recommended needle force . . . . . 5 to 7 grams  
High compliance . . . superior tracking, reproduction  
Open-circuit voltage . . . . . 0.5 volts  
Extended stereo range,  $\pm 2.5$  db . . 20 to 16,000 cps  
Channel separation . . . . . in excess of 20 db  
Complete compatibility . . . stereo and monaural  
4 speeds . . . . . 33 $\frac{1}{3}$ , 45, 78 and 16 $\frac{2}{3}$

**CBS-HYTRON**, Danvers, Massachusetts  
A Division of Columbia Broadcasting System, Inc.

## Letters

(Continued from page 24)

founded but may I make one suggestion—use mercury batteries as a d.c. calibration source. Where the voltage of a regular dry cell tends to vary with temperature and age (including shelf life), mercury cells retain a voltage of 1.34 volts  $\pm 0.5\%$  over their entire life and over relatively wide temperature ranges.

BRICE L. WARD, JR.  
Norfolk, Va.

### Rally Round the Bedside, Boys

Some of the patients at Longview Hospital, Cincinnati 16, Ohio would appreciate it if your readers would donate their old radio magazines (particularly POP'tronics, if they can bear to part with them) to the Patients' Library. Also wanted are old handbooks, radio textbooks, etc. Some of these boys expect to get their ham tickets some day, so how about helping them with your donations?

CARL THOSAND  
Cincinnati, Ohio

### Stop Thief!

On page 76 (October, 1958) there is a circuit to prevent car thefts by jumping the ignition. I would like to suggest a circuit change. I think a double-pole switch wired to ground the coil in the off position would be helpful. When the thief tries to jump the coil, he will get a short!

EDWIN KIRCHHUBER  
Neshanic Station, N. J.

*Right! The thief will get a "short"—but so will your battery. The result may turn into a race. Will the car's wiring burst into flame before the battery runs down? We're betting on the wiring.*

### Windmill-Generator Anyone?

For the past three months I have tried to purchase a windmill-generator without any success. A former manufacturer was unable to help. Since your magazine is very popular in the electronics field, is it possible that one of your readers would be able to help locate one for me, either new or used?

L. M. COLOM  
6007 Chenango Lane  
Orlando, Fla.

*Maybe one of our readers in a wind-blown region has made his own windmill-generator. We would like to see pictures of them and obtain their specifications.*

### Crossword Puzzle Corrections

I was recently working your crossword puzzle in the August 1958 issue of POP'tronics and noted an error in number thirty (30) across. You state that the velocity of electromagnetic radiation in free space is 186,000 miles per hour. But, according to Maxwell's electromagnetic theory of light, all electromagnetic waves, regardless of wavelength, travel at 186,000 miles per second.

More recent studies have placed the speed of

Always say you saw it in—POPULAR ELECTRONICS

**AT  
LAST!**

# RADIO-TV and ELECTRONICS TRAINING

**.... AT A PRICE  
YOU CAN AFFORD!**



**\*21 INCH**  
Receiver Kit included

Yes, this great course costs far less than any training of its kind given by other major schools! Radio-Television Training School will train you for a good job in Television or Industrial Electronics — **AT HOME IN YOUR SPARE TIME.**

Think of it—a complete training program including over 120 lessons, Fourteen Big Radio-Television Kits, Complete Color-TV Instruction, Unlimited Consultation Service . . . **ALL at a really big saving to you.** How can we do this? Write to us today . . . and find out!

And what's more — you can (if you wish) **OPEN YOUR OWN RTS-APPROVED AND FINANCED RADIO-TV SERVICE SHOP**

**We Want 100 More Shops This Year**  
This 35 year old training organization — called RTS, that's Radio-Television Training School — wants to establish a string of Radio-TV Repair Shops in principal cities throughout the U. S. So far, 36 such shops are NOW IN BUSINESS AND PROSPERING. We are signing contracts with ambitious men to become future owners and operators of these shops in all areas.

**FOR UNSKILLED  
INEXPERIENCED MEN ONLY —  
WE TRAIN YOU OUR WAY!**

We must insist that the men we sign up be trained in Radio-TV Repair, Merchandising and Sales by our training methods—because **WE KNOW** the requirements of the industry. Therefore, we will TRAIN YOU . . . we will show you how to earn EXTRA CASH, during the first month or two of your training period. **YOU KEEP YOUR PRESENT JOB. TRAINING TAKES PLACE IN YOUR OWN HOME, IN YOUR SPARE TIME!**




Get your free book on the **FAMOUS RTS BUSINESS PLAN** find out how you can open **A REPAIR SHOP OF YOUR OWN**

**We supply and finance your equipment**

When you are ready and qualified to operate one of our RTS-Approved TV Repair Shops **WE WILL SUPPLY AND FINANCE EVERY BIT OF EQUIPMENT YOU NEED TO GET STARTED** plus an inventory of parts and supplies. In other words we will stake you . . . **AN OFFER NEVER MADE BEFORE BY ANY TRAINING ORGANIZATION.** Under the RTS Business Plan you receive:

- |   |  |
|---|--|
| 1. An electric sign for the shop front.             | 6. Plans for shop arrangement.                               |
| 2. Radio and TV test Equipment.                     | 7. Instructions on how to go into business.                  |
| 3. Letterheads, calling cards, repair tickets, etc. | 8. Continuous consultation and help.                         |
| 4. Basic inventory of tubes, parts, supplies.       | 9. The right to use RTS Seal of Approval, and the RTS Crest. |
| 5. Advertising and promotional material.            | 10. The right to use the Famous Trade Mark.                  |

**you build  
all these units**



\*tubes excluded

**RADIO-TELEVISION  
TRAINING SCHOOL**  
5100 S. VERMONT AVENUE  
LOS ANGELES 37, CALIFORNIA

Est. 1922



**ACT  
NOW!**

**CUT OUT AND MAIL — TODAY!**

**RADIO-TELEVISION TRAINING SCHOOL**  
5100 S. Vermont Avenue, Dept. PE 128,  
Los Angeles 37, California

SEND ME FREE — all of these big opportunity books —  
"Good Jobs in TV-Electronics," "A Repair Shop of Your Own"  
and "Sample Lesson." I am interested in:

- Radio-Television       Industrial Electronics (Automation)

Name \_\_\_\_\_ Age \_\_\_\_\_

Address \_\_\_\_\_

City & State \_\_\_\_\_  
700



RTS' Membership in The Association of Home Study Schools is your assurance of Reliability, Integrity, and Quality of Training.



## Letters

(Continued from page 26)

light in a vacuum at 186,272 miles per second. (Birge, 1941). This being true, the answer to number two across which deals with the speed of an electromagnetic wave (namely radio) would be 599.5537743203840 meters.

Then, in number nineteen down, you state that the velocity of a radio wave traveling in a vacuum is 300,000 meters per second. Your answer would be less than 100 miles per hour. Try 300,000 kilometers; it's a little more accurate. Actually it would be 299,776.84320 kilometers per second.

You also state that the velocity of sound waves in free space is 1128 feet per second. Free space, or that portion of our atmosphere over 200 miles above the earth, is a vacuum. Sound cannot travel in a vacuum.

I would like to see more of these crossnumber puzzles in future issues of P. E.

ROBERT GENNAN  
Bradford, Pa.

*Wonderful! But please, use 300,000 kilometers per second in your computations, not 299,776.-84320. This way no smoke will rise out of your slide rule.*

### Transformer Isn't Critical

■ I just finished making the "Pocket Transistorized CPO" (page 76, June '58). I built mine in a plastic box, and it works great. You didn't specify

what kind of transformer to use, so I used an old output transformer.

J. B. JOHNSON  
Lockhart, Texas

### Batt-inator Problem and Solution

■ I have recently completed the "Batt-inator" (August, 1958). I built it in a 3"x4"x5" Minibox and used a s.p.d.t. toggle switch instead of the rotary switch. I have only one complaint. The 10-22 ohm, 1-watt resistor (R1) to the rectifier overheats. To keep the eliminator going, I have to turn a fan on the resistor.

I am hoping that some time in the near future I will be able to see a transistor receiver for the 80- and 40-meter bands.

I enjoy *Carl and Jerry* and the way they devise some of those hairbrain schemes.

RONNIE TENNY  
Scottsville, N. Y.

*Try using a wire-wound resistor. They take the heat much better than the composition type.*

### AMATEUR TELEVISION TRANSMITTING

We would like to receive letters from hams who have successfully transmitted video signals. Tell us about your transmitting setup. Also, we are interested in studio setups and program material used. Let us know your problems.

**NEW!**

27  
MC

# TRANSCEIVER

FOR THE NEW CLASS "D"  
CITIZENS BAND



**WIDE APPLICATION**  
HOME • OFFICE • INDUSTRY • FARM • BOATING

**ANY CITIZEN CAN SECURE A LICENSE** without examination or code test by filling out form 505 (packed with each receiver) and forwarding to the F.C.C.

**MEETS ALL F.C.C. REQUIREMENTS** MAXIMUM FINAL INPUT 5 WATTS. FULL AM MODULATION. .005% CRYSTAL TOLERANCE. CRYSTAL CONTROLLED TRANSMITTER ON ANY CHANNEL.

**PLUS . . .** DOUBLE CONVERSION SUPERHET RECEIVER. 115V AC OPERATION. ALSO AVAILABLE FOR 6 OR 12V DC OPERATION. FULL 2 WATT LOW DISTORTION AUDIO OUTPUT. COVERS ALL CHANNELS.

**COMPLETE . . .** WITH ANTENNA AND MICROPHONE, 115V AC, READY TO OPERATE..... **\$89<sup>95</sup>**  
6V and 12V DC Model slightly higher.

18 N. LEE  
OKLAHOMA CITY, OKLA.

**INTERNATIONAL CRYSTAL MFG. CO., INC.**

Reg. U. S.  
Pat. Off.

# 16 RADIO CIRCUITS AT HOME

with the New Deluxe 1959 PROGRESSIVE RADIO "EDU-KIT"® ONLY \$22.95



- A Practical Home Radio Course**
- Now Includes
- ★ TRANSMITTER
  - ★ SIGNAL TRACER
  - ★ SIGNAL INJECTOR
  - ★ CODE OSCILLATOR
  - ★ No Knowledge of Radio Necessary
  - ★ No Additional Parts or Tools Needed
  - ★ EXCELLENT BACKGROUND FOR TV
  - ★ School Inquiries Invited
  - ★ Sold in 79 Countries

**YOU DON'T HAVE TO SPEND HUNDREDS OF DOLLARS FOR A RADIO COURSE**

The "Edu-Kit" offers you an outstanding PRACTICAL HOME RADIO COURSE at a rock-bottom price. Our Kit is designed to train Radio & Electronics Technicians making use of the most modern methods of home training. You will learn radio theory, construction practice and servicing. THIS IS A COMPLETE RADIO COURSE IN EVERY DETAIL. You will learn how to build radios, using regular schematics; how to wire and solder in a professional manner; how to service radios. You will work with the standard type of punched metal chassis as well as the latest development of Printed Circuit chassis. You will learn the basic principles of radio. You will construct, study and work with RF and AF amplifiers and oscillators, detectors, rectifiers, test equipment. You will learn and practice code, using the Progressive Code Oscillator. You will learn and practice trouble-shooting, using the Progressive Signal Tracer, Progressive Signal Injector, Progressive Dynamic Test and learn how to operate them. You will receive an excellent background for Television, Hi-Fi and Electronics. Absolutely no previous knowledge of radio or science is required. The "Edu-Kit" is the product of many years of teaching and engineering experience. The "Edu-Kit" will provide you with a basic course in Electronics and Radio, worth many times the complete price of \$22.95. The Signal Tracer alone is worth more than the price of the entire Kit.

**THE KIT FOR EVERYONE**

You do not need the slightest background in radio or science. Whether you are interested in Radio & Electronics because you want an interesting hobby, a well paying business or a job with a future, you will find the "Edu-Kit" a worth-while investment. Many thousands of individuals of all ages and backgrounds have successfully used the "Edu-Kit" in more than 79 countries of the world. The "Edu-Kit" has been carefully designed, step by step, so that you cannot make a mistake. The "Edu-Kit" allows you to teach yourself at your own rate. No instructor is necessary.

**PROGRESSIVE TEACHING METHOD**

The Progressive Radio "Edu-Kit" is the foremost educational radio kit in the world, and is universally accepted as the standard in the field of electronics training. The "Edu-Kit" uses the modern educational principle of "Learn by Doing." Therefore you construct, learn schematics, study theory, practice trouble-shooting—all in a closely integrated program designed to provide an easily-learned, thorough and interesting background in radio. You begin by examining the various radio parts of the "Edu-Kit." You then learn the function, theory and wiring of these parts. Then you build a simple radio. With this first set you will enjoy listening to regular broadcast stations, learn theory, practice testing and trouble-shooting. Then you build a more advanced radio, learn more advanced theory and techniques. Gradually, in a progressive manner, and at your own rate, you will find yourself constructing more advanced multi-tube radio circuits, and doing work like a professional Radio Technician. Included in the "Edu-Kit" course are sixteen Receiver, Transmitter, Code Oscillator, Signal Tracer and Signal Injector circuits. These are not unprofessional "breadboard" experiments, but genuine radio circuits, constructed by means of professional wiring and soldering on metal chassis, plus the new method of radio construction known as "Printed Circuitry." These circuits operate on your regular AC or DC house current.

**THE "EDU-KIT" IS COMPLETE**

You will receive all parts and instructions necessary to build 16 different radio and electronics circuits, each guaranteed to operate. Our Kits contain tubes, tube sockets, variable, electrolytic, mica, ceramic and paper dielectric condensers, resistors, tie strips, coils, hardware, tubing, punched metal chassis, Instruction Manuals, hook-up wire, solder, etc. In addition, you receive Printed Circuit materials, including Printed Circuit chassis, a special tube sockets, hardware and instructions. You also receive a useful set of tools, a professional electric soldering iron, and a self-powered Dynamic Radio and Electronics Tester. The "Edu-Kit" also includes Code Instructions and the Progressive Code Oscillator, in addition to F.C.C.-type Questions and Answers for Radio Amateur License training. You will also receive lessons, theory, practice or servicing with the Progressive Signal Tracer and the Progressive Signal Injector, a High Fidelity Guide and a Quiz Book. You receive Membership in Radio-TV Club, Free Consultation Service, Certificate of Merit and Discount Privileges. You receive all parts, tools, instructions, etc. Everything is yours to keep.

- FREE EXTRAS**
- SET OF TOOLS
  - SOLDERING IRON
  - ELECTRONICS TESTER
  - PLIERS-CUTTERS
  - ALIGNMENT TOOL
  - WRENCH SET
  - VALUABLE DISCOUNT CARD
  - CERTIFICATE OF MERIT
  - TESTER INSTRUCTION MANUAL
  - HIGH FIDELITY GUIDE & QUIZZES
  - TELEVISION BOOK & RADIO TROUBLE-SHOOTING BOOK
  - MEMBERSHIP IN RADIO-TV CLUB
  - CONSULTATION SERVICE & FCC AMATEUR LICENSE TRAINING
  - PRINTED CIRCUITRY

**SERVICING LESSONS**

You will learn trouble-shooting and servicing in a progressive manner. You will practice repairs on the sets that you construct. You will learn symptoms and causes of trouble in home, portable and car radios. You will learn how to use the professional Signal Tracer, the unique Signal Injector and the Dynamic Radio & Electronics Tester. While you are learning in this practical way, you will be able to do many a repair job for your friends and neighbors, and charge fees which will far exceed the price of the "Edu-Kit." Our Consultation Service will help you with any technical problems you may have. J. Stabits, of 25 Poplar Pl., Waterbury, Conn. writes: "I have repaired several sets for my friends, and made money. The "Edu-Kit" paid for itself. I was ready to spend \$240 for a course, but I found your ad and sent for your Kit."

**FROM OUR MAIL BAG**

Ben Valerio, P. O. Box 21, Maqna, Utah: "The Edu-Kits are wonderful. Here I am sending you the questions and also the answers for them. I have been in Radio for the last seven years, but like to work with Radio Kits, and like to build Radio testing equipment. I enjoyed every minute I worked with the different kits; the Signal Tracer wr is fine. Also like to let you know that I feel proud of becoming a member of your Radio-TV Club." Robert L. Shuff, 1531 Monroe Ave., Huntington, W. Va.: "I thought I would drop you a few lines to say that I received my Edu-Kit, and was real yanzated that such a bargain can be had at such a low price. I have already started repairing radios and phonographs. My friends were really surprised to see me get into the swing of it so quickly. The Troubleshooting Tester that comes with the Kit is really swell, and finds the trouble, if there is any to be found."

**PRINTED CIRCUITRY**

At no increase in price, the "Edu-Kit" now Includes Printed Circuitry. You build a Printed Circuit Signal Injector, a unique servicing instrument that can detect many Radio and TV troubles. This revolutionary new technique of radio construction is now becoming popular in commercial radio and TV sets. A Printed Circuit is a special insulated chassis on which has been deposited a conducting material which takes the place of wiring. The various parts are merely plugged in and soldered to terminals. Printed Circuitry is the basis of modern Automation Electronics. A knowledge of this subject is a necessity today for anyone interested in Electronics.

**UNCONDITIONAL MONEY-BACK GUARANTEE**

**ORDER DIRECT FROM AD—RECEIVE FREE BONUS RESISTOR AND CONDENSER KITS WORTH \$7**

- Send "Edu-Kit" postpaid. I enclose full payment of \$22.95.
- Send "Edu-Kit" C.O.D. I will pay \$22.95 plus postage.
- Rush me FREE descriptive literature concerning "Edu-Kit."

Name \_\_\_\_\_  
Address \_\_\_\_\_

**PROGRESSIVE "EDU-KITS" INC.**  
1186 Broadway, Dept. 551D, Hewlett, N. Y.

# POP'tronics



## BOOKSHELF

"ELECTROSTATICS" edited by Dr. Alexander Schure. Published by John F. Rider Inc., 116 West 14th St., New York 11, N. Y. 72 pages. Soft cover. \$1.35.

Basic to understanding electric current is a knowledge of electric charges and electric fields. This book covers a lot of ground in explaining one of the cornerstones of electricity. Fundamental physical units and quantities preparatory to the study of Coulomb's law, Gauss's law and others are discussed.

The electric field is covered both quantitatively and qualitatively, making liberal use of worked-out examples. The cgs and mks unit systems are explained; capacitance and capacitors are analyzed. A final

chapter is devoted to electrostatic applications. This is an excellent explanation of a basic—but little understood—area in the field of electronics.

*Recommended:* to anyone entering or already in the fields of electricity and electronics.



"YOUR CAREER IN ELECTRONICS" 1959 EDITION, edited by David A. Findlay and Furman Hebb. Published by Ziff-Davis Publishing Co., One Park Ave., New York 16, N. Y. 134 pages. Soft cover. \$1.00.

This is the second edition of *Your Career in Electronics*, and reflects some of the changes that have taken place in the industry in only one short year.

It starts with a general look at the industry—where it came from, where it is now, and where it is going. The need for trained people in all branches of this mushrooming field is explored, with charts showing the types and approximate salary ranges of each job.

The second section is devoted to nine case histories of people now employed in elec-

## Deluxe 60-WATT AMPLIFIER

HIGH QUALITY • HIGH POWER • LOW PRICE

Compare these specs with amplifiers selling for more than twice the price:

- Freq. Resp. ...  $\pm 0.5$  db. 20—20,000 cps
- Har. Dist. ... less than 1% at 60 watts
- IM Dist. ... less than 1% at 60 watts
- Hum and Noise Level ... 85 db below 60 watts
- Damping Factor ... 15 or 30 by switch
- Output Impedances ... 4, 8 and 16 ohms
- Tubes ... 1-6BA8A, 2-6550, 1-GZ34
- Dimensions ... 9" x 14" x 8" high
- Shipping Weight ... 31 lbs.

HIGH FIDELITY Magazine—Sept. 1958

"TESTED IN THE HOME" says:

"According to the literature supplied with MusiCraft's M-60 amplifier, it is a \$169.95 value, which does not seem out of line for a 60-watt amplifier with a massive output transformer and a chromium-plated chassis. However, the facts that the M-60 will actually deliver just over 60 watts at very low IM distortion, and that it sells for just under \$85, make it an unusual value.

"High-quality components are used, and it appears that most of the components are operating sufficiently below capacity to insure long, dependable service. Performance checks on the M-60 confirmed the manufacturer's specifications, with some to spare in all departments. Low-frequency stability was very good, high-frequency stability good but not outstanding. The latter was somewhat influenced by the set-

ting of the damping factor switch, with best stability occurring at the lower damping setting. The damping control did not, however, have any measurable effect upon distortion or low-frequency stability. Distortion in our sample unit was found to be extremely low at all levels up to about half maximum power.

"Sonically, the MusiCraft M-60 that I tested was remarkably transparent and detailed. Balance was excellent, bass (at maximum damping) was deep, well defined, and solidly controlled, and highs were crisp and yet sweet-sounding. The amplifier has very little sound of its own and, given a top-quality loudspeaker system, is capable of reproducing musical timbres with a very high degree of realism and with unusual freedom from graininess or veiling."

More details on request. Mail orders filled promptly.

MusiCraft, 48 East Oak Street, Chicago 11, Illinois, DE 7-4150



Only \$84<sup>95</sup>

COMPLETELY WIRED AND TESTED

Two for Stereo ... \$159.95

Ask about our 30-Watt amplifier of equally high quality, just ... \$59.95

Two for Stereo ... \$109.95

Learn from men who are pioneering electronics!

# Choose your electronics training in Today's Army

**Launch your electronics career in Today's Army!** . . . Development of guided missiles and electronics for defense was *pioneered* by the Army. That's why Today's Army electronics schools are among the *world's finest*. That's why Today's Army offers you training and equipment so advanced—much of it isn't yet available *anywhere* else in the world!

**Choose your training before enlistment!** . . . The Army's Graduate Specialist Program makes it possible for qualified young men to choose their training *before* enlistment. To be accepted, you must pass certain qualification and aptitude tests, and be a high school graduate. (High school seniors can apply *now* and enlist *after* graduation.)

**Successful candidates** for this unusual program can choose from 107 technical training courses—and have their choice guaranteed *before* enlistment! You enlist as a Graduate Specialist, an important member of the Army's select team of key personnel. And you enlist for only *three* years. Here's a unique opportunity for a tremendous headstart toward a successful electronics career!


### Choose from 107 Graduate Specialist courses like these:

- Atomic Weapons Electronics
- Microwave Radio Equipment Repair
- Radio Relay & Carrier Operations
- Electronic Navigation Equipment Repair
- Medical Equipment Maintenance
- Fire Control Instrument Repair
- Telephone Installation & Repair
- Radar Repair
- Guided Missile Electronic Equipment Repair
- Teletypewriter Equipment Repair

**APPLY EARLY!** Graduate Specialist appointments in each course are *limited*. This week, get the details from your Army Recruiter.

**Former Servicemen**—you may have electronics or other skills which the Army needs. See your local Army Recruiter for information on what the Army is offering men and women with prior military service.

Get choice,  
not chance,  
in  
Today's Army



**free!** **ALLIED'S**  
**MONEY-SAVING 1959**  
**ELECTRONIC SUPPLY CATALOG**



**452**  
value-packed  
pages

send for it!

**SAVE**  
**ON EVERYTHING**  
**IN ELECTRONICS**

EASY TERMS  
AVAILABLE

**WORLD'S LARGEST STOCKS**

Here is the complete guide to everything in Electronics for Experimenters, Builders, Amateurs, Servicemen, Engineers and Hi-Fi enthusiasts:

- Amazing Build-Your-Own KNIGHT-KITS
- Everything in STEREO Hi-Fi
- Hi-Fi Music Systems & Components
- Recorders & Phono Equipment
- Public Address & Paging Systems
- TV Tubes, Antennas, Accessories
- Amateur Station Equipment
- Latest Test & Lab Instruments
- Industrial Electronic Supplies
- Parts, Tubes, Transistors, Tools & Books

SAVE on everything in Electronics at ALLIED—get fast, dependable service, expert personal help, guaranteed satisfaction. Send today for your FREE 1959 ALLIED Catalog.

Everything in Electronics  
From One Reliable Source

OUR 38th YEAR

Send for  
**FREE**  
Catalog

**ALLIED RADIO**

- ALLIED RADIO, CORP., Dept. 79-M8
- 100 N. Western Ave., Chicago 80, Ill.
- Rush FREE 1959 ALLIED 452-Page Catalog

Name \_\_\_\_\_

Address \_\_\_\_\_

City \_\_\_\_\_ Zone \_\_\_\_\_ State \_\_\_\_\_

tronics. They talk about their training, their present jobs, and their future plans. These case histories bring the abstract idea of an electronic career down to earth.

"Getting the Know-How" is the title for the third section, which tells what schooling is necessary for each type of job and includes a six-page listing of schools that specialize in electronics. An aptitude test and a career planning chart are also included.

The last section outlines ways for those possessing some electronics knowledge to make spare-time money, such as starting a service shop, writing for magazines, installing intercoms, etc.

*Recommended:* to anyone who wants to know just what the field of electronics is, where it's going, and—particularly—where he might fit in.



**"COMMERCIAL RADIO OPERATOR'S QUESTION AND ANSWER LICENSE GUIDE—ELEMENT 4"** by Martin Schwartz. Published by American Electronics Company, 1203 Bryant Ave., New York 59, N. Y. Soft cover. 73 pages. \$1.25.

All of the study questions issued by the FCC for the Element 4 examination are contained in this book. A sample FCC-type examination, using multiple choice questions similar to those on the actual FCC test, is included. This is the third in the series of books preparing one for the Commercial Radio Operator Licenses; the first volume covered Elements 1 and 2 and the second covered Element 3.

*Recommended:* to those working toward their First-Class Radiotelephone License.



**"HI-FI ANNUAL AND AUDIO HANDBOOK," 1959 EDITION**, edited by David A. Findlay and Furman Hebb. Published by Ziff-Davis Publishing Co., One Park Ave., New York 16, N. Y. 132 pages. Soft cover. \$1.00.

The big feature of this book is a nine-part, 23-page section written by Gilbert A. Briggs, who, as every hi-fi bug knows, is the designer of the famous Wharfedale speakers and the author of several distinguished books on hi-fi topics. Mr. Briggs concen-



# Exciting Adventures out of Thin Air!

## with hallicrafters Short Wave Radios




### MODEL S-38E \$54.95

Latest model! Standard broadcast plus three short wave bands (1650 kc to 32 mc.). Electrical bandspread. Rich-toned 5" speaker, phone tip jack. Handsome grey steel cabinet, silver trim. Also blonde or mahogany, gold trim. . . . \$59.95




### MODEL S-53A \$89.95

Has easy-to-read overseas dial with international stations indicated. Electrical bandspread and logging scale. Complete with 5" speaker, headphone jack plus phono jack. Two stages of i.f. Coverage: standard broadcast, 540-1630 kc., plus four SW bands 2.5-31 mc. and 48-54.5 mc.



### MODEL S-85, S-86 \$119.95

A superb receiver that pulls them in on 10, 11, 15, 20, 40 and 80 meter amateur bands. Over 1000° calibrated bandspread gives better selectivity on large easy-to-read dial. Features separate tuning condenser and built-in PM 5" speaker. Coverage: broadcast band 540-1680 kc. plus three SW bands 1680 kc.-34 mc. S-85: AC, S-86: AC-DC.




### MODEL S-94, S-95 \$59.95

Advanced models that bring in emergency radio, police and fire calls. Newly engineered FM chassis provides low frequency drift and low noise figure. Modern styling, simplified controls for easy operation. Coverage: (S-94) - 30-50 mc.; (S95) - 152-173 mc.



### MODEL SX-99 \$149.95

The best at its price with all features demanded by DX enthusiasts. Has "S" meter, separate bandspread tuning condenser, crystal filter and antenna trimmer. Easy-to-read dial has over 1000° calibrated bandspread through 80, 40, 20, 15, 11-10 meter amateur bands. Coverage: standard broadcast 540-1680 kc. plus three SW bands 1680 kc.-34 mc.



### MODEL SX-62A \$349.95

The ultimate in reception for the short-wave listener or amateur. Wide vision, slide-rule dial features band-in-use lighting; 500 kc. crystal calibration oscillator built in to check dial accuracy. Covers standard broadcast plus short wave bands from 1.62 to 32 mc. In addition, you enjoy FM and AM coverage from 27 to 109 mc.

For complete specifications and convenient terms, see your Radio Parts Distributor  
Expert Sales: International Division  
Raytheon Manufacturing Co., Waltham, Mass.



The new ideas in communications  
are born at . . .

# hallicrafters

In our 25th year of service

Chicago 24, Illinois

# Complete Training

## FOR BETTER RADIO-TV SERVICE JOBS



Let these two great Ghirardi training books teach you to handle all types of AM, FM and TV service jobs by approved professional methods—and watch your efficiency and earnings soar!

Each book is a complete service training guide. Each contains complete data on modern methods and equipment—NOT a re-hash of old, out-of-date material. Each is co-authored by A. A. Ghirardi, whose famous RADIO PHYSICS COURSE and MODERN RADIO SERVICING were, for 20 years, more widely used for military, school and home study training than any other books of their type!

### THE NEW Ghirardi RADIO-TV SERVICE LIBRARY

Almost 1500 pages\* and over 800 clear illustrations show step-by-step how to handle every phase of troubleshooting and servicing.

#### 1—Radio and Television Receiver TROUBLESHOOTING AND REPAIR

A complete guide to profitable professional methods. For the beginner, it is a comprehensive training course. For the experienced serviceman, it is a quick way to "brush up" on specific jobs, to develop improved techniques or to find fast answers to puzzling service problems. Includes invaluable "step-by-step" service charts. 820 pages, 417 illus., price \$7.50 separately.

#### 2—Radio and Television Receiver CIRCUITRY AND OPERATION

This 669-page volume is the ideal guide for servicemen who realize it pays to know what really makes modern radio-TV receivers "tick" and why. Gives a complete understanding of basic circuits and circuit variations; how to recognize them at a glance; how to eliminate guesswork and useless testing in servicing them. 417 illus. Price separately \$6.75.

### Special low price . . . you save \$1.25

If broken into lesson form and sent to you as a "course," you'd regard these two great books as a bargain at \$50 or more!

Under this new offer, you save \$1.25 on the price of the two books—and have the privilege of paying in easy installments while you use them! No lessons to wait for. You learn fast—and right!

### STUDY 10 DAYS FREE!

Dept. PE-128, RINEHART & CO., Inc.  
232 Madison Ave., New York 16, N. Y.

Send books below for 10-day FREE EXAMINATION. In 10 days I will either remit price indicated (plus postage) or return books postpaid and owe you nothing.

Radio & TV Receiver TROUBLESHOOTING & REPAIR (Price \$7.50 separately)

Radio & TV CIRCUITRY & OPERATION (Price \$6.75)

Check here for MONEY-SAVING COMBINATION OFFER. Save \$1.25. Send both of above big books at special price of only \$13.00 for the two. (Regular price \$14.25 . . . you save \$1.25.) Payable at rate of \$4 plus postage after 10 days if you decide to keep books and \$3 a month for 3 months until the total of \$13.00 has been paid.

Name .....

Address .....

City, Zone, State .....

Outside U.S.A.—\$3.00 for TROUBLESHOOTING & REPAIR; \$7.25 for CIRCUITRY & OPERATION; \$14.00 for both. Cash only, but money refunded if you return books in 10 days.

### Bookshelf (Continued from page 32)

trates, and quite properly so, on problems relating to loudspeakers and enclosures. His "byline" practically amounts to a guarantee that the material will be the latest information direct from "the horse's mouth."

The remainder of the 1959 *Hi-Fi Annual and Audio Handbook* is filled with information about amplifiers and preamplifiers, tape recorders, microphones, loudspeakers, enclosures, FM, and, of course, stereo. The build-it-yourself'er will find many money-saving projects—a low-cost amplifier, a stereo control center, and many other ideas for improving a hi-fi system.

*Recommended:* to all people interested in high fidelity. The section by Briggs is worth the \$1.00 cover price in itself.



"MAGNETIC RECORDING TECHNIQUES" by W. Earl Stewart. Published by McGraw-Hill Book Co., 327 West 41st St., New York 36, N.Y. 271 pages. Hard cover. \$8.50.

Here is a practical guide to the technology of magnetic recording methods and devices for use by engineers and technicians in the various fields that utilize magnetic recording. Principles of the recording and reproducing processes, recording materials, theory of ferromagnetism, recording mechanisms, and established standards are all covered at a realistic engineering level. Included are definitions, tables, derivations of key formulas, and practical test circuits.

*Recommended:* as a reference and guide for people engaged in areas concerned with the tape recording medium.



"ELECTRONIC ENGINEER'S REFERENCE BOOK" edited by L. E. C. Hughes. Published by The Macmillan Company, 60 Fifth Ave., New York, N.Y. 1311 pages. Hard cover. \$18.00.

Consisting of over 1300 pages of rather small type, this monumental book endeavors to put before industrial and developmental engineers some of the latest knowledge and techniques which might otherwise be unavailable to them. It is divided into sections on the history of electronics, fundamentals, radiations, electrics, valves, mate-



only  
**SOUNDCRAFT**  
 dares prove  
 its superior  
 quality!

Only when you buy Soundcraft Tape... you get an actual demonstration of superior tape quality... a premium recording that's yours in Soundcraft's new budget-priced Premium Pack. This is Soundcraft's way of proving how:

- exclusive Micropolished tape surface preserves your "highs."
- exclusive Uni-level Coating assures greater uniformity within a reel and from reel to reel.
- exclusive plasticizer-free Soundcraft oxide formulation gives complete tape stability.

Insist on Soundcraft Tape... in the new budget-priced Soundcraft Premium Pack... two 7" reels of Soundcraft tape with the "Sweet Moods of Jazz in Stereo" recorded on one of the reels.

**ASK ABOUT THESE**

**OTHER SOUNDCRAFT PROMOTIONAL RECORDINGS!**

"Sounds of Christmas"—traditional Christmas melodies, full orchestra and chorus (monaural only).

"Dixieland Jamfest in Stereo"—a jazz classic with an All-Star combo. Ask your dealer, or write Soundcraft.

**REEVES**

**SOUNDCRAFT CORP.**

Great Pasture Road, Danbury, Connecticut • West Coast: 342 N. La Brea, Los Angeles 36, Calif. • Canada: 700 Weston Road, Toronto 9, Ont. 41


December, 1958

**Hear it for yourself in  
 "SWEET MOODS OF  
 JAZZ IN STEREO"**

...an exclusive new full half hour recording... yours for just \$1.00 extra... when you buy two 7" reels of tape in **SOUNDCRAFT'S NEW PREMIUM PACK**

containing two reels of Soundcraft tape with "Sweet Moods of Jazz in Stereo" recorded on one of the reels.

"Sweet Moods of Jazz in Stereo" features Coleman Hawkins, "Red" Allen, Marty Napoleon, George Wettling and other jazz greats in memorable interpretations of "Summertime," "Stormy Weather," "Tea for Two" and other old favorites—directed by Larry Clinton, recorded exclusively by Soundcraft... not for sale anywhere else at any price!



# FANTASTIC SALE!



PRE-RECORDED  
STEREO **TAPE!**

## RADIO SHACK BUYS 7,000 REELS TO SELL FOR BELOW DEALER COST!

Entire library of 55 great titles! Factory-fresh, fully guaranteed! Classics! Pops! Dance! Vocals! Background! Marches! Shows! Slav's and in-line 7 1/2 ips! For all tape recorders and decks with stereo playback facilities or full track monaural heads! Ship. wt. 1 1/4 lbs. per reel.

REG. \$6.95 **SALE \$3.99**

R-MW55-47 George Gershwin's Rhapsody in Blue, Eugene List & Eastman—Roch. Sym. Orch. Reg. \$6.95.  
R-MW55-14 Sousa Marches, Eastman Sym. Wind Ensemble. Reg. \$6.95.  
R-MW55-18 Prokofiev, Love for Three Oranges, Lon. Sym. Orch., Dorati. Reg. \$6.95.

REG. \$8.95 **SALE \$4.99**  
\$7.95

R-MS2-15 Hits from Pal Joey, Vivian Blaine. Reg. \$8.95.  
R-MS2-17 Sarah Vaughan sings Gershwin favorites. Reg. \$8.95.  
R-MV52-18 Patti Page sings six popular waltzes. Reg. \$7.95.  
R-MV52-20 Annie Get Your Gun, Vivian Blaine. Reg. \$7.95.  
R-MS2-21 Twenty-Six Dance Tunes, Jimmy Palmer & Orch. Reg. \$8.95.  
R-MW52-22 Billy Eckstine's Best, Terrific Vocals. Reg. \$7.95.  
R-MW55-30 Music of Leroy Anderson, Eastman, Roch. Pops Orch. Reg. \$7.95.  
R-MW55-41 Johann Strauss, Dorati & Minneapolis Sym. Orch. Reg. \$7.95.  
R-MS5-13 Massed Field Trumpets & Drums, Eastman Sym. Wind Ensemble. Reg. \$8.95.  
R-MS5-48 Suppe Overtures, Barbirolli and Halle Orch. Reg. \$8.95.  
R-MS2-12 Dance Time in Stereo, Dick Contino & Orch. Reg. \$8.95.

REG. \$11.95 **SALE \$5.99**  
\$10.95 \$ 9.95

R-MC55-15 Offenbach's Gaité Parisienne, Dorati & Minn. Sym. Reg. \$11.95.  
MC55-27 Grieg's Piano Concerto, Richard Farrell & Halle Orch. Cond. by Weldon. Reg. \$11.95.  
R-MA55-20 Wagner's Dawn & Siegfried's Rhine Journey Plus Siegfried's Idyll, Paray & Det. Sym. Reg. \$9.95.  
R-MA55-23 Richard Strauss' Der Rosenkavalier Suite, Dorati & Minneapolis Sym. Reg. \$9.95.  
R-MB55-7 Borodin's, Polovetsian Dances & Tchaikovsky's Capriccio Italien, Dorati & London, Minn. Sym. Orch. Reg. \$10.95.

REG. \$12.95 **SALE \$6.99**

R-MD55-3 Bizet's Carmen Suite & L'Arlésienne Suite #1, Paray & Det. Sym. Reg. \$12.95.  
R-MD55-4 Johann Strauss, Barbirolli & Halle Orch. Reg. \$12.95.  
R-MD5-6 Khatchaturian's Gayne Suite, Rimsky Korsakov's Flight of The Bumble Bee, Moussorgsky's A Night on Bald Mountain, Borodin's Steppes of Central Asia, Weldon & Halle Orch. Reg. \$12.95.  
R-MD52-11 Brass in Hi-Fi, Pete Rugolo & 12-piece Brass Section & Orch. Reg. \$12.95.  
R-MD52-4 Music from The Big Top, Carl Stevens & Circus Band. Reg. \$12.95.



# RADIO SHACK

**FREE!**

Fabulous new 1959 232-page catalog.

730 Commonwealth Ave., Boston 17  
167 Washington St., Boston 8  
230-234 Crown St., New Haven 10, Conn.

Mail orders to Dept. 12B

**RADIO SHACK**  
730 Commonwealth Ave.  
Boston 17, Mass.

Check or money order enclosed. Please send following stereo tapes (please print order numbers clearly):

Send free 232-page 1959 catalog.

NAME \_\_\_\_\_  
ADDRESS \_\_\_\_\_  
CITY \_\_\_\_\_ ZONE \_\_\_\_\_ STATE \_\_\_\_\_

## Bookshelf! (Continued from page 34)

rials, vibrations, computers, and automatics.  
*Recommended:* to engineers and those with a serious interest in electronics.



"RCA PHOTSENSITIVE DEVICES AND CATHODE-RAY TUBES" published by Tube Division, Radio Corporation of America, Harrison, N.J. 32 pages. Soft cover. 30 cents.

Revised and expanded to 32 pages, this new edition presents technical data, basing diagrams, and brief text descriptions of more than 130 RCA tube types. Photographs of representative types appear throughout the publication. Covered for the first time are various new types of image-converter tubes, photoconductive cells, storage tubes, cathode-ray tubes, camera tubes, etc.

*Recommended:* to people employed in fields that use these special-purpose tubes.

## Free Literature Roundup

Specification sheets on four new General Electric hi-fi components are available. Among those covered are the "Stereo Classic" compatible stereophonic and monaural tone arm, extended bass bookshelf speaker systems, and equipment cabinets. The specs are available on request from: General Electric Co., Specialty Electronic Components Dept., W. Genesee St., Auburn, N. Y.

The J. W. Miller Co., 5917 South Main St., Los Angeles 3, Calif., has announced two new catalogs of interest to the electronic experimenter and to technicians and servicemen. Catalog No. 59 is a general one, listing over 1000 r.f. chokes, line chokes, i.f. transformers, line filter chokes, etc. Catalog No. 159 is the "TV Technician's Coil Replacement Guide" and contains coil replacements for more than 2000 different chassis and 11,000 TV model numbers.

A revised transistor interchangeability chart has been published by General Transistor. It is complete to date and covers all E.I.A. registered types comparable to G.T. types. To obtain a chart, write to General Transistor Corp., 91-27 138th Place, Jamaica 35, N. Y.

# Weathers Originals

## set new highs in performance

Weathers products are not copies, adaptations, or mere improvements over other Hi Fi components or systems. Unfettered by precedent, Weathers equipment is designed on bold new principles which add astonishing quality and brilliance to Hi Fi reproduction.

### Weathers Pickups

**FM Monaural • FM Stereo • StereoRamic •** All Weathers pickups play both monaural and stereophonic records without damage. All are available with diamond or sapphire styli. **FM Monaural and FM Stereo** cartridges are designed only for the Weathers Tonearm in which an oscillator develops the signal. They track at 1 gram . . . cannot damage records. They have exceptionally wide frequency range, low intermodulation, low cross modulation, and low harmonic distortion. **The Weathers StereoRamic Cartridge** fits all other tonearms and is superior to any magnetic pickup. Tracks at 2 grams. Complete absence of hum. 25 db separation between channels.

### The Weathers Micro Touch

**Tonearm** is designed exclusively for the Weathers FM Pickups. It is light and so perfectly balanced that accurate levelling of turntable is unnecessary. Shock mounting isolates it from outside vibrations. Viscous damping prevents tonearm resonance down to 15 cps.

### The Weathers Oscillator-Modulator

Transforms the impulse from the pickup and produces the FM signal. Signal-to-noise ratio is considerably higher than that of the best magnetic pre-amps.

**The Weathers Turntable** is unquestionably one of the World's finest. Exceptionally light construction eliminates the mechanical noises inherent in heavy turntables. Noise level is 25 db lower than that recorded on today's best records. Shock mounting eliminates floor vibrations. A cool running 12-pole synchronous motor brings the platter up to correct speed in  $\frac{3}{4}$  of a revolution and maintains correct speed regardless of variations in load or line voltage. Cueing features make the Weathers Turntable ideal for broadcasting station use. \$59.95. Also available in kit form, without base or mounting plate, \$34.50.

**The Weathers Discushion** suspends any size record on its outer rim and protects playing surfaces from dust and contamination. Only \$2.95.

### Weathers Stylus Gauge

A simple and accurate way to measure and control exact tracking force. Makes records last longer—sound better. Priced at only \$2.00.

### Four Superb Speaker Systems

The Fiesta, Decorator, Monte Carlo, and Barrington fill every need from den to concert hall. From \$59.95 to \$510.00.

See your dealer or write for booklet number 658E.

*Weathers Industries*

DIVISION OF ADVANCE INDUSTRIES, INC.

66 E. Gloucester Pike, Barrington, N. J.

Export: Joseph Plasencia, Inc., 401 Broadway, New York, N. Y.

**WEATHERS TECHNICAL MAGIC IS SOUND**

The specs are the proof... now your  
BEST BUY in  
ham gear is

**EICO®**



New

**90-WATT CW TRANSMITTER . . #720**  
KIT \$79.95      WIRED \$119.95

Conservative, highly efficient design plus stability, safety, and excellent parts quality. 80 thru 40, 20, 15, 11, 10 meters (popular operating bands) with one knob band-switching. 6146 final amplifier for full "clean" 90 W input, protected by clamper tube. 6CL6 Colpitts oscillator, 6AQ5 clamper, 6AQ5 buffer-multiplier, GZ34 rectifier. "Novice limit" calibration on meter keeps novice inside FCC-required 75W limit. No shock hazard at key. Wide range, hi-efficiency pi-network matches antennas 50-1000 ohms, minimizes harmonics. EXT plate mod. terminals for AM phone modulation with 65W input. Excellent as basic exciter to drive a power amplifier stage to max. allowable input of 1KW. Very effective TVI suppression. Ingenious new "low silhouette" design for complete shielding and "living room" attractiveness. Conservatively rated parts, copper-plated chassis, ceramic switch insulation. 5" H, 15" W, 9 1/2" D.



**NEW UNIVERSAL MODULATOR-DRIVER #730**

KIT \$49.95      WIRED \$79.95      Cover E-5 \$4.50

Superb, truly versatile modulator at low cost. Can deliver 50 W of undistorted audio signal for phone operation, more than sufficient to modulate 100% EICO #720 CW Transmitter or any xmitter whose RF amplifier has plate input power of up to 100W. Multi-match output xmtr matches most loads between 500-10,000 ohms. Unique over-modulation indicator permits easy monitoring, no need for plate meter. 10-level speech clipping & filtering with peak speech freq. range circuitry. Low distortion feedback circuit, premium quality audio power pentodes, indirectly heated rectifier filament. Balance & bias adj. controls. Inputs for xtal or dynamic mikes, phone patch, etc. Excellent deluxe driver for high-power class B modulation. ECC83/12AX7 speech ampl., 6AL5 speech clipper, 6AN8 amp. driver, 2-EL34/6CA7 power output, EM84 over-mod. indicator, GZ34 rect. Finest quality, conservatively rated parts, copper-plated chassis. 6" H, 14" W, 8" D.

**NEW GRID DIP METER . . . . . #710**

KIT \$29.95      WIRED \$49.95 including complete set of coils for full band coverage.

Exceptionally versatile. Basically a VFO with micro-ammeter in grid; determines freq. of other osc. or tuned circuits; sens. control & phone jack facilitate "zero beat" listening. Excellent absorption wave meter. Ham uses: pre-tuning & neutralizing xmtr's, power indication, locating parasitic osc., antenna adj., correcting TVI, de-bugging with xmitter power off, determining C.L.Q. Servicing uses: alignment of filters, IF's, as sig. or marker gen. Easy to hold & thumb-tune with 1 hand. Continuous 400 kc-250 mc coverage in 7 ranges, pre-wound 0.5% accurate coils, 500 ua meter movement. 6AF4(A) or 614 Colpitts osc. Xmt-operated set. reql. 2 1/2" H, 2 1/4" W, 6 1/2" L. Satin deep etched aluminum panel; grey wrinkle steel case.



**IN STOCK!** Compare & take them home —right "off the shelf!"— from 1900 neighborhood EICO dealers. For free catalog mail coupon in EICO ad 2 pages forward. In the West, add 5%. Over 1 MILLION EICO instruments in use throughout the world.

33-00 Northern Blvd.,      Copr. © 1958.  
Long Island City 1, N.Y.      Electronic Instr.  
Co., Inc.

See EICO's other ad on page 40.

**A.B.C.**

—The Publisher's Right Hand

Many of you may not be interested in problems of editing or publishing a magazine, but we'd like to mention one organization which makes our work easier, the Audit Bureau of Circulations, known as A.B.C.

If you'll look on page 6 of this issue, you will see the A.B.C. symbol, one which we believe is of great importance to our readers as well as to ourselves. Few people outside of the field of publishing are aware of its significance.

The A.B.C.'s function is as elementary and important as the alphabet. The Bureau measures our readers' decision to buy or not buy the magazine. This measure, known as "circulation," is a vital statistic to publishers. The A.B.C., therefore, is an organization which measures the performance of a magazine in terms of its circulation.

As circulation figures increase from month to month, we know that P.E. is gaining new readers as well as pleasing many old and faithful subscribers. It means that P.E.'s articles are interesting and that the magazine is alive and growing.

If circulation drops, we know that our job is not being done right. We can't fool readers into buying a magazine that is not interesting, informative, or entertaining. Thanks to A.B.C., we know that P.E. accomplishes all three of these aims.

Our advertisers also depend on A.B.C. They're the ones who keep P.E.'s price down to a reasonable level, but they insist on getting value for their dollar. They want to know who's reading P.E., when, and where; they want accurate figures on circulation.

The A.B.C. is the only agency which provides these figures. That's why publishers, advertisers, and advertising agencies pay the bills run up by the Bureau's seventy auditors. These auditors keep tab on over 285 magazines as well as several hundred newspapers and business publications.

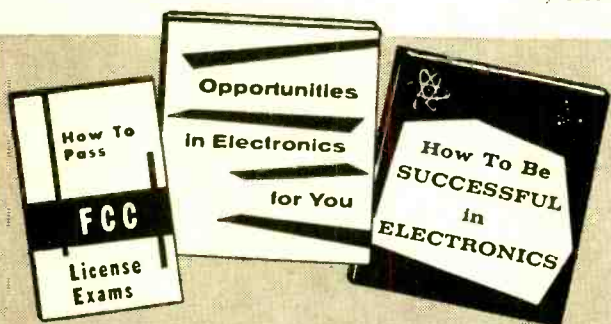
Look for the A.B.C. symbol on the contents page of the magazines you buy. If you find it, that means you're getting the most interesting, most informative and most entertaining magazine value. —O. R.

# Opportunities in Electronics

- Radar
- Guided Missiles
- Broadcasting
- Aeronautical Electronics
- Computers
- Automation
- Industrial Electronics
- Home Electronics

Are you interested in learning how you can have a profitable career in any or all of the above fields?

*Find out how modern technical training and a Government License (FCC) can lead to profitable employment in any branch of electronics.*



Send for these  
**3 FREE Booklets**

Thousands of interesting well-paid jobs in electronics must be filled. To fill such jobs, you need sound technical training. An FCC license is convincing proof of technical skill. Send for the three Cleveland Institute booklets offered here. They explain how you can prepare for an interesting and profitable career in electronics. Mail the coupon today—no obligation.

*good training doesn't cost—it pays!*

## Cleveland Institute of Radio Electronics

Desk PE-46      4900 Euclid Ave.      Cleveland 3, Ohio

*Accredited by  
the National  
Home Study  
Council*



Please send FREE Booklets prepared to help me get ahead in Electronics. I have had training or experience in Electronics as indicated below:

- |   |   |
|---|---|
| <input type="checkbox"/> Military           | <input type="checkbox"/> Broadcasting       |
| <input type="checkbox"/> Radio-TV Servicing | <input type="checkbox"/> Home Experimenting |
| <input type="checkbox"/> Manufacturing      | <input type="checkbox"/> Telephone Company  |
| <input type="checkbox"/> Amateur Radio      | <input type="checkbox"/> Other.....         |

In what kind of work are you now engaged?.....  
.....

In what branch of Electronics are you interested?  
.....

Name..... Age.....

Address.....

City..... Zone..... State.....

Desk PE-46

The experts say...  
 in HI-FI and TEST  
 INSTRUMENTS your best  
 buy is **EICO**®



33-00 Northern Blvd., L. I. C. 1, N. Y. PE-12

Show me HOW TO SAVE 50% on 63 models of top-quality equipment (in box I have checked here:)

HI-FI  TEST INSTRUMENTS  HAM GEAR  
 Send FREE literature & name of neighborhood EICO dealer.

Name .....

Address .....

City ..... Zone.....State.....

Add 5% in the West



**New!**  
 Miniaturized  
 MULTI-SIGNAL  
 TRACER #145A  
 KIT \$19.95  
 WIRED \$28.95



VACUUM TUBE  
 VOLTMETER #221  
 KIT \$25.95  
 WIRED \$39.95



PEAK-TO-PEAK  
 VTVM #232  
 & UNI-PROBE  
 (pat. pend.)  
 KIT \$29.95  
 WIRED \$49.95




**New!**  
 1000 OHMS/VOLT  
 V-O-M #536  
 KIT \$12.90  
 WIRED \$14.90



5" PUSH-PULL  
 SCOPE #425  
 KIT \$44.95  
 WIRED \$79.95  
 Lowest-priced  
 professional Scope



TUBE TESTER #625  
 KIT \$34.95  
 WIRED \$49.95



**New!**  
 Series/Parallel  
 R-C COMBINATION  
 BOX #1140  
 KIT \$13.95  
 WIRED \$19.95



6V & 12V BATTERY  
 ELIMINATOR  
 & CHARGER #1050  
 KIT \$29.95  
 WIRED \$38.95  
 Extra-filtered for  
 transistor equip.  
 #1060 KIT \$38.95 WIRED \$47.95



R-C BRIDGE & R-C-L  
 COMPARATOR #950B  
 KIT \$19.95  
 WIRED \$29.95

1350 Combinations!

IN TEST INSTRUMENTS  
 IN HI-FI... STEREO and MONAURAL.



**New!**  
 STEREO DUAL  
 AMPLIFIER-PREAMPLIFIER HF81  
 including cover:  
 KIT \$69.95. WIRED \$109.95  
 STEREO DUAL PREAMPLIFIER HF85  
 KIT \$39.95 WIRED \$64.95



60-WATT  
 ULTRA LINEAR  
 POWER AMPLIFIER HF60  
 with ACRO TO-330 Output Xfmr  
 KIT \$72.95 WIRED \$99.95 "excellent  
 buy" — Marshall, AUDIOCRAFT.



12-WATT  
 WILLIAMSON-TYPE  
 INTEGRATED AMPLIFIER HF12  
 KIT \$34.95 WIRED \$57.95  
 "Packs a wallop"—POP. ELECTRONICS  
 "First-rate"—MODERN HI-FI



MASTER CONTROL  
 PREAMPLIFIER HF65A:  
 KIT \$29.95 WIRED \$44.95  
 with power supply HF65:  
 KIT 33.95 WIRED \$49.95 Superb  
 new design... new "low sil-  
 houette" look.



50-WATT  
 ULTRA-LINEAR  
 INTEGRATED  
 AMPLIFIER HF52  
 KIT \$69.95 WIRED \$109.95  
 "Excellent value"—Hirsch-Houck Labs.



2-WAY  
 SPEAKER  
 SYSTEM HFS1  
 complete with  
 factory-built cabinet:  
 \$39.95



FM TUNER  
 HF190  
 KIT, less cover \$39.95\*  
 WIRED, less cover \$65.95\*  
 COVER. \$3.95 \*FET incl.



20-WATT  
 ULTRA-LINEAR  
 WILLIAMSON-TYPE  
 INTEGRATED AMPLIFIER HF20  
 KIT \$49.95 WIRED \$79.95  
 "Well-engineered"  
 — Stocklin, RADIO TV NEWS

STANDARD SPEAKER  
 SYSTEM HFS2:  
 Completely factory-built  
 \$139.95 "would suggest  
 unusual suitability for  
 stereo... eminently  
 musical"  
 —Holt, HIGH FIDELITY



"One of the best buys in high fidelity kits."—AUDIOCRAFT Kit Report

"Fine for Stereo"  
 —MODERN HI-FI

IN STOCK!

Compare, take them home—right "off the shelf"—from 1900 neighborhood EICO dealers. Over 1 MILLION EICO instruments in use throughout the world.

Copyright 1958 by Electronic Instr. Co., Inc.

Always say you saw it in—POPULAR ELECTRONICS





## ***Flying High at Zero Altitude***

**By  
BEN PREECE**

**T**HE PILOT and copilot of the Douglas DC-8 Jetliner couldn't see anything through the windshield. It was totally dark outside. The altimeter was winding down as the giant plane dropped through the overcast. The crew chief watched his instrument panel.

"We'll be out in a minute," the pilot said, referring to the cloud bank he'd been in since take-off. Then the lights of the field appeared below.

"There it is," the copilot gestured. A bright, double row of lights, outlining the runway, could be seen ahead and below. The DC-8 Jetliner dropped slowly until it was over the runway. The pilot pulled the nose up, there was a slight bump, then a squeal of tires as the brakes were applied, and the ship had landed.

The pilot, copilot and crew chief had just experienced a coast-to-coast flight. However, their greatest altitude had been *under ten feet*, the greatest speed zero miles an


hour. Yet, except for the gravitational forces, this crew had experienced every sensation of being in an airplane flying five hundred miles per hour at 35,000 feet. They had just completed a "ride" in the DC-8 flight simulator!

**Electronic Flight.** The DC-8 simulator works electronically to produce all the sensations of flying, including correct instrument readings, climb and bank altitudes, everything. It even has a closed-circuit television system which shows you an airfield, just as you would see it in the real DC-8.

Such simulators train pilots to fly planes that haven't rolled off the assembly line.

he experiences all the motions he would feel in real flight, except the g-loads. There are air pockets, sudden wind gusts, the sound of the jet engines, even the two quick jars the real DC-8 feels when it slips into a bank at high altitude and the wings lose their lift.

The crew of the simulator consists of the pilot, copilot, crew chief and instructor. Additional personnel outside operate the radio signal system and the closed-circuit television. The instructor can simulate any emergency a pilot will find in flight. The crew in the radio control room can duplicate the signal of any radio station in the world,



**An artist's concept** of the DC-8 Jetliner simulator setup. As the pilot "flies" the simulator, a television camera traces the plane's path along a three-dimensional model of an airport and approach area on the rear wall. The TV picture is projected on the screen in front of the cockpit. At the side of the room are racks which house the electronic "brain" of the simulator.

Swift, new planes like the Douglas DC-8, the Boeing 707 and the Lockheed Electra will be "old hat" to airline pilots when they go into service.

A DC-8 simulator is as realistic as the actual airplane. It consists of a cockpit section, a scale model airport, a closed-circuit television system, and a computer system and servomechanisms to control the position of the cockpit section.

**Realism in Training.** The cockpit has all the dials, levers and gauges of the DC-8 itself. When the pilot "flies" the simulator,

and send six signals at once. Thus, the pilot may receive every radio indication that he is flying over Chicago, New York, Los Angeles or London. The radio crew can even vary the compass reading to allow for the magnetic variation typical in any part of the world.

In short, once the pilot and his crew take their seats, they are in a *real* airplane. When the jet engines are running, the cockpit may buck against the brakes, depending upon the throttle setting. When the brakes are released . . . off they go! The runway



**Pilots learn to fly the Douglas DC-8 Jetliner on terra firma. Here, a pilot "checks out" for the first time. The cockpit exactly duplicates the DC-8 controls. Closed-circuit TV projector provides realistic visual impression encountered during landings and take-offs. The simulator was produced by Link Aviation, Inc.**

**A television camera scans a miniature relief map built to a 300:1 scale. The camera is automatically positioned along the aircraft course and altitude, and assumes the aircraft attitude. Movement of camera is governed by electronic response of simulated Jetliner to pilot's controls. The relief map is wall-mounted to save floor space.**

lights whirl by on either side. Looking straight ahead, the crew has the illusion of motion as the lights go by.

In the air, the instructor throws the book at the pilot. Engine failure may "occur," hydraulic failure, cooling system failure, a change in the plane's center of gravity, or any other trouble. More than one pilot has been saved by his simulator training. It teaches him to think fast and to do the right thing in a split second.

The DC-8 simulator does everything but fly. "It's really an electronic brain," one





The simulated DC-8 Jetliner's flight is traced on these maps in the control room of the simulator. The instructor makes the necessary control tower and check-point voice communications. Controls at the extreme right provide radio and navigation signals.

"Brain" of the simulator. Two rows of electronic devices comprise the analog computers and servomechanisms. In addition to literally thousands of electron tubes and resistors, the "brain" contains 100 servo motor-generator sets, 540 amplifiers and 2200 gears.



engineer said. "It must handle as many as forty variables at one time, including the six differential equations of motion. Then it must solve the problem and translate the answer into airplane motion, instrument readings and a visual television picture for the pilot."

Among those forty variables are engine thrust, fuel pressure, Mach number, altitude, rate of climb or descent, and many others.

**Simulator Design.** D.c. circuits are used throughout for several reasons. Direct current provides a higher degree of accuracy, eliminates the possibility of phase shift, harmonic distortion, erratic instrument motion and noise pickup. The circuits are simpler and therefore easier to maintain. Direct current also eliminates the fluctuations and variations inherent in most of the alternating current supplies.

The DC-8 simulator uses printed-circuit boards and utilizes various electronic systems. For example: the characteristics of the engines are carried electronically on one circuit board. If another engine with an extra 500 horsepower is to be inserted, the old engine circuit board is removed and the new one plugged in. This way "engines" can be switched in only half an hour.

A room behind the cockpit section is lined with tall, grey cabinets. On the left are racks holding various amplifiers and other electronic gear. On the right are small circuit boards and motors with spinning dials. Under each unit is a label: *Fuel Flow, Bank, Altitude*, etc. The computer essentially takes a rate of change, integrates it, and tells the crew through cockpit motion or instrument readings just what is happening.

**Televised Airport.** In the TV room there is a model airport made to scale mounted on a long wall. A television camera is mounted on two tracks which run the length of the model airport. The model is built to a three-hundred-to-one scale, and represents an area 21,000 feet by 3000 feet. The TV camera is connected to the computer system. If the pilot dives, the camera tilts down. If he climbs, the camera

(Continued on page 121)



**There Are  
ROBOTS  
Among Us**



By WILLIAM TENN

***Electronic robots, in one form or another, are influencing our daily lives . . . are we due for an "electronic revolution"?***

**T**HE AGE OF SCIENCE has made the word "robot" the focus of popular fears and hopes. The hope is that machines with minds, machines that can talk, think, and work like men, will give everyone a life of leisure. The fear is that robots will replace mankind, that they might run amuck and destroy their masters, that the robots will get us if we don't watch out. What was conceived as a work-saving machine has become the popular bogeyman of the age of science.

The robot nightmare hasn't been with us long, a little over 25 years. It pops up in films, in fiction, in newspaper editorials, every time someone develops a more advanced piece of programing for automatic machinery. When Remington Rand unveiled a computer which responded to written commands in ordinary English rather than computer code, prophets of mechan-

ical doom made dire predictions on the future of mankind.

It's about time we ask some straight questions and try to work out some reasonably clear answers:

- What are robots?
- Where did the idea come from?
- How close are we to developing mechanical men?
- How much do we have to fear that robots may "take over"?

**What Are Robots?** Various dictionaries and encyclopedias define a robot as a piece of machinery which does a job you'd expect a human being to do.

The first robot ever mentioned occurs in Greek mythology. He was Talos, a bronze "man" made by the god Hephaestus as a gift from Minos, King of Crete. The job of Talos was to run three times around the island of Crete in the course of a day,



The human mind has great difficulty keeping up with computations of IBM's 610 Auto-Point computer. This specialized mathematical robot solves a wide variety of problems in seconds. Hours of human effort are required to check the machine with pencil and paper.



This digital control computer—the Ramo-Wooldridge 300—performs human functions. It controls manufacturing processes automatically. Vice-presidents-in-charge-of manufacturing—BEWARE!

throwing huge rocks at any invaders from the sea—a Weapons Alert System and Guided Missile in one package! Talos had a single “vein” running from his neck to his ankle, stoppered somewhere in his foot by a large bronze pin. Medea, the wife of Jason, killed Talos during an invasion by pulling out the pin. In modern terms, that single vein could have been his main power cable and the pin his fuse.


Ali Baba's door in the Arabian Nights' story of the “Forty Thieves” which responded to the sound sequence signal of “Open Sesame” may have been the inspiration for the Televox, a telephone system invented in 1927 for the remote verbal control of various factory mechanisms.

*Frijthof's Saga*, written about the fourteenth century, supplies a tantalizing early hint of computer-directed sonar, Direction Finder and Televox. According to the saga, this redoubtable Icelander used no helmsman: he merely told his ship where he wanted to go—and she obeyed.

Most of these robots were more fable than fact, like the “automatic” chess player which fascinated all Europe in the eighteenth century—until some busy-body discovered a man inside the machine! Less wonderful, perhaps, but less phony, too, were the J. N. Maskelyne automatons, ex-

hibited in London between 1875 and 1880. One of them, Zoe, drew pictures; the other, Psycho, played cards and could do simple mathematics. These were, however, only a little more complicated than the flying and singing birds made in Switzerland for hundreds of years: both birds and automatons were merely clockwork mechanisms.

**Where Did “Robots” Originate?** The origins of the word *robot* are still a matter for argument. It may have been derived from various words meaning “work” or “compulsory service,” but the most logical source is the Czech *robotnik*—an ancient name for a serf. The robot can be considered a mechanical serf or slave. The play “R.U.R.” by Karl Kapek, produced in 1920, first gave the word *robot* to the languages of the world.



**Production line** robots grind out cylinder heads. Electronic "brains" control the robot motions. However, humans are required to maintain the highly specialized robot factory for all its ingeniousness.



For over a quarter of a century, the evolution of a mechanical-electronic robot has proceeded, in the pages of fiction, on the widening screens of movie houses, and, above all, in the popular imagination. Fritz Lang's 1926 film *Metropolis* featured a female robot who was the first of a distinguished cinematic line—a line which eventually included such brainy clankers as the robot from another planet in *The Day the Earth Stood Still* and the swivel-headed Robby in MGM's *Forbidden Planet*. A delightful series of stories by Isaac Asimov, which was recently brought out in book form under the title *I, Robot*, even covers the possibilities of a revolt by having "Three Laws of Robotics" built into the circuits of his metallic characters!

Robots, as we visualize them today, are a

relatively recent idea, an idea still being developed in the engineering mind as well as in the more colorful imagination of the man in the street.

**Mechanical Men?** Here's a definition in terms of modern conceptions. Robots are basically mechanical rather than protoplasmic creatures, whose control and sensory apparatus is electrical rather than neural.

(Continued on page 126)




**Robots and humans, fact and fancy.** The human shape of the monster on the right is probably the most impractical construction for a mechanical robot. The computer on the left can't go dancing with its operator, but it's the real version of the age-old robot dream.


December, 1958








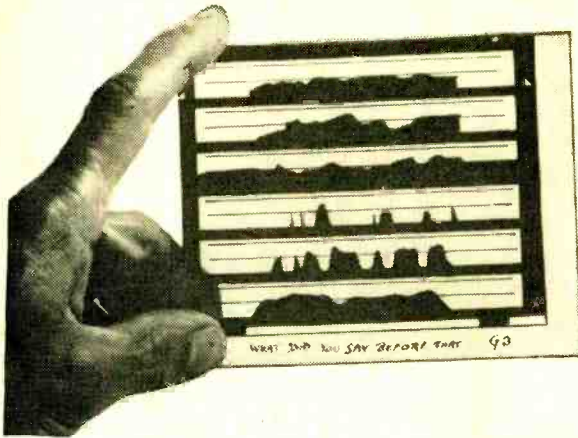
**1** Born on the drawing board, every dimension and shape of the stereo cartridge had to be drawn and studied before orders were given to tool up for production. Scale drawings, many times the size of the tiny cartridge, make it possible to spot the smallest potential trouble-spot.



**4** A special jig, designed by Sonotone, measures the compliance of the assembled laboratory model. An electrically actuated vibrator moves the stylus in the same way a standard record groove would and thus permits the exact computation of the stiffness of the stylus mounting assembly.


**5** As the cartridge is checked on a standard test disc, a graphic record of stereo channel separation is made. A recording oscillograph, in conjunction with highly accurate filters, decade amplifiers, and meters, is used for simultaneous testing of both of the channels of the completed cartridge.





**Breathing, tongue and lip action is painted in profile on a glass slide (left). The machine (below) reads the slide and "speaks" the printed phrase.**

## ***PAT* does the talking**



**"PAT"** is the nickname given to a British talking machine which creates all the sounds that are normally used in speaking, and can string them together to produce the illusion of complete words and phrases. It can, in fact, talk.

In place of the human vocal cords, PAT (short for Parametric Artificial Talker) has an electron tube oscillator. In place of tongue and lips which normally vary the size of the mouth cavities, electrical resonators are provided and their resonant frequencies varied.

When the machine has to make hissing noises, it turns on an electronic "random noise generator." By the manipulation of six different controls, it is possible to make tolerably good imitations of all the different sounds normally used in speaking. The six "parameters" control the loudness and pitch of the vocal cord oscillator, the loudness of the hiss generator and the frequencies of three resonators (which correspond to particular positions of tongue and lips.)

There is, however, a great difference between making isolated speech sounds and talking, as every proud parent knows. In order that PAT may be able to utter connected words and phrases, a controlling device has been designed which may be


likened to the nerves and muscles which control our vocal organs.

Six simultaneous signals are sent by the controller to different parts of the sound synthesizer just as, when we speak, our brain simultaneously regulates air pressure in the lungs, tenseness of the vocal cords, and positioning of the tongue and lips. The values of the signals required to synthesize an utterance are worked out beforehand and presented to the controller in a form that can be "read" electronically, by means of a cathode-ray tube and a photocell.

Why design a machine to do rather badly what any child can do much better? The fact that PAT's speech is intelligible proves that speech can be specified by signals which can be sent over very narrow bandwidths, enabling 20 or 30 times as many simultaneous conversations to be carried on long-distance telephone links.

-30-

By  
**GAYLORD WELKER**



**SPARKY**

This is the first of two articles describing the construction of Sparky the Robot Pup. Sparky will be an interesting project for the advanced gadgeteer. Next month Sparky's "brain" construction will be given. Readers with a well-equipped workbench and relay circuit experience should find Sparky both novel and challenging.

—The Editors

**SPARKY**  
*the*  
**Robot**  
**Pup**

**"ROBOT"** is still something of a catchword in this age of technology, carrying with it a hint of terrible power and a suggestion of the implacable machine. Yet robots are already with us, doing their jobs quietly and efficiently in our factories and homes.

Not everyone agrees on what a robot "is," but a good idea is given in Edmund C. Berkeley's definition: "A robot is a machine made out of hardware, wire, etc., which can receive or "sense" information from its environment using its sense organs, perform actions or display behavior using its acting organs, and perform

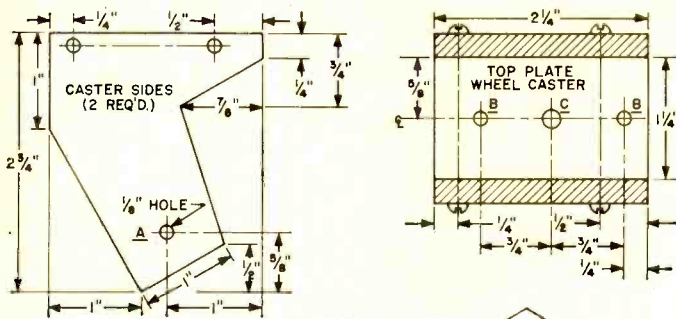


Fig. 1. Caster sides and top should be screwed together. Resultant caster assembly should be rigged.

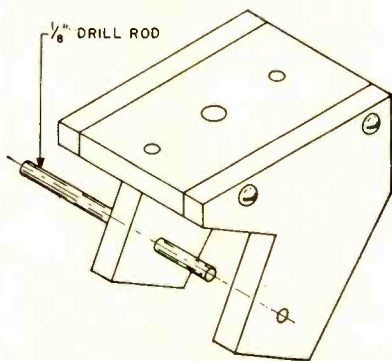


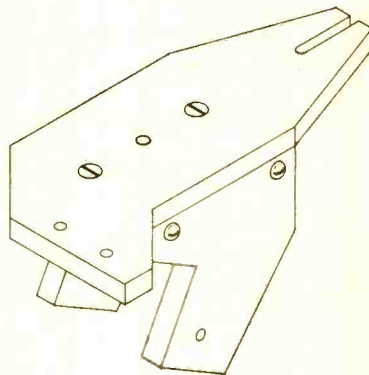
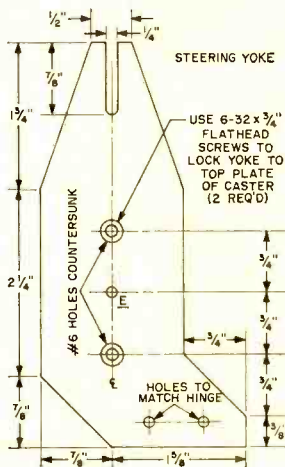
Fig. 2. Carefully cut steering yoke to exact size (below, left). Secure the finished piece to the caster assembly top (below).

logical or arithmetical operations correlating the sense impressions and actions, using its thinking organs for a brain."

This article, the first of two, tells how to construct a simple robot. Since Sparky only has three brain cells to think with, he isn't very bright. But there are other things to recommend him aside from his good disposition. He is the "gadgeteer's dream." And when he's running busily around the floor, he may remind you of an inquisitive puppy, skittering from one attraction to the next. That's the only thing he's been "trained" to do . . . so far.

**Platform Details.** Basically, the robot pup is composed of a 10"x12" tricycle platform of an approximately oval shape. The platform should be fairly rigid and built of 1/4" Plexiglas, Masonite, plywood or heavy sheet metal.

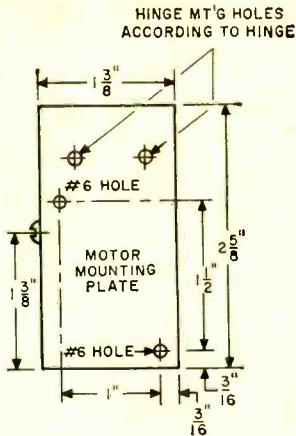
The hole for the drive unit should be cut so that the wheel and motor will have room to turn. Supporting members for the various components are fabricated of Plexiglas or aluminum and can be mounted on



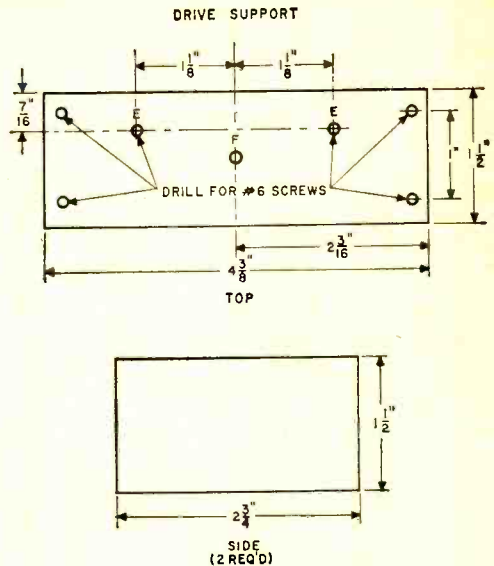
the platform with sheet metal screws or nuts and bolts.

**Drive Motor Assembly.** After shaping the platform, start construction of the drive motor assembly. This installation will determine the position of the other components.

Cut out three rear-wheel caster pieces as per Fig. 1, clamp the two side pieces together in a vise, and drill a 1/8" axle hole at "A." Assemble the caster unit, using washers to space the rear drive wheel in the center of the shaft. The wheel should

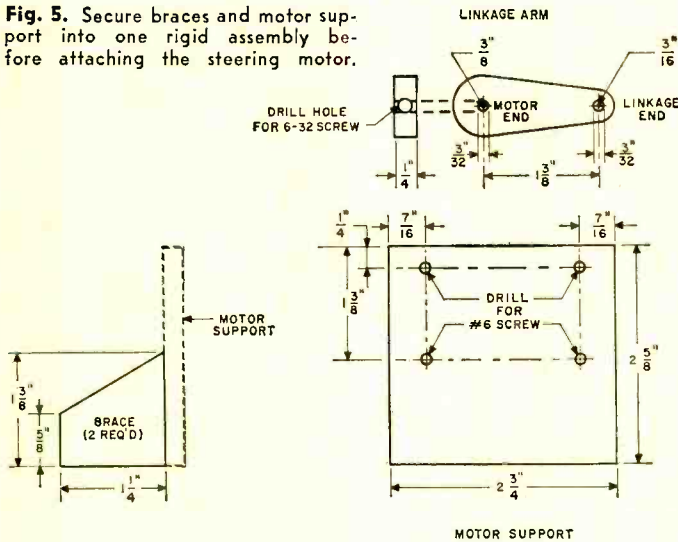


**Fig. 3.** Mount motor to motor mounting plate. Then attach assembly to steering yoke by means of a hinge.



**Fig. 4.** Drill drive support holes at their exact locations.

**Fig. 5.** Secure braces and motor support into one rigid assembly before attaching the steering motor.



turn freely on  $\frac{1}{8}$ " axle rod but should not "walk" from side to side.

Cut out the steering yoke as per Fig. 2. Place flat-head screws through holes *D* in the steering yoke, and bolt it to the top of the caster assembly through holes *B*. Now drill the pivot bolt hole (*E* in yoke and *C* in caster) and tap for the 10-32 pivot bolt.

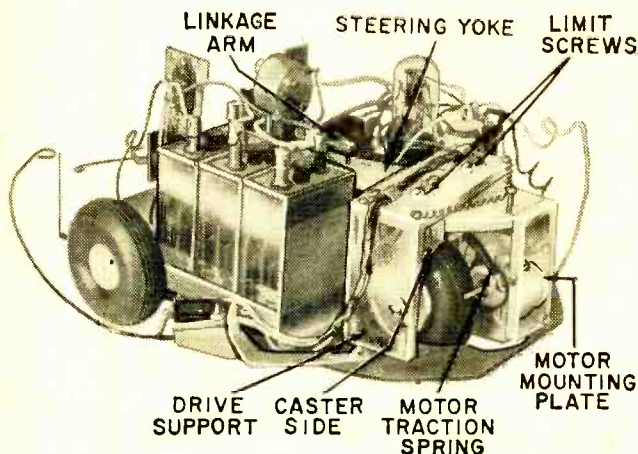
Next, install the Aristo #4 permanent magnet motor on the motor mounting plate (Fig. 3) so that the long shaft of the motor will bear against the rear wheel tread. Suspend this motor assembly on the rear

of the steering yoke with a small hinge, taking care that the wheel does not rub against the motor body.

The motor mount should be loaded with a small coil spring so that the motor shaft bears against the wheel firmly. Assemble the U-shaped drive support bracket (Fig. 4), and install "limit" screws in top plate holes *E*.

Mount the previously assembled drive unit within the drive support with the 10-32 pivot bolt through *F* and into tapped hole *C* (Fig. 1) and *E* (Fig. 2). Tighten screw, then back it off to allow free swiveling. Place nut on screw end and tighten to lock it. Then mount this whole assembly on the platform so that the wheel assembly can swivel freely between limit screws.

A centering device for the steering yoke



Here is a picture of Sparky upon completion. The constructed assemblies are shown in their required locations.

linkage arm from  $\frac{1}{4}$ " Plexiglas as per Fig. 5. Install a 1"-long #4 screw in hole G, and mount the linkage arm on the long shaft of the motor with a setscrew. The #4 screw

should project down towards the motor body. This steering motor, incidentally, will not be free to rotate fully as it is being used as a "torque motor" to turn the steering yoke.

Mount the steering motor on the steering motor support with the long shaft up. Install the whole assembly in the center of the platform in such a way that the #4 screw in hole G seats loosely in the inner end of the steering yoke slot. The yoke and the linkage arm should both be lined up on the center line of the platform; otherwise the camming action will not function correctly.

**Front Wheels.** The front wheels are mounted on separate  $\frac{1}{8}$ " axles and are locked to the axles by a setscrew or a blob of plastic metal. The platform is hung from these axles by Plexiglas or metal bearings.

A sufficient number of washers to keep the wheels from rubbing the side of the platform are installed between the wheel and the bearing. Two washers and a blob of plastic metal are used to anchor the inner end of the axle.

**Batteries.** Power is furnished by three 2-volt wet cells in series which are rated for 3 ampere-hours. The cells are clamped together and mounted firmly to the platform with a metal strap.

There is a certain amount of bumping around as the little fellow goes his way, and we don't want his power supply tearing loose. The batteries can be connected directly to the drive motor leads for testing purposes. Switch leads to reverse motor direction.

-30-

## PARTS LIST

- B1—Three 2-volt wet cells (Aristo Type 23)
- C1—50- $\mu$ d., 25-volt d.c. electrolytic capacitor
- H1—Electric horn (Aristo Edu-Kit B 1-35)
- L1, L2—6-8 volt blinker light
- L3—6-8 volt #47 pilot light
- M1—Steering motor (Aristo No. 5 PM motor)\*
- M2—Drive motor (Aristo No. 4 PM motor)\*
- RL1, RL2—4-p., d.t., 6-volt d.c. relay
- RL3—Thermal delay relay (Amperite 6C3)
- S1—S.p.s.t. toggle switch
- S2, S3—S.p.d.t. feeler switch (V3 Microswitch)
- S4—S.p.s.t. cam-operated leaf switch
- 3—3" wheels with 1" aluminum hub,  $\frac{1}{8}$ " bore (Perfect)\*
- 1—12" length of  $\frac{1}{8}$ " drill rod (axles)\*
- 1—1" cabinet hinge\*
- 1—Shell (any container which conforms to robot shape—author used 14" thin aluminum dishpan)
- 3—Dial light sockets
- 1—Octal socket
- 1—5-pin male and female socket for interconnection of shell and robot's innards
- Misc.  $\frac{1}{4}$ "-thick Plexiglas scraps (see Figs. 1 to 5); screws; springs; washers; hardware; and plastic metal or cement


\* Only these parts are required for the construction details given this month.

Parts can be supplied by:

- Berton Plastics, 79 5th Ave., New York, N. Y.
- Gyro Electronics Co., 36 Walker St., N. Y., N. Y.
- Microswitch Div., Minneapolis-Honeywell, 24-30 Skilman Ave., Long Island City, N. Y.
- Polk Hobbies, 314 5th Ave., N. Y., N. Y.

must be made with two opposing low-tension coil springs which will act to re-center the caster assembly when the steering motor is off. Otherwise, the rear wheel will continue to steer in the same direction given it by the last impulse of the steering motor.

**Steering Construction.** Cut out the steering motor support, support braces and



## HV Neon Voltmeter

By I. C. CHAPEL

A HIGH-VOLTAGE VOLTMETER can be built with a sensitivity equal to a vacuum-tube voltmeter at a cost of about one dollar. The secret is in the special characteristics of the neon glow lamp. The circuit shown was used successfully for testing the "Geiger Gun" (POPULAR ELECTRONICS, July '57).

**Construction.** A folded plastic "bread-board" was employed by the author, but any small plastic box will do. An octal socket serves as a plug-in switch assembly.

Mount the two neon lamps where they can be easily seen, solder the resistors to the socket terminals as per the numbers in the schematic, and add short lengths of


well-insulated test lead wire for the *Selector* probe and clips.

Clean all parts to remove dust, solder flux and foreign particles. (It does not require much dirt to measure 1 megohm, and that much in the wrong place would prevent the proper indications of the neon lamps.)

**Calibration.** The resistor network  $R_4$ ,  $R_5$  and  $R_6$  connected across  $NL_2$  is a shunt resistor which serves as a known load from which a voltage drop can be calculated.

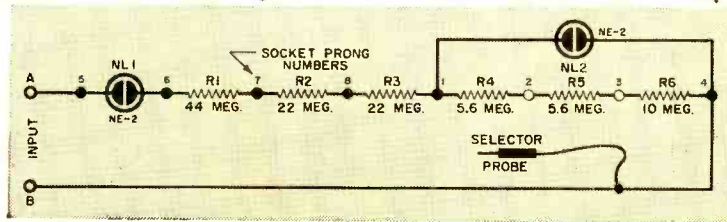
For instance, if the *Selector* probe is connected to prong 2,  $R_5$  and  $R_6$  are shorted out. The shunt is 5.6 megohms and the total circuit resistance is 93.6 megohms. The ratio of the input voltage to the voltage required to flash  $NL_2$  is about 17 to 1. Assuming 70 volts as the breakdown voltage, then 1190 volts will be required across  $AB$  to flash  $NL_2$ .

When the *Selector* probe is connected to



### PARTS LIST

- NL1, NL2—NE-2 neon lamp
  - R1—44 megohms (two series-connected 22-meg-ohm resistors)
  - R2, R3—22 megohms
  - R4, R5—5.6 megohms
  - R6—10 megohms
  - 1—Octal socket
  - 1—Selector probe
  - 2—Alligator clips
- All resistors  
1/2-watt



**Note** how the socket terminals are used as mounting lugs in the above view of the high-voltage voltmeter.

prong 3, 630 volts are needed to flash NL2. If the probe is not used, NL2 flashes at 350 volts.

The resistor values may be changed to suit other conditions by calculating the ratio of voltage drop across the NL2 shunt resistor to the total drop across the circuit.

**Operation.** Connect terminals A and B across the d.c. voltage to be measured. Neon lamp NL1 will glow if the applied voltage is above 75 volts. NL2 will also glow or flicker when the applied voltage

is 1190 volts (Selector probe in prong 2), 630 volts (prong 3) or 350 volts (Selector probe not plugged in).

A.c. voltages may be checked also. The readings will be peak a.c., not the standard r.m.s. reading. If NL2 flickers, the voltage indicated has been reached. A steady supply voltage will cause a steady glow in the neon lamps.

The neon voltmeter can solve such problems as: Is there leakage between transformer windings? How long will capacitors hold a charge? Where is the largest voltage drop in a circuit? Are sockets, tie lugs or switch surfaces leaky, etc? —30—

## TAPE PRINT-THROUGH PROBLEM SOLVED


Print-through, an old problem plaguing tape recording fans, has at last met its master, according to Audio Devices Inc., 444 Madison Ave., New York 22, N. Y. An interesting little gadget called the "Echoraser" can provide up to 10 db improvement in the signal to print-through ratio on tapes that are one month old and up to 6 db improvement on tapes three years old.

The "Echoraser" package consists of two erasers, one for removing up to 9 db print-through and a second eraser to remove as much as 18 db from tapes that are more seriously affected. The "Echoraser" needs no power to operate, consisting of a chromi-



um-plated brass upright bar with a small energized area. It can be permanently installed on any tape machine.





# Bandspread

By TOM KNEITEL

## QSL'ing the Coast Guard

**T**HERE CAN BE no denying that the loud clamor heard in recent years has been the sound of receiver bandswitches click-clicking out of the crowded short-wave broadcast and ham bands into the wide open spaces of never-before-used phone and c.w. communications bands. Why? Because more and more of the boys are discovering that you can have some pretty exciting and interesting sessions listening to communications stations (or "utility stations," as they are known). This fever has not only hit SWL's, but also hams, right from Novices to the dyed-in-the-wool Extra-Class boys.

For our money, the U. S. Coast Guard is one of the most "hairy-chested" outfits in business today. In addition to guarding our coasts (no small chore), they also perform a suitcase-full of feats of derring-do such as patrolling icebergs in the storm-tossed North Atlantic, patrolling the weather (and we *don't* mean

off the Miami coast), and search and rescue operations . . . not to mention that they maintain many "Life Boat Stations," and some 39,000 aids to navigation, many located at isolated Loran Stations, lightships and lighthouses.

Of course, to try to do all of this without the aid of radio communications would be almost as foolhardy as sending a reception report to the BBC and expecting a QSL. Being the "hep" outfit that it is, the Coast Guard makes more use of radio communications than just about anyone else you can shake an antenna at, thereby providing lively listening for anyone with a short-wave receiver and more interest in what's going on than spending his time watching the antics on Channel 3.

**Lively Listening.** When you get to know the ropes of listening to Coast Guard stations, you'll feel the salt spray splattering against your log book as you enter any one

Well known along Kilo-cycle Row are the many USCG Lightships, identified by the double "N" prefix on their call letters. This one: NNBA.



Station	Location	Station	Location
NIK	Argentia, Nfld.	NMN	Norfolk, Va.
NMA	Miami, Fla.	NMO	Honolulu, T. H.
NMB	Charleston, S. C.	NMP	Northbrook, Ill.
NMC	San Francisco, Calif.	NMQ	Long Beach, Calif.
NMD	Cleveland, Ohio	NMR	San Juan, P. R.
NMF	Boston, Mass.	NMV	Jacksonville, Fla.
NMG	New Orleans, La.	NMW	Seattle, Wash.
NMH	Washington, D. C.	NMX	Baltimore, Md.
NMI	Woods Hole, Mass.	NMY	New York, N. Y.
NMK	Philadelphia, Pa.	NOF	St. Petersburg, Fla.
NML	St. Louis, Mo.	NOY	Galveston, Tex.

Table 1. Call letters of the major USCG radio stations.



A typical USCG shore station radio installation is the International Ice Patrol HQ at Argentia, Newfoundland.

of the many units to be heard, from San Juan, P. R., or Tillamook Rock, Ore., to Honolulu, Hawaii. And after you wring the salt spray out of the log book, you can send them a reception report and stand a pretty good chance of receiving a QSL in return, if you're sharp enough to send them a prepared reply card.

There are hundreds of Coast Guard radio stations and cutters (in case you don't know, a "cutter" is a Coast Guard ship) in operation, so obviously we can't list them here. However, there are a number of "central" high-powered stations, which are the ones most often heard over great distances, and they are listed in Table 1.

The smaller stations, usually 50-watters, are located at lighthouses and Life Boat Stations and are substations of a specific

"central" station (their call letters are comprised of the call letters of their "central" station affiliate, plus one or two digits).

**Making Reports.** Reception reports to the "central" stations should be addressed to: Communications Officer, U. S. Coast Guard Radio Station, city of location. Reports to the substations can go in care of their "central" station affiliate, with the call letters of the secondary station written above the "Communications Officer" line in the address. Also, the envelope should be marked, "Please forward to unit named."

Cutters have four-letter calls, all beginning with the letter "N." If you should hear any call that you want identified, drop us a card and we'll see if we can locate it for you.

A listing of the major Coast Guard phone and c.w. frequencies is shown in Table 2. Code stations are spread all over the dial, from 2 to 25 mc. In addition to these frequencies, the cutters are usually equipped with crystals for a whole slew of "Marine Operator" frequencies.

Phone (kc.)	C.W. Frequencies (kc.)				
2182	2666	4050	7530	12750	
2662	2674	4298	7785	12786	
2670	2682	4337	8574	12889.5	
2678	2690	4575	8650	16983.2	
2686	2698	4795	8682	17146.4	
2694	2706	5320	8734	17247.2	
2702	3241	6383	11515	18722.5	
3253	3389	6509	12150	22545	
				25380	


Table 2. Most used frequencies of USCG stations.

We're interested in receiving information on utility stations you have heard or QSL'd. If you haven't heard any yet, try it the next time the man calls "CQ DX AC4" on top of your c.w. practice station, or when Big Ben's chimes clang on top of Radio Lower Slobovia's S-2 carrier.

-30-

# Appliance Tester

By LEON REISSMAN



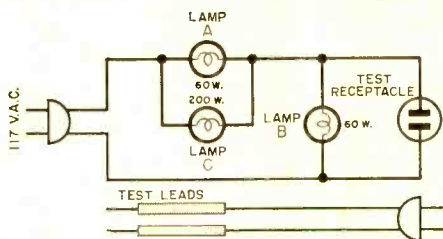
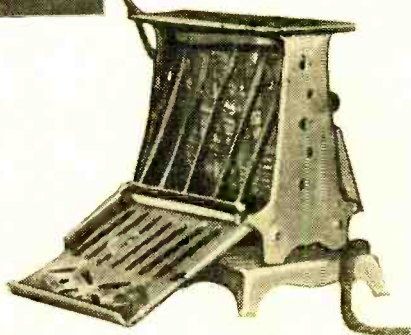
The test indication card shown below can be glued to appliance tester panel for convenience.

**A**N appliance tester permits rapid checking and testing of all high-wattage electrical appliances. Discarded waffle irons, toasters, lamps and electrical mixers can be dusted off and checked out quick as a wink.

Just plug the tester into 117 volts a.c. and plug the appliance into the *Test Receptacle* on the tester. The appliance tester will immediately indicate a short circuit, open circuit or normal operation.

Insulated test leads can be plugged into the *Test Receptacle* and used to check short or open circuits in the appliance's circuitry at any point.

-30-



## HOW IT WORKS

With no load, lamp *B* is effectively across the a.c. line and it burns brightly. The combined internal resistance of parallel lamps *A* and *C* is low and there is very little voltage drop; hence they do not light.

When a short-circuited appliance is connected to the *Test Receptacle*, it effectively shorts out lamp *B*. Lamps *A* and *C* are therefore connected directly across the a.c. line and light at full strength.

When a normal operating appliance is connected to the *Test Receptacle*, lamp *A* is fairly bright and lamps *B* and *C* burn with much less than normal brilliancy. The light intensity of lamps *B* and *C* varies with the rated wattage of the appliance under test. Experience with several known good appliances of different wattages will enable you to estimate current drawn.

APPLIANCE	TESTER INDICATIONS
1. OPEN CIRCUIT	LAMP B AT FULL BRILLIANCY LAMPS A AND C DARK
2. SHORT CIRCUIT	LAMP B DARK LAMPS A AND C AT FULL BRILLIANCY
3. NORMAL APPLIANCE	LAMP A CLOSE TO FULL BRILLIANCY LAMPS B AND C LESS THAN FULL BRILLIANCY

## PARTS LIST

- 4—Porcelain surface mounting lamp sockets
- 1—Screw-in lamp socket receptacle
- 1—10' length of #18 lamp wire
- 1—200-watt lamp
- 2—60-watt lamps
- 2—Insulated test prods
- 1— $\frac{1}{2}$ " x 24" x 12" plywood panel
- Assorted wood screws and hardware

# Choosing Your TV Antenna

By RUDOLF F. GRAF

**T**HE BEST TV ANTENNA made isn't good enough for *your* set unless it's matched to the needs of *your* location. Distance from the transmitter is the biggest factor affecting TV reception, but local terrain, adjacent buildings, or mountains can cause the signal to come in strong or fade out altogether regardless of distance. The only way to insure a good signal is to choose the right antenna for your location and for the channels used most frequently.

Television reception areas are broadly classified by their distance from the station:

- Primary or local area (up to 35 miles)
- Semi-fringe area (up to 50 miles)
- Fringe area (up to 75 miles)
- Deep fringe area (up to 200 miles)

By the time the signal reaches the receiver location, it may be quite weak. Therefore it's important to have the best possible antenna installation. Height, type and direction are all important factors.

Adjacent-channel interference, which is a frequent troublemaker, seen as weaving diagonal lines, is caused by a signal from the next higher or next lower station. If you are tuned to Channel 11, for example, a strong station on Channel 10 or 12 may cause adjacent-channel interference.

On the other hand, co-channel interference (vertical "windshield wiper" or horizontal "Venetian blind" black bars) is caused by a station operating on the same channel as the one we are trying to receive. This trouble usually crops up if the TV set is about half way between two stations on the same channel.

Both of these types of interference can be eliminated with sharply directional antennas. In the case of adjacent-channel interference, a single-channel Yagi with a filter at the receiver may work wonders.

Folded dipole with reflector. One antenna for channels 2 to 6, another for channels 7 to 13; each necessary if both high and low channels are to be received.

Conical or fan-type antenna. Model shown has high-channel stubs. A very popular antenna, with moderate gain and directivity.

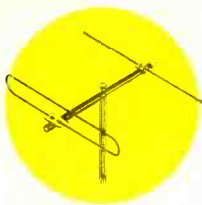
Vee-beam antenna. Low gain on Channels 2 to 6, fair on 7 to 13. Each of four elements should be at least 45" long; if not, reception on low channels will suffer, and antenna should be used on high channels only.

High-low antenna. Individually adjustable dipoles with reflectors. Good all-around antenna for primary signal areas.


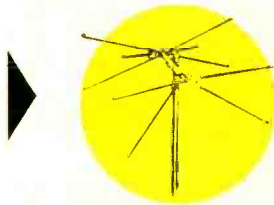
In-line antenna. Fairly directional all-around antenna with good gain.

No amount of receiver adjustment will banish a ghost caused by reflections from buildings, mountains or other objects. Antenna re-orientation or replacement are the only certain cures.

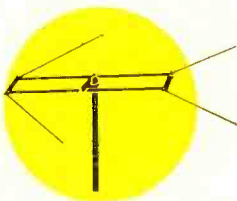
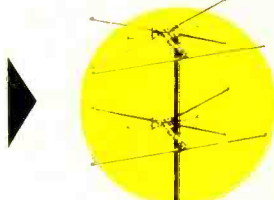
The roof or outdoor antenna is easily the best and most efficient type. It is desirable in primary areas and absolutely essential in fringe areas. It may be a single-channel, selective-channel or all-channel job. About 50 different designs are available today but selection of any particular one depends greatly on the terrain. —30—



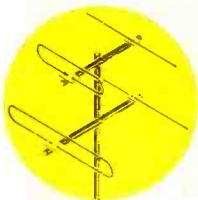
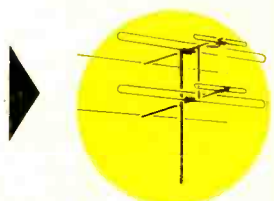
Conical antenna with conical reflectors. Similar to previously mentioned conical antenna but slightly more directional.



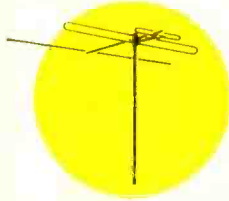
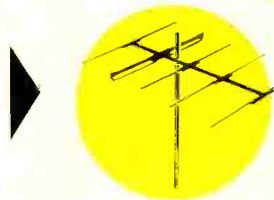
Stacked conical with straight reflectors. A moderate-gain broadband antenna for use in semi-fringe areas.



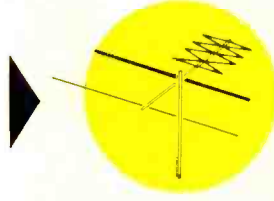
Stacked in-line antenna. Effective moderate gain assembly with good response over all of the various channels.



Five-element Yagi. High-gain directional single-channel antenna. Separate antenna required for each channel.



Helical Yagi. All-channel antenna with moderate gain. Performance better on higher channels than on low.



## ANTENNA DICTIONARY

**Boom (Crossarm)**—The horizontal bar or tube which serves as mechanical support for all the antenna elements.

**Dipole**—The simplest of all TV antennas, consisting of two electrically unconnected rods or tubes arranged end to end. Transmission line is connected in center.

**Directivity**—Ability of an antenna to select signals from one or several desired directions. Antennas may be "unidirectional"—receive signals from one direction only, or "bidirectional"—receive signals from opposite directions but not from the sides, or "omnidirectional"—receive signals from any direction.

**Director**—A parasitic element placed in front of the driven element for increased gain and directivity.

**Driven Element**—That element (or elements) which "collects" the TV signal. It is connected to the TV lead-in.

**Element**—Every one of the working parts of an antenna is called an element. It may be either driven or parasitic.

**Front-to-Back Ratio**—A numerical ratio showing how much more signal is received from the front of the antenna than from the back.

**Gain**—A figure expressed in decibels (db) which indicates the signal gain of a particular antenna type over that of a simple dipole.

**Mast**—The heavy vertical tubing which supports the antenna. The crossarm is usually bolted to the mast.

**Parasitic Element**—An element or elements not directly connected to the driven element. Parasitic elements act as directors and reflectors for increased signal strength and directivity.

**Reflector**—A parasitic element or elements placed behind the driven element for increased gain and directivity.

**Stacking**—Two or more antennas joined together electrically with stacking bars or a stacking harness.

**Twin Lead**—The transmission line which carries the signal captured by the TV antenna to the TV receiver.

**F**IRST OFF, let me tell you that the MRS is no off-the-shelf commercial computer. MRS stands for Multipurpose Research System, and we designed and built the whole works ourselves at the Research Institute. Consequently, we can blame only ourselves for the design features that led to all the troubles. Everyone on the staff still feels that the basic concepts are sound but we unanimously agree that some changes will have to be made before MRS can be a dependable computer system.

MRS is a well-built hunk of hardware with just about everything a computerman

manufacturing bugs, we finally got MRS "on the air" and running. The first month of production computing was a spectacular success with a minimum of intervention from the maintenance unit.

Then the brass of the Institute came around for a demonstration and to hear us brag. A machine difficulty will occur at such times with a probability of one. It occurred.

Right in the middle of the demonstration run MRS stopped computing, and the Maintenance-in-Progress light popped on. This was unexpected, and at first we were

**A temperamental MRS computer doesn't always follow instructions—and self-programs a surprise that only another computer could understand**

# MRS

could want. She's got microprogramming, built-in compiling routines, half a billion words of high-speed memory, a basic pulse rate of a micromicrosecond, and fantastically fast input-output scanners that work with a whole printed page at a time.

But the most interesting feature is the automatic diagnostic and maintenance circuitry. This is sort of a separate sub-computer in itself. MRS runs her own diagnostic programs and on the basis of the results does her own maintenance. MRS can also do a certain amount of modification of her own circuits and units to improve them or for maintenance reasons. And right there is where we must have goofed.

**A**FTER the usual initial start-up with its nightmare of cold solder joints, mismatched connections, and other sundry

pleased. Here was a chance to give a real demonstration of the machine's ability to repair itself.

Everyone in the machine room watched entranced as the removal arms rolled over to the main arithmetic unit, plucked out a rack of adder circuit, and disappeared with it into the maintenance unit. We expected the arms to return within twenty seconds with the new adder and the demonstration to proceed. Instead the Maintenance Monitor flashed, "Part AD 7732, binary adder, out of stock." Every computerman in the room inwardly groaned.

At the time there was nothing to do but plug in an adder by hand and get the show on the road again. The visiting dignitaries were duly impressed by everything, but the computer staff was perturbed. There should have been plenty of spare parts in the internal stock bins to handle the situation,


but later, when we looked in the bins, some of the parts were missing.

**A**ND THAT was just the beginning. For the next several months MRS played this game with us. Parts, both good and bad, disappeared into the innards of MRS, and try as we might, we could find no clues as to what was happening to them. MRS was doing some obscure hardware work internally which we didn't understand. Since this idiosyncrasy caused no large amounts of delays in the computing schedule, the Chief Computerman refused

around, the Maintenance-in-Progress light was shining brightly.

And there were mornings when MRS acted just plain sluggish. We would watch the voltage monitors, and those meters would take just too much time to get up to the proper levels. We checked the power coming into the machine room, and it was okay. This bug also defied discovery. MRS was just going to take her own sweet time about getting ready to work.

**T**HINGS were fast coming to a head. We were running MRS three shifts now just



**By HUGH B. BROUS, JR.**

to let us shut down MRS to investigate.

About a month after this cannibalism began, we ran up against a second class of difficulties. MRS refused to accept data for certain types of problems. We would feed the data sheets into the scanners, fire up the program in the usual manner, and almost immediately we would get output. This output consisted of nothing but the input data, unprocessed. No amount of checking of both the data and the machine itself could find the cause of this cute trick. But just when the Chief was ready to say shut her down, the difficulty went away.

This bug was replaced in a few days with a new one. The warm-up time in the morning, instead of lasting the usual twenty minutes, started stretching out to an hour or longer. There were days when we waited until almost noon for a ready light. During much of this dilly-dallying

to get the work out. Dozens of times a day the maintenance light would turn on, and the removal arms would go wandering around the room somewhere. Almost continuously we could hear the built-in drills or grinders or something working away inside the maintenance unit. And in spite of a hundred tons of air conditioning, there was always the smell of burnt solder flux in the machine room.


Finally the Chief threw in the towel. He gave the order to shut down MRS for a while and for us to dig in and modify the automatic maintenance. Maybe with part of this operation on a manual basis and dependent upon human decisions, we would be able to get more good time from the computer. However, we had one important job to do before the shut-down, and I drew the duty to sit with MRS on this last run.

*(Continued on page 125)*



# *Electronics Today*

**The phone booth** of the future, designed by Bell Telephone Laboratories, will have a plastic bubble dome for maximum visibility. It will be installed in an indoor area, such as a railway concourse.



**Huge environmental** test chamber, designed by Tenney Engineering for supersonic aircraft and missile testing, has temperature range from  $-100^{\circ}$  to  $+1200^{\circ}$  F, and can simulate 150,000-foot altitudes.




**Solar cells** on top of helmet power a tiny transmitter and receiver during daylight. The silicon cells also charge four small storage batteries to operate the set at night. (U. S. Army Photo)






**This big flipper** protruding from the hull of the "U.S.S. Compass Island" reduces the ship's roll by as much as 90%. A gyro unit controls the fins electronically. The extra stability helps the ship launch missiles with much greater accuracy. (U. S. Navy Photo)



**When the "Kingfisher"** missile lands, its long nose sticks deep in the ground and prevents damage. The parachute draped over the tail of the Lockheed missile slows it down so it can be used again as a supersonic target missile.



This driver can pick up the phone and dial a number just as he would with a conventional telephone.



**A** TWO-WAY radio dialing system between roving vehicles and base stations operates through a telephone answering service to provide round-the-clock service in Sarasota, Florida.

The operator of a car or truck can dial other subscribers to the service with the same privacy afforded by conventional telephones. And it's not necessary for the operator of a vehicle to monitor all calls to be sure to get one intended for him.

The system also leaves its calling card. Should the driver be absent from his vehicle, its horn blows for six seconds to announce an incoming call. Then a buzzer sounds for six seconds. This is cut out by a red warning light that glows until the driver returns, telling him that a message awaits. Any subscriber may talk to any other subscriber through the central-office 250-watt transmitter which provides 75-mile coverage.

Each phone unit is designated by special dial numbers of only three digits. The driver simply reaches for his directory as he would for a telephone directory, hunts up the three-digit number of the person he wants to contact, and dials the trio of digits, without alerting others. Or a special number may be dialed to signal a group of vehicles or all mobile units simultaneously.

In addition to the mobile units in vehicles, walkie-talkie units can be used in areas impassable by a vehicle.

## **Dial While You Ride**

By **HARRY J. MILLER**

-30-

*This is MARS Station AF4FYC in Barnesville, Ga., opening Eastern Net No. 3 on an assigned frequency of 4595 kilocycles. Roll Call will begin immediately following the next broadcast. Stand by.*

*This is MARS station AF4FYC in Barnesville, Ga., starting operations. Stations within Eastern Net No. 3 will now answer roll call. . . .*

a program for servicemen and reservists only. But today a tremendous number of MARS members are civilians without any military affiliations. Take the Army part of the program, for example. It has about 560 MARS stations on military posts but over 4000 members are civilians.

All it takes to join MARS is an FCC radio amateur license and equipment capable

## A MARSman TELLS ALL



By ART ZUCKERMAN

U. S. Army Photograph

**Amateurs are coached in all phases of radio communications  
—they provide emergency service in times of disaster**

**E**ACH WEEK calls such as the above launch amateurs all over the country on a two-hour on-the-air training session with the Military Affiliate Radio System. A joint U. S. Army and Air Force program, MARS has been responsible for teaching thousands of hams, in uniform and out, more about their favorite hobby. By participating in MARS, amateurs have gotten the benefit of topnotch coaching to sharpen their on-the-air technique. They've even received surplus equipment to use in improving their own rigs.

When MARS started out in late 1948 as the Military Amateur Radio System, it was

of operating on at least two MARS frequencies. Would-be amateurs who lack both license and equipment can still participate by belonging to a school or private radio club that holds a MARS membership. Enrollment in a Reserve or National Guard unit with a MARS station offers an extra method of participating.

A typical MARS local net might include among its members a high school junior, an electrical engineer, a stock broker and an auto mechanic. To keep in good standing, a member must take part in at least six hours of drill every three months. Considering that each net is usually on the air

once a week, this requirement is easy to meet.

**Membership Benefits.** Operators of MARS stations find it pays to stay in the program. They get a good deal more than on-the-air training out of it.

A member is eligible to take, without charge, a whole slew of correspondence courses offered by the Army Signal Corps and the Air Force Extension Course Institute. Through this program, members can learn more about such things as electrical fundamentals, radio fundamentals, radio receiver servicing, and amplifiers. They can even get the lowdown on television and cathode-ray tubes. For the advanced amateur, there are courses in FM and microwave propagation, among others.

On top of that, a MARSman in good standing is entitled to long-term loans and outright gifts of certain surplus equipment. A few members have received complete transmitters and receivers, though this is admittedly rare. It isn't at all unusual for a member to get such items as crystals, tubes, chokes, resistors or switches. Generally those who do the most get the most.

The Air Force has even worked up a point system along these lines.

The MARS member who finds himself going into the Army or Air Force gets still another benefit. He can obtain a certificate of participation to use during his pre-induction processing. It won't guarantee a communications assignment, but it will go a long way toward getting one.

**Services Performed.** Both the Army and the Air Force consider MARS a very handy thing to have around. In case of either a civil or military emergency, it provides them with a topnotch backup system that could take over should regular communication channels be overloaded or out of commission.

Personal messages between GI's and their families, which make up much of the traffic

during training drills, help boost Armed Forces morale, especially overseas. And, though membership involves no military obligation, MARS offers the Army and Air Force a pool of trained potential operators in the event of a national emergency, as well as a superb after-hours training ground for their own personnel.

The Kentucky floods of 1957 provided an example of how both civilian and military-unit MARS stations can be of real service to a community. For instance, ham station W4RPF was a vital link between stricken areas and Louisville, working both the local MARS nets and the Kentucky Phone Net. Considerable Kentucky Phone Net traffic was also handled by K4WBG/AA4WBG, a

**Taped lecture** being put out over the First Army's MARS Technical Net by Ed Piller, who serves as net control station and program director.



military-unit MARS station operated by Regular Army personnel.

**Traffic Setup.** When a ham joins MARS, he is assigned a special call sign based on his FCC call sign. Usually, the main difference is the prefix. For instance, the Army MARS call sign for W2XYZ would be A2XYZ; the MARS call sign for K2XYZ would be AA2XYZ. An Air Force MARS member whose FCC license was K4FCV would be referred to as AAF4FCV.

Regular amateur frequencies are never used for MARS traffic. Instead, frequencies assigned to the Army and Air Force and set aside by them for the MARS program are used. Likewise, standard military procedures and message forms are employed.

As in any military-type organization, MARS nets are set up on a pyramid basis.



**M/Sgt Kenneth C. Cruisant** broadcasts by c.w. from WAR/K4USA, the Army's headquarters MARS station in the Pentagon, as visitors look on. (U. S. Army Photo.)

At the very bottom is the individual station. Together with other stations, it makes up a local or district net, headed by an advanced amateur who serves as net control.

District net control stations form a state net, the net control stations of which in turn form Army-area nets. There are six numbered Army areas in the continental United States. The net control stations of these Army areas form a Department of the Army net, with Pentagon station WAR/K4USA serving as Net Control Station.

Air Force MARS is organized along much the same lines, with stations within the United States coming under the Continental Air Command and its three numbered Air

Forces. Sitting alongside WAR/K4USA is AIR/K4AF, the Air Force headquarters station in the Pentagon.

**Net Control Stations.** For their separate organizations, these headquarters stations serve much the same functions. In addition to heading the Army- and Air Force-wide nets, they listen in on local MARS nets and join in from time to time as participants or teachers.

They broadcast once a week on phone or c.w., on four frequencies simultaneously. These broadcasts contain general-interest items, special-event announcements, and data on new MARS operating methods.

The stations are manned around the clock



**1st Lt Ernest Berlucci**, MARS officer, looks on as SSgt Robert D. McEvoy and A3/C Roger A. Maloney tune MARS station of New York Air National Guard's 106th Tactical Control Squadron.

by Pentagon-stationed soldiers and airmen. Equipped with an impressive array of the latest gear, they are a mecca for MARS members visiting Washington. During appropriate hours, such visiting members are frequently permitted to operate the stations.

Almost rivaling this Pentagon rig in size and flexibility are some of the larger military-post stations. For instance, Fort Mon-

### HOW TO JOIN ARMY MARS

While both Army and Air Force MARS are officially open to new members, the Air Force's Continental Air Command is currently reorganizing its program. Anybody who wants to join MARS now would do best to look into the Army's program.

If you are at least 16, have a valid amateur radio license from the FCC, and have equipment that can handle at least two MARS frequencies accurate within 0.01%, you can join. Membership is also open to amateur clubs with trustee-type FCC licenses.

Full details are available from the MARS director of your local Army area. Here are the addresses of the Army headquarters and the states they cover:

**First Army, Governors Island, New York—**  
N. Y., Vt., R. I., N. H., Maine, Mass., Conn., N. J.

**Second Army, Fort George G. Meade, Md.—**  
Pa., Ohio, Ky., W. Va., Md., Va., Del., D. C.

**Third Army, Fort McPherson, Georgia—**  
Tenn., N. C., S. C., Miss., Ala., Ga., Fla.

**Fourth Army, Fort Sam Houston, Texas—**  
Okla., Tex., N. Mex., Ark., La.

**Fifth Army, Chicago, Ill.—**Wyo., Colo.,  
Kans., Nebr., Mo., Iowa, N. D., S. D., Minn., Wis.,  
Ill., Ind., Mich.

**Sixth Army, The Presidio of San Francisco,**  
Calif.—Wash., Oreg., Calif., Nev., Ariz., Idaho,  
Mont., Utah.

mouth, N. J., maintains a radio club that embraces both MARS and standard amateur activities. It has seven studios, one of them set aside for MARS work and equipped with BC 610, Viking Ranger and Eldico MIL-100 single-sideband transmitters, together with Hallicrafters SX-100 and military R 390 receivers. All studios have telephone-patch equipment, and the entire set-up feeds into a huge Telrex antenna field.

**A Typical Evening.** Let's take a look at a typical evening with an Air Force Mars net. It begins at about 9 p.m. local time with the transmission of routine traffic. This generally consists of personal messages, of which there is usually a plentiful supply. But once in a while, when necessary, dummy traffic will be prepared. The

net control station keeps close tabs on everyone's operating technique and credits participating stations.

After traffic has been handled, the NCS may use the remainder of the training period for informal net time, during which a general critique might be held. Sometimes, the NCS may ask a member to give a short talk on some phase of operating procedure.

In addition to this standard MARS net, the Air Force maintains special c.w. nets for reserve personnel. Participating reservists are awarded promotion and retirement credit.

**Technical Program.** Though the main purpose of both the Army and the Air Force MARS programs is to provide training in radio communications procedure, there are some specialized function nets around the country. One of the most interesting is a technical net operated by the First Army, which covers an area including the New England states, New York and New Jersey. A sort of seminar of the air, it is the brainchild of Ed Piller, W2KPQ/A2KPQ.

An electronics engineer with the National Broadcasting Company, Ed has been in ham radio since 1937. He joined Army MARS in June, 1957, and after a while got the idea that technical—as well as operational—training should have a place in the program. First Army MARS agreed with him, and last January the Technical Net, operating on single sideband, went on the air with Ed serving as net control station and program director.


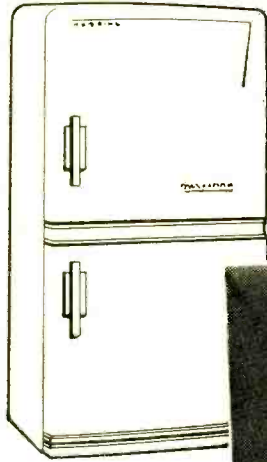
Operating from his home in Queens, New York, Ed lines up guest speakers on a broad range of subjects. They generally broadcast from Ed's home or from a net member's station near them, offering about a 40-minute talk on their chosen subject. Following this, the remainder of the period is devoted to an on-the-air question-and-answer session between the net members and the speaker.

If it isn't practical for the speaker to talk directly from one of the member stations, he may deliver his lecture via a phone patch into the nearest station, or his talk may be presented on tape, with a phone patch used for the question-and-answer session afterward. Listeners often tape these talks off the air for later reference.

Some of the subjects already covered include "Little Known Facts About the Broadcast Industry," "Color Television," "Instrumentation for Launching the Van-

*(Continued on page 123)*

By HARVEY POLLACK



**P**OWER FAILURE can be an expensive tragedy to the suburban home owner. Hundreds of dollars' worth of food stored in the refrigerator or deep-freeze in the summertime could be ruined. With an investment of only a few dollars and a couple of evenings of pleasant work, a power failure alarm can be built that will sound an emergency signal when power is off for a significant interval.

Power may go off for a few minutes and then return. The only casualty from this momentary failure is a slowing down of your electric clock. However, when power is lost for upwards of 15 or 20 minutes, things begin to get serious. Often the trouble may not be corrected for hours.

The alarm system described here was designed with this important time factor in mind. You can adjust the timing period so that the alarm will "wait" anywhere from 1½ minutes to a full hour after the power fails before giving the alarm. A built-in battery supply actuates the alarm relay in the absence of line voltage, but since there is no battery current drain while the line power is normal, the batteries need not be checked more than once a year.


**Construction.** A small commercial metal cabinet is used with removable front and

## ***Power Failure Alarm***

***Protect the food in your  
home freezer with a  
fail-safe warning signal***



**Top view of chassis** shows components mounted on the front panel of the cabinet and the perforated board. Both of the binding posts should be insulated from the panel.



rear panels that serve as the supports for all the components. A sheet of perforated Bakelite cut to 5" x 3 1/4" is secured to the panel by means of a homemade bracket roughly 4" long with 5/8" flanges. The perforated panel can be cut to size with metal shears and drilled with ordinary wood-working bits.

Timing capacitor *C1* is mounted below the chassis and is secured by passing its leads through the panel and soldering them to the nearest terminations. The negative lead of the capacitor is connected to the negative terminal of rectifier *SR1* and the positive lead is soldered directly to one terminal of the switch (*S1a*). When fastening the chassis-holding bracket to the front panel, the chassis should be positioned so that the 3S4 tube (*V1*) will slip past the flanges easily.

When the wiring is complete, do *not* connect the batteries until you perform a few simple tests.

**Testing and Adjustment.** With *S1* open, connect an ohmmeter across the leads that will go to the 1 1/2-volt battery (*B1*). The reading should be infinite. With the leads still connected, and *V1* in its socket, close the switch and observe the ohmmeter; its reading should now show a few ohms—the resistance of the 3S4 filament. Now push down the armature of *RL1* by hand; the ohmmeter reading should again be infinite.

Connect the ohmmeter across the clips

that will be connected to the 45-volt battery (*B2*). The reading should be infinite with *S1* in any position. Unless this measurement is obtained, do *not* connect the batteries. Check the wiring for possible errors or short circuits. Make sure that the a.c. line does not contact the metal cabinet.

Connect the battery leads, being sure that the polarities shown in the schematic diagram are carefully observed. Turn the switch on and observe the armature of *RL2*. This should pull in within a second or two of closing *S1* and should release when *S1* is again opened.



Plug the line into an a.c. outlet. *RL1* should pull in at once and the neon indicator (*PL1*) will glow. After the unit has been on for about one minute, and with potentiometer *R3* fully counterclockwise, remove the line cord from the a.c. receptacle. After about 1 1/2 minutes, *RL2* should pull in and stay in. This is the short timing period.\*

Repeat this procedure for various settings of *R3* and note the time delay for each setting. You should get a delay of approximately one-half hour with *R3* fully clockwise. Should you want longer "waiting" periods, *R3* may be changed to a potentiometer of up to 10 megohms. Omitting *R2* and *R3* will provide intervals up to five hours or more, since the discharge of *C1*

\* If *RL2* is not activated, adjust its tail spring to obtain pull-in at a lower current. Remove the small screw that holds the tail spring in place and bend the spring *very slightly upward*. Then replace the screw.



Mount timing capacitor C1 by threading its leads through perforated board (below). At right, the batteries are shown mounted on rear panel, the larger one being held in place by a strap of aluminum, cut and bent to fit.



will occur only through its own leakage resistance.

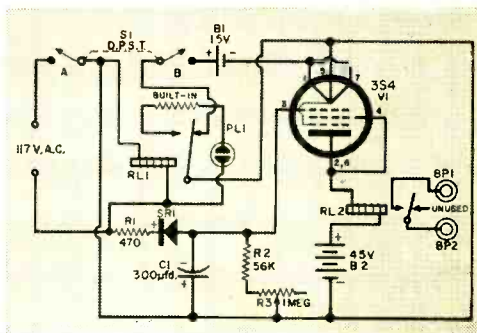
**Installation.** In most installations, the alarm signal will have to be a loud bell that can be heard quite a long distance away. For this reason, no auxiliary battery supply was included in the case. Large 6-volt or 12-volt bells may be purchased, but the current drain would be prohibitively high for any small cells that might fit in the little cabinet. Thus, it is left to the discretion of the builder to choose his own alarm device and its source of power.

A good choice would be the new low-priced "Scarum" alarm which is powered by a single Size D flashlight cell. Although this alarm was originally intended for burglar protection, a slight modification adapts it for power failure indication. Simply remove the leaf-switch installed on the end of the two-conductor cable of the "Scarum" alarm box and attach one of the two cable conductors to terminal BP1 and the other to BP2. When activated, the built-in siren can be heard 500 feet away. —30—

## HOW IT WORKS

With a.c. power applied to RL1, the armature is held down. The 1½-volt battery circuit is therefore open and the filament of V1 cannot heat. At the same time, C1 charges to peak line voltage (about 150 volts) through rectifier SR1 and maintains a negative bias on the control grid of V1.

If the power fails, RL1 releases. The upper contacts close V1's filament circuit but the negative grid bias due to the charge on C1 prevents plate current from flowing through RL2. This charge, however, will gradually leak off through R2 and R3 if power is not restored. When the bias on V1 falls below about 5 volts, sufficient plate current will flow to close RL2, and the alarm sounds.



## PARTS LIST

- B1—1½-volt Size D battery
- B2—45-volt battery (Burgess Type XX30)
- BP1, BP2—Insulated binding post
- C1—300-µfd., 150-volt electrolytic capacitor
- PL1—Neon pilot assembly with built-in resistor
- R1—470-ohm, ½-watt resistor
- R2—56,000-ohm, ½-watt resistor
- R3—1-megohm linear-taper potentiometer
- RL1—117-volt a.c. coil assembly, s.p.d.t. contacts (coil—Guardian #200-115A; contacts—Guardian #200-M-1)
- RL2—5000-ohm coil relay, s.p.d.t. contacts (Potter and Brumfield LB-5)
- S1—D.p.s.t. toggle switch mounted on potentiometer R3
- SR1—75-ma., 130-volt selenium rectifier
- V1—354 tube
- 1—4" x 5" x 6" aluminum cabinet (ICA 29812)
- 1—Black pointer-type knob for ¼" shaft
- 1—7⅜" x 6¾" perforated Bakelite sheet
- 1—7-pin miniature socket
- 1—"Scarum" battery-operated siren (G. I. Specialty Co., 3361 York Rd., Philadelphia 40, Pa.)

Is speaker cabinet placement a problem in your home? Have you been told by the little woman that either she or your 10-cubic-foot boom-box has got to go? Before you make up your mind, consider the solution shown below. Get your system "off the ground" and try . . .

## Ceiling Mounting

**1** The first step is to cut a pilot hole to locate the cross beams under the flooring. (You don't want the speaker radiating directly into a 6" x 6" or 2" x 8" floor joist.) The beams are spaced about 16" apart and the speaker mounting board should be centered directly above and between them for proper frequency dispersal.

**2** A guide hole should be drilled from above, through the ceiling plaster, to indicate the center of the speaker opening. A circle is scribed from below, its radius dependent on the louver used. In general, the larger the ceiling cutout, the better the results will be.

**3** The baffle board is screwed securely to the floor boards above. Weather stripping can be used between the speaker board and floor to insure an airtight seal and prevent loss of bass frequencies. If you use standard wood screws on a hardwood floor, drill pilot holes first.

**4** The Altec Lansing 604D speaker and crossover are securely mounted, and connecting cable back to the amplifier output is hooked in. Do not box in the speaker from the rear or its bass response will suffer. A small open enclosure, such as a wicker basket, can be placed over the back of the speaker for protection.

**5** The job is completed by attaching the louver to the ceiling from below. If a metal louver is used, make sure it has no resonances that may cause it to vibrate in sympathy with certain musical notes. If desired, an ordinary wooden picture frame of the desired size with a grille cloth covering can be employed instead of the louver.

**6** A true infinite baffle has been achieved at low cost. The system works best if you have high ceilings, and, of course, a floor above you on which to mount the speaker. Tonal balance can be adjusted by furniture placement. An overstuffed chair or couch beneath the speaker opening will reduce room resonances and smooth out response.



# a Hi-Fi Speaker



Photos by Casey HI-FI, Teaneck, N. J.





## Short-Wave Report

By HANK BENNETT

**B**RITISH GUIANA lies in the northeast corner of South America between Venezuela, Brazil, and Surinam. Its total area is estimated at 86,000 square miles; the 1956 population was 508,000. The capital of this country is Georgetown, and it is here that we find *Radio Demerara*.

Wire broadcasting was introduced to the people of Georgetown in 1926. Operated over the telephone lines, it was available to telephone subscribers for a small fee. Programs received from Daventry (London) were relayed over this system.

A year later this service was abandoned upon completion of a low-powered short-wave transmitter which was placed in experimental service. Programs were broadcast for about two hours daily on 47 meters (about 6300 kc.) and later on 6840 kc. until 1931. (Editor's Note: Can any of the old-timers tell us the exact frequency of the early 47-meter transmission?)

Starting in 1935 two stations, VP3MR and VP3BG, were operated independently on a commercial basis with sponsored pro-

gramming. In 1938 they were amalgamated into the British Guiana United Broadcasting Co., Ltd., which was financed by local firms and individuals. A medium-wave outlet was placed in service the following year. Then in 1950, Overseas Rediffusion Limited purchased a controlling interest and a 15-year franchise was granted by the government.


In 1955 this company opened a well equipped studio in Georgetown and two years later a new transmitting and receiving station at Sparendam. Programs from Georgetown are now carried by land wires to Sparendam.

*Radio Demerara*, ZFY, operates on 5981 and 3255 kc. with 2000 watts power and on 660 kc. (medium wave) with 10 kw. The current schedule reads as follows: Monday to Friday at 0410-1445 on 5981 kc., at 1445-2145 on 3255 kc. (Saturday closing is at 2245; Sunday opening is at 0440).

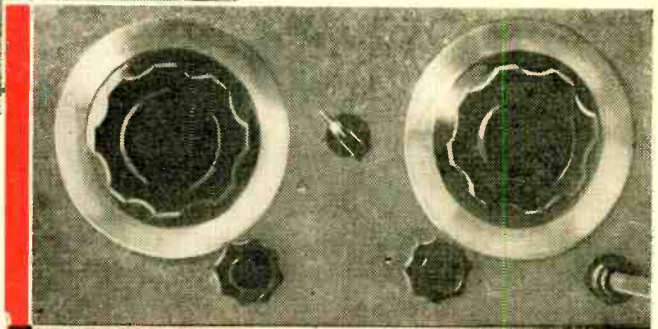
The antennas used for short-wave transmitting are two spaced dipoles for vertical  
(Continued on page 130)

**Radio Demerara's** transmitter building at Sparendam (right) and studios in Georgetown.





Modern version of the old "honeycomb" type receiver (above) utilizes r.f. chokes as tuning coils.



## **The VLF Receiver**

**T**O MOST EXPERIMENTERS, the radio-frequency spectrum below 100 kc. is an unexplored mystery. In the old days, plug-in "honeycomb" coils were used in receivers tuning up to 30,000 meters (10 kc.) Such a receiver with a set of coils is shown above—it is over thirty years old and is a collector's item.

Although honeycomb coils are no longer available, a modern version of this receiver can be built using readily available r.f. chokes. Their  $Q$  is not as high as that of the older honeycomb coils, but the chokes work well and enable the construction of a v.l.f. receiver at moderate cost.

Stations NSS, Washington, D. C. (15.5 kc.), NPM, Honolulu (17 kc.) and NPG, San Francisco (19 kc.), were picked up in Los Angeles without difficulty using a low 50' antenna. These "old reliables" in the v.l.f. band transmit weather and traffic data


**Explore the long waves**

**. . . listen to marine**


**transmissions on the very**

**low frequency band**

**By F. J. BAUER, Jr., W6FPO**



Placement of major parts of the v.l.f. receiver is shown in the top chassis view at left. Below is a detailed view of the adjustable coil assembly.



to vessels at sea and are excellent for code practice purposes. Other broadcasts have been picked up including an occasional European station DX'ing through.

**The coil socket** assembly sketch (see p. 80) is used as a guide for the coil assembly banana jack mounting. Exact spacing is not critical, but make sure that all coils can plug in without binding.

It's best to mount the socket assembly *before* the other top chassis components and panel to allow room for adjustment. Don't forget to put the fiber washers between the mounting brackets. When properly adjusted, they provide the right amount of friction for convenient variation of the antenna coil coupling. (Antenna coupling is varied only occasionally during receiver operation.)

The secondary coil (*L2*, *L3*) socket is mounted on  $\frac{5}{8}$ " spacers to raise it to the same level as the antenna coil (*L1*) socket. Orient it as shown and position the grid coil lugs for ease of soldering.

Solder short lengths of hookup wire to the *L3* jacks before mounting since they will not be accessible after installation of the assembly. Run the antenna and plate coil leads through holes in the chassis protected by rubber grommets.

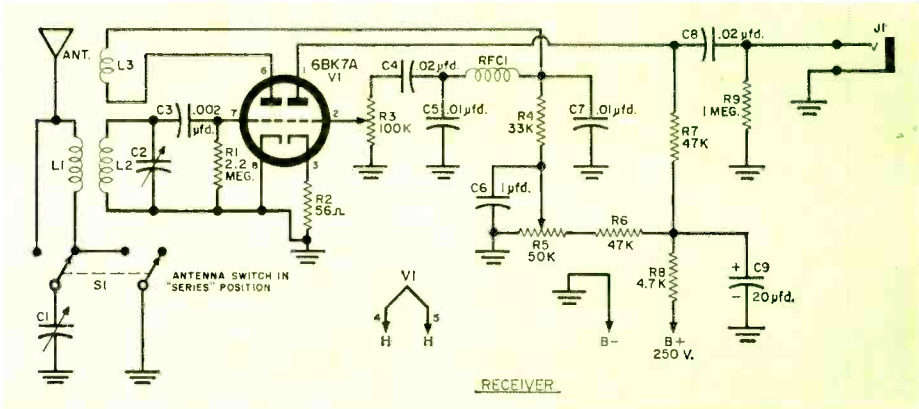
**Assembly and wiring** of the rest of the receiver is simple, once the coil sockets

have been mounted. Be sure that the series-parallel switch (*S1*) is wired correctly; otherwise, it will be impossible to tune the antenna circuit.

Standard three-gang capacitors with all sections connected in parallel are used to obtain the necessary 1000  $\mu\mu\text{fd}$ . Either a t.r.f. or a superhet type provides sufficient capacitance. Remove all trimmers to enable the minimum capacitance to be as low as possible.

The 150-mh. r.f. filter choke (*RFC1*) underneath the chassis is mounted with a brass bolt and a short ( $\frac{1}{4}$ " ) spacer. Do not use a steel bolt for any of the coils or performance will be impaired. No other special precautions are needed in mounting the parts.

No power supply is built in since many experimenters may want to use an audio amplifier for loudspeaker operation and



RECEIVER

**RECEIVER PARTS**

- C1, C2—3-gang tuning capacitor (all sections wired in parallel)
- C3—0.002  $\mu$ d.
- C4—0.02  $\mu$ d.
- C5—0.01  $\mu$ d.
- C6—1  $\mu$ d., 600-volt tubular
- C7—0.01  $\mu$ d.
- C8—0.02  $\mu$ d.
- C9—20  $\mu$ d., 450-volt electrolytic
- J1—Open-circuit phone jack
- L1, L2, L3—See text
- R1—2.2 megohms
- R2—56 ohms
- R3—100,000-ohm potentiometer (audio taper)
- R4—33,000 ohms
- R5—50,000-ohm wire-wound potentiometer
- R6—47,000 ohms, 1 watt
- R7—47,000 ohms
- R8—4700 ohms, 1 watt
- R9—1 megohm
- RFC1—150-mh. r.f. choke (Miller  $\pm$ 961 or equivalent)
- S1—D.p.d.t. rotary switch
- V1—6BK7A tube
- 1—9" x 4 1/2" x 2" chassis
- 2—Shaft couplings, 3/8" to 1/4" shaft reduction
- 6—Banana jacks (Johnson 108-740 or equivalent)
- 20—Banana plugs (Johnson 108-750 or equivalent)
- 20—Small angle brackets (American Radio Hardware  $\pm$ 1 or equivalent)
- 2—3" or 4" dials
- 3—Knobs
- 1—5 1/2" x 11" panel
- 1—6-lug terminal strip
- 1—Tube socket for V1
- 1—Phenolic or Bakelite sheet, approx. 6" x 9", 1/8" thick

All capacitors are ceramic types, 400-volt or higher rating, unless otherwise noted.

All resistors are 1/2-watt composition unless otherwise noted.

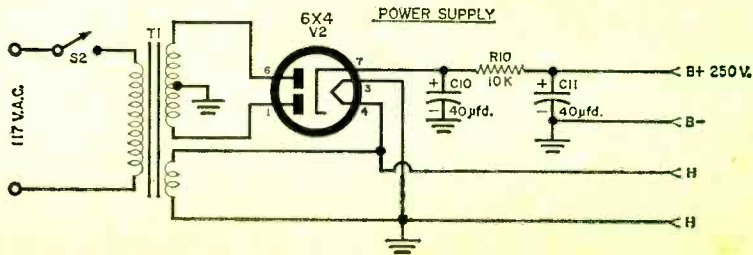
power can be tapped from the amplifier. If a separate power supply is preferred, the one shown works well and decoupling filter C9 and R8 may be omitted in the receiver proper. Neither side of the tube filament is grounded at the receiver chassis. Ground is made at the amplifier or power supply used with the receiver.

**Connect the receiver** to a power supply or amplifier, and start with the lowest frequency coil set first. Mount a 150-mh. and 0.75-mh. coil on one of the coil plates as shown using a brass nut and bolt. The 150-mh. coil is mounted on the side of the coil plate with the widely spaced plugs. Connect the coil terminals to the corresponding plug terminals with short pieces of hookup wire and plug in the assembly.

If the coil socket wiring is correct, the

**POWER SUPPLY PARTS**

- C10, C11—40  $\mu$ d., 450-volt electrolytic capacitor
- R10—10,000-ohm, 2-watt resistor
- S2—S.p.s.t. toggle switch
- T1—Power transformer; primary 117 volts; secondary 250-0-250 volts @ 10 ma., 6.3 volts @ 1.2 amp. (Chicago Transformer PV10S, Triad R-3A, or equivalent)
- V2—6X4 tube
- 1—7-pin miniature tube socket
- 1—Small chassis



POWER SUPPLY

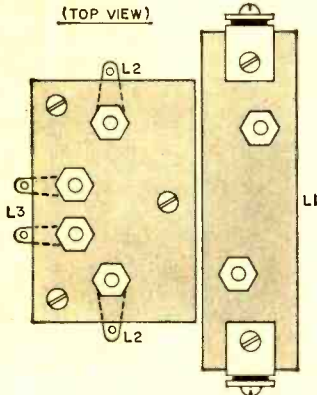
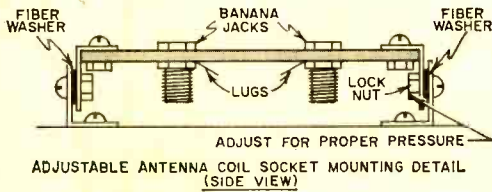
### ANTENNA COILS

Frequency Range (kc.)	L1* (mh.)	Switch Setting	
		Ser.	Par.
13-30	150 (#961)		X
34-70	150 (#961)	X	
25-65	30 (#692)		X
80-150	30 (#692)	X	
45-120	10 (#670 or 956)		X
140-280	10 (#670 or 956)	X	
100-240	2.5 (#640 or 953)		X
270-550	2.5 (#640 or 953)	X	


### GRID AND PLATE COILS

Frequency Range (kc.)	L2	L3
13-56	150 mh. (#961)	0.75 mh. (#620)
40-180	15 mh. (#690)	0.25 mh. (#610)
140-550	1.5 mh. (#630)	8 turns (see text)

\* Four antenna coils are used to tune the antenna properly with no gaps in the tuning range; this listing can be used as a guide for selecting the proper coil. All coil numbers given here are J. W. Miller (5917 S. Main St., Los Angeles 3, Calif.).



A rack on which to store the coils when they are not in use can be made of scrap Masonite or Bakelite.



detector will oscillate as evidenced by a short "plop" when the regeneration control is advanced rapidly. Make up a 150-mh. antenna coil as shown, plug it in, and check the receiver for operation.

**Adjust the coupling** with the antenna switch in "parallel" position and the antenna coil tilted about 30°. Advance the regeneration control (*R5*) until the detector is oscillating weakly and set the antenna tuning capacitor for maximum background noise, readjusting *R5* as required. Some signals should be heard at this point.

"Touch up" the tuning capacitors for maximum strength. Experiment with the coupling and tuning adjustments until you

### HOW IT WORKS

This is a regenerative receiver with positive feedback in the detector obtained through plate tickler coil *L3*. Regeneration is controlled by variation of the detector plate voltage with potentiometer *R5*.

One half of the 6BK7A twin triode (*V1*) functions as a detector and the other half as an audio amplifier. Choke *RFC1* and capacitors *C5* and *C7* supply the carrier frequency filtering required.

Both the antenna and grid circuits are tuned to the incoming signal to obtain maximum signal pickup and selectivity. Coupling is varied by changing the position of the antenna coil with respect to the grid coil.

An audio amplifier will provide loudspeaker operation and the amplifier's power supply may also be used to supply the 5 ma. drawn by *V1*.

are familiar with the operation of the receiver and then make up the rest of the coils in accordance with the coil table.

The plate coil winding for the 140-kc. to 550-kc. band consists of eight turns of wire (salvaged from any r.f. coil) wound in the slot between the choke coil baseplate and the coil proper. Be sure to wind the eight turns in a direction *opposite* to that of the grid coil winding; otherwise the detector will not oscillate. If the tube does not oscillate, simply reverse the winding direction.

Coil connections are specified on the as-  
(Continued on page 123)





## Among the Novice Hams

By HERB S. BRIER, W9EGQ

**H**OW IMPORTANT is transmitter power in an amateur station? Federal Communications Commission regulations limit Novices to a maximum power of 75 watts, while other amateurs are authorized to use up to 1000 watts. At the other end of the scale are the 50- to 150-milliwatt transistor transmitters, described from time to time in *POPULAR ELECTRONICS* and other magazines.

Is a Novice under a tremendous handicap in making successful contacts by being limited to a power of 75 watts, or is he foolish to invest in a 75-watt "powerhouse" when a fraction of a watt will do the job? The answers to these questions are important both to prospective Novices and to licensed amateurs who are sure that they would get out much better if they just had a bit more power.


To be honest about it, a high-power transmitter has an advantage in making contacts. However, it is easy to over-estimate how great this advantage is. When propagation conditions are favorable, a few milliwatts will transmit a readable signal across continents and oceans; but when conditions are unfavorable, 1000 watts or even 10,000 watts will not do it.

Before we can discuss the matter fully, we must first learn how the received signal strength is measured and the relation of transmitter power to it.

**Measuring Signal Strength.** The standard amateur method of rating the strength of received signals is by "S" (strength) units. S1 indicates a barely perceptible

signal, S2 a very weak one, S3 weak, S4 fair, S5 fairly good, S6 good, S7 moderately strong, S8 strong, and S9 an extremely strong signal. These S numbers should not be accepted uncritically, but should be used as a guide with certain limitations.

The difference between consecutive S-units represents the minimum change in volume that the average person can unmistakably detect by ear. Many tests under controlled conditions have shown that this change represents a four-to-one change in power. Thus, to raise the strength of a

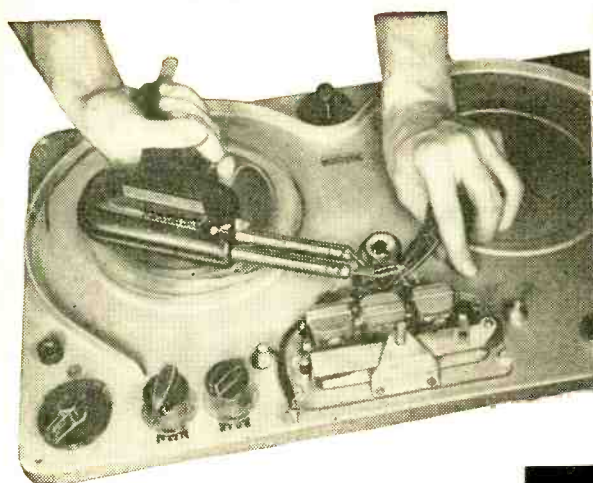


Tom Koch, KNØPDI, uses this picture of his station as his QSL card.

received signal one S-unit requires raising transmitted power four times.

Similar tests have shown that the average person can just detect a two-to-one increase in power of a steady tone, if the change is made instantaneously without any other change taking place. A trained ear can detect a 25% increase of power under the same conditions.

Expressed in db (decibels), a four-to-one power increase is equal to a 6-db in-



By  
GLENN A. TOWILL

## Add an Erase Fader to Your Tape Recorder

**T**HE ERASE FADER described below will eliminate much of the splicing work involved in "cleaning up" tapes marred by undesired noise. It will also allow you to "mix" with previously recorded material and add background music to a prerecorded talk or commentary to music.

Adding this circuit is not expensive. It involves just one potentiometer and possibly a coil. Only three connections to the recorder are required, and these may be "above deck" if necessary. A schematic diagram of your recorder will help you to decide the specific hookup to use.

Most recorders have a record-playback head and a separate erase head. If these functions have been combined into a single head as in some older recorders, check the schematic to determine which are the erase coil leads. If you can't get at the record preamp, you can make the connections at the head itself. All leads should be kept as short as possible, since high frequencies are involved and the capacitive balance of the circuit must be maintained.

**The basic circuit** is shown in Fig. 1. A  $\frac{1}{2}$ -megohm pot is used to avoid loading the




Fig. 1.




Fig. 2.

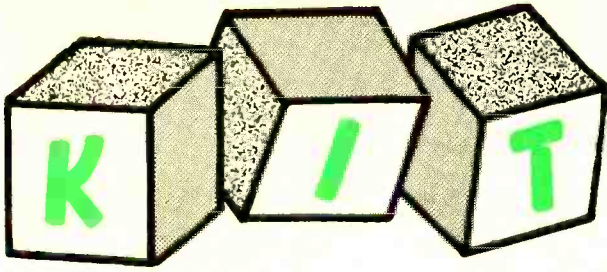
oscillator. This circuit is employed with recorders in which the erase head is *not* an integral part of the bias oscillator circuitry.

Erase head *inductance* of many recorders is important to oscillator functioning. If this inductance is removed, the bias current may vary and distortion will result. To avoid this, a coil should be added as shown in Fig. 2. As the control shunts the erase head out of the circuit, the coil is cut in; thus the bias oscillator always sees the same inductance.

The coil may be a spare erase head or small filter choke but it should have approximately the same inductance as the erase head—which can be determined from the manufacturer's specifications or by measurement. The inductance of a Dynamu head, for example, is 30 mhy.

(Continued on page 121)

POPULAR ELECTRONICS




## BUILDER'S KORNER

**T**HROUGH experience, the user of electronic test equipment can imagine improvements which individually often seem insignificant but, when considered collectively, can pay off in ease of operation and general usefulness. The Model 904 Vacuum-Tube Voltmeter, which is offered in either

the need for holding leads in contact when adjusting a resistance scale for zero, and it electrically removes the external circuit from the instrument for range changing, etc.

**Putting It Together.** The first step in building the Model 904 VTVM is to mount



PRECISE 904

VTVM

kit form or factory-wired by Precise Development Corp. of Oceanside, New York, includes in its design several such experience-inspired features.


Typical is a movable meter movement which, in effect, permits the user to "see around corners." The meter can be tilted for reading from top, bottom, or either side, simply by grasping the meter movement and pointing it in the desired direction. A novel spring assembly holds the meter in the desired position.

Another feature is a front panel switch which shorts or opens the input leads in use for ease of calibration and adjustment. This seemingly minor feature eliminates

the small components on the printed-circuit board. Since the holes are not numbered on the board, constant reference to Diagram 1 in the instructions is essential. If at first the hole identification problem seems complicated, the builder should not be discouraged. As more and more parts are mounted, the remaining holes are easier to identify.

Frequent references in the instructions to eight numbers with no additional identification apply to the holes in the printed-circuit board. They may be identified by referring to Diagram 1. However, notice that this diagram is printed backwards as far as this phase of the assembly is con-

**Mounting** of the VTVM's printed wiring board and major panel components. Note the position of the three calibration potentiometers on the circuit board.



Hole #54 serves as a common tie point for several connections. When following the instruction which connects a wire to hole #54 through hole #46, hole #54 will be found to be already soldered. This connection, and other, later connections to this point, can be made by soldering the new lead or wire ends to the copper area surrounding hole #54. As you make the new connections, be sure that any previous wiring does not come loose.

**Comment.** Careful attention to the calibration instructions furnished will result in an extremely useful piece of test equipment which will serve as a valuable tool in the shop of the experimenter, amateur or professional, for years to come.

cerned. Holes may be easily identified by matching the board and the diagram on the reverse side and then locating the same hole on the opposite side of the board.



**A** FINE educational electronic gift for the youngster this Christmas is a remote-powered transistor pocket radio kit, retailed by the Telepower Company, 12108 Atherton Drive, Silver Spring, Md., for \$6.50 postpaid.


The kit was wired in 15 minutes. The eight components mount neatly in the 3" x 2¼" x 1½" plastic box. Only seven soldering connections are required.

Two wires were supplied with the kit for use as ground and antenna leads. The ground lead should be connected to a good

electrical ground, such as a ground stake or radiator. Headphones (not supplied) are connected to clips on the box.

Connect a dry cell to the radio as directed. Turn the left knob to the loudest local station. Then disconnect the dry cell and turn the right knob until the station is heard again. Now the left knob can be tuned for any station.

In the event the nearest local radio station is not powerful enough, the external dry cell or a solar cell should be left permanently connected.



# Transistor Topics

By LOU GARNER

**I**F PRESENT TRENDS continue, it looks like good old Saint Nick will have to take a refresher course in science. Interest in scientific and science-slanted toys has reached an all-time high.

In many respects, the transistor is an ideal electronic device for toys. It is rugged, and can withstand the rough treatment children give their playthings. Its life is long . . . there is little danger of burn out. And, perhaps most important of all, it operates satisfactorily on very low voltages, and toys in which it is used can be made completely shock-proof and safe. Finally, its low power requirements insure long battery life, reducing the drain on parents' pocketbooks.

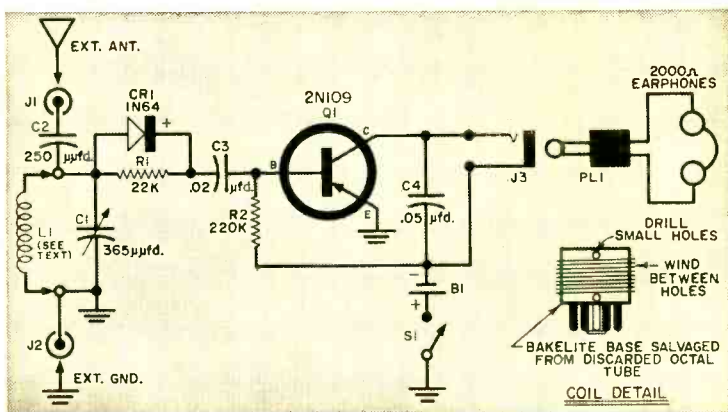
Nor are transistors confined solely to children's playthings. Many an adult will be gladdened by a transistorized gift under the Christmas

tree . . . a personal radio, a portable phonograph, or, if the recipient is technically minded, a transistor construction kit or piece of test gear.

**Readers' Circuits.** Whether the experimenter specializes in broadcast-band receiver construction or tackles any and all projects, he eventually becomes interested in trying his hand at wiring long-wave and short-wave receivers. This month we are featuring circuits for both a multiband and a long-wave receiver.

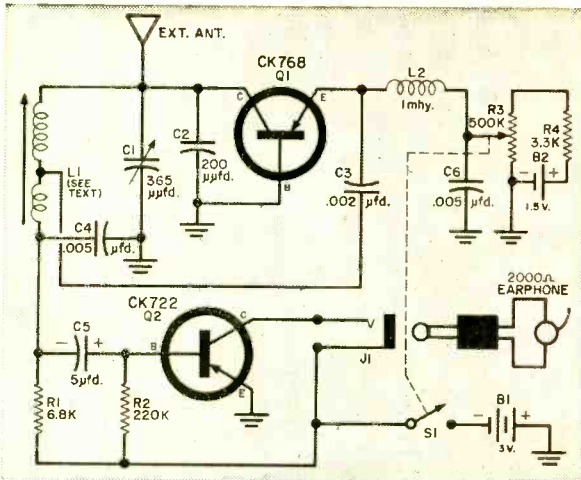
Reader Edward T. Gelinas, WV6AJY, submitted the circuit shown in Fig. 1. According to Ed, his little receiver tunes stations from 555 kc. to 145 mc., using seven plug-in coils. The single 1½-volt penlight cell (B1) which powers the receiver should last for months under normal use.

A conventional circuit arrangement is employed. Signals are picked up by the antenna-ground system, selected by tuned



Frequency Coverage	Number of Turns	Wire Size (enameled)	Form Diameter (inches)
555-980 kc.	70	30	1 3/8
980-1650 kc.	40	30	1 1/4
1650 kc.-4 mc.	21	30	1 1/4
4-9 mc.	13	30	1 1/4
9-20 mc.	9	30	1 1/4
20-70 mc.	4	16	3/4
70-145 mc.	1	16	3/4

Fig. 1. Reader Edward Gelinas' multiband transistorized receiver uses seven plug-in coils, and tunes stations from 555 kc. to 145 mc. Coil winding data is given in table at left.



**Fig. 2.** Joe Stark's long-wave superregenerator. This two-transistor receiver can be used to pick up signals from radio beacons, marine stations and various communications services.

circuit *L1-C1*, detected by a 1N64 diode, and coupled through *C3* to a single-stage common-emitter audio amplifier using a *p-n-p* transistor.

Ed suggests assembling the receiver in a card file box, with a small piece of Masonite or Bakelite as a "chassis." Use short, direct leads.

All of the components are standard. *J1* and *J2* are 'phone tip jacks, while *J3* is an open-circuit phone jack.

You'll have to make up a set of plug-in coils (*L1*). Ed suggests using bases sal-

vaged from discarded glass octal tubes as coil forms. See table on p. 87 for coil winding data.

A moderately long external antenna will give best results. An external ground connection may . . . or may not . . . be necessary, depending on your location and the proximity of short-wave stations.

In contrast to WV6AJY's receiver, which is designed for the broadcast and short-wave bands, the circuit in Fig. 2 covers the long-wave band from about 300 to 550 kc. Submitted by Joe Stark, Jr. (Box 86, R.R. 2, Acampo, Calif.), this is an adaptation of Don Stoner's "Two-Lunger" described in P. E., November, 1957.

In operation, the CK768 serves as a common-base blocking oscillator-detector. The blocking rate is at a relatively high frequency (about 15 kc.). So the CK768 becomes a superregenerative detector. The detected audio signal appearing across *R1* is coupled through *C5* to the CK722, connected as a common-emitter audio amplifier.

All parts are standard and readily available. *L1* is a conventional loopstick with about 40 extra turns close-wound at its "hot" end. *C1* is a standard tuning capacitor, while *C2*, *C3*, *C4*, and *C6* are disc ceramics or micas, and *C5* is an electrolytic.


The main power supply battery, *B1*, is made up of two penlight cells connected in series to supply 3 volts. Bias battery *B2* is a single penlight cell supplying 1.5 volts. Note that no switch is provided for *B2*; the current drain on this cell is negligible due to *R3*'s high value.

Observe standard practice in layout and lead dress. Keep signal leads short and direct. Control *R3*, ganged with the s.p.s.t. power switch *S1*, should be connected so that its center arm is at "ground" when the receiver is first turned on. Joe suggests using a 50'-long antenna, mounted as high as is practicable.

After you turn the set on, adjust *R3* until hiss or an audio signal can be heard. If you are unable to get a sound, try reversing

(Continued on page 128)

**Fixed-bed mounting** technique developed by General Electric permits the construction of transistors rugged enough to be test-fired from a shotgun into a telephone book.



# AFTER CLASS

Special Information on Radio, TV,



Radar and Nucleonics

## WORKING WITH PHASE-SHIFT OSCILLATORS

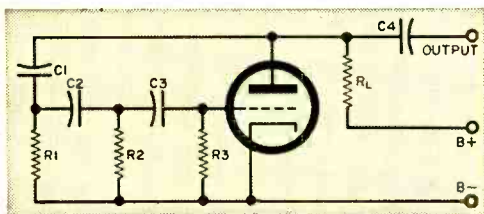
**M**OST OSCILLATORS that utilize resistance-capacitance tuning generate triangular, trapezoidal, or square waves. When one thinks of the generation of sine waves, he usually visualizes an inductance-capacitance tuned type such as the Hartley or Colpitts circuit. There is a class of RC oscillators, however, that is capable of yielding excellently formed sine waves and, because of the absence of coils or transformers, these oscillators are very attractive to the experimenter.

Of the three common circuits in the latter group (the Wien bridge, the bridged-T, and the phase-shift oscillator), the phase-shift type is the simplest to build, contains the fewest components, and is very easy to get working.

**Basic Oscillator.** The fundamental circuit of the phase-shift oscillator is given in Fig. 1. Like all oscillators, action is ini-

greater the gain, the larger the change in voltage drop across  $R_L$ .

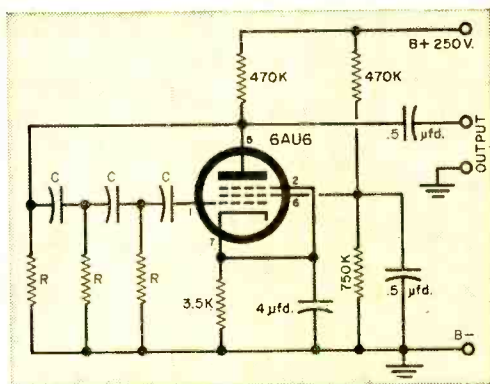
A voltage drop of this nature causes the plate voltage of the tube to go down, thus making the plate *negative-going*. Since a



**Fig. 1.** Theoretical phase-shift oscillator circuit. See text. Practical circuits are shown in Figs. 2 and 3.

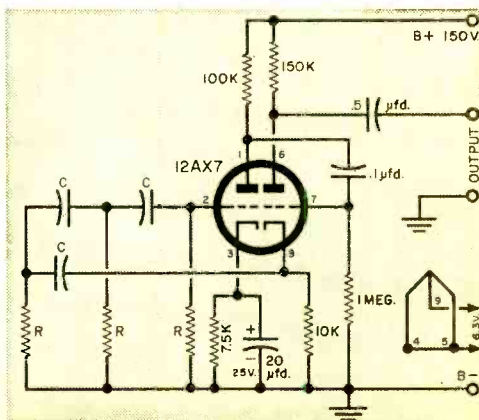
tiated by some random fluctuation in the tube current or voltage, such as is due to thermal or shot effect.

To explain the operation, let us assume that the grid of the triode becomes very slightly positive for an instant. When this happens, the plate current increases slightly, causing the voltage drop across plate-load  $R_L$  to increase somewhat above its standby value. The extent of this increase depends upon the voltage gain of the tube; the



**Fig. 2.** Pentode phase-shift oscillator. Capacitors labeled "C" have same value; resistors labeled "R" are equal in resistance. Refer to Fig. 4 for "C" and "R" values for given frequencies.

**Fig. 3.** Dual-triode phase-shift oscillator. All "C"s are equal and all "R"s are equal. The nomogram will help you choose values for given frequencies.



positive-going grid has caused a negative-going plate, we can say that the "signal" on the plate is out of phase with the signal on the grid by 180 degrees.

The plate variation is now fed back to the grid through three RC groups: C1-R1, C2-R2, and C3-R3. Each group can produce

is applied across the C2-R2 group. Assuming equal capacitors and resistors throughout the circuit, then the phase shift across C2-R2 will also be 60° for this special frequency, making a total phase shift of 120°.

Finally, a third 60° phase shift across the last group (C3-R3) results in an over-all voltage change of 180° from the time the signal leaves the plate to the time it returns to the grid. Adding the normal triode phase change of 180° described above to the C-R phase shift of 180° gives us a total inversion of 360° between the initial voltage fluctuation and the amplified pulse that returns to the grid.

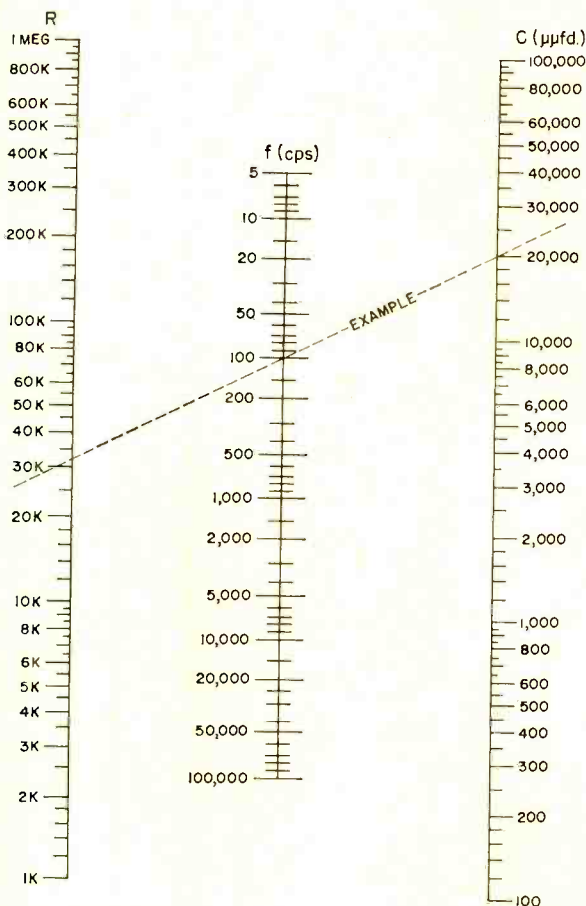
This, of course, is exactly what is needed for sustained oscillation—feedback in phase with initial signal, or positive feedback—so that a sine-wave voltage appears between the plate of the triode and B-. This voltage may be taken from the plate through a capacitor (C4) as the oscillator output.

**Phase-Shift Frequencies.** The frequency of the output voltage is automatically "selected" by the oscillator circuit to conform with the required 60° phase shifts just discussed. This means, of course, that control of frequency is obtainable by varying either the resistances or the capacitances.

In practice, any one of the resistors may be a potentiometer to provide a relatively narrow range of control. Frequency variation over a substantially wider range may be realized by varying all three resistors simultaneously; a three-gang potentiometer is ideal for this purpose.

The versatility of a well-designed phase-shift oscillator is evident when we consider that it can be constructed for frequencies as low as *one cycle per minute* and as high as *100,000 cycles per second*. Phase-shift oscillators can't be beaten for audio testing, code practice, gain control (as in guitar vibrato amplifiers), or for any other application requiring a stable, reliable, pure sinusoidal output.

**Practical Circuits.** It can be shown mathematically that a minimum voltage  
(Continued on page 124)




**Fig. 4.** Nomogram for obtaining required component values. To determine either "C," "R," or "f" if the other two values are known, lay straightedge to intersect vertical axis at known figures and read unknown figure from the remaining axis.

a voltage phase shift of its own. Considering only the first group (C1-R1), the voltage appearing across R1 will lead the signal voltage pulse from the plate by an amount determined by the ratio of the capacitive reactance (Xc) of C1 and the resistance (R) of R1. Capacitive reactance depends on frequency as well as on capacitance, so that there must exist some frequency for which the phase shift for C1-R1 will be exactly 60°.

Now the voltage that appears across R1



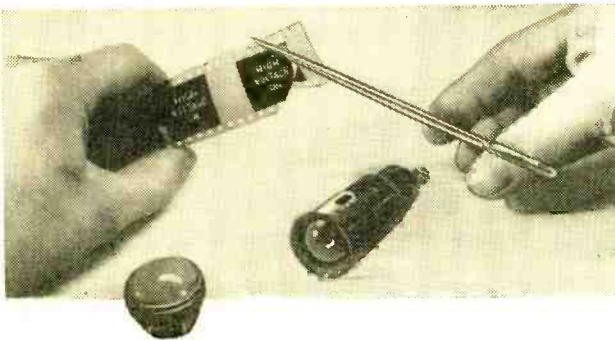


## **Low-Cost Experimental Chassis**

A satisfactory, yet low-cost, chassis can be assembled by mounting a small piece of perforated Masonite on two lengths of L-angle aluminum stock. If you don't have angle stock available, you can make up suitable brackets by bending short lengths of scrap sheet metal in your vise.

Aside from its low cost, such a chassis has several other advantages. The Masonite is easily drilled, sawed, or machined. The regular pattern of holes simplifies layout. And, finally, terminals may be spotted at any point simply by attaching a soldering lug with a screw and nut.

—Louis E. Garner, Jr.



## **Custom Pilot Lights**

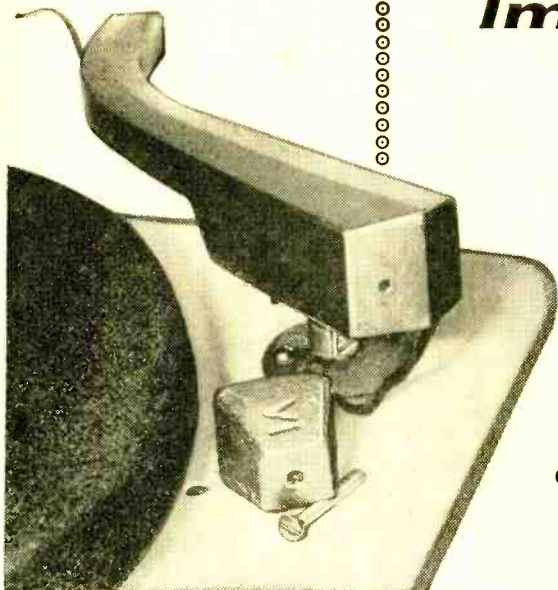
Home-built electronic equipment can be improved in appearance by the addition of lettered pilot lights. They are particularly effective in "customizing" hi-fi equipment.

Lettered units are constructed by photographing the desired wording and mounting the negative behind the jewel of a one-inch pilot light assembly such as the Dialco Series 312901. The "originals" may be lettered by hand, but a simpler method is to use individual letters cut from newspaper headlines.

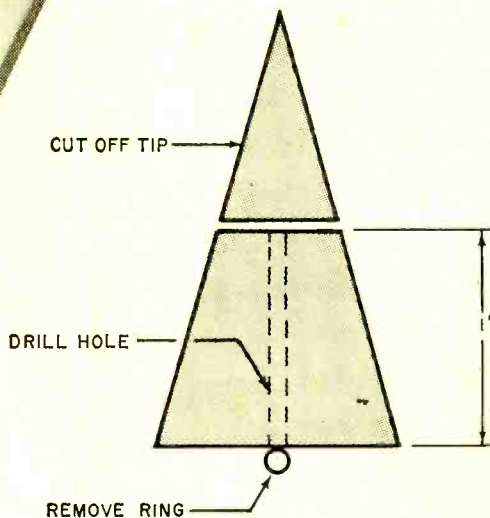
Cut the negative to fit behind the jewel, backing it up with a snug-fitting translucent plastic disc.

—D. Derek Verner

# Improve Your Low-Cost Phono Arm



By  
**LEONARD C. HOLZER**



**O**NE OF THE DIFFERENCES between a hi-fi tone arm and the arm in the average home phonograph is in the balancing or "loading" mechanism. The usual inexpensive tone arm has little mass and its spring-loading tends to make it unstable and overly sensitive to floor vibration. However, much can be done to improve such an arm.

We start out with a pyramid-shaped six-ounce fisherman's sinker weight (which can be obtained at any fishing tackle retailer) and a #6 machine screw. Cut the top off the sinker and drill a hole through its center. If you have a 6-32 tap, you can drill the hole with a #36 drill and then thread it; if not, you can drill it with a  $\frac{3}{16}$ " bit.

Remove the spring from the arm and mount the weight with its small surface facing the back of the arm. Use a screw or nut and bolt. With the small surface against the rear of the arm, stylus pressure is less than with the larger surface against the arm. Using a stylus pressure gauge, mount the weight in the position that provides the recommended stylus pressure for your phono cartridge.

If the stylus pressure is too light regardless of which way you mount the sinker, you will have to file off some of the weight. Keep checking with the gauge; once the correct stylus pressure is found, no further adjustment will be required unless you substitute a different cartridge.

-30-

**FORMER SERVICEMEN:  
MAKE  
YOUR  
SKILLS  
PAY OFF  
WHERE THE  
AGE OF SPACE  
IS REAL**



**AS  
A SPECIALIST  
IN THE  
U.S. AIR FORCE**

With the new Age of Space, more and more men are finding that their previous military training can really pay off in the U. S. Air Force. If *you* have a skill the Air Force needs, you, too, can step into an important job. You'll work with the latest equipment, learn the newest techniques of your specialty — and look to a future that's guaranteed. Find out if there is a place for you, where the Age of Space is *real*. See your local Air Force Recruiter, or mail the coupon.



**PASTE ON POSTAL CARD AND MAIL TO:**

Prior Service Information, Dept. PE-9321  
Box 7608, Washington 4, D. C.

Please send me more information on the Air Force Prior Service Program.

Name \_\_\_\_\_

Address \_\_\_\_\_ Age \_\_\_\_\_


City \_\_\_\_\_ Zone \_\_\_\_\_ State \_\_\_\_\_

## Miniature Phone Plug Adapter

This is the easiest way to make a handy adapter that will connect a subminiature phone plug to a standard phone jack. Obtain a standard phone plug having a  $\frac{3}{4}$ "-o.d. barrel and a cord opening not larger than  $\frac{3}{8}$ " in diameter. Simply connect the standard plug and subminiature jack in parallel, using short

lengths of insulated hookup wire. The two wire leads should be the right length to allow the jack to seat correctly in the hole in the end of the plug's barrel when the barrel is twisted onto the plug. Use two washers on the jack—one inside the barrel and the other outside. The hexagon nut is twisted onto the jack after the barrel is twisted onto the plug.

—Art Trauffer



## Shock-Excited Crystal Oscillator

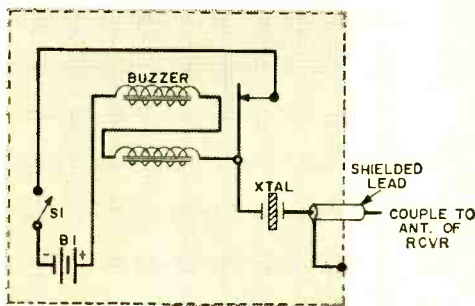
Here's an idea developed during World War II for aligning Signal Corps equipment in the field. You can build such a gadget for your test bench and it will pay for itself many times over as a quartz crystal tester, band edge marker, or r.f./i.f. alignment generator.

The only parts required are a small metal box, h.f. buzzer, battery, switch, and length of shielded wire hooked up as shown here. The buzzer puts out a damped wave with both a.f. and r.f. components. Coupled to the "hot" end of the buzzer, the crystal is shock-excited and oscillates at the frequency to which it is ground.

"If you tune in your receiver (with the BFO on), you'll hear a "swishing" sound, sharply defined sidebands, and a dead or low spot in the exact center of the crystal frequency. Crystals from 400 kc. to 28 mc. were tried and work well, even those that would not oscillate in vacuum-tube circuits. Since only the fundamental of the crystal comes through, this gadget is ideal for checking the fundamental frequency of unknown crystals.

It is not necessary to couple directly to the antenna post. Bringing the shielded wire close will give sufficient signal. By substituting a 0.001- $\mu$ fd., 600-volt capacitor for the crystal, the unit can also be used for signal injection trouble-shooting in audio amplifiers.

—George N. Dugonis



# 48¢ ea. for any tube

## \$45.00 Per Hundred

# STANDARD LINE

**ELECTRIC COMPANY**

**FREE TUBE BRIGHTENER ON ORDERS OF \$10.00 OR MORE**

FREE POSTAGE IN U.S.A. & TERRITORIES

### ANNOUNCING OUR NEW PRICE SCHEDULE

Effective July 25, 1958 all tubes (Radio & Television receiving) will be sold and shipped at the fantastic price of only .48c ea. or \$45.00 per hundred. Any "on hand" orders at that time will receive credit for future purchases.

**THE TUBES ADVERTISED HEREIN ARE NOT NECESSARILY NEW TUBES BUT MAY BE ELECTRICALLY PERFECT FACTORY SECONDS OR USED TUBES AND ARE SO MARKED**

All TV, & Radio Tubes are tested by our supplier under actual conditions in Radio & TV chassis or in Hickock Tube Testers Model 533A.

And, of course, the famous Standard Line guarantee remains in effect: All tubes guaranteed to be replaced free if they fail to function efficiently within one year's time. (defective tubes must be returned intact, postage paid. Refunds will be cheerfully made within five (5) days if not completely satisfied.)

0B2	3A15	5V6GT	6BE6	654	7F7	12Q7	3217GT
0Z4	3AU6	5W4GT	6BF5	658GT	7FB	12SA7	35/51
1A5GT	3AV6	5X4G	6BG6G	65A7	7G7	12SG7	35A5
1A7GT	3BA6	5B8	6BH6	65B7Y	7H7	12S17	35B5
1B3GT	3BC5	5Y3GT	6BH8	65C7	7J7	12SK7	35C5
1C3GT	3BE6	5Y4G	6B16	65F5	7K7	12SN7GT	35L6GT
1C6	3BN6	5Z3	6BK5	65F765GT	7L7	12SQ7	35W4
1C7	3BU8	5Z4	6BK7	65H7	7N7	12SR7	35Y4
1H4G	3B76	6A8	6B17GT	65J7	7O7	12V6GT	35Z4GT
1H5GT	3BZ6	6A84	6B86	65K7	7P7	12W6GT	35Z5GT
1I6	3C2	6AC7	6B0GT	65L7GT	7S7	12X4	# 37
1LA4	3C66	6AF4	6B07	65N7GT	7T7	12Z3	#39/44
1LA6	3CF6	6AG5	6BR8	65O7	7W7	14A7	# 41
1L84	3C56	6AG7	6B58	65R7	7X6	14AF7	# 42
1LC5	3D16	6AH4GT	6BYS5	6T4	7X7	14B6	# 43
1LC6	3Q4	6AH6	6BZ6	6T8	7Y4	14F7	# 45
1LH4	3DSGT	6AK5	6BZ7	6U4GT	7Z4	14F8	# 47
1LH5	3S4	6AK6	6C4	6U5	8AW8	14H7	50A5
1M5GT	3V4	6AL5	6C5	6V8	12AB	14N7	50B5
1PSGT	4B8C	6A17GT	6CB5	6B3	12AB5	14Q7	50C5
1QS7	4B07A	6AM8	6CB6	6V6GT	12A05	14S7	50C6G
1R5	4B58	6AN8	6CD6G	6W4GT	12A16	17A4GT	50L6GT
1S5	4B08	6A05	6C6	6W6GT	12A17	17D06	50Y6
1T4	4B27	6A06	6CG7	6X4	12A0A	19A0A	50Y7
1T5GT	4C86	6A07GT	6CG8	6XS5GT	12A07	19B6G6	# 57
1U4	5AM8	6AR5	6CM8	6X8	12A06	19C8	# 58
1U5	5AN8	6A55	6C16	6Y6G	12A07	19J6	# 80
1V	5A05	6A58	6CM6	7A4	12AX4GT	1918	# 81
1V2	5A58	6A16	6CM7	7A5	12AX7	19X6	11717GT
1X2	5A18	6A1GT	6CN7	7A6	12AZ7	25AC5	117N7GT
2A3	5A78	6AUSGT	6CU6	7A7	12B4	25AV5GT	117P7GT
2A5	5AW4	6A16	6D06	7A8	12BA6	25AX4GT	117Z3
2A7	5AZ4	6A38	6D06	7A4	12B66	25BK5	117Z4GT
2A7A4	5BK7	6AV5GT	6D16	7B5	12B6	25B06	117Z6GT
2B7	5BR8	6A76	6E5	7B6	12B7	25C06G	807
2B84	5B07	6A9B	6H6	7B7	12B85	25C16	9002
2D1	5B27	6AX4GT	6I4	7B8	12BQ6	25L6GT	9003
2E5	5C68	6AX5GT	6J5	7C4	12B87	25W4GT	9006
2X2A	5J6	6A28	6J6	7C5	12CA5	25Z5	
3A2	5T8	6BA6	6K6GT	7C6	12C16	25Z6	
3A3	5U8	6B5	6K7	7C7	12D06	# 27	
3A4	5U4G	6B8C	6L6	7E6	12J5	# 30	
3A5	5V4G	6B06	6L7	7E7	12L6GT	# 31	

ALL RECEIVING TUBES SENT POSTAGE PAID.

Please send 25c handling for orders under \$5.00. Send 25% deposit on C.O.D. orders and please send approximate postage on Canadian and foreign orders.

Above is only a partial list — order any type at the same price or send for free tube list and order blank. We have over 5,000 tube types on hand or at easy access, including special purpose, industrial and transmitting tubes which are slightly higher.

## ALL TUBES GUARANTEED ONE FULL YEAR...

NOTE: When ordering receiving tubes be sure to enclose 48c for each tube or \$45.00 per hundred.

### Thousands of TRADE-IN TVs

Please Specify Console or Table Model When Ordering  
Reconditioned by Factory Trained Technicians! Guaranteed To Be In Working Condition When You Receive Them!

10"	\$25.00	19"	\$56.00
12"	\$30.00	20"	\$63.00
14"	\$35.00	21"	\$70.00
16"	\$42.00	24"	\$95.00 (when available)
17"	\$49.00	27"	\$129.00 (when available)

Get yourself a second set or buy some for re-sale!  
All TVs sent motor freight or Railway Express F.O.B. our warehouse. Sorry, no A.P.O. shipments.  
**FREE INDOOR ANTENNA with each TV Purchase**

below is our new price schedule of six tubes. These famous make tubes contain all new parts with the exception of the glass bulb which does not wear out.

Any 10" Tube	\$ 9.95	Any 16" Tube	15.95
Any 12" Tube	10.95	Any 17" Tube	18.29
Any 14" Tube	13.95	Any 19" Tube	20.29
		Any 21" Tube	24.29

Prices On Larger Tubes On Request

Remember  
**Only 48¢ ea.**  
**\$45 Per Hundred**  
ANY TYPE  
ANY QUANTITY

Remember — NO DUD Required. All tubes guaranteed one year. Picture Tubes shipped F.O.B. Harrison, N. J.

# STANDARD LINE

**ELECTRIC COMPANY**

432 HARRISON AVENUE, HARRISON, N. J. Phone: HUmboldt 4-4997

# TIPS and TECHNIQUES



## CLOSE-FITTING SPAGHETTI

A professional look in terminating wires such as speaker leads with spade lugs can be achieved with ordinary vinyl spaghetti. Choose spaghetti with an opening slightly less than the smallest piece it is to cover, and cut off appropriate lengths. Soak these pieces in acetone for about 15 minutes. The spaghetti will swell and increase to three or four times its normal size, so that it can be slipped over the joint and let dry. It will shrink to its former size and form a snug-fitting cover for the joint.

—E. S. L.

## PHONE PLUG GUARD

If you should accidentally step on the plug at the end of a microphone cable, you

would probably break it. A 1½" length of broom handle with a hole drilled in its center large enough to accommodate the plug's metal tip will make a good guard. Should you step on the plug with the guard



in place, the guard's larger diameter will bear your weight rather than the plug's breakable Bakelite handle.


—A. C.

## SNAP BUTTON CONNECTORS

Try soldering snap buttons on the ends of experimental capacitors and resistors used for in-circuit testing. And try them on tiny alligator clamps using wire on one

(Continued on page 104)

## TUNE IN THE WORLD OF EXCITEMENT WITH THE WORLD'S FIRST THREE STAGE TRANSISTORIZED TWO BAND RADIO KIT FOR ONLY \$5.00 FULL PRICE—READ CAREFULLY



This set tunes the broadcast band and a click on the band switch lets you enjoy exciting police calls, ship to shore, aircraft, both commercial and military, amateur phone stations, code and foreign stations from all over the world. (It's the best electronic buy ever offered.) Tunes as many stations as sets costing up to \$100.00. Kit includes the following parts: Min-Tube, Min-Tube Socket, a special detector, printed circuit plate, a band switch, a battery switch, a tuning knob, a two band coil, an (Ekeradio) electronic wand, four condensers, two resistors, two phone clips, antenna trimmer, four rubber mounting feet, hookup wire, a coil mounting clip, and a sheet of easy-to-follow instructions. A 722 or a 107 transistor can be used for the third stage (Not furnished). Any phones will work with this set. Two small batteries furnish the power (Not furnished). This can be mounted on your small board or small plastic box. Send only \$5.00, a self-addressed gummed label to facilitate shipping of this fantastic kit, and ten cents in stamps to the address below. If the above instructions are not followed, your order may be delayed several months, so read carefully.

In Calif. add State Tax—No C.O.D.

U. S. Orders Only

## EKERADIO ELECTRONIC DEVELOPMENTS

Dept. P.E. • 650 North Fair Oaks Avenue

• Pasadena, California

## SURPLUS SALE

GOVT SURPLUS  
EXCESS INVENTORY  
BANKRUPT STOCK

### LOW PASS AUDIO FILTER

• Govt. precision expensive low pass filter. Cuts off all frequencies above 2350-cycles. Fascinating and useful experimental laboratory unit.



• Use ham rigs, audio experiments, telephone lines, hi-fidelity tests, etc. 600-ohm impedance in and out. Size 3½" x 1½" x 5". Wt. 2 lbs. Cost \$18.50. SALE... \$2.29 PPD.

### 110 TO 220 VOLT TRANSFORMER

• Govt. step-up or step-down auto type. Rated 750-w but will handle 1000-w. Run 220-volt devices on 110-volts or visa versa. Wonderful buy. Leading maker. Wt. 13½ lbs. Size 7½" x 5" x 4½". Govt. cost \$35.50. SALE... \$13.97 FOB



### MOBILE AUDIO AMPLIFIER

• Govt. compact audio 2-watt amplifier mixer. Operates from 12-v battery. Built-in dynamotor. Full controls. New. Size 4½" x 8" x 9". Wt. 18 lbs. Cost \$135. SALE... \$9.79 FOB



### FM TRANSMITTER

• Wonderful buy in 20-28 MC push button transmitter. Input 12-volts. Can be converted to ham 10 meter band.



• Components alone worth a great deal. Size 11" x 18" x 11". Wt. 50 lbs. Cost \$495. SALE... \$8.97 FOB



### ELECTRIC CAR MOTOR

• Powerful Govt. gear reduction motor. Make golf, boy's, invalid's car. Go anywhere. Reversible. Runs on 6 or 12 volts. Wt. 37 lbs. Cost \$205. SALE... \$19.72 FOB



### G. E. THYRATRON TUBE

• Expensive fascinating type GL-299 G.E. industrial gas relay tubes. Hundreds experimental-practical applications. Full data. Cost over \$8. SALE... \$2.69 PPD.



## SPECIAL OF THE MONTH!

### PORTABLE POWER PLANT

1500-w, 115-v, 60-c

• We offer 47 units factory overstock leading make AC plants. Latest model. Briggs engine, ball bearing.



• Ideal size for emergency power, portable tools, camping, etc. Wt. 130 lbs.

List \$275. SALE... FOB \$199.61

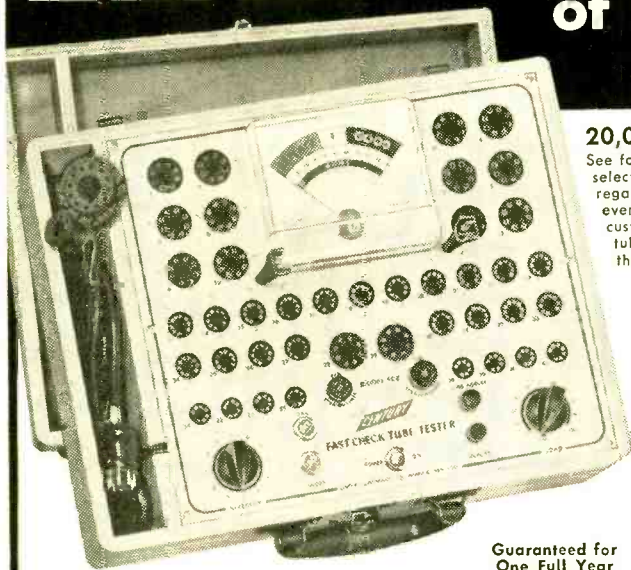
### STANDARD DIAL TELEPHONE

• Modern hi-efficiency attractive dial phone. Use for extension to main line on private system. Use several for complete private system, etc. Complete with ringer, dial, etc. Work on any system. Govt. cost \$25.50. SALE... \$9.95 PPD.



ORDER FROM AD or get free catalog. **SURPLUS CENTER** 867 West "O" St., Lincoln, Nebr.

# NO OTHER TUBE TESTER MADE- AT ANY PRICE—can MATCH the VALUE of the CENTURY FAST-CHECK



Dimensions: Width: 14 $\frac{5}{8}$ "  
Height: 11 $\frac{1}{4}$ " Depth: 4 $\frac{3}{8}$ "

Special compartment ac-  
commodates line cord and  
Picture Tube Test Adapter

## Picture Tube Test Adapter Included With Fast-Check

Enables you to check all picture tubes (including the new short-neck 110 degree type) for cathode emission, shorts and life expectancy... also to rejuvenate weak picture tubes. This feature eliminates the need of carrying extra instruments and makes the FC-2 truly an all-around tube tester.

**FAST-CHECK'S** low price is made possible because you are buying direct from the manufacturer.

Model FC-2—housed in sturdy wood carrying case complete with CRT adapter...

Guaranteed for One Full Year

**\$69<sup>50</sup>**  
Net

## 20,000 SERVICEMEN CAN'T BE WRONG!

See for yourself—AT NO RISK—why over 20,000 servicemen selected the FAST-CHECK above all other tube testers—regardless of price. With the FAST-CHECK you will make every call pay extra dividends by merely showing your customer the actual condition and life expectancy of the tube. The extra tubes you will sell each day will pay for the FAST-CHECK in a very short time.

Just 2 settings on the  
**FAST-CHECK TUBE TESTER**  
tests over 650 tube types completely,  
accurately — **AND IN SECONDS!**

● **POSITIVELY CANNOT BECOME OBSOLETE**  
Circuitry is engineered to accommodate all future tube types as they come out. New tube listings are furnished periodically at no cost.

● **NO TIME CONSUMING MULTIPLE SWITCHING**  
Only two settings are required instead of banks of switches on conventional testers.

● **NO ANNOYING ROLL CHART CHECKING**  
Tube chart listing over 650 tube types is conveniently located inside FAST-CHECK cover. New tube listings are easily added without costly roll chart replacement.

## COMPARE FAST-CHECK WITH OTHER TESTERS RANGING FROM \$40 TO \$200

### RANGE OF OPERATION

- ✓ Checks quality of over 650 tube types, which cover more than 99% of all tubes in use today, including the newest series-string TV tubes, auto 12 plate-volt tubes, OZ4s, magic eye tubes, gas regulators, special purpose hi-fi tubes and even foreign tubes.
- ✓ Checks for inter-element shorts and leakage.
- ✓ Checks for gas content.
- ✓ Checks for life-expectancy.

Other testers may have some of the above features... but only the **FAST-CHECK** has them all!

### IMPORTANT FEATURES

- Checks each section of multi-section tubes and if only one section is defective the tube will read "Bad" on the meter scale ● Less than 10 seconds required to test any tube ● 41 long lasting phosphor-bronze tube sockets accommodate all present and future tube types... cannot become obsolete ● 7-pin and 9-pin straighteners mounted on panel ● Large D'Arsonval type meter is extremely sensitive yet rugged—fully protected against accidental burn-out ● Special scale on meter for low current tubes ● New tube listings furnished periodically at no cost ● Compensation for line voltage variation.

## SHIPPED ON APPROVAL FOR 10 DAY FREE TRIAL

Try the FC-2 before you buy it! No obligation to buy.

## PAY IN SMALL MONTHLY PAYMENTS

Easy to buy if you're satisfied. Pay at net cash price... no financing charges.

**NO MONEY REQUIRED  
WITH ORDER...**

## CENTURY ELECTRONICS CO., Inc., 111 ROOSEVELT AVENUE Dept. 312, Mineola, N. Y.

Rush the FAST-CHECK for a 10 day trial period. If not completely satisfied I will return the instrument within 10 days without further obligation. If fully satisfied I agree to pay the down payment within 10 days and the monthly installments as shown. No financing charges are to be added.

MODEL FC-2... \$69.50 — Pay \$14.50 within 10 days.  
Balance \$11.00 monthly for 5 months.

Name.....

Address.....

City..... State.....


F.O.B., Mineola, N.Y.

build your own  for fun!




Don't let a lack of experience keep you from enjoying the fun and savings of "Do-it-yourself" kit construction. The easy-to-follow diagrams that come with every Heathkit insure your success. Let our experience be your teacher—and you'll save one-half or more over the price of "built-up" equipment of equal quality.

**HEATH COMPANY** A subsidiary of Daystrom, Inc. BENTON HARBOR 10, MICH.



"BASIC" SPEAKER SYSTEM



RANGE EXTENDER



A-9C 20-WATT AMPLIFIER



**HEATHKIT "BASIC RANGE"  
HIGH FIDELITY SPEAKER SYSTEM KIT**

This amazing speaker system can fulfill your present needs and still provide for future expansion. Fine hi-fi performance the result of using high quality speakers in an enclosure especially designed for them. Features two Jensen speakers to cover 50 to 12,000 CPS within  $\pm 5$  db. Power rating is 25 watts, and impedance is 16 ohms. Enclosure constructed of veneer-surfaced plywood,  $\frac{1}{2}$ " thick, and measures 11 $\frac{1}{2}$ " H x 23" W x 11 $\frac{1}{4}$ " D. Precut and predrilled for quick assembly.

Model SS-2  
**\$39<sup>95</sup>**  
Shpg. Wt. 26 lbs.

**HEATHKIT RANGE EXTENDING  
HIGH FIDELITY SPEAKER SYSTEM KIT**

Designed especially for use with SS-2 "Basic" system. Contains 15" woofer and compression-type super tweeter. Extends basic unit to 35—16,000 CPS,  $\pm 5$  db. Impedance 16 ohms. Measures 29" H x 23" W x 17 $\frac{1}{2}$ " D, and is constructed of  $\frac{3}{4}$ " veneer-surfaced plywood.

Model SS-1B  
**\$99<sup>95</sup>**  
Shpg. Wt. 80 lbs.

**HEATHKIT A-9C HIGH FIDELITY  
AMPLIFIER KIT**

This model incorporates its own power supply and preamplifier. Plenty of power with full 20 watt rating. Four separate inputs, selected by panel-mounted switch, and separate bass and treble controls. Ideal for home or PA applications. Output transformer tapped at 4, 8, 16 or 500 ohms. Response within  $\pm 1$  db from 20 to 20,000 CPS.

Model A-9C  
**\$35<sup>50</sup>**  
Shpg. Wt. 23 lbs.

**HEATHKIT HIGH FIDELITY FM TUNER KIT**

Now you can have full-fidelity FM performance from 88 to 108 mc at reasonable cost. Features temperature-compensated oscillator—built in power supply, and beautiful cabinet. Components prealigned at factory!

Model FM-3A  
**\$25<sup>95</sup>**  
Shpg. Wt. 8 lbs.  
(with cabinet)

**HEATHKIT BROADBAND AM TUNER KIT**

Tunes standard AM band from 550 to 1600 kc with fine sensitivity and broadband characteristics. Features include built-in power supply and low-distortion detector. All RF circuits prealigned for simplified construction.

Model BC-1A  
**\$25<sup>95</sup>**  
Shpg. Wt. 9 lbs.  
(with cabinet)

**HEATHKIT "MASTER CONTROL"  
HI-FI PREAMPLIFIER KIT**

Provides extra amplification, selection of inputs, volume and tone controls, and turnover and rolloff controls, for Williamson-type amplifiers. Beautiful satin-gold enamel cabinet. Derives operating power from amplifier.

Model WA-P2  
**\$19<sup>75</sup>**  
Shpg. Wt. 7 lbs.  
(with cabinet)

**HEATHKIT 25-WATT HIGH FIDELITY  
AMPLIFIER KIT**

Outstanding 25-watt Williamson-type amplifier employs KT66 tubes and Peerless output transformer, tapped at 4, 8, and 16 ohms. A fine amplifier for the "deluxe" system. WA-P2 preamplifier required for operation. Express only.


Model W-5M  
**\$59<sup>75</sup>**  
Shpg. Wt. 31 lbs.




FM TUNER



AM TUNER



PREAMPLIFIER



W-5M 25-WATT AMPLIFIER

**HEATHKITS**  
*World's finest  
electronic equipment  
in kit form...*



Choose your own "Do-it-yourself" project  
from the world's largest kit manufacturer

## HEATH COMPANY

A subsidiary of Daystrom, Inc.

BENTON HARBOR 10, MICHIGAN

Now you can have radio  
wherever you go —  
with the portable  
that plays anywhere!

**NEW LOW PRICE!**

Model XR-1L  
**\$34<sup>95</sup>**

Model XR-1P  
**\$29<sup>95</sup>**

*Note: Prices are with cabinet less batteries.*

### HEATHKIT MODEL XR-1P TRANSISTOR PORTABLE RADIO KIT

This easy to build transistor radio is designed for lifetime operation. Features 6 name-brand (Texas Instrument) transistors for extra good sensitivity and selectivity. A 4" x 6" speaker for "big set" tone, built-in rod-type antenna, and uses 6 standard size "D" flashlight cells for extremely long battery life (between 500 and 1,000 hours). Cabinet is two-tone blue molded plastic with pull-out carrying handle. Measures 9" L. x 7" H. x 3 1/4" D. Transformers are prealigned eliminating special alignment equipment. Shpg. Wt. 6 lbs.

**MODEL XR-1L:** Identical to XR-1P except in leather case. Carrying strap included. Shpg. Wt. 7 lbs.

### HEATHKIT BROADCAST BAND RADIO KIT

Covers 550 to 1600 kc with good sensitivity and selectivity. Has 5 1/2" PM speaker for good tone quality. Features transformer power supply and built-in antenna. Signal generator recommended for alignment. Cabinet, as shown, available separately. Shpg. Wt. 10 lbs.

Model BR-2  
**\$18<sup>95</sup>**

*(less cabinet)*

### HEATHKIT CRYSTAL RADIO KIT

Features a sealed germanium diode to eliminate critical "cats whisker" adjustment. Employs two tuning condensers for good selectivity, and covers the broadcast band from 540 to 1600 kc. Requires no external power. Kit price includes headphones. Shpg. Wt. 3 lbs.

Model CR-1  
**\$7<sup>95</sup>**

### HEATHKIT ENLARGER TIMER KIT

The dial of this handy timer covers 0 to one minute calibrated in five-second gradations, so that the timing cycle of a photographic enlarger can be electronically controlled. Built-in relay handles up to 350 watts, and enlarger merely plugs into receptacle of front panel. Also provision for plugging in safe-light. An easy-to-build device that makes a fine addition to any dark room. Shpg. Wt 3 lbs.

Model ET-1  
**\$11<sup>50</sup>**

**TABLE-MODEL RADIO**

**CRYSTAL RADIO**

**ENLARGER TIMER**

### HEATHKIT FUEL VAPOR DETECTOR KIT

The FD-1 is a safety device to detect fuel vapor in the engine compartment or other sections of your boat. The detector unit mounts in the area to be checked, and the indicating meter and controls mount on the control panel. Will operate intermittently or continuously, and indicates dangers of fire or explosion to protect your boat and its passengers. Models FD-1-6 (6 volts DC) and FD-1-12 (12 volts DC) operate from boat batteries. Kit even includes spare detector unit. Shpg. Wt. 4 lbs.

6-volt FD-1-6,  
12-vt. FD-1-12  
**\$35<sup>95</sup>**  
each

### HEATHKIT RF POWER METER KIT

This handy device measures the RF field in the vicinity of a transmitter, whether it be marine, mobile, fixed, etc. Requires no electricity, nor direct connection to the transmitter. Provides a continuing indication of transmitter operation. Merely place it in proximity to the transmitter antenna and it will produce a reading on its 200 ua panel meter when the transmitter is in use. Operates with any transmitter between 100 kc and 250 mc. Includes a sensitivity control for meter. Shpg. Wt. 2 lbs.


Model PM-1  
**\$14<sup>95</sup>**

### HEATHKIT TRANSISTOR RADIO DIRECTION-FINDER KIT

The Heathkit Transistor Radio Direction-Finder model DF-1 is a self-contained, self-powered, 6-transistor super heterodyne broadcast radio receiver incorporating a directional loop antenna, indicating meter, and integral speaker. It is designed to serve primarily as an aid to navigation when out of sight of familiar landmarks. It can be used not only aboard yachts, fishing craft, tugs, and other vessels which navigate either out of sight of land or at night, but also for the hunter, hiker, camper, fisherman, aviator, etc. It is powered by a 9-volt battery. (A spare battery is also included with the kit.) The frequency range covers the broadcast band from 540 to 1600 kc and will double as a portable radio. A directional high-Q ferrite antenna is incorporated which is rotated from the front panel to obtain a fix on a station and a 1 ma meter serves as the null and tuning indicator. The controls consist of: tuning, volume and power (on-off), sensitivity, heading indicator (compass rose) and bearing indicator (antenna index). Overall dimensions are 7½" W x 5¼" H x 5¼" D. Supplied with slip-in-place mounting brackets, which allow easy removal from ship bulkheads or other similar places. Shpg. Wt. 4 lbs.

Model DF-1  
**\$54<sup>95</sup>**

## NEW! Heathkits for the boating enthusiast



FUEL VAPOR DETECTOR




POWER METER



RADIO DIRECTION-FINDER

**HEATHKIT**



**DX-20 TRANSMITTER**



**RF SIGNAL GENERATOR**



**GRID DIP METER**



**HANDITESTER**

**HEATHKIT DX-20 CW TRANSMITTER KIT**

This Heathkit straight-CW transmitter is one of the most efficient rigs available today. It is ideal for the novice, and even for the advanced-class CW operator. It employs a 6DQ6A tube in the 50-watt final amplifier circuit, a 6CL6 oscillator and a 5U4GB rectifier. Single-knob band switching covers 80, 40, 20, 15, 11, and 10 meters. The DX-20 is designed for crystal excitation, but may be excited by an external VFO. Pi network output circuit is employed to match antenna impedances between 50 and 1000 ohms.

Model DX-20  
Shpg. Wt. 19 lbs. **\$35<sup>95</sup>**

**HEATHKIT GRID DIP METER KIT**

An instrument of many uses for the ham, experimenter, or service technician. Useful in locating parasitics, neutralizing, determining resonant frequencies, etc. Covers 2 mc to 250 mc with prewound coils. Use to beat against unknown frequencies, or as absorption-type wave meter.

Model GD-18  
Shpg. Wt. 4 lbs. **\$21<sup>95</sup>**

**HEATHKIT RF SIGNAL GENERATOR KIT**

Produces rf signals from 160 kc to 110 mc on fundamentals on five bands, and covers 110 mc to 220 mc on calibrated harmonics. Output may be pure rf, rf modulated at 400 CPS, or audio at 400 CPS. Preamplified coils eliminate the need for calibration after completion.

Model SG-8  
Shpg. Wt. 8 lbs. **\$19<sup>50</sup>**

**HEATHKIT HANDITESTER KIT**

Measures AC or DC voltage at 0—10, 30, 300, 1000 and 5000 volts. Direct current ranges are 0-10 ma and 0-100 ma. Ohmmeter ranges are 0-3000 and 0-300,000 ohms. Sensitivity is 1000 ohms/volt. Features small size and rugged construction in sleek black bakelite case.

Model M-1  
Shpg. Wt. 3 lbs. **\$17<sup>95</sup>**

**HEATHKIT ETCHED-CIRCUIT VTVM KIT**

Sensitivity and reliability are combined in the V-7A. It features 1% precision resistors, large 4 1/2" panel meter, and etched circuit board. AC (RMS) and DC voltage ranges are 0—1.5, 5, 15, 50, 150, 500, and 1500. Peak-to-peak AC ranges are 0—4, 14, 40, 140, 400, 1400 and 4000 volts. X1, X10, X100, X10k, X100k, and X1 megohm.

Model V-7A  
Shpg. Wt. 7 lbs. **\$24<sup>95</sup>**

**HEATHKIT ALL-BAND RADIO KIT**


This receiver covers 550 kc to 30 mc in four bands, and is ideal for the short wave listener or beginning amateur. It provides good sensitivity and selectivity, combined with good image projection. Amateur bands clearly marked on the illuminated dial scale. Employs transformer-type power supply—electrical band spread—antenna trimmer—separate rf and af gain controls—noise limiter and headphone jack. Built-in BFO for CW reception. Cabinet, as shown, available separately.

Model AR-3  
Shpg. Wt. 12 lbs. **\$29<sup>95</sup>**  
*(less cabinet)*


**HEATHKIT "GENERAL PURPOSE" 5" OSCILLOSCOPE KIT**

This oscilloscope sells for less than the previous model, yet incorporates features for improved performance. The OM-2 provides wider vertical frequency response, extended sweep generator coverage, and increased stability. Vertical channel is essentially flat to over 1 mc. Sweep generator functions from 20 CPS to over 150 kc. Amplifiers are push-pull, and modern etched circuits are employed in critical parts of the design. A 5BP1 cathode ray tube is used. The scope features external or internal sweep and sync, 1-volt peak-to-peak reference voltage, three-position step attenuated input, and many other "extras."

Model OM-2  
Shpg. Wt. 22 lbs. **\$39<sup>95</sup>**



"GENERAL-PURPOSE" SCOPE



ALL-BAND RADIO



VACUUM TUBE VOLTMETER



**FREE 1958 CATALOG**

Write today for this FREE CATALOG listing more than 100 "do-it-yourself" kits.

**HEATHKITS**

*World's finest electronic equipment in kit form...*

**HOW TO ORDER...**

Just identify the kit you desire by its model number and send check or money order to address below. Don't hesitate to ask about HEATH TIME PAYMENT PLAN.

*Pioneer in "do-it-yourself" electronics*

**ORDER BLANK**

**HEATH**

**COMPANY**

A subsidiary of Daystrom, Inc.  
Benton Harbor 10, Mich.

Name \_\_\_\_\_  
Address \_\_\_\_\_  
City \_\_\_\_\_ Zone \_\_\_\_\_ State \_\_\_\_\_

- SHIP VIA**
- Parcel Post
  - Express
  - Freight
  - Best Way

Quantity	Item	Model No.	Price

SEND FREE Heathkit Catalog

Enclosed find  check  money order for \$\_\_\_\_\_. Please ship C.O.D. postage enclosed for \_\_\_\_\_ lbs. On express orders do not include transportation charges—they will be collected by the ex-

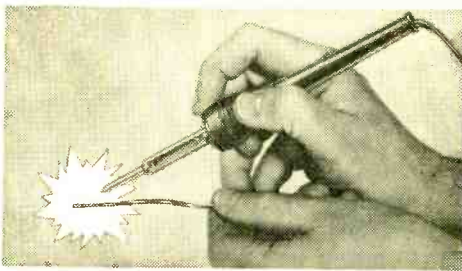
press agency at time of delivery. On parcel post orders include postage for weight shown. Orders from APO's must include full remittance. NOTE: All prices are subject to change without notice and are F.O.B. Benton Harbor, Mich.

POSTAGE

TOTAL

# WELD — SOLDER ANYTHING FAST!

THE WORLD'S MOST POWERFUL.  
MINIATURE SOLDERING IRON MENDS  
AND REPAIRS 1001 ITEMS IN A JIFFY



AMAZING "MIGHTY-MITE SOLDER-ETTE" SAVES HUNDREDS OF DOLLARS IN REPAIRS . . . FIXES EVERYTHING FROM TV SETS TO TOYS! You can save up to \$25.00 the very first time you use your Solder-Ette. Stop paying expensive repair bills. Precision engineered, Solder-Ette permits you to make thousands of household and shop repairs in a jiffy! Repair appliances, TV & Radio Sets, lamps, electrical wiring, motors, toys, jewelry, etc. Easy-grip handle is heat-proof. Modern design permits use in even most crowded spots. Copper alloy tip screws into super-heat element, permitting easy replacement. Complete with quality line cord. 25 Watts 110-120V AC/DC. FULLY GUARANTEED. If not delighted return within 10 days for full refund. Send \$2.98 Postpaid plus 25¢ for PP & handling.

Sorry. no C.O.D. Tube Wholesalers Co., Dept. S-PE  
Box 61, Baldwin, L.I., N.Y.

## ANOTHER FIRST

A  
Transistorized  
FM Converter  
For Cars,  
Boats,  
Planes and  
Your Home  
**AND  
HEAR  
THIS**



You can enjoy FM in private with a special earpiece, fine for hospitals etc. Runs a month continuously on a 25¢ flashlight battery. Size only 2" x 3 3/4" x 6 1/4". Send stamped self-addressed envelope for prices.

**NEW! A TRANSISTORIZED  
FM POCKET SET  
CHOICE OF THREE BANDS  
(ONE CHOICE ONLY)**

30 to 50 Meg. Band—88 to 145 Meg. Band—TV Sound Channels 2,3,4,5. Higher and Lower Bands Can Be Had By Experimenting By The Builder. Size Only 1" thick, 2 3/4" Wide and 4 3/4" Long.

Send for prices and information.  
To speed your reply send stamped self-addressed envelope.

**EKERADIO**

650 N. FAIR OAKS AVE., PASADENA, CALIFORNIA



## Tips and Techniques


(Continued from page 96)

end and the snap buttons on the other. You will be spared much unnecessary soldering.

—B. M. B.

### WARMED TAPE WRAPS BETTER

When you have to wrap wire with electrician's plastic tape, you'll find that the tape does a more effective job if you warm the roll just before use. The heat will

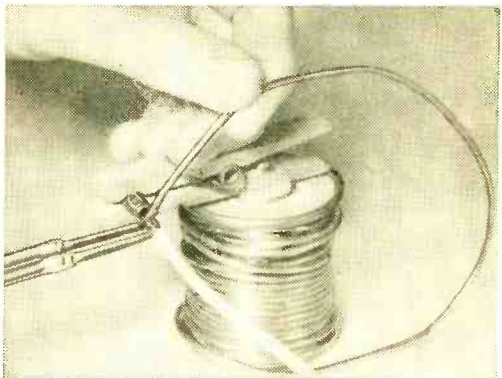


soften the adhesive and give it more adherence, and the tape will stretch for a tighter wrap. It is especially desirable to warm the tape before using it outdoors in cold weather.

—L. S.

### SOLVING A SOLDERING PROBLEM

Do you have trouble holding small parts while you solder them? Don't let this be a problem any longer. Plug the hole in the



center of your spool of solder with a large snug-fitting wooden dowel, and attach a spring clothespin with a small wood screw. The attached clothespin makes an ex-

# save on hi-fi, ham radio, other electronics devices by using easy-to-assemble kits!



## New ELECTRONICS KITS Guide and Directory Now on Sale!

There's lots of fun and satisfaction—as well as big savings—in building electronics devices from kits. And now, for the first time, you can get a publication that tells you all you need to know about putting together your own hi-fi set, electronics laboratory, short-wave receiver, electronics accessories for car and boat, photoelectric eyes, pocket radios—dozens of practical, enjoyable electronics devices.

Whether you're an old hand at kit construction or have never used a soldering iron, you'll find this 160-page guide to ELECTRONICS KITS a windfall of valuable information. Edited by the Ziff-Davis Electronics Division, this new Annual contains 30 construction articles and 640 illustrations. *In addition, it has the world's only directory of electronics kits, including specifications, prices and manufacturers' names.*

### PLUS:

**KIT BUILDERS GUIDE**—Why build kits? What tools you should have, contents of a typical kit.

**FOR YOUR HI-FI**—Assembling your kit-built hi-fi. Construction kits for typical hi-fi tuner. Integrated amplifier. Preamplifier. Power amplifier. Speaker enclosure. Turntable and pickup arm.

**FOR YOUR SHOP**—What type of test instruments should you buy? How to construct a vacuum tube voltmeter. A Multitester. R.F. Generator. Condenser Checker. Audio Generator. TV Sweep Generator. Tube Tester.

**KITS FOR THE HAM**—How to build an All-Band Receiver. Variable Frequency Oscillator. Grid Dip Meter. CW Transmitter. Marker Generator. Modulator. CW and Phone Transmitter.

**KITS FOR THE HOME**—How to construct an Intercom System. Portable Radio. Burglar Alarm. Auto Ignition Analyzer. Games for children.

This big, new builder's guide and directory to ELECTRONICS KITS is now on sale. Be sure to pick up your copy today at your favorite newsstand or radio parts store—only \$1.00.

**ZIFF-DAVIS PUBLISHING CO., 434 South Wabash Avenue, Chicago 5, Illinois**

December, 1958

105

# the 1959 edition of the **ELECTRONIC EXPERIMENTER'S HANDBOOK** will be out in January!

You won't want to miss the 1959 edition of the **ELECTRONIC EXPERIMENTER'S HANDBOOK**—now being readied for publication in January. It will bring you 50 projects like:

- a satellite tracking station
- hi-fi and stereo equipment
- projects for your home, your car, your boat
- receivers and converters
- electronic games to play
- projects for your workshop or ham shack



**PLUS**—a helpful collection of tips and techniques for the electronic experimenter!

The 1959 edition of the **ELECTRONIC EXPERIMENTER'S HANDBOOK** goes on sale in January—watch for it!

**ZIFF-DAVIS PUBLISHING COMPANY**  
434 South Wabash Avenue, Chicago 5, Ill.

## 2 WAY PORTABLE RADIO SET

**SENDS—RECEIVES UP TO 10 MILES AS SHOWN**

With built-in antenna or hundreds of miles with outside antenna! Works on 80 and 40 meter (Novice) amateur radio bands—also Aircraft and overseas broadcast (500mc). **PORTABLES!—CONTAINS POWER DRY BATTERIES AND PORTABLE RADIO BATTERIES. NO AC PLUG-INS NEEDED!**

Take it with you everywhere you go—on trips, vacations, camping—Keep in contact with home, friends. Use 5 watt crystal controlled transmitter—Sensitive Regenerative Receiver, Send-Receive switch. Wt. only 3 lbs. Size, only 6"x4"x4". **TESTED—PROVEN—Simplified—Practical**—Full information given on quick easy to get license.



**SEND ONLY \$3.00** (bill, ok, mo) and pay postman \$12.95 COD postage on arrival or send \$13.95 for postpaid delivery. Complete kit includes all parts, tube, coils, plastoid cabinet, easy instructions. (Set of batteries \$3.49; crystal \$1.40). **COMPLETELY WIRED AND TESTED POSTPAID \$19.95.** A regular \$49.95 value—Order now before price goes up. **GUARANTEED—AVAILABLE ONLY FROM:**

**WESTERN RADIO, DEPT. BNE-12, KEARNEY, NEBR.**

## ENGINEERING DEGREES

**E.E. Option Electronics or Power**  
**Earned Through HOME STUDY**  
**or Residence Work**

**5719-W Santa Monica Blvd.**  
**HOLLYWOOD 38, CALIFORNIA**


Colleges of Engineering, Physics, and Business Administration.



tremely handy "vise" for holding the work. When you buy a new spool of solder, just pull out the plug and insert it into the new spool. —J. A.

### TAPE RECORDER MAINTENANCE

To help maintain your tape recorder's mechanical mechanism in efficient operating condition, add a soda straw (preferably a plastic one) to your recorder cleaning and lubricating kit. You'll find it handy for



blowing loose dust and lint from inaccessible nooks around the recording and playback heads. Select a straw that has a relatively large inside diameter—it offers less resistance to your breath and makes blowing easier. If you don't happen to have a straw readily available, a piece of insulating spaghetti will do. —J. A. C.

### HARD-TO-GET-AT TUBES

The best way to remove a tube from its socket is to grasp the tube firmly with the hand and pull straight up while rocking



the tube very gently from side to side. However, some tubes are mounted in such hard-to-get-at places that you cannot get your

Always say you saw it in—**POPULAR ELECTRONICS**



# FREE Lafayette 1959 CATALOG

## 260 GIANT-SIZED PAGES!



*"Everything  
in  
Electronics"*

CONTAINS HUNDREDS OF EXCLUSIVE LAFAYETTE ITEMS NOT AVAILABLE IN ANY OTHER CATALOG OR FROM ANY OTHER SOURCE — SEND FOR YOUR COPY NOW!

A "must" for the economy-minded hi-fi enthusiast, experimenter, hobbyist, engineer, technician, student, serviceman and dealer.

### The Complete Catalog Featuring "The Best Buys In The Business"

Send for Lafayette's 1959 Catalog—the most complete, up-to-the-minute electronic supply catalog crammed full of everything in electronics at our customary down-to-earth money-saving prices.

**LEADERS IN HI-FI**—The most complete selection and largest stocks of hi-fi components and systems—available for immediate delivery at the lowest possible prices. Save even more on Lafayette endorsed "best-buy" complete systems.

#### FOR THE NEWEST AND FINEST IN STEREOHONIC HI-FI EQUIPMENT AND SYSTEMS

- TAPE RECORDERS
- PUBLIC ADDRESS SYSTEMS
- AMATEUR EQUIPMENT
- INDUSTRIAL SUPPLIES
- MICROSCOPES & TELESCOPES
- RADIO AND TV TUBES & PARTS
- EXCLUSIVE LAFAYETTE TRANSISTOR AND HI-FI KITS

#### EASY PAY TERMS

Only 10% down—Up to 18 months to pay

### NEW! LAFAYETTE 'STEREO' HI-FI PHONO MUSIC SYSTEM

An Ideal Quality System For Listening To The New High Realism Stereo Sound!  
FOR STEREO & MONAURAL REPRODUCTION



LAFAYETTE  
LA-90



GARRARD  
RC 121/11



NEW GE GC-7  
STEREO COMPATIBLE  
CARTRIDGE WITH  
DIAMOND STYLUS



SK-58

SK-58



SPEAKER  
ENCLOSURES

Reg. Catalog Price  
~~200.57~~

**ONLY 167.50**

SAVE 33.07!

16.75 DOWN ● 12.00 MONTHLY

A superb complete phono music system brought to you by Lafayette's top stereo engineers. Heart of the system is the new Lafayette LA-90 28-watt stereo amplifier with 14 watts per channel or 28 watts monaurally and with all the inputs necessary for a complete stereo control center. Other fine components include the famous new Garrard RC121/11 4-speed automatic record changer, ready to accept stereo cartridges; the Lafayette PK-111 wood base for changer, of fine selected woods; the new GE GC-7 stereo/monaural variable reluctance magnetic cartridge with 0.7 mil genuine GE diamond stylus for microgroove stereo and monaural LP and 45 rpm records; and 2 of the unbeatable, for performance-value, Lafayette SK-58 12" coaxial speakers. Supplied complete with cables, connectors, and easy installation instructions. Shpg. wt., 66 lbs.

HF-374 Stereo Phono System, with mahogany or blonde wood changer base (please specify) ..... Net **167.50**


HF-375 Same, but with 2-Lafayette CAB-16 mahogany or walnut or CAB-17 blonde speaker enclosures (specify which).  
Net **222.50**

#### STEREO FM/AM-PHONO SYSTEM

HF-376 Same as HF-374 but with new Lafayette Model LT-99 Stereo FM/AM Tuner ..... Net **237.00**

HF-377 Same as HF-376 but with 2-Lafayette CAB-16 mahogany or walnut or CAB-17 blonde speaker enclosures ..... Net **292.00**

#### NEW! LAFAYETTE STEREO AMPLIFIER KIT



- 4 WATTS STEREO OUTPUT
- COMPLETE STEREO CONTROLS
- TRANSFORMER OPERATED

**ONLY 18.95**

Brand new stereo amplifier kit for that extra small stereo hi-fi set, featuring separate volume controls; ganged tone control; stereo, reverse and monaural switch. 40 millivolt sensitivity! Complete kit with tubes, rectifier, all parts and instructions. Only 9 1/2" x 5" x 4 1/2". For 110-120 60 cycle AC. Shpg. wt., 7 lbs.  
KT-126 - Complete Kit, with tubes ..... Net **18.95**

*Lafayette Radio* P. O. BOX 511  
JAMAICA 31, N. Y.  
Depr. IL

Send FREE CATALOG 590

Name \_\_\_\_\_

Address \_\_\_\_\_

City \_\_\_\_\_


Zone \_\_\_\_\_ State \_\_\_\_\_

**CUT OUT  
AND  
PASTE ON  
POSTCARD**

# New! YEARS AHEAD! Lafayette STEREO TUNER KIT



**THE MOST  
FLEXIBLE TUNER  
EVER  
DESIGNED**



Use it as a Binaural-  
Stereophonic FM-AM tuner

Use it as a Dual-Monaural FM-AM tuner

Use it as a straight Monaural FM or AM tuner

- Multiflex Output for New Stereo FM
- 11 Tubes (including 4 dual-purpose) + Tuning Eye + Selenium rectifier Provide 17 Tube Performance
- 10KC Whistle Filter ● Pre-aligned IF's
- Tuned Cascade FM ● 12 Tuned Circuits
- Dual Cathode Follower Output
- Separately Tuned FM and AM Sections
- Armstrong Circuit with FM/AFC and AFC Defeat
- Dual Double-Tuned Transformer Coupled Limiters.

More than a year of research, planning and engineering went into the making of the Lafayette Stereo Tuner. Its unique flexibility permits the reception of binaural broadcasting (simultaneous transmission on both FM and AM), the independent operation of both the FM and AM sections at the same time, and the ordinary reception of either FM or AM. The AM and FM sections are separately tuned, each with a separate 3-gang tuning condenser, separate flywheel tuning and separate volume control for proper balancing when used for binaural programs. Simplified accurate knife-edge tuning is provided by magic eye which operates independently on FM and AM. Automatic frequency control "locks in" FM signal permanently. Aside from its unique flexibility, this is, above all else, a quality high-fidelity tuner incorporating features found exclusively in the highest priced tuners.

The 5 controls of the KT-500 are FM Volume, AM Volume, FM Tuning, AM Tuning and 3-position Function Selector Switch. Tastefully styled with gold-brass escutcheon having dark maroon background plus matching maroon knobs with gold inserts. The Lafayette Stereo Tuner was designed with the builder in mind. Two separate printed circuit boards make construction and wiring simple, even for such a complex unit. Complete kit includes all parts and metal cover, a step-by-step instruction manual, schematic and pictorial diagrams. Size is 13 3/4" W x 10 3/8" D x 4 1/2" H. Shpg. wt., 22 lbs.

The new Lafayette Model KT-500 Stereo FM-AM Tuner is a companion piece to the Models KT-300 Audio Control Center Kit and KT-400 70-watt Basic Amplifier Kit.

KT-500.....Net **74.50**

LT-50 Same as above, completely factory wired and tested .....Net **124.50**

**KT-500 IN KIT FORM**  
**74.50**  
ONLY 7.45 DOWN  
7.00 MONTHLY

## NEW! LAFAYETTE PROFESSIONAL STEREO MASTER AUDIO CONTROL CENTER



KT-600  
**79.50**  
IN KIT FORM

ONLY 7.95 DOWN

Solves Every Stereo/Monaural Control Problem!

- UNIQUE STEREO & MONAURAL CONTROL FEATURES
- AMAZING NEW BRIDGE CIRCUITRY FOR VARIABLE 3d CHANNEL OUTPUT & CROSS-CHANNEL FEED
- PRECISE "NULL" BALANCING SYSTEM

A REVOLUTIONARY DEVELOPMENT IN STEREO HIGH FIDELITY. Provides such unusual features as a Bridge Control, for variable cross-channel signal feed for elimination of "ping-pong" (exaggerated separation) effects and for 3d channel output volume control for 3-speaker stereo systems; 3d channel output also serves for mixing stereo to produce excellent monaural recordings. Also has full input mixing of monaural program sources, special "null" stereo balancing and calibrating system (better than meters), 24 equalization positions, all-concentric controls, rumble and scratch filters, loudness switch. Clutch type volume controls for balancing or as 1 Master Volume Control. Has channel reverse, electronic phasing, input level controls. Sensitivity 1.78 millivolts for 1 volt out. Dual low-impedance outputs (plate followers), 1300 ohms. Response 10-25,000 cps  $\pm$  0.5 db. Less than .03% IM distortion. Uses 7 new 7025 low-noise dual triodes. Size 14" x 4 1/2" x 10 3/8". Shpg. wt., 16 lbs. Complete with printed circuit board, cage, profusely illustrated instructions, all necessary parts.

LAFAYETTE KT-600 - Stereo Preamplifier kit ..... Net **79.50**

## NEW! LAFAYETTE STEREO/MONAURAL 36-WATT BASIC AMPLIFIER



KT-310  
**47.50**  
IN KIT FORM

ONLY 4.75 DOWN

- 36-WATT STEREO AMPLIFIER
- 4 PREMIUM-TYPE 7189 OUTPUT TUBES
- RESPONSE 35-30,000 CPS  $\pm$  1/2 DB
- 18 WATTS PER STEREO CHANNEL OR 36 WATTS MONAURALLY
- 2 PRINTED CIRCUIT BOARDS FOR NEAT, EASY WIRING

A superbly-performing basic stereo amplifier, in easy-to-build kit form to save you lots of money and let you get into stereo now at minimum expensel Dual inputs, each provided with individual volume control. The unit may be used with a stereo preamplifier for 2 18-watt stereo channels, or at the flick of a switch, as a top-quality 36-watt monaural amplifier; or, if desired, it may be used as 2 separate monaural 18-watt amplifiers! CONTROLS include 2 input volume controls, channel reverse switch (AB-BA), monaural-stereo switch. DUAL OUTPUT IMPEDANCES are: 4, 8, 16 and 32 ohms (permitting paralleled monaural operation of 2 speaker systems of up to 16 ohms). INPUT SENSITIVITY is 0.45 volts per channel for full output. TUBES are 2-6AN8, 4-7189; GZ34 rectifier. SIZE is 9-3/16" d (10-9/16" with controls) x 5 1/4" h x 13 3/4" w. Supplied complete with perforated metal cage, all necessary parts and detailed instructions. Shpg. wt., 22 lbs.

KT-310 Stereo Power Amplifier Kit ..... Net **47.50**

**Lafayette Radio** 165-08 Liberty Ave.  
Dept. LL JAMAICA 33, N. Y.

NEW YORK 13, N. Y. 100 6th Ave.  
BRONX 58 N. Y. 542 E. Fordham Rd. BOSTON 10, Mass. 110 Federal St.  
PLAINFIELD, N. J. 139 W. 2nd St. NEWARK 7, N. J. 24 Central Ave.



## NEW! LAFAYETTE DELUXE STEREO TAPE RECORDER

### An Outstanding Quality Value

- 4 TRACK STEREO • 5 WATT AMPLIFIERS • COMPLETE 2-UNIT STEREO TAPE PLAYBACK SYSTEM WITH TWO 5-WATT AMPLIFIERS, 6" WOOFERS, 4" TWEETERS, L/C CROSSOVER NETWORKS. MATCHING PORTABLE CARRYING CASE FOR SECOND STEREO CHANNEL

The new Lafayette recorder plays 2-track stereo, 4-track stereo open tape reels or monaural tapes. The unit features new 0.12 mil fine-gap heads for better response at 3 1/4 IPS than formerly at 7 1/2 IPS; ultra-simple single rotary control; inputs for mike, tuner and magnetic, crystal or ceramic phono; 3 1/4 and 7 1/2 IPS; speeds up to 7" reels. A separate portable amplifier—speaker in matched carrying case uses the tape recorder's built-in preamp for the second channel. Has heavy duty 4-pole motor and magic-eye recording level indicator. Comes complete with 5" reel of tape, empty 7" takeup reel, crystal mike and instructions. Shpg. wt., 50 lbs.

- LAFAYETTE RK-102 Complete 2-Unit Lafayette Monaural R/P, Stereo Play System .....Net 159.50  
 LAFAYETTE RK-100 Monaural R/P, Stereo Play Tape Recorder only (Less amplifier-speaker unit for second channel). Shpg. wt., 30 lbs. ....Net 129.50  
 LAFAYETTE RK-101 Amplifier-Speaker Combination Only .....Net 37.50

## NEW! 3-TRANSISTOR MINIATURIZED HEARING AID



Reg. Price ~~50.00~~  
 Special Price 19.50

- LIGHTWEIGHT AND POWERFUL—USES ONLY 1 "PENLIGHT" CELL • SMALLER THAN A PACK OF CIGARETTES • ECONOMIC IN COST AND UPKEEP

A completely self-contained transistorized hearing aid for those with hearing losses. Provides high amplification, good intelligibility and quiet operation. Has "on-off" switch and volume control. Easily carried in the pocket and secured by means of 2 clips. The miniature dynamic earphone has 2 different rubber covered ear plugs and 3 ft. long colorless plastic cord. Comes in zippered case with spare cell.  
 F-390 3-Transistor Hearing Aid .....Net 19.50

## NATIONALLY ADVERTISED 4-SPEED AUTOMATIC RECORD CHANGER

Plays Stereo and Monaural Records



Reg. 59.50  
 39.50

- PK-252 RECORD CHANGER with Diamond Cartridge .....Net 44.50  
 PK-111 WOOD BASE for above. Specify Mahogany or Blonde. Shpg. wt., 5 lbs. ....Net 3.95

Famous brand latest model guaranteed to please or money refunded. With choice of new GE GC-7 Stereo Compatible Cartridge with Diamond Stylus or GE VR-11 Cartridge with Diamond and Sapphire Styli. Regular 59.50 value. Shpg. wt., 21 lbs.

- PK-250 RECORD CHANGER with GE 4G-052 Cartridge with Diamond, Sapphire Styli .....Net 39.50  
 PK-251 RECORD CHANGER with NEW GC-7 STEREO CARTRIDGE with DIAMOND STYLUS .....Net 39.50

## AUDIO LEVEL VU INDICATOR



NEW!

Precision loudness meter. Calibrated in Volume Units and percent, with 20 db variable attenuator. Ideal for setting output level in paging and music systems; removes guesswork when used as record-level indicator with tape recorders. Highly damped meter; responds to average level of voice and music. Impedance 10,000 ohms; sensitivity 1.4 volts for 0 VU. With capacitor for blocking DC to prevent burnout, 4" w x 2-3/16" h x 1-3/8" d. Shpg. wt., 1 lb.

LAFAYETTE TM-20 Audio Level Meter .....Net 5.95

## Lafayette's Radio-Control Specialties

### LAFAYETTE SPECIAL R/C TRANSMITTER

New crystal controlled 27.255 MC R/C transmitter, completely assembled, tested and guaranteed. Includes tube, crystal and 6 section telescoping antenna. Approx. 1 mile range. Size 8 1/2 x 2 3/4 x 1 3/4". Shpg. wt., 2 1/2 lbs. Less batteries.

F-249 R/C TRANSMITTER (Less Batteries) Net 14.95

### LAFAYETTE SPECIAL R/C RECEIVER

New factory wired and tested RC receiver. Completely enclosed — for use around water — case may be removed. Ready to operate on exam-free 27.255 MC band. Has fine tuning control, antenna lead, and connector plug. Requires one 1.5V and one 45V battery. Complete with 354 tube, less batteries. Size 3 x 2 3/4 x 1 1/2". Ideal companion for F-249 Transmitter. Shpg. wt., 8 oz.  
 F-208 R/C RECEIVER (Less Batteries) Net 8.95

### SPECIAL COMBINATION OFFER

Consists of R/C Transmitter (F-249) and R/C Receiver (F-208)  
 F-259 Combination Net 22.90

## 20,000 OHM PER VOLT MULTITESTER SEMI-KIT



- 20,000 OHMS PER VOLT DC — 10,000 OHMS PER VOLT AC
- 40 MICROAMPERE 3" D'ARSONVAL METER MOVEMENT
- HIGH INPUT RESISTANCE ON ALL DC AND AC RANGES
- JUST CONNECT A FEW WIRES TO COMPLETE THE KIT

ONLY 11.95

The semi-kit is a new concept in test equipment kits. All the important or difficult parts are already mounted. All that remains to be done is to mount and wire in a few small parts — a job so simple you'll finish before you realize it, and best of all, you'll have one of the finest high sensitivity multitesters on the market. When used in a circuit, the high input resistance on all DC and AC ranges does away with the highly inaccurate readings common to low resistance testers which load the circuit. Ranges: DC Volts, 0-10-50-250-500-1000; AC Volts, 0-10-50-250-500-1000; DC CURRENT, 0-500 ua, 0-10-250 ma; OHMS, 0-10K-100K-1 meg; DECIBELS, -20 to +36; PLUS 0-5000 henries and 250 mmf. to .02 mfd. Block case 5 3/4" x 3 3/4" x 1 7/8". Complete with test leads, all parts, and instructions. Shpg. wt. 3 lbs.

TK-10 KIT Net 11.95

## NEW! STEREO BALANCE VU METER



Removes guesswork in providing perfect balance of the 2 amplifier or preamplifier channels in any stereo system. Can be used as record-level indicator with stereo tape recorders, and for balancing stereo tuners. Impedance 10,000 ohms; calibrated 20 db attenuators, capacitors for blocking DC. Calibrated in Volume Units and percent; highly damped, reads average voltage of voice or music signals. Sensitivity 1.4 volts for 0 VU. Shpg. wt., 1 lb.

LAFAYETTE TM-40 Stereo Balance Meter .....Net 8.95

Lafayette Radio

165-08 LIBERTY AVE., JAMAICA 33, N. Y.

NEW YORK, N. Y. BOSTON, MASS. BRONX, N. Y. NEWARK, N. J. PLAINFIELD, N. J.  
 100 6th Ave. 110 Federal St. 542 E. Fordham Rd. 24 Central Ave. 39 W. 2nd St.

Dept. IL

PLEASE INCLUDE POSTAGE WITH ORDER

# 4 SPEAKER HI-FI COMPLETE MUSIC SYSTEM

FULLY WIRED . . . NOT A KIT!  
Handsome 6 watt PP amplifier. Response: 30-15,000 cps. Separate Bass and Treble controls. Satin copper finish cabinet. Auxiliary power outlet, inverse feedback. Tubes: 12AX7, 2-35C5's, 35W4. Matches 4, 8, 16 ohm speakers. Size: 9" x 3 1/2" x 5". For use on 117 V. AC-DC.



3 Speed Record Player. Fine motor, sturdy base. Balanced Tone Arm is equipped with Twin Needle DUAL Sapphire cartridge.



4 Speaker "Quadnaural" speaker system. Handles up to 15 watts. 4 Matched 5" Hi-Fi speakers. Leatherette on wood. Size: 14"x10"x19 1/2".



ONLY \$41<sup>75</sup>

SEND FOR FREE CATALOG "P"

## CONCORD RADIO

47 Warren Street  
Dlgb 9-1132

New York 7, N. Y.  
Open Daily 9-6

AT BETTER ELECTRONIC PARTS JOBBERS



**Electro  
Kit**

**KPS-2**  
Best of all—  
and costs less

**\$39<sup>95</sup>**

(wired \$49.95)

## NEW DC POWER SUPPLY

operates 6/12 v. auto sets, transistor portables, experimental transistor circuits

Will charge batteries, operate model railroads, relays. Ideal for laboratory work, electroplating and many other low voltage applications.

2 output ranges: 0-16 V. 5 amps. 0.5% maximum ripple: 0-20 V. 75 MA. 0.15% ripple. • Separate meters for each output • Patented conduction cooling • Easy-to-follow instructions.

Send for FREE literature, name of your jobber!

Electro Products Laboratories  
4501-P Ravenswood, Chicago 40, Ill.

Name \_\_\_\_\_

Address \_\_\_\_\_

City \_\_\_\_\_ Zone \_\_\_\_\_ State \_\_\_\_\_

hand in to get a good grip. In such cases, simply slip the end of a screwdriver blade under the base of the tube, and then pry it up by turning the screwdriver, holding the tube straight as you do it. Be very careful if you use this method on glass-base tubes, as the screwdriver can crack the glass.

—A. T.

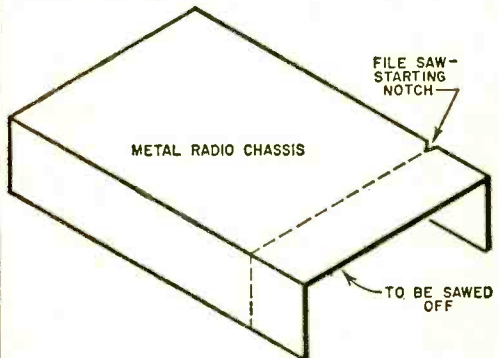
## SUEDE BRUSH SOLDERING AID

Occasionally you may have to remove dirt or scale from a connection to be soldered. This task is very easy if you use a dime-store metal-bristle suede brush. You can also use it to remove excess solder from a soldering gun or iron and soft materials from the grooves of hand files.

—B. C.

## HACK-SAWING A RADIO CHASSIS

If you saw your own metal chassis to shape when building a radio or other electronic device, here's a hack-sawing tip that you'll find useful. Before attempting the



first few saw bites, file a notch point where you want to begin the cut. When you start to saw, the blade won't jump out of position and bite in at another point a fraction of an inch away.

—P. Q.

## SPAGHETTI SHEATHES FILES

Those small Swiss needle files often found in the radio-electronic hobbyist's tool kit can be protected from dulling nicks by being sheathed with lengths of snug-fitting wire insulating spaghetti. Dust the files with graphite before slipping the sheaths over them to prevent rust.

—B. V.

## SOLDERING PLASTIC COIL PRONGS

Many home constructors find it hard to solder wires on plastic coil form prongs because the prong becomes loose in the plastic. Try doing it this way:

First immerse the coil in a jar or glass of water, just covering the top of the coil

Always say you saw it in—POPULAR ELECTRONICS

*take it from a  
hi-fi dealer—*


## **KNOW YOUR HI-FI EQUIPMENT BEFORE YOU BUY!**

Any dealer will confirm it. The hi-fi fan who makes the smartest buy usually knows his equipment, prices and specifications before he even steps into a store.

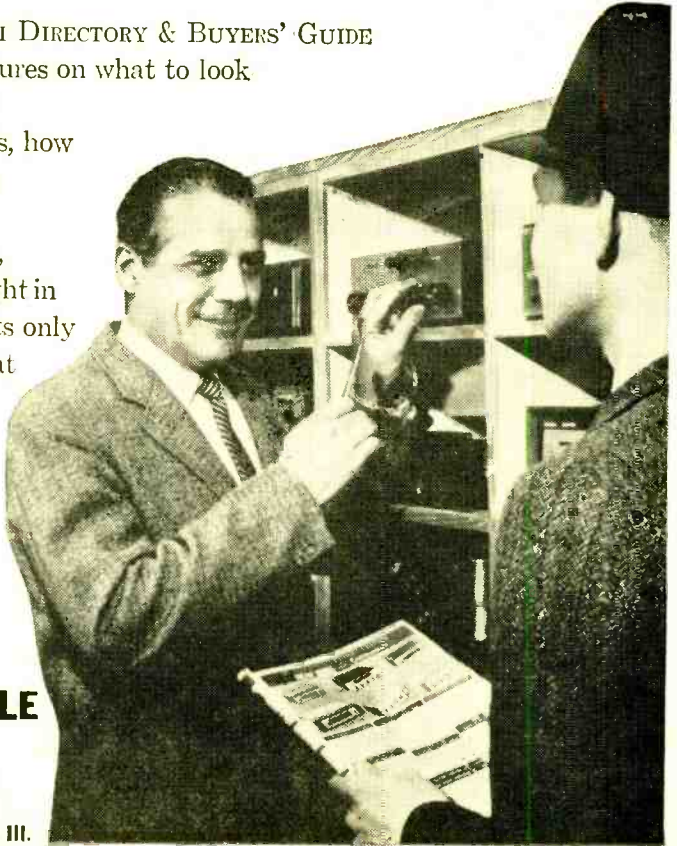
Where can you get such helpful information? It's available in the HI-FI DIRECTORY & BUYERS' GUIDE—the world's only complete reference for the high fidelity fan. Virtually every piece of hi-fi equipment manufactured is listed in the 1959 HI-FI DIRECTORY & BUYERS' GUIDE—complete with prices, specifications and illustrations.

This year's edition is bigger than ever—180 pages of useful information, arranged conveniently into sections on tuners, amplifiers and preamps, record players, changers, turntables, tone arms, cartridges, tape recorders, loudspeakers and systems, enclosures and equipment cabinets.

In addition to listings, the HI-FI DIRECTORY & BUYERS' GUIDE contains helpful articles and features on what to look for, how to buy, advantages and disadvantages of different models, how to judge quality and recognize a bargain. Whether you're a hi-fi beginner or a veteran audiophile, this publication is worth its weight in diamond styli to you. Yet it costs only \$1.00. Be sure to pick up a copy at your favorite newsstand, hi-fi salon or electronics parts dealer.



**NOW  
ON SALE**



**Ziff-Davis Publishing Co.,  
434 S. Wabash Ave., Chicago 5, Ill.**

*"Now, I must tell you, I have heard a speaker system that approaches the authenticity of concert hall performance"*

MISCHA ELMAN



What so impressed Mr. Elman?

## UNIVERSITY'S RADICALLY NEW 'TRIMENSIONAL' TMS-2


a stereo speaker system  
that combines:

- Unprecedented compactness—only 30"x 25"x 12½" deep
- A third dimension to stereo sound — DEPTH
- Placement anywhere in a room
- Monophonic or stereophonic reproduction
- Uncompromised quality at an attractive price



Write today for the complete story of the TMS-2, Desk A-11, University Loudspeakers, Inc., 80 So. Kenisco Ave., White Plains, N. Y.

## HOW TO GET MORE OUT OF RADIO- ELECTRONICS!



—Complete BASIC "Know how" in one big, easily understood manual

Don't let modern circuits, equipment or components "stump" you! Get this complete new training in BASIC ELECTRICITY and see the difference it makes! See how it clears up problems—helps you understand things fully! Actually, this 396-page book is a complete training course in the fundamental "know-how" on which ALL radio-TV-electronic-electrical developments are based. Over 300 pictures, diagrams, and charts. Covers basic circuits, electro-magnetism, controls, capacitance, resistance, inductance, phase relations, generators, motors, rectifiers,

transformers, wiring, instruments and measurements, tubes, transistors, amplifiers, power factor AND ALL THE REST IT IS ABSOLUTELY ESSENTIAL FOR YOU TO KNOW. Price \$6.50. Read it 10 days at our risk!

### 10-DAY FREE EXAMINATION

Dept. PE-128, RINEHART & CO., INC.  
232 Madison Ave., New York 16, N. Y.

Send 396-page BASIC ELECTRICITY home training manual for 10-day FREE EXAMINATION. If I like book, I will then send \$6.50 (plus postage) promptly in full payment. If not, I will return book in 10 days and owe nothing. (SAVE! Send \$6.50 with order and we pay postage. Same 10-day return privilege with money refunded.)

Name .....

Address .....


City, Zone, State .....

OUTSIDE U.S.A.—\$7.00 cash.  
Money back if you return book in 10 days.

form. Hold the pin of the coil being soldered with pliers to help dissipate the heat. Now solder the wire end and push the whole prong under the water surface. The surplus water can be blown out with an air hose, or left to dry.  
—E. H. M.

### MAKE A MATCH-BOX CABINET

A dozen penny match boxes and some masking tape are all you need to make this handy little hardware and small parts cabinet. Wrap the tape around the empty boxes



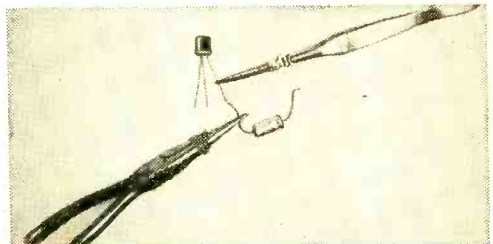
to hold them together. Cut strips of paper to fit the drawers of the boxes, labeling each with the contents, and glue them to the front panels. Push the drawers from the rear to open.  
—P. B.

### HANDY FLUX CAN

Do you ever have trouble locating that can of rosin flux amidst the confusion of small parts on your workbench? To insure that flux is always at hand when needed, simply spot-solder the flux can to the end of your solder spool.  
—H. J. G.

### HEAT SINK SOLDERING

When soldering transistors and associated miniature components, it is desirable to place a heat sink between all parts and the soldering iron. Most people, having only two hands, find this difficult, since the



soldering iron and solder must also be held. The solution to this problem is simply to wrap a small rubber band around long-nosed pliers or long tweezers and clip them onto the leads as shown.  
—N. E. P.

# TOOLS and GADGETS

## VTVM HAS MANY FEATURES


The Model 208 VTVM provides seven ranges on a.c., d.c., and ohms, plus a special ohms scale to check standard color-coded resistance values and tolerance limits. Accuracy is within 3% on all scales. Special features include a sloping meter panel, a "shift-lever" function switch, a line voltage check independent of VTVM bridge circuit, and a meter-shunting position for portable use. The meter has a 4½" 200-microamp movement



with burn-out protective circuit. Net price, \$74.50. (Seco Mfg. Co., 5015 Penn Ave., South, Minneapolis, Minn.)

## TEST OSCILLATOR KIT

Test frequencies most often used in the repair and alignment of superheterodyne broadcast receivers are provided by the Model TO-1 test oscillator. Five fixed-tuned frequencies (262, 455, 465, 600, and 1400 kc.) can be quickly selected for troubleshooting or alignment. Two switch-selected crystal sockets are also provided to allow the use of any other necessary frequency. The r.f. output of the TO-1 may be either unmodulated or



Get This Valuable Book

# FREE



Just For Examining COYNE'S New Set

# "Applied Practical Radio-Television"

on 7 DAY FREE TRIAL!

Yes, you get our big Diagrams book, FREE! It's like a road-map that shows you the way to easier Radio-TV repair. Needed by every serviceman. Complete 11x22" Schematic Diagrams on many Radio and TV sets help cut servicing time. Includes simple instructions on how to use diagrams and picture patterns. This book is yours FREE for asking to see Coyne's great new 7-book set, "Applied Practical Radio-Television!"

**AT LAST! MONEY-MAKING "KNOW-HOW" ON TRANSISTORS, COLOR TV AND SERVICING**

Coyne's great 7-volume set gives you all the answers to servicing problems—quickly! For basic "know-how" that's easy to understand you'll find everything you want in Volumes 1 to 5 on over 5000 practical facts and data. Every step from fundamentals to installing, servicing and trouble-shooting all types of radio and TV sets. So up-to-date it includes the latest on COLOR TV and UHF. All this plus Volume 7—**TRANSISTOR CIRCUITS**—the most complete book ever published on the applications of transistors in electronics. New! Set has colorful design, washable covers.

EXTRA! 868 Page TV Encyclopedia Included! For speedy, on-the-job use, you also get Volume 6—famous Coyne CYCLOPEDIA. Answers problems on servicing, alignment, installation, etc., in easy ABC order. Use this 7-volume TV-RADIO LIBRARY FREE for 7 days; get the Servicing Book FREE!

**FREE!**  
5 YEARS  
OF VALUABLE  
SUPPLEMENTS



With your set you also get Coyne's annual Supplement Service FREE for 5 years. Keeps your set up-to-date on everything that will be new in radio, television, electronics and electricity.

**NOW!**  
7 BIG BOOKS  
IN ONE GREAT SET!



**SEND NO MONEY!**

Just mail coupon for 7-volume set on 7 days free trial. We'll include book of 150 TV-Radio Patterns & Diagrams. If you keep the set, pay \$3 in 7 days and \$3 per month until \$27.25 plus postage is paid. (Cash price, only \$24.95.) Or you can return the library at our expense in 7 days and owe nothing. **YOU BE THE JUDGE Either way, the book of TV-Radio Patterns is yours FREE to keep!** Offer is limited. Act NOW!

**FREE BOOK—FREE TRIAL COUPON!**

Educational Book Publishing Division  
COYNE ELECTRICAL SCHOOL, Dept. CB-PE  
500 S. Paulina St., Chicago 12, Ill.

YES! Send 7-Volume "Applied Practical Radio-Television" for 7 days FREE TRIAL per your offer. Include TV-Radio Patterns & Diagram Book FREE.

Name ..... AGE .....

Address .....

City ..... Zone ..... State .....


Where Employed .....

Check here if you want library sent C.O.D. You pay postman \$24.95 plus C.O.D. postage on delivery. 7-day money-back guarantee.

Educational Book Publishing Division  
**COYNE** ELECTRICAL SCHOOL  
500 S. Paulina St., Dept. CB-PE Chicago 12, Ill.

# shoot for home movies that look professional!

Learn how in the  
world's first  
**HOME MOVIE  
MAKING ANNUAL**  
(prepared by the Editors  
of Popular Photography)



HOME  
MOVIE  
MAKING



now  
on sale  
only \$1.00



## EXACT REPLICA U. S. ARMY GRENADE

Get a real bang when you  
toss this replica of an Army  
grenade. Startle Friends.  
Explodes automatically 4  
seconds after pulling pin

break. Heavy gauge steel firing mechanism. Can't  
standard caps. Can be exploded over and over.  
Comes complete with instructions. **Send \$1.98 plus**  
**25¢ shipping charge—cash, check or money order to:**  
Standard American Suppliers, Inc. Grenade Dept.  
PE-12, One Park Avenue, New York 16, N. Y.

\$1.98

## FAMOUS MAKE HI-FI 12 WATT AMPLIFIER 6 MONTHS GUARANTEE!

NOT A KIT!

Features: Full 12 watts output  
push-pull 6V6s. Separate bass  
and treble tone controls. Output  
transformer tapped at 4, 8, and  
16 ohms. Built-in pre-  
amplifier. . . . . ONLY **\$26.95**  
F.O.B. N. Y.



SEND FOR FREE CATALOG. DEPT. PE  
WRITE  
**CUTICK ELECTRONICS HI-FI RADIO AND PARTS**  
171 WASHINGTON ST. WO 2-5666 N. Y. 7, N. Y.

modulated, or the audio can be used sepa-  
rately. Price, in kit form, \$16.95. (*Heath  
Company, Benton Harbor, Mich.*)

## DUAL-PURPOSE POWER SUPPLY KIT

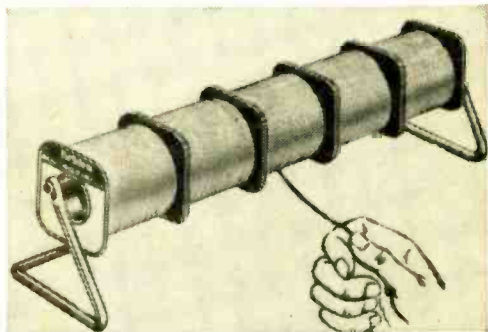
Useful for servicing both transistor porta-  
bles and 12-volt auto radios, Model KPS-2  
powers radio receivers—including hybrid  
types—with no hum. Complete wiring dia-



grams and assembly instructions come with  
this easy-to-assemble d.c. power supply kit.  
Price, \$39.95; factory-wired as Model PS-2,  
\$49.95. (*Electro Products Laboratories,  
4500 N. Ravenswood Ave., Chicago 40, Ill.*)

## HOOKUP WIRE DISPENSER

Fourteen new hookup wire dispenser kits  
are intended for use by hobbyists, experi-  
menters, servicemen and engineers. Each



of the kits contains a free metal dispenser  
rack that can be mounted on a workbench  
or wall, and an assortment of the most  
popular sizes and colors of hookup wire in  
sizes 20 through 26. (*Belden Manufac-  
turing Company, Chicago 80, Ill.*)

## MINIATURE MULTIMETER


Seven d.c. voltage ranges are featured in  
the "AVO Multiminor," from 2.5 to 1000  
volts, measured with an accuracy of 3%

Always say you saw it in—POPULAR ELECTRONICS



# Learn TELEVISION-RADIO

**Servicing or Communications  
by Practicing at Home in Spare Time**



NRI gives you kits to build these and other equipment



**NRI Has Trained Thousands for Successful Careers in TV-Radio**

## Electronic Technicians Have High Pay, Prestige Jobs

People look up to and depend on the Technician, more than ever before. His opportunities are great and are increasing. Become a TV-Radio-Electronic Technician. At home, and in your spare time, you can learn to do this interesting, satisfying work—qualify for important pay.

A steady stream of new Electronic products is increasing the job and promotion opportunities for Television-Radio-Electronic Technicians. Right now, a proven field of opportunity for good pay is servicing the millions of Television and Radio sets now in use. The hundreds of TV and Radio stations on the air offer interesting jobs for Operators and Technicians.

**Make Extra Money Soon,  
\$10 to \$15 a Week  
in Your Spare Time**

NRI students find it easy to start fixing sets for friends a few months after enrolling, pick up \$10, \$15 and more a week extra spending money. Many who start in spare time soon build full time TV-Radio service businesses. NRI has devoted over 40 years to developing simplified, practical training methods. Learn-by-doing. You get many kits to build equipment for actual practice.



**Studio Engineer KATV**  
"Now Studio Engineer at KATV. Before enrolling, I was held back by sixth grade education."  
**BILLY SANCHEZ**, Pine Bluff, Arkansas.



**All the Work He Can Do**  
"Since finishing NRI Course I have repaired 2,000 TV and Radio sets a year. NRI proved a good foundation."  
**H. R. GORDON**, Milledgeville, Georgia.



**Has Good Part Time Business**  
"Quite early in my training I started servicing sets. Now have completely equipped shop. All equipment is paid for."  
**E. A. BREDÁ**, Tacoma, Wash.

**Cut Out and Mail Postage-Free Card NOW**

**Sample Lesson and Catalog Both FREE**

SEE OTHER SIDE

**OLDEST & LARGEST HOME STUDY RADIO-TV SCHOOL**  
**National Radio Institute**

Dept. 45, Washington 16, D.C.

Please send me sample lesson of your Radio-Television Training and Catalog FREE. (No salesman will call.)

Name..... Age.....

Address.....

City..... Zone..... State.....

ACCREDITED MEMBER NATIONAL HOME STUDY COUNCIL



**ACT NOW  
FIND OUT WHAT  
NRI OFFERS YOU**

**NRI SUPPLIES LEARN-BY-DOING KITS WITHOUT EXTRA CHARGE**  
**Technical Know-How Pays Off in Interesting, Important Work**



**YOU BUILD AC-DC Superhet Receiver**  
 NRI Servicing Course includes all needed parts. By introducing defects you get actual servicing experience practicing with this modern receiver. Learn-by-doing.



**YOU BUILD This 17 Inch Television Receiver**  
 As part of your NRI course you can get all components, tubes, including 17" picture tube, to build this latest style Television receiver; get actual practice on TV circuits

**YOU BUILD Broadcasting Transmitter**  
 As part of NRI Communications Course you build this low power Transmitter; learn commercial broadcasting operators' methods, procedures. Train for your FCC Commercial Operator's License.



**YOU BUILD Vacuum Tube Voltmeter**  
 Use it to earn extra cash fixing neighbors' sets; bring to life theory you learn from NRI's easy-to-understand texts.

**For Higher Pay, Better Jobs**  
**Be a TV-Radio-Electronic Technician**



**Servicing Needs More Trained Men**  
 Portable TV, Hi-Fi, Transistors, Color TV are making new demands for trained Technicians. Good opportunities for spare time earnings or a business of your own. Enjoy prestige.



**Train at Home the NRI Way Famous for Over 40 Years**

J. E. Smith, Founder

NRI is America's oldest and largest home study Television-Radio school. The more than 40 years' experience training men, the outstanding reputation and record of this school—benefits you many ways. Successful graduates are everywhere, in small towns, big cities. You train in your own home, keep your present job while learning. Let us send you an actual lesson, judge for yourself how easy it is to learn.

**Broadcasting Offers Satisfying Careers**

4000 TV and Radio stations offer interesting positions. Govt. Radio, Police, Two-Way Communications are growing fields. Trained TV-Radio Operators have a bright future.



**No Experience Necessary – NRI Sends Many Kits for Practical Experience**

You don't have to know anything about electricity or Radio to understand and succeed with NRI Course. Clearly written, illustrated NRI lessons teach Radio-TV-Electronic principles. You get NRI kits for practical experience. All equipment is yours to keep. Mailing the postage-free card may be one of the most important acts of your life. Do it now. Reasonable tuition, low monthly payments available. National Radio Institute, Wash. 16, D.C.

**FIRST CLASS**  
 Permit No. 20-R  
 (Sec. 34.9, P. L. & R.)  
 Washington, D.C.

**NRI Graduates Do Important Work**



**NRI Course Easy to Understand**  
 "Opened my own shop before receiving diploma. I am independent in my own business." D. P. CRESSEY, Stockton, California.

**Works on Color TV**  
 "NRI changed my whole life. If I had not taken the course, probably would still be a fireman, struggling along." J. F. MELINE, New York.

**BUSINESS REPLY CARD**  
 No Postage Stamp Necessary if Mailed in the United States

**POSTAGE WILL BE PAID BY**  
**NATIONAL RADIO INSTITUTE**  
**3939 Wisconsin Avenue**  
**Washington 16, D.C.**



**See Other Side**

**SAMPLE LESSON**  
**64-page CATALOG**  
**both FREE**



# LEKTRON'S BIGGEST GIVEAWAY!

## World-Famous! Our Annual Christmas

# DOUBLE-BONUS OFFER!

**FREE!**

UNTIL DECEMBER 30TH . . .  
THESE TWO BONUSES FREE  
WITH EVERY \$8 ORDER!

**1 YOUR CHOICE  
OF ANY ITEM IN  
THIS AD . . . FREE!**

**+ 2 SPECIAL ASSORTMENT  
\$15 WORTH OF  
RADIO PARTS . . . FREE!**

**BOTH FREE WITH EVERY \$8.00 ORDER!**

## 58 of '58's Best \$1 POLY-PAKS®

**GIANT SALES  
TUBE-ILEE!  
NAMED BRAND  
TUBES  
70 to 90% OFF!  
FULL YEAR'S  
GUARANTEE!**

- 4 TRANSISTOR OSC. COILS for printed circuit & transistor portable radios. Reg. \$5 **\$1**
- 5 ROLLS "MICRO" WIRE Sizes 24 thru 32, for transistor and sub-mini circuits. Wt. 1 lb. **\$1**
- 60 KNOBS, RADIO & TV Ass'd. colors, inculation. Some worth \$1 ea. Wt. 2 lbs. Reg. \$17. **\$1**
- 15 VOLUME CONTROLS incl. duals. To 1 meg; some w/switch. 2 lbs. Reg. \$12. **\$1**
- 15-PC. TWIST DRILL KIT 1/16 thru 1/4" by #4ths, w/calibrated case. Reg. \$3. **\$1**
- MINI-METER 1 3/4" diameter, 0-6 amps, AC. 1 lb. Reg. \$3. **\$1**
- 20 PRINTED CIRCUITS Built-in R/C circuits, incl. integrals. 1 lb. Reg. \$7. **\$1**
- "SUN" BATTERY Similar to famed B2M. 1" long. Reg. \$2.50. **\$1**
- 30 MOLDED CONDENSERS Black beauties, incl. Finest made! Wt. 2 lbs. **\$1**
- 15 ROTARY SWITCHES Ass'd. gangs. 3 lbs. Reg. \$12. **\$1**
- 40 DISC CONDENSERS Water-thin, to .01 mf. Reg. \$5. **\$1**
- 12 POLY BOXES Clear plastic, hinged, w/snap locks. Ass'd. sizes. Wt. 1 lb. **\$1**
- 40 SUB-MINI CONDENSERS for transistor, printed circuit work. 1 lb. Reg. \$7. **\$1**
- 4 OUTPUT TRANSFORMERS 50L6, etc. Wt. 3 lbs. Reg. \$8. **\$1**
- 8 TRANSISTOR SOCKETS Mica-tiled; for sub-mini tubes, too. **\$1**
- 40 HI-Q CONDENSERS Finest porcelain; NPO's, too! 1 lb. Reg. \$6. **\$1**
- 35 POWER RESISTORS WW, 5 to 50W to 10,000 ohms; incl. vitreous. 3 lbs. Reg. \$15. **\$1**
- 40 PRECISION RESISTORS 1%, 1/2 & 1W; Carboloy & WW. 1.00 ohms to 1 meg. Reg. \$17. **\$1**
- 70 COILS, CHOKES IF, RF, ant. slug-tuned, too. 3 lbs. Reg. \$15. **\$1**

- HEARING AID PHONE Crystal, w/cord & plug. Reg. \$3. **\$1**
- 70 TERMINAL STRIPS Solder-lug & binding; to 20 terminals. 2 lbs. **\$1**
- 60 ONE-WATERS Ass'd. value carbon resistors. 5% tol. **\$1**
- 2 MINIATURE SOLENOIDS 12 VDC. Needs small battery to actuate plunger. Reg. \$6. 1 lb. **\$1**
- 80 HALF-WATERS Ass'd. value carbon resistors. incl. 576. Reg. \$12. **\$1**
- 15 INSTRUMENT KNOBS Raytheon, Bakelite, w/brass insert & set-screws. Skirted incl. Wt. 2 lbs. Reg. \$12. **\$1**
- 0000-9999 COUNTER Veeder-Root, 5% w/double shafts. Reg. \$5. **\$1**
- 75 MICA CONDENSERS .00025 to .01 to 1200 V. Silver, too. 25 values. Reg. \$28. **\$1**
- 10 ELECTROLYTICS Radio, TV, 10-500mf to 450 VDC. Wt. 3 lbs. Reg. \$12. **\$1**
- SYLVANIA TV MIRROR 10 x 12" stainless steel. Many uses! 2 lbs. Reg. \$4. **\$1**
- \$25 SURPRISE PACK! Large & varied assort. radio & TV parts. 3 lbs. **\$1**
- FILAMENT TRANSFORMER 115/160 cycles to 6.3 VCI @ 1.5A. 2 lbs. Reg. \$4. **\$1**
- 40 TUBE SOCKETS 4 to 9-pin; ceramic, mica shield-based; incl. 2 lbs. Reg. \$10. **\$1**
- 70 HI-Q RESISTORS Carbon IRC. Ohmite. 1% tol. 1/2, 2W; 10 ohms to 10 meg. 2 lbs. Reg. \$13. **\$1**
- 125 CERAMIC CONDENSERS Hi-Q discs, tubular; to .01 mf. 2 lbs. Reg. \$12.50. **\$1**
- 60-CONDENSER SPECIAL! Molded, paper, ceramic, oil, mica, discs, variable. 2 lbs. **\$1**
- 75-PC. RESISTOR SPECIAL! WW, precision, carbon, variable mini types. 3 lbs. **\$1**
- World's Smallest Radio 2 x 1 x 1" Kit includes loopstick, jacks, diode, etc. w/instructions. Wt. 1 lb. Reg. \$3. **\$1**
- 6 SILICON DIODES Sylvania 1N21, 1N23. Reg. \$38. **\$1**
- 2 PNP TRANSISTORS Pop. make, for hundreds projects. \$5 value. **\$1**

- 2 MIKE TRANSFORMERS Carbon, imp. 100 to 100K ohms Leads, encased. 2 lbs. Reg. \$10. **\$1**
- 5-IN-1 DRILL BIT Reams, saws, shapes, drills, copes. Fits hand or electric drill. **\$1**
- 70 TUBULAR CONDENSERS Paper, molded, oil, 100K. 0002 to .5mf to 1000V. 2 lbs. Reg. \$14. **\$1**
- 8 GERMANIUM DIODES w/long leads, Glass sealed. Reg. \$5. **\$1**
- 300-FT. HOOKUP WIRE Tinned, ass'd. colors, sizes. 2 lbs. Reg. \$5. **\$1**
- POSTAGE STAMP MIKE Crystal, 100 to 8,000 cps. 1 lb. Reg. \$7. **\$1**
- 3 VARI-LOOPSTICKS Adj. 540-1500 kes. Transistor radios, etc. 1 lb. **\$1**
- 60 PLUGS, RECEPTACLES Audio, power, spkr., etc. 2 lbs. **\$1**
- 150 CARBON RESISTORS 1/4 to 2W; 15 ohms to 1 meg. incl. insulated types. 2 lbs. **\$1**
- 8-PC. NUTDRIVER KIT \$3 value. Plastic handle, 3/16, 7/32, 1/4, 5/16, 11/32, 3/8, 7/16" steel socket wrenches in plastic case. 1 lb. **\$1**
- 24 CAMEL HAIR BRUSHES 100% pure bristle. Sizes 1-9. Reg. \$2.50. **\$1**
- 2000 PCS. HARDWARE Nuts, screws, washers, etc. 2 lbs. Reg. \$8. **\$1**
- 0-60 MINUTE TIMER W/dial & knob. Sounds clear alarm. 2 lbs. Reg. \$5. **\$1**
- 3 AC-DC CHOKES for power supplies. 50 to 200 ma. Open frame. 3 lbs. Reg. \$9. **\$1**
- TEN 3-SECOND TIMER mechanisms. Precision geared. 2 lbs. Reg. \$30. **\$1**
- TWO 115 VAC MOTORS 1700 rpm. Wt. 4 lbs. Reg. \$8. **\$1**
- 40 PRINTED CIRCUIT PARTS Diodes, chokes, resistors, cond., boards. 1 lb. Reg. \$7. **\$1**
- 3 TRANSISTOR IF'S Double tuned. Only 1/2" square. 456 Kcs. **\$1**
- 60 SUB-MINI RESISTORS 1/4" long. 20 values; 1/5W to 10 megs. Reg. \$6. **\$1**

TYPE	SALE	TYPE	SALE
024	\$.49	6C4	\$.44
1B3	.59	6E6	.55
1L4	.69	6D06	1.42
1R5	.59	6CE5	.68
1S4	.59	6CF6	.72
1S5	.59	6C07	.85
1T4	.59	6CL6	.91
1U4	.59	6CN7	.69
1U5	.55	6B8	.83
1V2	.57	6CS7	.78
3A2A	.79	6C06	1.19
3A4	.69	6B5	.89
3AL5	.54	6DE6	.59
3AU6	.75	8D06	1.14
3BC5	.71	6D76	.59
3BE6	.63	6M6	.79
3BN6	.89	6J5	.49
3BY6	.89	6E7	.79
3BZ6	.65	6K6	.59
3CB6	.59	6S4	.59
3C6	.68	6S47	.69
3D76	.59	6SC7	.75
3D8	.69	6SF5	.66
3A4	.69	6S7	.79
3V4	.59	6SK7	.69
4B07	1.14	6SL7	.79
4B7	.49	6J6	.79
5AM8	.95	6SQ7	.63
5AN8	1.02	6T4	.99
5AR5	.85	6X6	.69
5AT8	.89	6U8	.89
5AV8	1.11	6V3	1.21
5BK7A	.89	6A4	.64
5B6	.81	6W4	.61
5C7	.98	6W6	.71
5D8	.89	6X4	.49
5E8	.89	6X5	.49
5F8	.77	6X8	.79
5G3	.93	12AT6	.49
5Y3	.49	12AT7	.79
6AB4	.59	12AU6	.62
6AC7	.79	12AU7	.66
6AF4	.79	12AV6	.69
6AG5	.69	12AV7	.79
6AQ7	.85	12AX4	.69
6A84	.85	12AX7	.89
6AH6	.99	12AY7	.99
6AW6	.99	12AZ7	.69
6AL5	.53	12BA6	.54
6AL7	1.65	12BD6	.63
6AM8	.89	12BE6	.69
6AN4	1.20	12BF6	.49
6AN8	.89	12BH7	.79
6AQ5	.59	12BK5	.96
6AQ6	.59	12BQ6	1.29
6AQ7	1.15	12BY7	.79
6AS5	.69	12C7	.77
6A56	1.29	12DQ8	1.20
6AT6	.49	12L6	.61
6AT8	.91	12M7	.69
6AU4	.85	12N7	.69
6AU5	1.19	12SK7	.69
6AU6	.59	12SN7	.69
6AV5	.99	12SQ7	.69
6AV6	.45	12T6	.69
6AX4	.75	12U4	.48
6BA6	.59	19AU4	.89
6B4	1.84	18CG6	1.83
6B5	.57	19T8	.96
6B6	.59	25AV5	1.10
6B7	1.13	35B5	.92
6B8	.59	25BQ6	1.29
6B9	.59	25DN6	1.64
6BE6	.59	25L6	.69
6BF5	.75	25W4	.78
6BG6	1.59	25Z6	.66
6BH6	.65	35A5	.89
6B5	.75	35B5	.92
6BK7A	.89	35C5	.55
6BL7	.95	35L6	.61
6BN6	1.15	35W4	.45
6BQ7	.99	50A5	.79
6BR7	.91	50B5	.69
6BY5	1.11	50B5	.69
6BZ6	.59	50C5	.59
6BZ7	.99	50L6	.61

**FREE! WRITE FOR GIANT 16-PAGE BARGAIN FLYER!**  
THOUSANDS OF ITEMS AT DISCOUNT PRICES! RADIO—HOUSEWARES—GIFTS FOR MEN, WOMEN!

**HOW TO ORDER:**

ORDER BY "BLACK TYPE" HEADLINES, I.E.  
150 CARBON RESISTORS, \$1

State price with each item. Send check or M.O. including sufficient postage; excess returned. C.O.D. orders. 25% down; rated net 30 days. INCLUDE POSTAL ZONE NO. [n address. (Canada postage, 48¢ list lb.; 28¢ ea. add'l. lb.)


**LEKTRON** 131-133 EVERETT AVE.  
CHELSEA 50, MASS.

# Lektron's BIG 8 OFF-PRICE CHRISTMAS SPECIALS!



ALL PURCHASES OF THESE OFF-PRICE SPECIALS ARE CREDITED TOWARD OUR SPECTACULAR DOUBLE-BONUS OFFER! (See Full Page Ad)

## FAMOUS Regency Vest-Pocket TRANSISTOR RADIO



Lektron scoops the field with the "hottest" pocket transistor radio since the advent of the transistor! Designed and built by Regency, one of America's great names in radio. Uses an exclusive circuit with RF, DET and AMP stages. SMALLER THAN A PACK OF CIGARETTES!—only 3 x 2 x 1"—NO EXTERNAL ANTENNA OR GROUND—no hanging wires! Amazing sensitivity, volume and selectivity. Attractively designed two-tone styrene case. Variable tuning covers 540 to 1500 kcs. READY TO PLAY when you receive it! 1000-hour batteries and ultra-sensitive phone included in this fabulously low price! Gift packed. Wt. 1 oz.

READY TO PLAY!

ONLY \$14.95

INCLUDING BATTERIES AND SENSITIVE PHONE!

YOUR SATISFACTION GUARANTEED!

### HI-FI TWEETER

Metal cased cone: 3,000 to 16,000 cps. Max. rating: 20W. 2 7/8" x 2 1/2" w/flat surface mtg. bracket. Two types: 8 ohm or 16 ohm impedance. Each... **\$3.99**

### POCKET MULTI-TESTER

3 1/4 x 2 x 1 1/2" bakelite case. 100 ohms/volt. Zero adj. 0/15/150/1000 AC-DC V; 0-150 ma; 0-100,000 ohms. W/test leads & battery. In orig. pack. \$13 value... **\$6.99**



### AIR-POWERED TRANSISTOR RADIO KIT

As described in "Transistor Times" (July Popular Electronics). Developed by Telepower. Pocket size. Literally takes "power out of the air" from radiated energy of local radio & TV stations. NO BATTERIES NEEDED! Includes all parts, instructions. **\$6.50**

SEE OUR FULL-PAGE AD ON PAGE 117 FOR FULL DETAILS ON OUR BIG CHRISTMAS DOUBLE-BONUS OFFER!


### HOW TO ORDER:

ORDER BY "BLACK TYPE" HEADLINES, i.e. ONE AIR-POWERED TRANSISTOR RADIO KIT, \$6.50

State price with each item. Send check or M.O. including sufficient postage; excess returned. C.O.D. orders, 25% down; rated net 30 days. Include POSTAL ZONE NO. IN ADDRESS. (Canada postage 48c 1st lb.; 28c ea. add'l lb.)

**LEKTRON** 131-133 EVERETT AVE. CHELSEA 50, MASS.

at 10,000 ohms/volt. A.c. voltages from 10 to 1000 volts full scale can be measured in five ranges, with an accuracy of 4% at 1000



ohms/volt. In addition, d.c. current up to 1 ampere and resistance to 2 megohms are covered. (British Industries Corp., Port Washington, N. Y.)

### MAGNET-TYPE SOLENOID

The Model 200 solenoid is a combination solenoid-magnet type. Its over-all size with plunger fully inserted (see cutaway drawing) is 1"x1 1/32"x2 1/2". Plunger travel distance is 3/4". Weighing 7 ounces, it has a lifting force of 1.4 lbs./0.75", and operates at

### 12" COAX SPEAKER

12" woofer w/6 oz. magnet; 3" tweeter; built-in crossover network. Famous U. S. maker. 40-15,000 cps. 6-8 ohm v.c. Wt. 5 lbs. .... only **\$8.88**

### TWELVE-HOUR "SPACE" CLOCK

Accurate timekeeper; needs only "pen-lite" battery for power. 1.1-ounce weight... **\$1.98**

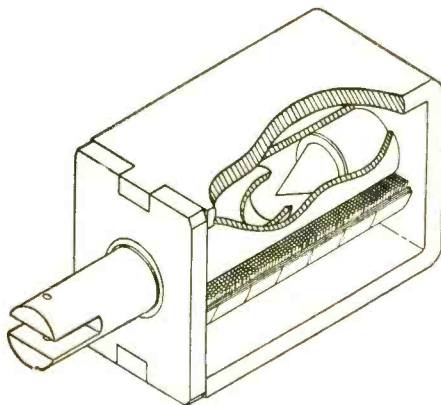


### HI-FI 12" SPEAKER

Well-known U. S. maker. 40-12,000 cycles. 3-4 ohm v.c. Heavy PM Alnico magnet. Wt. 5 lbs. .... **\$3.99**

### 3-TUBE AC-DC AMP.

Reg. \$5. Fully wired, ready for use. Sch. vol., tone controls. Lowest price **\$2.99** magnet. Wt. 5 lbs. .... TUBES, \$1.91 EXTRA



117 volts, d.c., 53 ma. Drop-out current is 12 ma., coil resistance 2000 ohms. The unit is capable of continuous duty with ventilation for a maximum of three hours. List price, \$3.00. (Parks Electronics Corp., Redwood City, Calif.)

### STEREO CONVERSION KIT


You can convert any ordinary three-speed phonograph to stereo with the "Stereo 4" kit and, according to the manufacturer, the entire conversion can be done in less than a half hour. The four main parts of the "Stereo 4" are a 4-watt ampli-

Always say you saw it in—POPULAR ELECTRONICS

fier, a stereo-monaural cartridge with pre-attached leads, a coaxial speaker, and an isolation transformer. Cables and hardware are also included. (*Republic Electronic Industries Corp., Farmingdale, Long Island, N.Y.*)


### TUBE SOCKET SAVER

The socket saver is designed to be installed on tube checkers and other electronic equipment to prevent wear and tear on original sockets. Easily installed and removed, it eliminates the necessity of replacing and re-wiring sockets. With a maximum height of  $1\frac{3}{16}$ " above equipment, this socket saver comes in 7-, 8- and 9-pin models. (*Pomona Electronics Co., Inc., 1126 West Fifth Ave., Pomona, Calif.*)



### SPEAKER LEVEL CONTROLS

A new set of "brilliance" and "presence" hi-fi level controls is available from Lafayette Radio.



Wire-wound 8- and 16-ohm "L" pads, they are designed to vary the level of mid- and high-frequency speakers in multiple speaker hi-fi systems. The resistance elements are

mounted concentrically, permitting a much shallower housing than the usual dual-pot construction. Bushing length is 1". Price, \$1.95 each. (*Lafayette Radio, 165-08 Liberty Ave., Jamaica 33, N.Y.*)

### HANDY CLAMP-ON LIGHT

Here is a handy clamp-on light for your test bench or tool kit. The narrow metal shade will direct light where needed while



Greatest Savings and Precision Features all inclusive in this "QUALITY LINE"!

## EMC TEST EQUIPMENT

Compare all our features and you'll AGREE the name to buy is EMC

### Model 102 Voltmeter




Features a  $3\frac{1}{2}$ ", 2% accurate—800 microamperes D'Arsonval-type plastic front meter with 3 AC current ranges; and the same zero adjustment for both resistance ranges. Specifications . . . AC Voltage—5 Ranges: 0 to 12-120-600-1200-3000 volts. DC Voltage—5 Ranges: 0 to 6-60-300-600-3000 volts. AC Current—3 Ranges: 0 to 30-150-600ma. DC Current—4 Ranges: 0 to 6-30-130ma; 0 to 1.2 amps. Two Resistance Ranges: 0 to 1000 ohms, 0 to 1 megohms. Model 102, Wt. 1 lb. 5 oz. Size:  $3\frac{3}{4}$ " x  $6\frac{1}{4}$ " x 2". \$14.90; Kit, \$12.50.

### Model 205 Tube Tester

Uses standard emission test. Tests all tubes including Noval and subminiatures. Completely flexible switching arrangement. Checks for shorts, leakages and opens.

Model 205P, Hand rubbed oak carrying case, \$47.50 (illustrated); Kit, \$36.20. Model CRA, Cathode ray tube adaptor, \$4.50.



### Model 700 RF-AF-Crystal Marker TV Bar-Generator

Complete coverage from 18 cycles to 108 megacycles on fundamentals. Bar generator for TV adjustment with a variable number of bars available for horizontal or vertical alignment. Square wave generator to 20 kilocycles. Wien Bridge AF oscillator with sine wave output from 18 cycles to 300 kilocycles. Crystal marker and amplitude control. Individually tuned coils. Constant RF output impedance. Stepped RF attenuator. Variable percentage of modulation.



Model 700 . . . . . \$55.90

Yes, tell me more, send me FREE—a detailed catalog of the complete EMC line. PE-128

NAME \_\_\_\_\_

ADDRESS \_\_\_\_\_

CITY \_\_\_\_\_

STATE \_\_\_\_\_

**EMC** Electronic Measurements Corp.  
625 B'way, New York 12, N. Y.  
Ex. Dept., 432 Greenwich St., New York 13, N. Y.

## PURCHASING A HI-FI SYSTEM?

Send Us  
Your List Of  
Components  
For A  
Package  
Quotation

**WE WON'T BE  
UNDERSOLD!**

All merchandise  
is brand new,  
factory fresh and  
guaranteed.

# AIREX RADIO


CORPORATION

64-P Cortlandt St., N. Y. 7 CO 7-2137

### PARTIAL LIST OF BRANDS

Altec Lansing  
Electrovoice  
Jensen • Hartley  
University  
Acoustic Research  
Janszen  
Wharfedale  
Karlson  
Viking  
Concertone  
Bell • G.E.  
Weathers  
Harman—Kardon  
Eico • Pilot  
Sherwood  
Acrosound  
Fisher  
Bogen • Leak  
Dynakit  
H. H. Scott  
Pentron  
Ampro • VM  
Revere • Challenger  
Wollensack  
Garrard  
Miracord  
Glaser-Steers  
Components  
Rek-O-Kut  
Norelco  
Fairchild  
Pickering • Gray  
Audio Tape  
Full Line Cabinets

occupying a minimum of space. The padded clamp allows you to attach the light to console cabinets temporarily without mar-




ring the finish. Price, \$4.95. (Pennington Crafters, Inc., 3412 "J" St., Philadelphia 34, Pa.)

### USEFUL TEST LEADS

Designed for strength and versatility, the new Alpha test lead line comprises the 12 most useful combinations of test prod and meter tip types. The full 50" wire length will not break down under 12,000 volts at 60 cycles. Each pair of test leads comes individually packaged in a clear plastic tube. (Alpha Wire Corp., 200 Varick St., New York 14, N. Y.)

### TAPE HEAD CLEANER

"Kleen-Tape" is a device for cleaning tape recorder heads without the use of tools. It is a specially impregnated fabric tape on a standard tape recorder reel. When



this tape is "played through" the recorder, it removes iron oxide accumulation as well as dust and other foreign materials from the head, leaving the head clean and dry. "Kleen-Tape" can be used over and over again. Price, \$2.95. (Walsco Electronics Mfg. Co., 100 West Green St., Rockford, Ill.)

## PORT ARTHUR COLLEGE ELECTRONICS COMMUNICATIONS

AM FM Television Broadcast Engineering  
Marine Radio Radar

CHECK THESE FEATURES: Tuition \$34 per mo., room & board \$50 per mo. in dorm on campus. College operates 5 KW broadcast station. Students get on-the-job training at studios on campus. FCC license training with all courses. Well equipped classrooms & lab., am fm transmitters, radar & marine eqmt., television camera chain, experiment lab test eqmt. & other training aids. Our graduates in demand at good salaries. Free placement service. Have trained men from all 48 states. Approved for GI. Write to Dept. PE-12 for details.

**PORT ARTHUR COLLEGE** Port Arthur  
Texas

Established in 1909

## PEE WEE BATTERYLESS TUBELESS "LIFETIME" RADIO

(AMERICAN MADE)

**REALLY WORKS—FOR LIFE!**

Works WITHOUT TUBES, BATTERIES OR ELECTRICAL PLUG-INS. Will never run down or burn out! World's smallest. SMALLER THAN A PACK OF CIGARETTES! GUARANTEED TO RECEIVE LOCAL RADIO STATIONS ANY TIME—ANYWHERE YOU GO! Sensational new Tuner—Perma-Crystal diode. Built-in SPEAKER-PHONE, no dangling earphones! Durable black and gold plastic case.

**SEND ONLY \$2.00** (bill, ck, mo)

man \$4.99 COD postage on arrival or send \$0.99 for postpaid delivery. SENT COMPLETE READY TO LISTEN WITH LIFETIME GUARANTEE, and extra long distance antenna. Nothing extra to buy—ever. Available only from:

MIDWAY COMPANY Dept. WPL-12 KEARNEY, NEBRASKA

## Flying High at Zero Altitude

(Continued from page 44)

tilts up. It follows every motion of the airplane, so it sees what the pilot would see. The picture is then flashed on the screen in front of the pilot.

A television projector is located on top of the DC-8 simulator cockpit. And the televised picture from the map room is projected onto a motion picture screen which covers the visible area viewed by the pilots in training.

The DC-8 simulator gives to the public a well-trained, proficient crew. This flying team practices and "polishes" on the ground. When the Jetliners are put into operation, the passengers can be sure that the pilot and his crew have many hours of simulated and actual flying time under their belts. The simulator offers safety through practice.

-30-

## Add an Erase Fader

(Continued from page 84)

When the control is turned fully counter-clockwise, the erase current is cut off and the head is made inoperative, thus permitting a recording to be dubbed over old program material without erasing it. A certain amount of erasure results from the bias current on the record head, but this is negligible.

**Now for using** the erase fader. Suppose you have a musical recording and you want to add a spoken commentary. First play the tape and note the place where you want



"Sometimes I think you PREFER confusion!"

December, 1958

# Get Your First ~~Class~~ Commercial F.C.C. LICENSE in 12 Weeks

**MORE JOBS THAN WE CAN FILL** — Jobs in radio-TV-electronics are going begging. A commercial FCC license is your ticket to higher pay and more interesting employment. We train you quickly—then help you find the job you want.

**GRANTHAM TRAINING PREPARES YOU** — Grantham School of Electronics *specializes* in preparing students to pass F.C.C. examinations. Training is available either by correspondence or in resident classes—NO previous training required. A beginner may qualify for his first class F.C.C. license in as little as 12 weeks.

**THREE COMPLETE SCHOOLS:** To better serve our many students throughout the entire country, Grantham School of Electronics maintains three complete schools—one in Washington, D. C., one in Hollywood, Calif., and one in Seattle, Wash. All schools offer the same rapid courses in FCC license preparation, either home study or resident classes.

**MAIL COUPON FOR FREE BOOKLET:** Our free booklet, *Careers in Electronics*, gives details of how you can prepare quickly for your FCC license. For your free copy of this booklet, clip the coupon below and mail it to the Grantham School nearest you.

**WASHINGTON D.C.** Grantham School of Electronics  
821-19th Street, N. W.  
Washington 6, D. C.

**HOLLYWOOD CALIF.** Grantham School of Electronics  
1505 N. Western Avenue  
Hollywood 27, California

**SEATTLE WASH.** Grantham School of Electronics  
408 Marion Street  
Seattle 4, Washington

(Mail in envelope or paste on postal card)

**TO: GRANTHAM SCHOOL OF ELECTRONICS**

821 - 19th, NW    1505 N. Western    408 Marion  
Washington • Hollywood • Seattle

Gentlemen:

Please send me your free booklet telling how I can get my commercial F.C.C. license quickly. I understand there is no obligation and no salesman will call.

Name \_\_\_\_\_ Age \_\_\_\_\_

Address \_\_\_\_\_

City \_\_\_\_\_ State \_\_\_\_\_

I am interested in:  Home Study,  Resident Classes **83-T**



**\$8 COMPLETE  
2 VOLUMES**

## TV TELLS HOW TO ANSWER RADIO RADIO T.V. QUESTIONS SERVICE LIBRARY


HERE IS LATE INFORMATION IN A MANDY FORM FOR RADIO AND TELEVISION REPAIRMEN, SERVICEMEN AND STUDENTS

AUDELS T.V. RADIO SERVICE LIBRARY — Over 1500 Pages — 1085 Illustrations & Diagrams. 1001 Important Facts & Figures on Modern T.V., Radio, Electronic Devices at your fingers ends. Highly Endorsed.

**INCLUDES TRANSISTORS** & Transistor Circuits, Rectifiers, Record Changers, P.A. Systems, Tape Recorders, Phonograph Pick-ups, F.M., Auto Radio, Radio Compass, Short Wave, Radar, etc.

**ASK TO SEE IT!  
IT WILL PAY TO KNOW—**

The Basic Principles — Construction — Installation — Operation — Repairs — Trouble Shooting. Shows How to get Sharp, Clear, T.V. Pictures. Install Aerials—How to Test. Explains Color Systems. Methods of Conversion, Terms, etc. Includes Ultra High Frequency — Valuable for Quick Ready Reference and Home Study.



Get this Information for Yourself  
**7 DAY TEST—PAY ONLY \$2 MO.**

**MAIL ORDER**

**AUDELS Publishers, 49 W. 23 St., New York 10, N.Y.**

Mail AUDELS T.V. RADIO SERVICE LIBRARY (2 Volumes) \$8 on 7 day free trial. If O.K. I will remit \$2 in 7 days and \$2 monthly until \$8, plus shipping charge, is paid. Otherwise I will return them.

Name \_\_\_\_\_

Address \_\_\_\_\_

Occupation \_\_\_\_\_

Employed by \_\_\_\_\_

PE 12



## WORLD'S LOWEST PRICED ADDING MACHINE

Counts up to 999,999,999  
**IDEAL FOR BUSINESS AND PERSONAL USE—GUARANTEED ACCURATE.**  
Not a toy. Operates with only a finger flick. Adds, subtracts, multiplies, divides. Counts up to one billion. Pays for itself over and over. Ideal gift for Business, Income Tax and School use. **MONEY BACK GUARANTEE.** Send name and address. Pay hostman only \$2.95 plus postage. Beautiful rich-looking Leathette Case included at no extra cost. Money back in 10 days if not delighted. **AGENTS WANTED.**

Vest Pocket Size  
**FREE TRIAL**  
**\$2.95**

\$3.04 in Penna. Incl'g. 3% Tax

**CALCULATOR MACHINE CO., (Mrs.)  
Box 126 Dept. D-89, Huntingdon Valley, Pa.**

## EASY TO LEARN CODE

Learn to increase speed with an Instructograph—the Radio-Telegraph Code Teacher that takes the place of an operator-instructor and enables anyone to master code without further assistance. Available tones from beginners alphabet to typical messages on all subjects. Speed range 5 to 40 WPM. Always ready—no QRM. Thousands have "acquired the code" with the Instructograph System. Write today for convenient rental or purchase plans.



**INSTRUCTOGRAPH COMPANY**  
4713 SHERIDAN ROAD, CHICAGO 40, ILLINOIS  
357 West Manchester Ave., Los Angeles 3, California

**ENGINEERING  
DEGREE IN  
27 MONTHS**

B.S. Degree, Aero., Chem., Civil, Elec., Mech. & Electronic Eng. (inc. Radio, TV), 36 month B.S. degree in Math., Chem., Physics, Prep courses. Demand for grads. Spacious campus. 20 bldgs.; dorms, auditorium, gym. Low rate. Earn board. G.I. approved. Enter Dec., March, June, Sept. Catalog.

2312 E. Washington Boulevard  
Fort Wayne 2, Indiana  
**Keeping pace with progress**

**INDIANA TECHNICAL COLLEGE**

to insert the commentary. This may be marked on the tape with a china marking pencil. Then set the erase fader control full counterclockwise and run the tape through with the machine set for *Record* but the record volume control turned all the way down. When the mark appears, turn the fading control part way up to fade out the music. At the same time, turn up the recorder's volume control to fade in the mike and start your commentary.


If you have recorded a musical program and are annoyed by the hand-clapping which is also present, use the following procedure. Find the spot where the clapping begins and rewind the tape one or two feet from that spot. Set the erase fader to the maximum counterclockwise position and the machine's controls to *Record* (with the record volume control at minimum). Now start the tape and gradually turn the fader to maximum (clockwise position). This will produce a professional-type fade. You must be careful, for mistakes here can't be corrected. Experimentation is recommended before you start to work on your valuable recordings.

-30-

## IMPROVED STEREO CARTRIDGE

General Electric now has a .5-mil diamond stylus "top audiophile performance" version of its new stereophonic magnetic variable reluctance hi-fi cartridge. Known as the "Golden Classic" Type GC-5, it is designed for application only in turntables with high-quality tone arms.

Although outwardly similar to the .7-mil stylus types made by G.E., the GC-5 will have several performance ratings which are considerably higher. It will have a 20- through 20,000-cycle frequency response at a tracking force of two to four grams. Its lateral compliance will be  $4 \times 10^{-6}$  centimeters per dyne, and its vertical compliance  $2.5 \times 10^{-6}$  centimeters per dyne.



Always say you saw it in—POPULAR ELECTRONICS



## The VLF Receiver

(Continued from page 80)

sumption that the manufacturer wound all the coils in the same direction. However, if a coil set refuses to oscillate, reverse the plate coil leads and try again.

With stations in the v.l.f. band only two or three kc. apart, it is necessary for the operator to separate c.w. stations "by ear." If the builder wishes to add a refinement to the receiver, a Type FL-8-A (B) filter may be obtained through surplus dealers.

In the *Range* setting of this filter's 3-position switch, a sharp 1000-cycle peak is obtained, which enables complete separation of stations in the v.l.f. band.

In the *Voice* position, the 1000-cycle peak is attenuated so that aircraft radio range-voice transmissions may be received with minimum interference from the 1000-cycle modulation present on these stations.

In the position marked *Both*, the filter is out of the circuit. The filter input is plugged into the receiver headphone jack and the filter output into the amplifier input.

Short lengths of microphone cable fitted with phone plugs serve as connecting cable.

**Operating this v.l.f. job**, while not difficult, is much different from operating a superheterodyne type of receiver. Precise adjustment of the regeneration control and careful tuning of the antenna and grid circuits is necessary to bring in those elusive stations. You'll discover that considerable skill is required to get the best from this rig; but as your proficiency grows, so will your DX log.

-50-

## A MARSman Tells All

(Continued from page 70)

guard," and "Radioteletype for the Radio Amateur."

**Informal Procedure.** Because its mission is technical training, rather than operational, Technical Net follows extremely informal on-the-air procedure, with first names used more commonly than station call signs. Participation is open to all First Army MARS stations with single-sideband equipment that put in a minimum of 12 additional hours a year on one of the regular MARS communications training nets. Present members include a number of broadcast and electronics engineers and

# Learn at Home in your spare time to Fix Electric Appliances



## Better Pay—More Opportunities

Get into a field where there is important work and opportunity for the trained man. Millions of electric appliances are sold every year. Every wired home now has an average of 8. Many of them need service and repair. Owners pay well to have them fixed quickly, properly. This is your opportunity for a better job, your own part time or full time business. NRI can give you the training you need, at home, in your spare time.

## Spare Time Earnings Start Soon

Soon after starting you will be able to earn extra cash fixing toasters, clocks, fans, vacuum cleaners, etc. for neighbors and friends. Keep your job while learning and earning. Put spare time to work for you. Work in your basement, garage, spare room. You'll be amazed how easily, quickly you, too, can start earning many extra dollars. NRI shows you how. Even before you finish training your spare time earnings may pay for the course and equipment.

## NRI Sends Tester to Learn and Earn

You need proper equipment to service today's automatic appliances. With this course you get parts to build professional type, multi-use Appliance Tester. You learn to use it. Takes guess work out of servicing. Mail coupon for FREE book and Sample Lesson. See how easy it is to learn. Find out about NRI—a school that for more than 40 years has been training men, through home study, for success, good pay jobs. Our reputation, record, experience back up this course. Address National Radio Institute, Dept. D4N8, Washington 16, D. C.



**FREE Lesson and Book**  
Mail this NOW!

**NATIONAL RADIO INSTITUTE**

Dept. D4N8, Washington 16, D. C.

Send me Lesson and Book Free. No Salesman will call.

Name ..... Age .....

Address .....

City ..... Zone ..... State .....

ACCREDITED MEMBER NATIONAL HOME STUDY COUNCIL

# LIBERTY — MAIL ORDER —

## T. V. PICTURE TUBES

AMERICA'S BEST . . . AMERICA'S LOWEST PRICE  
GUARANTEED FOR ONE (1) FULL YEAR

LICENSED BY . . . RCA . . . DUMONT . . .

10BP4	\$7.50	17AVP4	\$13.50	20HP4	\$15.00	21EP4	\$14.50
12LP4A	8.75	17BP4	10.95	20MP4	14.00	21F/KP4	15.75
14B/CP4	9.50	17CP4	16.50	21AP4	19.95	21MP4	19.95
16AP4	14.95	17GP4	15.50	21AL/		21YP4	15.50
16DP4	13.50	17H/LP4	13.50	21A/		21WP4	14.75
16GP4	15.95	17QP4	11.50	21AMP4	18.95	21ZP4	15.00
16K/LP4	10.50	17TP4	16.50	21AU/		24CP4	26.00
16R/WP4	10.50	19AP4	17.75	21AU/		24DP4	28.00
16T/ZP4	10.50	20CP4	13.50	AVP4			

**FOR ALUMINIZED TUBES ADD \$4.00**  
Prices are subject to change without notice. Write for price on non listed tubes. All prices F.O.B. Wallingford, Conn. Prices include dud. Send \$5.00 deposit when old tube dud is not returned. Deposit refundable at time of return of dud. Dud must be returned prepaid. We ship anywhere. Domestic, foreign, export.

TERMS: 25% with Order—Balance C.O.D.

## LIBERTY TUBE CO.

DEPT. M-M, HALL AVE., COR. CHERRY ST.  
WALLINGFORD, CONN. COLONY 9-8038

## 1 INCH MINIATURE PANEL METERS

- Latest Shielded Moving Coil
- Typically priced at \$4.95



Featuring the smallest self shielded moving coil meter commercially available; no calibration necessary. For steel or aluminum panels. Designed to save space in compact equipment. Also 1-inch meters are available in 18 popular ranges; include D.C. Microammeters; D.C. Milliammeters; D.C. Voltmeters; A.C. Voltmeters (Rectifier Type). Unique case design allows mounting either as a round or rectangular meter. Only a 1-inch hole for mounting. Minimum scale arc of 90° permits accurate readings. Accuracy within 3% of full scale. Immediate delivery.

Write for folder on ranges and prices.

**ALCO ELECTRONICS MFG. LAWRENCE CO. MASS.**

## ELECTRIC WELD - BRAZE & CUT

REPAIR MOST EVERYTHING MADE OF METAL



with dark welders mask, arc torch, supply of carbon welding and brazing rods. Solder, flux, and complete Welding Instruction Book. Attractive—portable—efficient—durable—1 year guarantee. Wt. only 8 lbs.  
**SEND ONLY \$3.00** (cash, ck. mo.) and pay postman \$9.95 plus COD postage on arrival or send \$12.95 and we will send postpaid. Ideal gift for mechanically minded home owners, relatives, friends. Order now for early delivery. Available only from  
**MIDWAY WELDER Dept. DFL-12 Kearney, Nebraska**



## Print Your Own

Cards, Stationery, Advertising, Circulars, labels, photo and movie titles, church work, tags, etc. Save money. Sold direct from factory only. Raised printing like engraving, too.

**Own a Printing Business**

Print for Others, Good Profit. Have home shop. Junior press \$15; Senior \$29 up. We supply everything. Easy rules. Pays for self in short time. Write for free catalog of outfits and all details.  
**KELSEY PRESSES, C-10 Meriden, Conn.**

such non-technical MARS members as a grocery store manager and a news dealer.

There are also non-member listeners. Ed has heard from many such listeners in the Midwest and on the West Coast. He even got one QSL from a ham in the Azores. Such non-members are not permitted to engage in the on-the-air question period, but they are allowed to telephone questions to member stations so that the member can put the question on the air for them.

The welcome mat is out for such non-member listeners Wednesday evenings from 9 to 10 p.m., Eastern time, when the Technical Net goes on the air at 4030 kc., upper sideband. Single-sideband transmissions can be picked up by stable receivers equipped with beat oscillators.

—50—

## After Class

(Continued from page 90)

gain of 29 is necessary to provide satisfactory performance at a single frequency. To insure strong oscillation over a range of frequencies, the gain must be somewhat higher than this. Hence, a practical phase-shift oscillator requires either a high-gain pentode or two triodes in cascade for sure-fire operation.

An example of a pentode oscillator is shown in Fig. 2, and a dual-triode type is shown in Fig. 3. In the latter circuit, the feedback voltage for sustaining oscillation is taken from the *cathode* of the second triode. Since there is zero phase shift between the grid input and cathode output voltage of a vacuum tube, the second triode does not introduce any complications when used this way. Instead, it provides a low-impedance source for the feedback voltage and prevents the output load (headphones, speaker, etc.) from causing oscillator instability due to loading effects.

The nomogram given in Fig. 4 will provide you with the required  $R$  and  $C$  values for any frequency between 5 cps and 100,000 cps. Merely select a value for  $C$  (all three capacitors are equal), then lay a straight-edge from this value of  $C$  through the desired frequency. The intersection of the edge with the  $R$ -axis on the nomograph tells you the value of all three phase-shifting resistors. The same procedure is used for finding  $f$  if  $R$  and  $C$  are known, or finding  $C$  if  $R$  and  $f$  are known.

—Harvey Pollack

## MRS

(Continued from page 63)


If the machine had run according to design specs, this job would have been done by around midnight. But of course MRS didn't run exactly according to our expectations, and I spent the night in the machine room. More than half the time I sat looking at a glowing maintenance light and wondering what was going on.

JUST a little before daylight, MRS quit computing completely and dumped out the output to date and reams of unprocessed data. Then maintenance lights flashed on all over the room. I figured MRS had had it and dashed around to the rear of the maintenance unit to pull the covers and see what MRS was up to.

The removal arms got there first and dropped the covers right in my path. I skidded to a halt to keep from getting hit. Then the arms pulled out a collection of miscellaneous boxes of hardware that I had never seen before. Then they produced a collection of cables and plugged all these boxes together, and darned if the whole array didn't look like a scaled-down version of MRS. About that time the output printer began to clack away.

I rushed around to the printer to see what this was and read the following message; "MRS, Jr., arrived 4:46, weight 8467 pounds, 12 ounces. MRS and progeny doing fine."

The big question around the Institute now is, if MRS is the mother, then who is the father? -30-



Leo says: Choose from **3**

## "More watt per Dollar"

**RIGS for the NOVICE!**  
Examine these Highlights,  
then send for Complete Brochure!

**90** Watts  
CW

\$6.00 Down  
\$5.00 per mo.  
or  
\$59.95 Net

**the Globe Chief 90A Kit**



Bandswitching 10-160M. Compact, well-filtered with built-in power supply. Pi-Net 52-600 ohms. Modified Grid-Block keying. Provisions for VFO input. Can be converted to fone. 8x14x9".

Wired: \$74.50; \$7.45 down, \$6.15 per mo.

**65** Watts  
CW

**50** Watts  
Fone

\$10.00 Down  
\$8.25 per mo.  
or  
\$99.95 Net

**the Globe Scout 680A Kit**



Plate modulated. Bandswitching. 6-80M. Self-contained with built-in power supply. High level modulation. Pi-Net 10-80M: Link-Coupled on 6M. New wide shielded meter. TVI-protected. 8x9x14".

Wired: \$119.95; \$12.00 down, \$9.90 per mo.

**100** Watts  
DSB  
(Sideband)  
(P. E. P.)  
Suppressed  
Carrier

**50** Watts  
CW

**40** Watts  
AM

\$12.00 Down  
\$9.90 per mo.  
or  
\$119.95 Net

**the Sidebender DSB-100 Kit**



Go CW now; AM or Sideband later. Continuous coverage 3-9mc & 12-30mc. Negative inverse feedback improves freq. response & Modulator linearity. Speech clipping & filtering for min. band width. Straight thru operation with 3-stage RF section. Suppression 45 db or better.

Wired: \$139.95; \$14.00 down, \$11.55 per mo.

## WE BOAST THE LARGEST . . .

RECONDITIONED EQUIPMENT  
FACILITIES IN THE WORLD!  
OVER 800 ITEMS MONTHLY.  
SEND FOR LATE LISTINGS.

## FREE 1959 CATLOG

Hundreds of late items for the ham, hi-fi fan, serviceman-dealer & experimenter. Hurry!



WORLD'S MOST PERSONALIZED ELECTRONIC SUPPLY HOUSE

**World Radio**  
LABORATORIES  
PH 2-0277

3415 W BROADWAY COUNCIL BLUFFS, IOWA

Please send  
 catalog  
 Recond. Eqt.  
 Listings and  
 Brochure on  
Gibbe Products

PE-12

NAME: \_\_\_\_\_

ADDRESS: \_\_\_\_\_

CITY & STATE: \_\_\_\_\_

## There Are Robots Among Us

(Continued from page 47)

They are manufacturing units capable of handling and processing a given job of work with a minimum amount of human supervision, thus releasing many *people* for more interesting, more rewarding and less dangerous pursuits. In order to accomplish this, they must be capable of reaching certain decisions completely on their own.

That definition should sound familiar. It is a description of a tape-controlled lathe or production line, built to inspect, catch and correct its own errors. This is automation at its best. It is a description, if you like, of a single electronic computer handling an entire office-load of clerical work, a computer backed by a small programming staff which translates the input data into acceptable form. It is also a description of a guided missile with a proximity fuse, or of the recently announced Hughes' Digitair—an airborne computer that can fly an Air Force jet interceptor from after take-off to landing and all through combat.

This means that we already have robots, that robots have already begun to take

over. Where then are the gear-grinding mechanical men who cross metal arms on their breastplates, look at us with dog-like devotion through photosensitive silicon cells, and say, "Yes, master, I have waxed the Buick and changed the flat tire," in absolutely flat, toneless voices?

The answer is that they never were and probably never will be. The hard reality of manufacturing processes has an annoying way of taking an entirely different line from the one that literary imagination and artistic prophecy have projected. Da Vinci, the fifteenth-century Florentine, drew dozens of bird-winged and bat-winged flying-machine suggestions: the drawings have little in common with the airplane as it has actually developed since the time of the Wright brothers. Similarly, the humanoid electronic creatures from the drawing boards of our science-fiction illustrators bear little relationship to the silent, spacious, air-conditioned rooms that house the computers of today or the long rows of automated machinery.

**Will the Robots Take Over?** Our tape-directed factories and offices, our digital analog computers, our "thinking" weapons



**YOUR COPIES OF  
POPULAR  
ELECTRONICS  
ARE VALUABLE**



**KEEP THEM NEAT . . . CLEAN . . .  
READY FOR INSTANT REFERENCE!**

Now you can keep a year's copies of POPULAR ELECTRONICS in a rich-looking leatherette file that makes it easy to locate any issue for ready reference.

Specially designed for POPULAR ELECTRONICS, this handy file—with its distinctive, washable Kivar cover and 16-carat gold leaf lettering—not only looks good but keeps every issue neat, clean and orderly.

So don't risk tearing and soiling your copies of POPULAR ELECTRONICS—always a ready source of valuable information. Order several of these POPULAR ELECTRONICS volume files today. They are \$2.50 each, postpaid—3 for \$7.00, or 6 for \$13.00. Satisfaction guaranteed, or your money back. Order direct from:

**JESSE JONES BOX CORP., Dept. PE**  
Box 5120, Philadelphia 41, Pa. (Established 1843)

## DEPENDABLE TV-RADIO TUBES



**ZALYTRON** Tubes for TV-Radio Servicers, Dealers, Experimenters.

Nationally sold ZALYTRON Tubes are BRAND NEW Quality Tubes, priced low to help you meet competition in your area—and guaranteed to perform as well and as long as tubes much higher priced. Why pay more? Try them once, you'll buy them always. Every tube we ship is covered by our Full Refund Guarantee . . . YOU be the judge! Send today for new Price List "PE".

**1 YEAR GUARANTEE**

## BE YOUR OWN BOSS

**RUN A SELF-SERVICE TUBE BUSINESS**

Get This Modern  
Sturdy Tube Tester

**FREE**

with "Package Deal" order for nationally sold ZALYTRON Quality Brand Receiving Tubes. We'll show you how to start a successful Tube Tester Route, and get YOUR share of today's Big Profits in Self-Service Tube Sales! This is no "Get-Rich-Quick" scheme but a solid, proven business that will reward you well—if you WORK at it. But, INVESTIGATE before you INVEST! Get full details on the best "Deal" now being offered, send today for our booklet "P"



**ZALYTRON** TUBE CORPORATION  
220 West 42nd St., N. Y. 36, N. Y.

Always say you saw it in—POPULAR ELECTRONICS

—these are true robots, and they have been here among us for some time now. But what of the future? Will they become more "human," in shape and mind, until—eventually—they are better than we are?

It does not seem very likely.

Suppose we develop space travel and decide we'd rather use robots than relatively delicate men to inspect and repair the outside of the ship if anything goes wrong in the cold, airless, interplanetary deeps. Will it be a man-like creature who will scamper outside with hammer and monkey wrench? Hardly. On the basis of sheer engineering economics, it makes more sense to have a "robot" in the form of a self-repairing hull.

Instead of robot miners going underground with lamps built into their foreheads, it is more probable that we shall see something in the nature of automatic mine shafts, governed by computers capable of geological evaluation. And much more possible than a robot butler responding to a knock on the door is a robot door, programmed to open only to certain signals—"Open, Sesame," for example!

All of which gets us back to the fear of

robots replacing human beings. A robot is, after all, no more than a machine; and a machine is merely an automatically operating tool. Every tool is made for a specific functional purpose, and so is every robot.

Man, on the other hand, has no *specific* functional purpose. More than that, he has reached his present eminence in evolution largely because he is one of the most *non-specialized* animals ever. He can survive in a great number of environments, civilized or completely savage. A robot cannot. A robot, like any machine, is a product and a native of a single civilization only, built to operate and survive in an extremely narrow set of conditions.

A robot, at best, is a complete prisoner of its own specialization. For hundreds of thousands of years, Man, in his versatile way, has destroyed or domesticated every specialized creature he has ever encountered—from specialized carnivores like the saber-tooth tiger down to specialized parasites like the polio virus.

He has little to fear from the latest of these—the robot made by himself for his own uses. -50-

## VIDEO ELECTRIC COMPANY says: DOWN WITH RISING COSTS OF ELECTRON TUBES OVER ONE MILLION USED TUBES TO SELECT FROM

only **40¢**

TUBE

each FOR ANY

\$37.00

PER HUNDRED

WE HAVE OVER 1000 USED TV SETS

At All Times In Our Huge Warehouse

Buy one or more of these WORKING TVs to sell or use as your own second set! All sets in GOOD WORKING condition!

Your Choice—Console or Table Model

10" ... \$23.00	17" ... \$46.00
12" ... \$28.00	19" ... \$58.00
14" ... \$33.00	20" ... \$64.00
16" ... \$40.00	21" ... \$72.00
24" ... \$99.00	

When ordering TVs, state whether table model or console is desired. Also, preference on make of set. All TVs sent railway express F.O.B. Newark. On any quantity, WIRE or CALL today!

**FREE** Bonus Antenna Given with Any TV Set Order!!

**FREE** RCA "Cheater" Cord Given with Any Tube Order of \$7.00 or More!!

SEND for our FREE complete TUBE & PARTS LIST and order blank.

Write for Free Complete List and Order Blank!

6AV6CT	0A2	5AR4CT	6BC	6L7	717	19
6AW6	0A3	5B2Z	6C7	6N7	7N7	19AUCAT
6AZ6CT	1A6CT	5B8B	6C8	6P7	7P7	19BUCAT
6BA6	1A7CT	5C0T	6C9	6S1	7X7/XXFM	19B
6BB	1B2CT	5C2A	6E6	6S2	7Y4	19C
6BC	1B3CT	5C2B	6E8	6S3	6S4CT	24A
6BD	1B4CT	5C2C	6E9	6S4	6S7Y	24B
6BE	1H4C	5I8	6F6	6S7	6S8Y	24C
6BF	1H4D	5I8	6F8	6S8	6S9	24D
6BG	1H4E	5I8	6F9	6S9	6S10	24E
6BH	1H4F	5I8	6G0	6S10	6S11	24F
6BI	1H4G	5I8	6G1	6S11	6S12	24G
6BJ	1H4H	5I8	6G2	6S12	6S13	24H
6BK	1H4I	5I8	6G3	6S13	6S14	24I
6BL	1H4J	5I8	6G4	6S14	6S15	24J
6BM	1H4K	5I8	6G5	6S15	6S16	24K
6BN	1H4L	5I8	6G6	6S16	6S17	24L
6BO	1H4M	5I8	6G7	6S17	6S18	24M
6BP	1H4N	5I8	6G8	6S18	6S19	24N
6BQ	1H4O	5I8	6G9	6S19	6S20	24O
6BR	1H4P	5I8	6G0	6S20	6S21	24P
6BS	1H4Q	5I8	6G1	6S21	6S22	24Q
6BT	1H4R	5I8	6G2	6S22	6S23	24R
6BU	1H4S	5I8	6G3	6S23	6S24	24S
6BV	1H4T	5I8	6G4	6S24	6S25	24T
6BW	1H4U	5I8	6G5	6S25	6S26	24U
6BX	1H4V	5I8	6G6	6S26	6S27	24V
6BY	1H4W	5I8	6G7	6S27	6S28	24W
6BZ	1H4X	5I8	6G8	6S28	6S29	24X
6CA	1H4Y	5I8	6G9	6S29	6S30	24Y
6CB	1H4Z	5I8	6G0	6S30	6S31	24Z
6CC	1H5A	5I8	6G1	6S31	6S32	25A
6CD	1H5B	5I8	6G2	6S32	6S33	25B
6CE	1H5C	5I8	6G3	6S33	6S34	25C
6CF	1H5D	5I8	6G4	6S34	6S35	25D
6CG	1H5E	5I8	6G5	6S35	6S36	25E
6CH	1H5F	5I8	6G6	6S36	6S37	25F
6CI	1H5G	5I8	6G7	6S37	6S38	25G
6CJ	1H5H	5I8	6G8	6S38	6S39	25H
6CK	1H5I	5I8	6G9	6S39	6S40	25I
6CL	1H5J	5I8	6G0	6S40	6S41	25J
6CM	1H5K	5I8	6G1	6S41	6S42	25K
6CN	1H5L	5I8	6G2	6S42	6S43	25L
6CO	1H5M	5I8	6G3	6S43	6S44	25M
6CP	1H5N	5I8	6G4	6S44	6S45	25N
6CQ	1H5O	5I8	6G5	6S45	6S46	25O
6CR	1H5P	5I8	6G6	6S46	6S47	25P
6CS	1H5Q	5I8	6G7	6S47	6S48	25Q
6CT	1H5R	5I8	6G8	6S48	6S49	25R
6CU	1H5S	5I8	6G9	6S49	6S50	25S
6CV	1H5T	5I8	6G0	6S50	6S51	25T
6CW	1H5U	5I8	6G1	6S51	6S52	25U
6CX	1H5V	5I8	6G2	6S52	6S53	25V
6CY	1H5W	5I8	6G3	6S53	6S54	25W
6CZ	1H5X	5I8	6G4	6S54	6S55	25X
6DA	1H5Y	5I8	6G5	6S55	6S56	25Y
6DB	1H5Z	5I8	6G6	6S56	6S57	25Z
6DC	1H6A	5I8	6G7	6S57	6S58	26A
6DD	1H6B	5I8	6G8	6S58	6S59	26B
6DE	1H6C	5I8	6G9	6S59	6S60	26C
6DF	1H6D	5I8	6G0	6S60	6S61	26D
6DG	1H6E	5I8	6G1	6S61	6S62	26E
6DH	1H6F	5I8	6G2	6S62	6S63	26F
6DI	1H6G	5I8	6G3	6S63	6S64	26G
6DJ	1H6H	5I8	6G4	6S64	6S65	26H
6DK	1H6I	5I8	6G5	6S65	6S66	26I
6DL	1H6J	5I8	6G6	6S66	6S67	26J
6DM	1H6K	5I8	6G7	6S67	6S68	26K
6DN	1H6L	5I8	6G8	6S68	6S69	26L
6DO	1H6M	5I8	6G9	6S69	6S70	26M
6DP	1H6N	5I8	6G0	6S70	6S71	26N
6DQ	1H6O	5I8	6G1	6S71	6S72	26O
6DR	1H6P	5I8	6G2	6S72	6S73	26P
6DS	1H6Q	5I8	6G3	6S73	6S74	26Q
6DT	1H6R	5I8	6G4	6S74	6S75	26R
6DU	1H6S	5I8	6G5	6S75	6S76	26S
6DV	1H6T	5I8	6G6	6S76	6S77	26T
6DV	1H6U	5I8	6G7	6S77	6S78	26U
6DW	1H6V	5I8	6G8	6S78	6S79	26V
6DX	1H6W	5I8	6G9	6S79	6S80	26W
6DY	1H6X	5I8	6G0	6S80	6S81	26X
6DZ	1H6Y	5I8	6G1	6S81	6S82	26Y
6EA	1H6Z	5I8	6G2	6S82	6S83	26Z
6EB	1H7A	5I8	6G3	6S83	6S84	27A
6EC	1H7B	5I8	6G4	6S84	6S85	27B
6ED	1H7C	5I8	6G5	6S85	6S86	27C
6EE	1H7D	5I8	6G6	6S86	6S87	27D
6EF	1H7E	5I8	6G7	6S87	6S88	27E
6EG	1H7F	5I8	6G8	6S88	6S89	27F
6EH	1H7G	5I8	6G9	6S89	6S90	27G
6EI	1H7H	5I8	6G0	6S90	6S91	27H
6EJ	1H7I	5I8	6G1	6S91	6S92	27I
6EK	1H7J	5I8	6G2	6S92	6S93	27J
6EL	1H7K	5I8	6G3	6S93	6S94	27K
6EM	1H7L	5I8	6G4	6S94	6S95	27L
6EN	1H7M	5I8	6G5	6S95	6S96	27M
6EO	1H7N	5I8	6G6	6S96	6S97	27N
6EP	1H7O	5I8	6G7	6S97	6S98	27O
6EQ	1H7P	5I8	6G8	6S98	6S99	27P
6ER	1H7Q	5I8	6G9	6S99	6S00	27Q
6ES	1H7R	5I8	6G0	6S00	6S01	27R
6ET	1H7S	5I8	6G1	6S01	6S02	27S
6EU	1H7T	5I8	6G2	6S02	6S03	27T
6EV	1H7U	5I8	6G3	6S03	6S04	27U
6EW	1H7V	5I8	6G4	6S04	6S05	27V
6EX	1H7W	5I8	6G5	6S05	6S06	27W
6EY	1H7X	5I8	6G6	6S06	6S07	27X
6EZ	1H7Y	5I8	6G7	6S07	6S08	27Y
6FA	1H7Z	5I8	6G8	6S08	6S09	27Z
6FB	1H8A	5I8	6G9	6S09	6S10	28A
6FC	1H8B	5I8	6G0	6S10	6S11	28B
6FD	1H8C	5I8	6G1	6S11	6S12	28C
6FE	1H8D	5I8	6G2	6S12	6S13	28D
6FF	1H8E	5I8	6G3	6S13	6S14	28E
6FG	1H8F	5I8	6G4	6S14	6S15	28F
6FH	1H8G	5I8	6G5	6S15	6S16	28G
6FI	1H8H	5I8	6G6	6S16	6S17	28H
6FJ	1H8I	5I8	6G7	6S17	6S18	28I
6FK	1H8J	5I8	6G8	6S18	6S19	28J
6FL	1H8K	5I8	6G9	6S19	6S20	28K
6FM	1H8L	5I8	6G0	6S20	6S21	28L
6FN	1H8M	5I8	6G1	6S21	6S22	28M
6FO	1H8N	5I8	6G2	6S22	6S23	28N
6FP	1H8O	5I8	6G3	6S23	6S24	28O
6FQ	1H8P	5I8	6G4	6S24	6S25	28P
6FR	1H8Q	5I8	6G5	6S25	6S26	28Q
6FS	1H8R	5I8	6G6	6S26	6S27	28R
6FT	1H8S	5I8	6G7	6S27	6S28	28S
6FU	1H8T	5I8	6G8	6S28	6S29	28T
6FV	1H8U	5I8	6G9	6S29	6S30	28U
6FW	1H8V	5I8	6G0	6S30	6S31	28V
6FX	1H8W	5I8	6G1	6S31	6S32	28W
6FY	1H8X	5I8	6G2	6S32	6S33	28X
6FZ	1H8Y	5I8	6G3	6S33	6S34	28Y
6GA	1H8Z	5I8	6G4	6S34	6S35	28Z
6GB	1H9A	5I8	6G5	6S35	6S36	29A
6GC	1H9B	5I8	6G6	6S36	6S37	29B
6GD	1H9C	5I8	6G7	6S37	6S38	29C
6GE	1H9D	5I8	6G8	6S38	6S39	29D
6GF	1H9E	5I8	6G9	6S39	6S40	29E
6GG	1H9F	5I8	6G0	6S40	6S41	29F
6GH	1H9G	5I8	6G1	6S41	6S42	29G
6GI	1H9H	5I8	6G2	6S42	6S43	29H
6GJ	1H9I	5I8	6G3	6S43	6S44	29I
6GK	1H9J	5I8	6G4	6S44	6S45	29J
6GL	1H9K	5I8	6G5	6S45	6S46	29K
6GM	1H9L	5I8	6G6	6S46	6S47	29L
6GN	1H9M	5I8	6G7	6S47	6S48	29M
6GO	1H9N	5I8	6G8	6S48	6S49	29N
6GP	1H9O	5I8	6G9	6S49	6S50	29O
6GQ	1H9P	5I8	6G0	6S50	6S51	29P
6GR	1H9Q	5I8	6G1	6S51	6S52	29Q
6GS	1H9R	5I8	6G2	6S52	6S53	29R
6GT	1H9S	5I8	6G3	6S53	6S54	29S
6GU	1H9T	5I8	6G4	6S54	6S55	29T
6GV	1H9U	5I8	6G5	6S55	6S56	29U
6GW	1H9V	5I8	6G6	6S56	6S57	29V
6GX	1H9W	5I8	6G7	6S57	6S58	29W
6GY	1H9X	5I8	6G8	6S58	6S59	29X
6GZ	1H9Y	5I8	6G9	6S59	6S60	29Y
6HA	1H9Z	5I8	6G0	6S60	6S61	29Z
6HB	1H0A	5I8	6G1	6S61	6S62	30A
6HC	1H0B	5I8	6G2	6S		

**ORDER BY MAIL AND SAVE!**

# TV PICTURE TUBES

10BP4	\$ 7.95	16WP4	\$15.20	17TP4	\$19.30	21EP4	\$14.95
12LP4	8.95	16TP4	10.95	20AP4	19.30	21FP4	15.95
14B/CP4	9.95	17AVP4	15.20	20CP4	13.90	21WP4	17.30
16DP4	14.95	17BP4	10.95	20HP4	17.95	21YP4	15.95
16EP4	15.90	17CP4	17.00	21AP4	22.10	21ZP4	14.95
16GP4	15.90	17GP4	17.60	21ALP4	20.95	24CP4	23.95
16KP4	10.95	17HP4	13.60	21AMP4	19.95	24DP4	26.95
16LP4	10.95	17LP4	13.60	21ATP4	20.95	27EP4	39.95
16RP4	10.95	17QP4	11.95	21AUP4	20.95	27RP4	39.95

27"—6 month guarantee—all others 1 year. Aluminized Tubes \$5.00 more than above prices. These prices are determined to include the return of an acceptable similar tube under vacuum.

**ALL PRICES FOB CHICAGO, ILLINOIS.** Deposit required, when old tube is not returned, refundable at time of return. 25% deposit required on COD shipments. Old tubes must be returned prepaid. We ship anywhere.

WRITE FOR COMPLETE LIST

**—PICTURE TUBE OUTLET—**

3032 MILWAUKEE AVE., CHICAGO 18, ILLINOIS  
Dickens 2-2048

**EASIER  
FASTER  
BETTER!**

## KESTER SOLDER

FREE: "Soldering Simplified"  
16-page booklet—Send for  
your copy today.

For TV, Radio Soldering  
Everything Electrical

**KESTER SOLDER COMPANY**

4275 Wrightwood Avenue • Chicago 39, Illinois, U.S.A.



STATEMENT REQUIRED BY THE ACT OF AUGUST 24, 1912, AS AMENDED BY THE ACTS OF MARCH 3, 1933, AND JULY 2, 1946 (Title 39, United States Code, Section 233) SHOWING THE OWNERSHIP, MANAGEMENT, AND CIRCULATION OF Popular Electronics published monthly at Chicago, Illinois, for October 1, 1958.

1. The names and addresses of the publisher, editor, managing editor, and business managers are: Publisher, Ziff-Davis Publishing Company, 434 So. Wabash Ave., Chicago 5, Ill.; Editor, Oliver Read, One Park Avenue, New York 16, N. Y.; Managing editor, Julian Sienkiewicz, One Park Avenue, New York 16, N. Y.; Business manager, Howard Stoughton, Jr., One Park Avenue, New York 16, N. Y.

2. The owner is: Ziff-Davis Publishing Company, 434 So. Wabash Ave., Chicago 5, Ill.; Estate of William B. Ziff, One Park Avenue, New York 16, N. Y.; A. M. Ziff, One Park Avenue, New York 16, N. Y.

3. The known bondholders, mortgagees, and other security holders owning or holding 1 percent or more of total amount of bonds, mortgages, or other securities are: None.

4. Paragraphs 2 and 3 include, in cases where the stockholder or security holder appears upon the books of the company as trustee or in any other fiduciary relation, the name of the person or corporation for whom such trustee is acting; also the statements in the two paragraphs show the affiant's full knowledge and belief as to the circumstances and conditions under which stockholders and security holders who do not appear upon the books of the company as trustees, hold stock and securities in a capacity other than that of a bona fide owner.

5. The average number of copies of each issue of this publication sold or distributed, through the mails or otherwise, to paid subscribers during the 12 months preceding the date shown above was: (This information is required from daily, weekly, semiweekly, and triweekly newspapers only.)

H. STOUGHTON, JR., Business Manager.

Sworn to and subscribed before me this 18th day of September, 1958.

[SEAL]

WILLIAM PROEHRER, Notary Public.  
(My commission expires March 30, 1960)

## Transistor Topics

(Continued from page 88)

the connections of the extra winding added to L1. Tune with C1, readjusting R3 as necessary for best reception.

The long-wave band is used for radio-beacons and coastal and aeronautical communications work. The signals all will be c.w.—either code or continuous tones. Joe indicates that reception on this band, in general, is rather poor during the day but it picks up some at night and in the early morning.

**How Rugged Can You Get?** From the very beginning, most authorities agreed that well-designed transistors should be extremely rugged and quite resistant to shock damage. In fact one transistor manufacturer's representative used to demonstrate the relative merits of his line by dropping a handful of transistors and vacuum tubes on the floor together. The vacuum tubes, of course, were smashed, but the transistors remained undamaged.

Perhaps the ultimate in a shock test is one recently used by General Electric. Having developed a new fixed-bed mounting technique for transistor assembly, G.E. found that conventional methods of testing mechanical stability were inadequate. So they loaded several transistors into a 12-gauge shotgun shell and fired them into a telephone book. The transistors still worked!!


Don't try this test yourself. Not all transistors are manufactured using fixed-bed construction.

**Tickler File.** If you haven't sent for the "Applications Bulletin for the 2N554" power transistor, why not do it now? Issued by Motorola, this booklet features several practical circuits and is available free of charge. Write to Motorola, Inc., Semiconductor Division, 5005 E. McDowell Rd., Phoenix, Arizona.

And don't forget to pick up a copy of the Third Edition of G.E.'s valuable "Transistor Manual." Selling for only one dollar through all G.E. distributors, this 168-page spiral-bound book features information on semiconductor theory, transistor construction, basic design data, transistor specifications, and literally dozens of valuable circuits. It should be in every transistor experimenter's library.

**Product News.** Tempo Instruments, Inc. (240 Old Country Rd., Hicksville, N. Y.)

has introduced a series of transistorized time delay relays. These units are all-electronic, utilizing transistors and *RC* time-constant circuit elements. All moving parts except the relay contacts have been eliminated. Typical applications include aircraft and missile instrumentation, navigation and guidance systems, automation cir-



cuits, computers, motor controllers, communications equipment, and fusing and arming devices. One of the current production models is shown above.

On the "Space" front, CBS-Hytron recently announced that it has developed a solar-powered television camera suitable for mounting in an artificial satellite. This new TV "eye" could be used to observe the Earth, other planets, or the Moon.


A new line of high-frequency transistors has been announced by Motorola. Called MESA transistors, they are designed for use as u.h.f. oscillators and amplifiers or as extremely fast switches. One type, the 2N700, for example, features a power gain of 12 db at 200 mc., and can be used at temperatures up to 100°C. A companion type, the 2N695, has a switching time on the order of ten *millimicroseconds*.

Sylvania has just issued a new booklet featuring "Performance-Tested Transistor Circuits." Selling for 35 cents through all Sylvania transistor distributors, it includes circuits for hi-fi components, electronic toys, and test equipment. This company has also announced the production of several new transistor types, including five power units and seven new renewal types.

That's the story for now, fellows . . . but before signing off . . . SEASON'S GREETINGS!

See you *next year*. . . .

*Low*



## IF THIS MAN IS ON YOUR CHRISTMAS LIST—

A subscription to POPULAR ELECTRONICS will make a perfect gift for him, and every other electronics hobbyist, experimenter or inventor.

For each month, POPULAR ELECTRONICS offers clearly written, fully illustrated features on building and assembling scores of useful projects, reports on exciting, new electronic miracles which are changing our way of life. There is no more thoughtful Christmas gift, or flattering one, than a subscription to POPULAR ELECTRONICS, the world's only magazine for hobbyists and experimenters. Each of your gift subscriptions will be announced by an attractive card, inscribed with your name. And what's more, you can enter or extend your own subscription to POPULAR ELECTRONICS at these special Christmas gift subscription rates, too!

First 1-year gift subscription . . . . . \$4  
Each additional 1-year gift subscription . . . . . \$3


Use the postage-paid envelope facing page 66 for your own and gift subscriptions. List additional gift orders on an extra sheet of paper.



WRAP UP YOUR CHRISTMAS GIVING NOW!  
DO IT EASILY, AND APPROPRIATELY,  
WITH POPULAR ELECTRONICS

POPULAR ELECTRONICS, 434 S. Wabash Ave., Chicago 5, Ill.

## COMPLETE FM RADIO STATION \$59.50 ea.



Brand new 30 watt transmitter and receiver for communications between points up to 30 miles ground wave or thousands of miles reflected wave. Units are Freq. Modulated for low noise interference. Frequencies are selected on any of 10 separate channels in range of 20 to 27.9 mc. Just think you get the receiver, transmitter, antenna, connecting wires, antenna tuning equipment, mount, dynamotors for 24 V DC operation; in fact, even spare vacuum tubes and microphone. Of course you can convert for 110 V house current or 12 V battery operation. Good loudspeaker volume. Comes shipped in 5 original Signal Corps wood boxes. Approx. wt. 400 lbs. Government Cost \$1,200. Yours brand new for \$59.50 or \$100 for the two sets for point to point communications. Send additional \$20 per unit for dynamotors to convert to 12 V car operation.

### SYNCHRO-MOTORS

110 V. 60 CYCLE, ONLY . . . . . 4.95 ea.



The most interesting and useful item coming from war surplus. A precision ball bearing motor built at a cost of \$86.00 ea. Yours for only \$4.95 ea. postpaid. You may connect and run individually as a hi-speed motor or connect in pairs the like stator wires together and the rotor wires to 110 V 60 cycle AC and you can rotate either and the other will follow every slight movement like a flexible shaft except without the usual backlash and drag. Think of the interesting things you could make such as wind direction indicators, remote radio tuning, window display devices, etc., etc. Size 3 1/2" diameter, 6 1/2" long including shaft extension. Removed from radar units. Ship. wt. 8 lbs.

### ESSE RADIO COMPANY

42 W. South Street Indianapolis 25, Indiana  
ALL ITEMS GUARANTEED TO YOUR ENTIRE SATISFACTION OR MONEY BACK (LESS SHIPPING CHARGES)

## INVENTORS

Send for  
PATENT INFORMATION  
Book and  
INVENTOR'S RECORD  
without obligation

**GUSTAVE MILLER**  
128-PE WARNER BUILDING  
WASHINGTON 4, D. C.

REGISTERED PATENT  
ATTORNEY

ASSOCIATE EXAMINER  
U. S. PAT. OFF. 1922-1929

Patent Attorney & Advisor  
U. S. NAVY DEPT. 1930-1947  
PATENT LAWYER

## NEW MAGIC RADIO WALKIE TALKIE !

YOUR OWN POCKET SIZE RADIO STATION!

BROADCASTS TO ANY HOME OR CAR RADIO WITHOUT WIRES OR HOOKUPS! Wt. only 5 oz. Size only 1 1/2" x 2 1/2" x 4 1/2". Built-in telescoping antenna. Powerful Transistor—sensitive microphone. Frequency setter, break-in switch! Runs for weeks on self-contained flashlight batteries. Durable plastic case.

With this Radio Talkie you CAN TALK TO YOUR FRIENDS UP TO A BLOCK OR MORE AWAY! Talk between two automobiles—INSTANT OPERATION. Just push button to talk! No license needed. Uses inductive field magnetic radiation. Useful and real fun in 2 million ways! GUARANTEED TO WORK.

1 YEAR SERVICE GUARANTEE. (cash, ck, mo) and pay postman \$9.98 C.O.D. postpaid or send \$12.99 for prepaid delivery. COMPLETE READY TO OPERATE with instructions and hundreds of ways and tricks for broadcasts thru any radio you desire. Price will go up soon.

SEND ONLY \$3.00



So get your NEW POWERFUL RADIO-WALKIE TALKIE NOW. Available only from: WESTERN RADIO, Dept. REL-12, Kearney, Neb.

## LOOK

NO FURTHER . . . IF YOU'RE UNHAPPY WITH "HI" HI-FI PRICES. WRITE FOR OUR UNUSUAL AUDIO CATALOG.

KEY ELECTRONICS CO.  
120-B Liberty St., N. Y. 6  
Phone EV 4-6071

## Short-Wave Report

(Continued from page 76)

radiation, matched to 600-ohm open wire feeders. For medium-wave transmission, there is a 180" vertical wire with a capacity top. Seven RCA91 and AR88 receivers are used in the receiving station and two rhombic antennas are beamed on the United Kingdom for receiving programs from London.

Future plans call for a new transmitter for a second program with national coverage. This will be a 10-kw. unit, the antenna a 500" vertical radiator, and transmissions will be on two frequencies. Operations are scheduled to begin soon.

Our thanks go to Cleveland Billey, Monitor #330, of Mahaica, East Coast, British Guiana, for his assistance in the preparation of the above material.

### Current Station Reports

The following is a resume of the current reports. All times shown are Eastern Standard and the 24-hour system is used. Stations often change schedules and/or frequencies with little or no advance notice.

**Angola**—CR6RL, *R. Clube de Angola*, Luanda, 9632 kc., is audible from 0000 with an all-Portuguese xmsn, opening with "La Portuguesa." (400)

**Argentina**—The current schedule from *R. Nacional*, Buenos Aires, reads: to Europe at 1400-1500, Spanish, 1500-1600, German, 1600-1700, French, 1700-1800, Italian, 1800-1900, Portuguese, and 1900-2000, English (news at 1900 and 1950) on 15,345 kc.; to Eastern U.S.A. at 2100-2200, Spanish, and 2200-2300, English (news at 2200 and 2250) on 9690 kc.; to Western U.S.A. and North American Pacific Coast countries at 2300-0000, Spanish, and 0000-0100, English (news at 0004 and 0054) on 9690 kc. This schedule applies Monday to Friday only. Power for each xmsn is 100 kw. Verification is by certified mail. (PB)

**Austria**—A rarely reported station is OEI20, Innsbruck, 6000 kc., noted at 2055 with jazz, 2100 with news, 2105 s/off; all German. (104)

**Belgian Congo**—OTM2, Leopoldville, 9380 kc., is tuned at 0000-0100 with music and songs and at 0100 with news; all French. (226, 353)

OTC, Leopoldville, 9655 kc., carries *World Fair Radio* program on Sunday, Tuesday, Wednesday, Thursday, and Friday at 1930-2000, dual to ORU, Brussels, 15,335 kc. (LL)

**Belgium**—*World Fair Radio* is presently scheduled from Brussels on 11,850, 11,720, and 15,335 kc. at 1730-1800 and on 11,850 and 9745 kc. at 1930-2000. This latter segment may also be noted as per the Belgian Congo item above. (DB, WC)

**Brazil**—Another rarely noted station is PSL, *Agencia Nacional*, Rio de Janeiro, 7935 kc. It has been tuned at 1730-1800 s/off. (465)

ZYP33, *Petropolis Radioafusora*, 4815 kc.,



is noted at 1630 with music, talks, ID. (465)  
 Unidentified stations include an outlet on 15,265 kc. at 1800 that may be R. *Excelsior* and one on 4895 kc. that may be PRF6, *Radio Bare*, *Manoas*. The latter was noted at 2130 with marimba music and Portuguese announcements; it closed at 2137. PRF6 has not been heard with positive ID since 1953. (7, 466)

**British Guiana**—ZFY, R. *Demerara*, Georgetown, 5981 kc., has a program of Oriental music called "Indian Song Time" at 0420-0445; anmts and commercials are in English. (JT)

**Cambodia**—Phnompenh has moved from 7187 kc. to 7148 kc. and is noted opening at 0830 in French with "La Marseillaise." (400)

**Canada**—VE9AI, Edmonton, 9540 kc., left the air last July, and any reports of hearing them are in error. No information is available as to whether this station will re-open at a later date or not. The medium-wave counterpart, CJCA, 930 kc., continues to operate at 0800-0200, and we suggest that any reports concerning VE9AI be sent via CJCA, 452 Borks Building, Edmonton, Alberta. (61)

The current Eng. schedule for R. *Canada* reads: to U.S.A. at 2000-2040 on 15,190 and 9585 kc.; to Northern Canada at 2200-2230 on 11,720 and 9585 kc.; to Australasia at 0330-0410 on 9630 and 5970 kc.; to Canadian Forces at 0700-0730 Monday to Friday, 0800-0900 Saturdays, on 21,600 and 17,820 kc.; to Europe at 0800-0900 Sundays (partly in French) on 21,600 and 17,820 kc.; to ships at 1345-1400 Monday to Friday on 17,820 and 15,320 kc.; to Europe at 1530-1600 and to the Caribbean at 1705-1735, both on 17,820 and 15,105 kc. All xmsns are daily except where noted. (AA, AB, KJ, MX)

**Ceylon**—The commercial service from Colombo, 15,265 kc., can be heard at 2020 with tone signal; it opens at 2030 with "Strike Up The Band" and "Good Morning" and continues to 2330 with music and commercials in Eng. xmsn to S.E. Asia. (226, 353)

**Chile**—R. *Soc. Nacional de Agricultura*, Santiago, 5750 kc., has been noted at 2000-2030 with xylophone selections in Spanish. Tune through the c.w. QRM for this one. (226)

**Colombia**—HJKJ, *Emissora Nueva Granada*, Bogota, can be easily heard on 6160 kc. at 2345 with music and all Spanish anmts to 0000 s/off. This one also identifies at times as R. *Cadena Nacional*. (RW)

**Comores Islands**—A station is reportedly operating on Sundays only at 0700-0830. Does anyone know the frequency? (Editor, 465)

**Cook Islands**—Rarotonga, 4965 kc., is reportedly on this channel on Thursdays only at 2300-0030. Has anyone tuned it in? (465)

**Costa Rica**—TIFC, *The Lighthouse of the Caribbean*, San Jose, has Eng. religious programs at 2200-0000 on 9645 and 6037 kc. Reports should go to P.O. Box 2710, San Jose. (LL, WD, 386)

**Cuba**—Another Cuban-time-every-minute station is COBH, Havana, on 11,800 kc. This has been noted around 2300 in Spanish, with two announcers. (121)

**Denmark**—OZF, Copenhagen, 9520 kc., is noted to N.A. at 2030-2130 and 2200-2300 with Eng. during last half hour. No Eng. on Sunday. A DX program has been noted Tuesdays at 2115 and a Mailbag session during the

December, 1958

Save Half  
**ASSEMBLING**  
 ON THESE TWO  
*Schober*  
**ELECTRONIC**  
**ORGANS** in KIT form  
 "CONCERT" "CONSOLETTA"




NO SPECIAL SKILLS  
 PAY KIT-BY-KIT

CONSOLETTA MODEL  
 Occupies only 2' x 3'2"  
 Floor Space

- HANDSOME ASSEMBLED CONSOLES
  - DOUBLE KEYBOARDS — 122 KEYS
  - ABOVE-KEYBOARD TABS
  - CONCERT MODEL CONFORMS TO A G O SPECIFICATIONS. Occupies 3'5" x 4'7" Floor Space
  - BUILT-IN SPEAKERS OPTIONAL (For Consolette Model only)
  - COMPLETE DETAILED INSTRUCTIONS
  - FREE—NEW 1959 EDITION of 16-page BOOKLET DESCRIBING BOTH MODELS
  - 10" LP RECORD DEMONSTRATING BOTH MODELS available for \$2; refundable on receipt of order
- Write today—see what fine instruments you can have at such great savings.

The **SCHOBEL ORGAN CORP.**  
 2248-X Broadway, New York 24, New York

**WORLD WIDE SHORT WAVE RADIO**



HEAR THE WORLD! — ANY TIME — ANYWHERE  
 Hear Europe, Africa, Russia, Australia, South America—ANYWHERE IN THE WORLD ANY TIME!  
 Gets ALL foreign radio stations .55 mc. to 42 mc. Not much larger than a postcard—Wt. only 4 lbs!  
 Gets regular American stations—All Radio Amateur bands—Ships at sea, Airplanes, Police, Citizens Radio—Most Everything! NOTHING LIKE THIS MIDGET ALL-WAVE RADIO ANYWHERE ELSE EVEN AT \$100.00! No AC plug-in needed. Wonderful for home traveling, scouting, Radio Amateurs—EVERYONE! YOU'LL HEAR THE WHOLE WORLD TALKING!

SEND ONLY \$5.00 (each, ck., m.o.) and pay postage on arrival or send \$29.95 for postpaid delivery. (USA only.) COMPLETE WITH BUILT-IN SPEAKER AND DIE STAMPED METAL CABINET, pull-out antenna, all tubes, broadcast coil and set of self-contained, long life batteries. READY TO OPERATE! NOTHING ELSE TO BUY! GET YOUR WORLD WIDE MIDGET RADIO NOW! Guaranteed! AVAILABLE ONLY FROM: WESTERN RADIO, Dept. SPE-12, KEARNEY, NEBR.

**INVENTORS**

Learn how to protect your invention. Specially prepared "Patent Guide" containing detailed information concerning patent protection and procedure with "Record of Invention" form will be forwarded to you upon request—without obligation.

**CLARENCE A. O'BRIEN & HARVEY JACOBSON**

Registered Patent Attorneys

89-K District National Bldg. Washington 5, D. C.

# PROTECT YOUR



## POSSESSIONS

### Against the Damage of Dampness

With the amazing DAMPP-CHASER! Yes, YOU can now easily, quickly and inexpensively end the damage done by dampness and condensation, caused by daily temperature changes, by mounting DAMPP-CHASER in any Radio, T.V., Test Equipment, Ham Gear, Organ, Piano, Gun Cabinet, Book Case, Clothes Closet, Show Case, Boat Locker . . . in fact, ANYWHERE that dampness can strike! (It's great, too for "Mom" . . . keeps kitchen cabinets dry . . . crackers crisp . . . salt free-running. . . Why, it will even keep her pet canary healthier and happier!)

DAMPP-CHASER was engineered for a long, carefree life. . . . It's original equipment in the famous Hall-crafter SX-101 and 12 leading organs. . . . Manufactured from fine 3/4-in. diameter bright aluminum tubing which completely encloses and protects the sealed-in glass heating element, it comes to you with a FULL FIVE-YEAR FACTORY GUARANTEE. Fully U/L approved, its heavy-duty cord is permanently attached and terminated with a standard electric plug. Operating Costs? It will operate continuously for less than 1¢ per day!

The DAMPP-CHASER is now available for immediate delivery, complete with instructions, and hardware. . . . Postpaid anywhere in the U.S.A. for only \$5.95. . . . What an ideal gift for YOUR "Special Someone" . . . ORDER TODAY! Send Check or Money Order direct to:

#### INTERNATIONAL DISTRIBUTORS

549 W. Wash. Blvd. (Suite 201-A), Chicago 6, Ill.

## Shrinks Hemorrhoids New Way Without Surgery Stops Itch - Relieves Pain

For the first time science has found a new healing substance with the astonishing ability to shrink hemorrhoids and to relieve pain - without surgery.

In case after case, while gently relieving pain, actual reduction (shrinkage) took place.

Most amazing of all - results were so thorough that sufferers made astonishing statements like "Piles have ceased to be a problem!"

The secret is a new healing substance (Bio-Dyne\*) - discovery of a world-famous research institute.

This substance is now available in suppository or ointment form under the name Preparation H.\* Ask for it at all drug counters - money back guarantee. \*Reg. U.S. Pat. Off

## BE IN BUSINESS FOR YOURSELF!

### Repair Radio and TV Loudspeaker Systems

Two Hundred and Fifty Dollars (\$250.00) will enable you to completely set up a Radio and TV Speaker Repair Service. Our company, after many years of research, manufacturing, and distribution of parts for the repairing of speaker systems, has developed a complete program for the potential speaker repairman. Our program includes all necessary equipment, parts, and instructions that will open the door of your own business. Write today for further information on owning your own Speaker Repair Business.

#### WESTERN ELECTRONICS COMPANY

10551 W. 41st Ave. Wheatridge, Colorado

"Saturday Night Club." (AA, RC, NJ, DL, JL, JT, 405, 442)

**Dominican Republic**—HI2D, R. Hit Musical, Santiago de los Caballeros, 3391 kc., has been tuned at 1907-2100 in Spanish. This is a rough one to hear due to c.w. QRM. (443)

An unidentified station has been noted around 5062 kc. with ID as *La Voz Dominicana* at 2015. (121)

**Egypt**—Cairo's *Voice of the Arabs* opens on 7165 kc. at 1130, paralleling 7055 kc. which is already in progress. (MEC)

The South American service from Cairo on 9795 kc. is heard at 1900-1945 in Portuguese to

### Write Us Again!

We have received letters and cards from some readers who have neglected to include their return addresses or who have given only partial addresses. If the following correspondents will write us again, we will be happy to answer them:

Carter Ruark	Terry McDermott
Thom Politico	Tom Hall
Jack Brower	Fred Ostler
Ronald A. Biron	Jack Carr
Ray L.	Frank Henderson
Pat Morris	Alfred Nowak
Arthur Charap	Don H. Campbell
C. J. Hickman	

Brazil and at 1945-2030 in Spanish to Latin America. (443)

**France**—*Radiodiffusion Television Francaise*, Paris, has Eng. at 1500-1600 on 6045 kc. Reports go to RTF, 107 Rue de Grenelle, Paris. They reply within a month, but if you want a verification, you should say so quite clearly. (303)

**French West Africa**—Last month your Editor listed a *Radio Niamey* as possibly being in Venezuela. Late reports give the location as F.W.A. They are reportedly testing on 5020 kc. with 4000 watts, although no exact times are known. (465)

**Indonesia**—Djakarta has replaced 11,720 kc. with 11,795 kc., dual to 9710 kc., at 0600-1100. English news was noted at 0615, 0945. (400)

*R. Angkatan Udara*, Djakarta, 11,943 kc., apparently concludes its daily xmsn at 0830 although it may run later; the 0730-0830 period usually consists of popular western music. The Djakarta Home Service has moved from 4804 to 4810 kc. and closes daily at 1130. Palembang has moved from 4855 to 4865 kc. where it suffers QRM from Kashmir. Indonesian network news is heard at 0930-0945. A report of Djakarta on 4750 or 4760 kc. is incorrect; this is Makassar, 4755 kc., with ID as *Inilah Radio Republik Indonesia, Studio Makassar*; it usually closes at either 1020 or 1100. (MEC, 409)

**Iran**—Teheran's new schedule for 15,135 kc. reads: 1405-1415, music; 1415-1430, Turkish; 1430-1500, Persian; 1500-1515, French; 1515-1530, English; 1530-1545, Russian; 1545-1600, music. There is no longer any German segment nor are there any broadcasts on Fridays. (378)

**Iraq**—Baghdad also has a new schedule as follows: 0700-1200, Kurdish, on 7180, 6188, and 3297 kc.; 1200-1230, Russian, on 6188 kc.; 1200-

1300, **Kurdish**, on 3297 kc.; 1200-1300, **Eng.**, on 6188 kc.; 1300-1330, **French**, 1330-1345, **Urdu**, 1345-1400, **Persian**, 1400-1430, **Turkish**, and 1430-1500, **German**, all on 6188 kc.; 1500-1600, **Arabic**, on all frequencies; and 2300-0700, **Arabic**, on all frequencies. (378)

**Italy**—Rome is noted in **Eng.** at 1930-1950 on 11,900 and 15,400 kc. and at 2200-2220 on 11,900 and 9570 kc. **French** to **Canada** follows the early xmsn at 1950. (*KJ, DL, JM, 442*)

**Jordan**—Since mid-summer, **Amman** and **Ramallah** have announced as *The Radio of the Hashimite Kingdom of Jordan*. (*MEC*)

**Kashmir**—*R. Kashmir* is said to be operating on 6110 kc. at 2100-2300, 9660 kc. at 0200-0350, and 4860 kc. at 0715-1230. No other details are known at this time. (61)

**Lebanon**—Beirut, 8003 kc., has **Eng. news** at 0045, 0325, 0725, 1000 and 1225; **news in French** at 0030, 0630 and 1400; **news in Armenian** at 0320, 0720 and 1220. All newscasts are five minutes in length. (*MEC*)

The **French news** at 0030 is heard weakly in the south and suffers considerable c.w. **QRM**. (226)

**Liberia**—**ELWA**, **Monrovia**, has been noted on 11,986 kc. at 0030 in **Eng.** and 0100 in **French** on a **Monday**. The **N.A. Service** broadcasts on **Tuesdays** at 2015-2145, dual with 21,515 and 15,200 kc. Reports go to **P.O. Box 192**, **Monrovia**. (149, 303, 433)

**Nicaragua**—**YNMS**, *R. Philips*, **Leon**, 7660 kc., has been noted as early as 1800 and as late as 2245 with **Latin American records**, frequent **commercials**, and many **Spanish anmts**; the power here is only 250 watts. **YNCA**, *R. Atlantico*, **Bluefields**, 7753 kc., is being tuned from 1955 with typical area music and **Spanish anmts**; 150 watts power. Both of these stations may require extremely careful tuning. (61, 226)

**Nigeria**—**Lagos**, 4986 kc., signs on at 0000 with **African chanting**. The signal is good but static makes it rough to copy. (149)

**Pakistan**—**Karachi's** 15,335-kc. outlet is heard well in the 1930-2015 xmsn to **South**

#### SHORT-WAVE ABBREVIATIONS

anmt—Announcement  
c.w. QRM—Morse code interference  
Eng.—English  
ID—Identification  
IS—Interval signal  
kc.—Kilocycles  
kw.—Kilowatts  
N.A.—North America  
R.—Radio  
s/off—Sign-off  
s/on—Sign-on  
xmsn—Transmission from station  
xmtr—Transmitter used by station

and **Southeast Asia**. **English news** and **Oriental songs** make up the program. (226)

**Philippines**—The **Far East Broadcasting Co.**, **Manila**, is testing a new 50-kw. xmtr on 11,920 kc. The times are not known but **DX'ers** should tune between 1700-1900 and 0000-1200. Reports go to **Box 2041**, **Manila**. The **FEBC** carries a mailbag session on **Wednesdays** at 1015 on 15,300 and 17,800 kc. (*SW, 61*)

**Portuguese China**—*R. Vila Verde*, **Macau**, is reported to have returned to the air on 17,785 kc. with 300 watts and a xmsn in **Eng.**, **Portuguese**, and **Chinese** at 0730-1000. **DX'ers**, par-

you'll get VALUE plus  
DEPENDABILITY

with MOSLEY AMATEUR EQUIPMENT

#### NEW! Mosley "Trap-Mobile"

Here is the ultimate in mobile operation! 3-Bands—10, 15 or 20 and... you change bands at the transmitter and receiver. No gadgets or relays! Radiating qualities are equal to 8' whip on each band. New anti-sway design and slim profile styling cuts wind resistance. Stainless steel construction and weather-proof traps provide lifetime beauty and service. Low SWR over full bandwidth.

model MA-3 \$19.95

#### Mosley Trap-Vertical Antenna


Automatic bandswitching on 10 thru 40 meters. Sturdily built with 61ST6 Aluminum element sections. Two weather sealed aluminum enclosed traps. Takes 1 kw and maintains an electrical quarter wave length over full width of each band. Only 20 ft. high. Comes complete with hardware, guyline and instructions. Requires no tuning!

model V-4-6 \$27.95

Mosley Electronics Inc.

8622 ST. CHARLES ROCK ROAD, ST. LOUIS 14, MISSOURI

## HERSHEL'S TWIN-FOLDED HORN HI-FI SPEAKER CABINET



REG. \$99.95 VALUE  
SALE PRICE . . .

\$39.95

Removable Speaker Panel  
Custom-Made to Your Order

- For 3-Way System Shown at \$12.95
- For 4-Way System—12" Woofer 8" Mid Range 2 Tweeters and Complete Crossover for only \$41.95

- 9-Cubic Foot Capacity
- Designed and Tested by a Leading University in Michigan

This luxurious unfinished 3/4" birch cabinet is 32"x27 1/2" x 18" deep including 4" brass tipped self-levelling legs.

Specify Panel You Want!

### 3-WAY HI-FI SPEAKER KIT

\$39.95 VALUE  
SALE PRICE . . . \$12.95

Complete—Less Board

- Includes 12" Woofer—Two 3 1/2" Tweeters, Choke Input with Cross-Over Condenser and Brilliance Control. Dia. Furnished. Freq-Response 40 to 18,000.

SYSTEM DESIGNED FOR ABOVE CABINET



HERSHEL  
RADIO CO.

5249 GRAND RIVER Detroit 8, Michigan

Phone TYler 8-9400

REPAIR: Rear with Green W. P. Green MANAGER: S. D. B. ALL TRADES: H. B. B. B. B. B.

## IT'S QUALITY for STEREO! QUAL-KITS EASIEST!



A 24-watt monaural amplifier to adapt monaural amplifier to stereo.  
Model STA-24 **\$39.95**

**STEREO TUNER** 4-way unit. Separate AM and FM channels for receiving stereo or monaural broadcasts. Designed to accept built-in stereo FM Multiplex adapter for stereo FM Multiplex Broadcast reception. Years ahead for all methods of broadcasting available through this one remarkable unit.  
Model STA-400



**\$48.50**



**STEREO TUNER** designed to accept built-in stereo FM Multiplex adapter for stereo FM Multiplex Broadcast reception or monaural FM. The STA-360 is years ahead of standard monaural FM Tuners.  
Model STA-360

**\$39.95**

**IDEAL SECOND AMPLIFIER** FOR STEREO or start of HI-FI system. Williamson type 12-watt amplifier with built-in pre-amplifier. For Tape, Magnetic or Crystal Phono, Tuner, Mike, Electric Guitar, etc. Nearer out of date as versatility is unlimited.  
Model 2200



**\$22.75**



Model 1000 AM-FM TUNER

**\$31.85**

Stereo Twins—2 for less than price of one.

Model 1100 FM TUNER **\$25.50**

Model 1200 AM TUNER **\$19.95**



**12 WATT AMP., PRE-AMP.** Push-pull beam power output. LP, RIAA, EMI record equalization. Responses 1/2 db 20-20,000 cps.

Model 2000 **\$28.50**



### RADIOS—COMPLETE WITH TUBES AND CABINET

Model 250—Superhet. AC-DC **\$16.45**

Model 350—2 band, BC & SW **19.75**

Model 275—3 way portable **18.95**

Model 375—3 way, 2 band BC & SW portable **24.95**

Every kit complete with 28-page fully illustrated instruction and assembly manual. Cover and legs optional. 100% Fed. Tax included in all prices.

Write for **FREE** catalog and name of nearest dealer carrying these remarkable units.

## QUALITY-ELECTRONICS

312 Church St., Dept. P-12 New York 13, N. Y.

### LEARN

## RADAR MICROWAVES

## COMPUTERS

## TRANSMITTERS

## CODE • TV • RADIO

Phila. Wireless Technical Institute

1533 Pine St.

Philadelphia 2, Penna.

A Non-Profit Corp. Founded in 1908

Write for free Catalog to Dept. P-1258

ticularly on the West Coast, should watch for this rare catch! (7, 61, 192)

**South Vietnam**—3WT—, Radio VTVN, Saigon, 7265 kc., has Eng. news at 0900. (7)

**Spain**—Voice of Spain, Madrid, is being widely heard on 9363 kc. (and on 6130 kc. in Eastern areas) at 2215-2300, 2315-0000 and 0015-0100, with Eng. news following the s/on. (DB, WD, AT, 408)

**Sweden**—R. Sweden, Stockholm, is now broadcasting to Eastern N.A. at 0900 on 17,840

### SHORT-WAVE CONTRIBUTORS

Algie Adams (A1), Roanoke, Va.  
Andrew Bowe (AB), Huntington, N. Y.  
Brian Behler (BB), Carmi, Ill.  
David Bruegger (DB), Rochester, N. Y.  
Paul Buer (PB), Harrison, N. Y.  
Leon Campbell (LC), Midwest, Wyo.  
Ronald Cloutier (RC), Milford, Conn.  
William Ciaramitaro (WC), Saginaw, Mich.  
Robert Wood (WD), Lake City, Fla.  
Kevin Jessup (KJ), Westville, Ill.  
Noel Johnson (NJ), Kalamazoo, Mich.  
Dave Lund (DL), Holstein, Iowa  
Joseph Lampo (JL), Brooklyn, N. Y.  
Lloyd Leech (LL), Phoenix, Ariz.  
Ron Luttringer (RL), San Francisco, Calif.  
Alan Merriman (AM), Alexandria, Va.  
John Mesch (JM), Deerfield, Ill.  
Carsey Polk, Jr. (CP), Zachary, La.  
Omri Serlin (OS), Cambridge, Mass.  
Andrew Travis (AT), Austin, Texas  
James Tumilty (JT), Lebanon, Pa.  
Ralph Tanner (RT), Red Creek, N. Y.  
Randy Williams (RW), Waynesboro, Pa.  
Sherman Warner (SW), Honolulu, T. H.  
Allan Max (MX), St. Petersburg, Fla.  
William Flynn (7), Pittsburg, Calif.  
John Beaver (61), Canon City, Colo.  
Ed Kowalski (104), Philadelphia, Pa.  
Maynard Simpser, Jr. (121), Jacksonville, Fla.  
J. A. Russell (149), San Diego, Calif.  
Danny Ferguson (192), Columbia, S. C.  
William Bing (226), New Orleans, La.  
Maurice Ashby (286), Wichita, Kans.  
Rene Reixach, Jr. (303), Washington, D. C.  
Larry Kramer (353), Brighton, Colo.  
J. P. Arendt (378), Aurora, Ill.  
Dan Wilt (386), Barberton, Ohio  
August Balbi (400), Los Angeles, Calif.  
Creed Freeman (403), Fayetteville, N. C.  
John Fredricks (405), Yakima, Wash.  
Arno Feltner (408), New Braunfels, Texas  
Jack Allen (409), Hanford, Calif.  
Bill Fredericks (433), Everett, Mass.  
Werner Howard (442), Los Angeles, Calif.  
Jim Alexander (443), Spring Lake, N. J.  
Jack Rouse (465), Wallingford, Conn.  
Robert Sabin (466), Wilmington, Ohio  
A Middle Eastern Correspondent (MEC)

kc. and at 2045 on 11,810 kc., and to Western states at 2215 on 11,810 kc. (AA, LL, RL, 226)

**Switzerland**—Berne is scheduled to Eastern N.A. at 2030-2215 on 11,865, 6165, and 9535 kc. and to Western states at 2315-0000 on 9535, 15,305, and 11,865 kc. The mailbag is broadcast on the last Sunday of each month, the DX program on the first Friday. Berne has been using 15,320 kc. in place of 15,305 kc. in the service to Brazil, opening at 1800. (BB, LC, KJ, DL, JM, CP, 403, 466)

**Tahiti**—R. Tahiti, Papeete, is now on 11,825 kc. at 1700-1800 on weekdays, 1500-1800 Sundays, in language xmsns (Tahitian and possibly French). This has not been heard as yet. The 6135-kc. outlet still comes through well from 0000 s/on in French with an Eng. newscast at 0230. (JT, 61, 353)

**Tangier**—IBRA Radio, 11,515 kc., is noted at 1615-1645 with Eng. religious programs and at 1645-1700 in Arabic. R. Inter-Africa fol-

lows at 1705-1735 with music and anmts in Arabic, Eng., French, German, Swedish. (AM)  
**Turkey**—R. Ankara, TAT, 9515 kc., is tuned at 1800-1900 in Eng. with news, talks, and music. (DB, NJ, OS)

**USA**—The Voice of America's seaborne relay station on the U.S.C.G. Cutter "Courier" is noted on 9530 kc. at 2200-2330; all Eng. except at 2245-2300 in Arabic. This station is located at the Isle of Rhodes. (AM, RT, 226)

**Clandestine**—Sawt Al-misr Hurrah (Voice of Free Egypt), 9490 kc., has been heard well at 0020-0100 in Arabic with speeches and Arabian music. (OS)

**Unidentified**—Heard at 2335-0000 on 5986 kc., this one is in Arabic with talks, chanting and instrumental music. The ID sounded like Huna Sah. Off at 0001. (61)

**Service Radio**, 3456 kc., was heard at 0150-0155 with time signals and chanting, possibly in French. (465)

An Arabic station on 8820 kc., opening with a trumpet IS at 2355, went into Arabic at 2257, chanting at 2259. Some anmts have been noted which relate the station to Egypt or Tunisia although this is unconfirmed. (286) -30-

## Among the Novice Hams

(Continued from page 83)

signal is strong enough to overcome most static and background hash. For comparison, an S2 to S3 signal is weak but readable if you concentrate on it and the QRM is low.


On a reasonably sensitive amateur receiver, S6 represents about 12 microvolts or seven-billionths of a watt of signal at the receiver antenna terminals. (Many receivers, however, will register S8 or more for a signal of this strength.) S-meters are calibrated in "db over S9" to prevent running out of S-units.

Inflated S-meter readings make the transmitting operator proud that his mighty 6L6 has so much sock. At the same time, the receiving operator is happy that his receiver pulls in such a puny signal so well. This is a perfect double example of ignorance being bliss.

**High Power vs. Low Power.** From the previous figures, it is obvious that increasing signal strength by raising transmitter power above about 50 watts becomes a slow and increasingly expensive process. This fact is quite discouraging to the high-power man but helpful to the milliwatt man.

On the other hand, there is little reason for less than 15-watts input to a transmitter operated from a.c. power lines. Since low-power transmitters use standard receiver parts almost exclusively, and a one-watter

# YOU CAN'T HEAR A 'SPEC' SHEET!




*Sonotone's stereo cartridge has more than just good specs... it gives brilliant performance! Plays both stereo and regular discs...but costs no more!*

Anxious to convert to stereo...but not quite ready? With Sonotone's stereo cartridge you're a big step ahead now. Gives you magnificent reproduction on your present equipment plus a head start when you do make the move to stereo. For details on converting to stereo, send for free booklet: "Stereo Simplified." Write to: Sonotone Corp., Dept. CG-128, Elmsford, N. Y.

*Specify Sonotone...you'll hear the difference because:*

1. Extremely high compliance.
2. Amazingly clean wide-range frequency response.
3. Diamond needle gives you better quality, long-range economy...far outlasts any other type.
4. Rumble suppressor screens out vertical turntable noise.



## Sonotone

Electronic Applications Division  
ELMSFORD, NEW YORK

Leading makers of fine ceramic cartridges, speakers, microphones, tape heads, tubes.


In Canada, contact Atlas Radio Corp., Ltd., Toronto

# NEW!

## TRANSISTOR TRANSFORMERETTES\*

### MU-METAL SHIELDED Miniature Transformers

Thirteen types of input, interstage, driver, and output transformers for use in 90 different impedance matching circuits. Available in rectangular, cylindrical, octal and novel plug-in cases. Epoxy impregnated for moisture protection. Hermetically sealed units meet MIL-T-27A. Manufactured with most modern core materials in accordance with newest engineering techniques. Rectangular size: 13/16" long, 17/32" wide, 17/32" high. Weight: less than 1/2 ounce. Used in all miniaturized, transistorized equipment for industrial, commercial, and experimental applications.



3/4 ACTUAL SIZE

Write to Dept. PE for complete list and direct factory prices

### AMPLIFIER CORP. of AMERICA 398 Broadway, New York 13, N.Y.



#### L. R. ELECTRONICS CORP.

- J-44 High Speed Hand Key with On/Off switch . . . . . ppd. \$1.60
- R-14, Headphones, 3000 ohm Imp. . . . . ppd. 2.95
- Telephone Intercom Handsets per pair including 50 ft. of wire & dope. (Reconditioned—excellent condition) . . . . . 4.95
- DM-42 Dynamos—12 V. 500 V DC—215 mills . . . . . 5.95
- Trans. (Strapp & Dowse) 250 V. to 110 V. 1600 watts . . . . . 24.95
- 1/160 HF—A—11 V Motor . . . . . 2.95
- Sockets 832 A or 820 B w/cord . . . . . .95
- Switch, Rotary—2 P.S. position contacts, 25 ea. . . . . 10 for 2.00
- Ohmic Tap Sw.—1 Pole 12 taps—25 amps . . . . . 4.95
- Hi Voltage Test Leads & Probes . . . . . 4.95

L. R. ELECTRONICS CORP.  
3529 E. Colorado Street, Pasadena, California  
Ryan 1-9009 or Sycamore 6-5521  
California Add Sales Tax . . . Mfgs. Write us for  
Quantity Discounts or Samples . . .

#### SPERA FOR HI-FI KITS & STEREO COMPONENTS

Let us quote on your needs for Kits & Stereo Components, Speakers, Cabinets, Cartridges & Recording Tapes.

IN STOCK: Eico \* Bell Tape Decks & Amplifiers \* Pentron \* Fisher \* Stromberg-Carlson \* Bell & Howell \* Shure \* Fairchild \* Dynakit \* Masco \* Gonset \* Audio Tape and many others.

Please Write for Individual Quotations:

#### SPERA ELECTRONICS SUPPLY

37-10 33rd Street Long Island City, New York

## Say You Saw It in POPULAR ELECTRONICS

### STOP RADIO & TV NOISES INSTANTLY!

**NEW ELECTRONIC DESIGN**

Bell-Tronic line filter eliminates noisy interference caused by motor appliances, autos, oil burners, etc. Simply plug radio or TV cord into filter and filter into wall socket. Send \$1. Add 25¢ for P.P. & Handling. No C.O.D. Try 5 days. Money back guarantee.

**\$1**

TUBE WHOLESALESCO., Dept. B-PE Box 61, Baldwin, L.I., N.Y.

### GET INTO ELECTRONICS

V.T.I. training leads to success as technicians, field engineers, specialists in communications, guided missiles, computers, radar, automation. Basic & advanced courses in theory & laboratory. Assoc. degree in 2 1/2 yrs., B.S. obtainable. ECPD accredited, G.I. approved. Graduates with major companies. Start Feb. Sept. Dorms, campus. H.S. graduates or equivalent. Catalog.

**VALPARAISO TECHNICAL INSTITUTE**  
Dept. PE VALPARAISO, INDIANA

### GERMAN AUTOMATIC 6-SHOT REPEATER—22 CAL.

Self-ejecting clip. Firing spring, adjustable. Precision made by the Finest West German Gunsmiths—Wonderful for sporting events, theatrical performances, to scare would-be attackers, etc. 4" long, perfectly balanced. Sold on a money-back guarantee—(Not available to residents of Calif.) Send \$6.95 Cash, check or Money Order to:

**BEST VALUES CO., Dept. G-166, 403 Market St., Newark, N. J.**

**\$6.95**

Postpaid

requires just about as many parts as a 15-watt, the cost is about the same for either. By reducing power below about 15 watts, you handicap yourself unnecessarily.

Of course, the picture is different for battery-operated and/or transistorized transmitters. In the former, even a few watts of power represents quite a drain on the batteries. In the latter, presently available r.f. transistors will handle only very limited amounts of power. In either event, low power is a necessity, not a choice.

Although we have been comparing low-power transmitters with 1000-watt ones, most General Class amateurs use transmitters in the 75- to 250-watt class, such as the Heath DX-100, Johnson Ranger, Viking II, etc. Consequently, the average Novice power is not as much below the General Class level as might at first appear.

Further equalizing things, "Generals" seldom operate in the Novice bands, except to work Novices; therefore Novices usually compete with one another. The importance of this is not so much that the average General Class amateur runs higher power than Novices, but that he usually has a better antenna system, because he has learned by experience that improving his antenna adds S-units to his reports faster than raising transmitter power.

Most important of all, propagation conditions vary from hour to hour and from day to day. When conditions favor one area for working into another, a few watts might overwhelm a kw. from a different area. You are the only station operating from your shack; so you are the only one who can take advantage of the golden opportunity when conditions are ripe.

**Choosing Your Transmitter.** In view of the above, you can see that power is not the only criterion. Quality of components, ease of operation, built-in preventive measures against harmonics and other spurious radiations, and other features, must all be considered. If other qualities are equal, select the most powerful transmitter available—not over 75 watts for Novice work—but do not sacrifice other features for a few watts more power.

Remember, under ideal conditions, not even an expert can detect the effects of less than a 20% power change by ear. And a two-to-one change in power looks much more impressive at the transmitter end than it sounds in the other fellow's loud-speaker.

## News and Views

**Ron, KN8KPJ**, uses a National NC-98 receiver, a Heathkit DX-20, and a 40-meter dipole. He has worked 23 states, with 18 confirmed, and QSL's 100%. Although he uses both 40 and 15 meters, he much prefers the former. Ron took his Technician Class examination recently and got several questions on Class A amplifiers that he could answer as a result of the discussion of them in *Among The Novice Hams*. He offers to help anyone with Novice code and theory and would like a little help himself on General theory . . .

**Mike, K7CLS**, offers to sked anyone needing Utah for WAS. As a Novice, Mike worked 41 states and three countries. Thirty of the states were worked on 80 meters running 12 watts to a 6AG7-6L6 transmitter. Now Mike has a General and 43 states. Since the power company removed his 80-meter antenna from its pole, he feeds his new Heathkit DX-40 into a 40-meter dipole on 40 and 15 meters. Mike has tried phone but prefers c.w.

**Jack, KN1GCS**, will probably be surprised to see a report on his station so long after he made it. In three months, Jack's WRL Globe Chief transmitter, running 50 to 75 watts, and his Hallicrafters SX-71 receiver racked up 224 contacts and 38 states confirmed. He uses a "Demi-Quad" antenna built from an article in *POPULAR ELECTRONICS*—presumably for 15 meters—and recommends it highly. . . . **Pete,**


**KN4VNK**, reports that he received 400 letters as a result of his offer of a free Novice code course in the June "News and Views!" To spare Pete from a ~~war~~ siege of writer's cramp—the essential point of the system is to learn the code by *sound*, instead of by *sight*. Your tutor sends a letter in code, telling you what the letter is, as you write it down. Example: The tutor sends "dit dah," and says "A." You write down "A." After sending the letter and announcing what it is several times, he sends only the dit-dah's as you write down the corresponding letter. He introduces another letter in the same manner, then alternately sends each one, as you *always* write down the letter the sounds represent. This method is the one employed in most modern code courses and is far superior to trying to use a printed chart and memorizing the code by sight. The disadvantage to it is that you need an experienced teacher or a recorded code course of some kind to get started with the code on the right foot.

**Jerry, K4TIG**, was very busy when he was a Novice. In 5½ months, he made exactly 600 contacts in 48 states, 45 confirmed, and contacted 34 countries in all continents. Thirty of his countries came in during his last seven weeks as a Novice. He rates Australia (VK) as his best DX. The equipment at KN4TIG included a Hammarlund HQ-140XA, a Heathkit AT-1 transmitter with a home-built am-

better reception on 1, 2 or 3 tv sets...  
with one antenna

NEW **B-T**  
LABS **B-23**

**TWO-SET BOOSTER** only \$23.95



From B-T comes the most important advance in better TV reception for 1958 — a broadband TV amplifier that boosts signal strength on all VHF channels and operates 1, 2 or 3 TV sets with one antenna — no tuning required.

### Combines two functions in one —

- BOOSTS signal strength on 1 or 2 TV sets — up to 6 db gain operating two TV sets from one antenna.
- COUPLES 2 or 3 TV sets — using the present antenna. Outperforms non-powered couplers in any reception area by more than 2 to 1.

### Check these B-23 features:

- Ideal for color — add a color TV set and keep present black-and-white set, use the same antenna — the result, sharper, clearer pictures on both sets.
- Low noise figure — works with new VHF sets.
- Reduces interference.
- Easily installed at antenna terminals of set. Mounts out of sight at rear of set.
- Automatically amplifies channels 2-13.
- Ideal small TV system.

### For operating 3 to 8 TV sets, use the DA8-B —more than 10 db gain on all VHF channels

The DA8-B Distribution Amplifier is a broadband, all-channel unit that requires no tuning, impedance matching devices, pre-amps or other special fittings. Ideal for all small TV systems (garden apartments, motels, TV showrooms). For color. Only \$94.50.

The B-23, the DA8-B, and other B-T quality engineered products, are available at parts distributors.

For further information, use coupon.

**BLONDER-TONGUE LABS., INC.** PE-12

9 Alling Street, Newark 2, New Jersey

Please send me literature covering:

B-T B-23  B-T TV Accessories

Name \_\_\_\_\_

Address \_\_\_\_\_

City \_\_\_\_\_ Zone \_\_\_\_\_ State \_\_\_\_\_

Make over 150 Small Computing and Reasoning Machines with

# BRAINIAC®

## A BETTER ELECTRIC BRAIN CONSTRUCTION KIT

ONLY \$17.95—WHY PAY MORE?

Over 600 parts including 116 patented wipers so that all switches work well. BRAINIAC gives full specifications for 151 computing, reasoning, arithmetical, logical, puzzle-solving and game-playing machines—all 33 GENIACS (1955) and 118 BRAINIACS (1956-58). Each machine works on a single flashlight battery—all connections with nuts and bolts—no soldering required... is FUN to make—FUN to use and play with—and TEACHES you something new about computing and reasoning circuits.



ORIGINATED AND PRODUCED EXCLUSIVELY by Berkeley Enterprises. BRAINIAC is the result of 8 years' design and development work with miniature mechanical brains including: Geniac (see "Geniacs: Small Electric Brain Machines and How to Make Them" by E. C. Berkeley, 64 pp., Published 1955 by Geniac Project, a partnership with Oliver Garfield discontinued September 1955); Relay Moe (automatic machine playing tit-tat-toe pictured in Life Magazine, March 1956); etc. Berkeley is Author of "Giant Brains or Machines that Think" (Wiley, 1949) and other books & papers; Editor of the magazine "Computers and Automation"; Designer of all the Brainiacs and more than half of the 33 Geniacs (1955); etc.

WHAT CAN YOU MAKE WITH BRAINIAC KIT K 17? LOGIC MACHINES: Syllogism Prover, Intelligence Test, Boolean Algebra Circuits, etc. GAME-PLAYING MACHINES: Tit-Tat-Toe, Nim, Black Match, Wheeled Bandit, etc. COMPUTERS: To add, subtract, divide, multiply using decimal or binary numbers; Forty Year Calendar, etc. CRYPTOGRAPHIC MACHINES: Coders and Decoders, Lock with 15,000,000 Combinations, etc. PUZZLE-SOLVING MACHINES: The Missionaries and the Cannibals, Submarine Rescue Chamber, The Uranium Rocket Ship and the Space Pirates, etc. QUIZ MACHINES: History, geography, mathematics, etc. . . . AND MANY MORE!

WHAT COMES WITH YOUR BRAINIAC KIT? Complete description of 151 experiments • Manual of explanation instruction by E. C. Berkeley • Over 600 pieces including control panel, multiple switch discs, jumpers, improved wipers, bulbs, sockets, wire, etc. • Over 160 circuit diagrams including 46 exact wiring templates. • "How to Go from Brainiacs and Geniacs to Automatic Computers" by E. C. Berkeley • Claude Shannon's historic 1938 paper "A Symbolic Analysis of Relay & Switching Circuits" • List of references to computer literature • Etc. BRAINIAC KIT (1958 Model) K 17 . . . the kit with limitless possibilities backed by an organization of 10 years' standing in the computer field. . . . \$17.95 (For shipment west of Mississippi, add 80c; outside U.S.A. add \$1.80) 7-DAY FULL REFUND GUARANTEE IF NOT SATISFACTORY

MAIL THIS COUPON  
BERKELEY ENTERPRISES, Inc.  
815 Washington St., R-169, Newtonville 60, Mass.  
Please send me Brainiac Kit K 17. (Returnable in 7 days for full refund if not satisfactory—if in good condition.) I enclose \$..... in full payment.  
My Name and Address are attached.

# NOW... FULL FIDELITY FM RECEPTION FROM YOUR CAR!



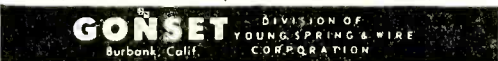
A NEW DIMENSION IN LISTENING PLEASURE!

## FM CONVERTER

Now!... use your present AM car radio to receive FM broadcasts. Gonset FM Converter, covering standard 88-108 mc. FM band, operates with your present car radio\* and antenna. Compact... automatic tuning feature... easy to operate... simple, do-it-yourself installation in minutes, with no alterations to car radio required.

Model # 3239 84.50

\*FM Converter usable only on cars with 12 volt systems.



plifier, and a DX-40. His antennas were an 80' "long wire," 300' "long wire," and 40-meter folded dipole. As a "General," Jerry has now added four more countries to his total. . . . Sanford, KN5QHS, made 175 contacts in 20 states, all confirmed, in 2½ months as a Novice. At present, he is waiting for his General ticket to come through and planning on a new Heath DX-100 transmitter. San offers to sked anyone needing an Arkansas. He QSL's 100%. . . . Slim, KNØPF, keeps the ionosphere stirred up on 40 and 15 meters with a DX-40 feeding either a "Hy-Gain" vertical antenna or a 40-meter dipole. He strains the incoming signals through a Hallcrafters S-53A receiver, and in four months, he has worked 35 states—with cards from 34—and Italy and Puerto Rico.

Tom, KNØPDI, started his Novice career on 40 and 15 meters. Then he put up an antenna for 80 meters and has just about deserted 40 and 15. He says that while it is great to work DX on the other bands, it is just as much fun to work fellows in your own area and get to know them. Tom is one of those fairly rare hams who have the courage to build a receiver; his is an 11-tube affair. He transmits on a DX-20, and his states-worked total is 30 in six months. Tom thinks the best compliment a ham can receive is "You have a beautiful 'fist,'" and that this is far more important than a 599 report. He needs a little help with General Class theory. . . . Bob, K2ZSQ, and his father, "Red," K2ZSP, got their Novice licenses together. Bob now has his "General." Red has his Technician license, and is about ready for his General examination. He worked five states in two weeks on 6 meters. Bob is also on "6" with a home-brew 35-wattter feeding a 5-element beam, 25' high, and he receives on an NC-183. Bob is activities manager of the Rahway High School Radio Club and is willing to help anyone become a ham. He also reported on: K2HHT, and his 10-year-old brother, KN2-SNG; KN2REH; KN2KSL; WV2AUV; WV2-BII; K2DQU, and K2QNI. They are all members of the RHSRC, who work every band from 2 to 80 meters.

Steve, K6TAY, uses the theory discussions in *Among The Novice Hams* in helping Novices in his area. He operates 10, 15, and 20 meters, phone and c.w., with a DX-100 and a Hallcrafters S-85 receiver, and offers to sked anyone needing California. Steve should have his new five-element tri-band beam going by the time you read this. . . . Dave, KN8JXT, worked 13 states and Canada on 80 meters in his first two weeks on the air with a WRL Globe Chief 90A running 75 watts and a Hammarlund HQ-100 receiver. His antennas are 80- and 40-meter doublets, and an "all-band" vertical. Dave will schedule anyone and will help prospective Novices. . . . Dick, KN1GCX, in Vermont, has worked 25 states, 23 confirmed. He usually works 40 meters but drops to 15 meters at times.

Bob, K1CVH, took three passes at the General Class written examination before he conquered it, but, as his 25-wpm code certificate indicates, he had no trouble with the code. His Novice record was 48 states (one didn't



QSL) and 29 countries. Bob's equipment includes a Globe Chief 90A (75 watts as a Novice, 90 watts now) which feeds a 40-meter "zepp" antenna, and a Gotham vertical for 10, 15, and 20 meters. . . . Mike, KN4TBN, operates on 3715 kc. with a Heathkit DX-35 feeding a doublet and receives on a Hallcrafters S-38D excited from a 4' receiving antenna. In six months, Mike has made 335 contacts in 25 states. He will help others get their Novice licenses.

*Contributors to News and Views:* **Ronnie R. Levine, KN8KPJ**, 8519 Hendrie, Huntington Woods, Mich.; **Mike Rowndy, K7CLS** (16), 444 Wasatch Dr., Layton, Utah; **Jack Saker, KN1GCS**, Sperry Drive, Guilford, Conn.; **Pete Humphrey, Jr., KN4VNC** (16), 912½ W. Long St., Orlando, Fla.; **Jerry Cross, K4TIG** (15), Rt. 2, Box 477-J, Miami, Fla.; **Sanford Hutson, KN5QHS**, Box 27, Stuttgart, Ark.; **W. T. "Slim" Free, KNØPFF** (14), 1511 Lark Ave., Kirkwood 22, Mo.; **Tom Koch, KNØPDI**, (17), 1819 First Ave. So., Denison, Iowa; **Bob Brown, K2ZSQ**, 67 Russell Ave., Rahway, N. J.; **Steve Paull, K6TAY**, 14400 Norohoff St., Panorama City, Calif.; **Dave, KN8JXT** (15), Rt. 1, Box 106, Bitely, Mich.; **Dick Randall, KN1GCX**, 43A University Hgts., Burlington, Vt.; **Bob Igren, K1CVH**, 194 Maxfield St., New Bedford, Mass.; **Mike Greenway, KN4TBN** (15), RFD 2, Hartwell Road., Elberton, Ga.

Until next month, when I hope you and your picture are in these pages . . . a Merry Christmas to you all. 73,

*Herb, W9EGQ*

### DE LUXE "HAM BAND" RECEIVER

A host of new features can be found in the National Company's new de luxe "ham band" receiver, the NC-303.

This double-conversion receiver has an exclusive "i.f. shift" which gives instant choice of sideband without detuning. And a Q-Multiplier with a 60-db rejection notch may be tuned continuously across



the entire receiver passband; the Q-Multiplier is operated from front-panel controls for notch frequency and notch depth.

Another significant feature is a "fast attack—slow release" automatic gain control, and automatic control of r.f. gain during transmitting periods. In addition, a new tone switch permits attenuation of highs, lows, or both, for maximum readability.

The suggested list price for the NC-303 is \$449.00. Accessory converters are available for 6, 2 and 1¼ meters.


December, 1958

## CUT CHASSIS HOLES FAST!



Smooth, accurate openings made in 1½ minutes or less with Greenlee Radio Chassis Punch

Quickly make smooth, accurate holes in metal, bakelite, or hard rubber with a GREENLEE Chassis Punch. Easy to operate . . . simply turn with an ordinary wrench. Round, square, key, and "D" types . . . wide range of sizes to make openings for sockets, plugs, controls, meters, terminal strips, transformers, panel lights, etc. Assure perfect fit of parts and professional finish to every job. Write for descriptive literature. Greenlee Tool Co., 2392 Columbia Ave., Rockford, Ill.



# FREE GIANT NEW 1959 B-A CATALOG



**180 KING-SIZED PAGES**  
**EVERYTHING IN RADIO TV AND ELECTRONICS**  
**100'S OF NEW ITEMS LISTED HERE FOR 1st TIME**  
**21 PAGES OF BARGAINS NOT IN ANY OTHER CATALOG**

**BURSTEIN-APPLEBEE CO.**

Dept. PE, 1012 McGee St., Kansas City 5, Mo.

Send Free 1959 B-A Catalog No. 591.

Name.....  
 Address.....  
 City..... State.....

SEND FOR IT TODAY

# INDEX

## TO VOLUME 9

### July-Dec., 1958

#### AMATEUR RADIO AND SWL

Airlanes, DX'ing the (Legge)	34 Aug.
Antenna, Super-Satelliter (Stoner)	77 Nov.
Antenna Tuner, Put Pep in Your (Doherty)	51 Oct.
Antennas for Satellite Reception (Orr)	51 July
Bandsread (Kneitel)	57 Dec.
Converter for Daytime DX (Doherty)	61 July
DX Ahoy (Kneitel)	71 Nov.
Highways, Hamming on the (Hoover)	53 Aug.
MARSman Tells All (Zuckerman)	67 Dec.
Monociever Pulls in DX (Frantz)	67 Sept.
R.F. Meter, Simple (Schauers)	88 Oct.
Receiver, VLF (Bauer)	77 Dec.
Semiconductor Space Spanner (Stoner)	61 Aug.
Transceiver Noise Suppressor (Watson)	88 Nov.
Tuna Fleet, Amateurs Help (Marriner)	45 July
Tuning Indicator, Improvised (Desind)	74 Sept.
QSL From Sputnik (Stanbury)	66 Nov.
What's New for the Ham and SWL	70 Oct.

#### BOOK REVIEWS

Basics of Digital Computers (Murphy)	36 Nov.
Boys' Second Book of Radio & Electronics (Morgan)	26 July
Commercial Radio Operator's License Guide—Element 4 (Schwartz)	32 Dec.
Electricity & Electronics—Basic (Steinberg and Ford)	34 Oct.
Electronic Engineer's Reference Book (Hughes)	34 Dec.
Electronic Puzzles and Games (Mandl)	32 Sept.
Electrostatics (Schure)	30 Dec.
Experimental Basic Electronics (Evans and Porter)	36 Nov.
Hi-Fi Annual and Audio Handbook, 1959 Edition (Findlay & Hebb)	32 Dec.
Impedance Matching (Schure)	34 Sept.
Industrial Control Circuits (Platt)	26 Aug.
Industrial Sound Systems (Sands)	34 Oct.
Magnetic Recording Techniques (Stewart)	34 Dec.
Most-Often-Needed 1958 Radio Diagrams & Servicing Information (Beltman)	26 Aug.
North American AM-FM-Radio-TV-Listings (Vane A. Jones Co.)	32 Sept.
Nuclear Energy (Efron)	34 Nov.
RCA Photosensitive Devices and Cathode-Ray Tubes (RCA)	36 Dec.
Servicing Hi-Fi and Associated Audio Equipment (Vol. 2) (Howard W. Sams & Co.)	34 Nov.
Tape Recorder Manual (Vol. 1) (Howard W. Sams & Co.)	26 July
Tape Recorder Manual (Vol. 2) (Howard W. Sams & Co.)	32 Oct.
University Technilog (University Loudspeakers, Inc.)	32 Oct.
Vacuum Tube Rectifiers (Schure)	28 July
Young People's Book of Popular Science (Blough)	26 Aug.
Your Career in Electronics, 1959 Edition (Findlay & Hebb)	30 Dec.

#### CONSTRUCTION PROJECTS

Antenna, Super-Satelliter (Stoner)	77 Nov.
Antenna Tuner, Put Pep in Your (Doherty)	51 Oct.
Antennas for Satellite Reception (Orr)	51 July
Appliance Tester (Reissman)	59 Dec.
"Auto-Fi," Go Mobile with (Van Sulphin)	47 July
Batt-inator, Power from a (Smith)	57 Aug.
Clown, Make the Kids Happy with a (Smith)	53 Nov.

Compute—with Pots (Frantz)	39 July
Converter for Daytime DX (Doherty)	61 July
Erase Fader to your Tape Recorder. Add an (Towill)	84 Dec.
Flash Light with Transistors (Winklepleck)	75 Sept.
Monociever Pulls in DX (Frantz)	67 Sept.
Neon Voltmeter, HV (Chapel)	55 Dec.
Phono Arm, Improve your Low-Cost (Holzer)	92 Dec.
Power Failure Alarm (Pollack)	71 Dec.
Power Supply, Husky (Orr)	57 Sept.
Power Supply, Transistor Test (Dodson)	93 Nov.
Preamp and Control Unit, Transistorized (Diers)	61 Sept.
Quizzomat (Pollack)	45 Aug.
R.F. Meter, Simple (Schauers)	88 Oct.
Receiver, VLF (Bauer)	77 Dec.
Robot Pup, SPARKY (Welker)	51 Dec.
Semiconductor Space Spanner (Stoner)	61 Aug.
Signal Tracing, Transprobe for (Woods)	88 Sept.
Simpla-timer (Turner)	51 Sept.
Slave, Hi-Fi (Duff)	77 Sept.
Speaker, Slot-Box Your (Markell)	67 Oct.
Stereo Player, Personal (Trauffer)	56 Sept.
Stereo, Switch to (Feldman)	45 Oct.
Tic-Tac-Toe Mate (Lockhart)	47 Nov.
Transceiver Noise Suppressor (Watson)	88 Nov.
Transihorn, Squawk with the (Garner)	75 Aug.
Transistor Radio, Convert for Boat (Davidson)	90 Oct.
Transistor Radio, "Stolen Power" (Mack)	49 Oct.
Transistors Replace Wall Outlet (Tomer)	35 July
Tuner + Audio = Radio (Wortman)	67 July
Two-Set Coupler (Graf)	94 Nov.
"Warmth Meter," Liven up Party with (McRoberts)	54 Oct.

#### DEPARTMENTS

Alter Class	85 July, 102 Aug., 71 Oct., 91 Nov., 89 Dec.
Among the Novice Hams (Brier)	79 July, 87 Aug., 83 Sept., 77 Oct., 89 Nov., 81 Dec.
Carl & Jerry (Frye)	8 July, 8 Aug., 8 Sept., 8 Oct., 8 Nov., 8 Dec.
Letters from Our Readers	20 July, 20 Aug., 24 Sept., 20 Oct., 22 Nov., 22 Dec.
Kit Builder's Korner	
Amateur Receiver (Knight)	71 July
Amplifier (Dynakit)	71 Sept.
Grid Dip Meter (Heathkit)	81 Aug.
Preamplifier (Dynakit)	70 July
Stereo-Amplifier (Arkay)	79 Aug.
Stereo Tuner (Lafayette)	79 Oct.
Telephone Amplifier (Lafayette)	81 Nov.
Transistor Radio (Telepower)	86 Dec.
Transmitter (Johnson)	79 Nov.
VFO (Knight)	81 Oct.
VTVM (Precise)	85 Dec.
Out of Tune	24 July, 30 Sept.
Short-Wave Report (Bennett)	90 July, 60 Aug., 90 Sept., 66 Oct., 85 Nov., 76 Dec.
Tips and Techniques	98 July, 30 Aug., 36 Sept., 96 Oct., 30 Nov., 96 Dec.
Tools and Gadgets	104 July, 38 Aug., 38 Sept., 114 Oct., 98 Nov., 113 Dec.
Transistor Topics (Garner)	88 July, 65 Aug., 81 Sept., 83 Oct., 83 Nov., 87 Dec.

#### FEATURE ARTICLES

Abbreviations Puzzle (Comstock)	54 Nov.
Amateurs Help Tuna Fleet (Marriner)	45 July
Amplifier Quiz (Bukstein)	82 Nov.
Bandsread (Kneitel)	57 Dec.
Color-TV, 3D (Garner)	31 July
Crossnumber Puzzle (Comstock)	68 Aug.
Dial While You Ride (Miller)	66 Dec.
DX Ahoy (Kneitel)	71 Nov.
DX'ing the Airlanes (Legge)	84 Aug.
Earth Satellite, Instrumenting an (Bienstock)	41 Oct.
Electric Power Directly from Gas	98 Aug.
Electronics Today	
64 July, 72 Aug., 64 Sept., 64 Oct., 64 Nov., 64 Dec.	

<b>Exploring Electronics</b> .....	36 Aug.
Fluxless Soldering & Welding of Aluminum (White).....	66 Sept.
Flying High at Zero Altitude (Preece).....	41 Dec.
Garage, Electronic.....	48 Oct.
Hamming on the Highways (Hoover).....	53 Aug.
Hi-Fi Speaker, Ceiling Mounting a.....	74 Dec.
Interplanetary Communication (Garner).....	41 Sept.
Language Barrier, Breaking the (Ornstein).....	58 Nov.
Last Word in Hi-Fi (McCafferty).....	46 Nov.
MARSman Tells All (Zuckerman).....	67 Dec.
Mike, Which Should I Use? (Garnes).....	73 July
Misfortune Teller (Kohler).....	62 Oct.
Missile Control, Electronics Vital to (Read).....	41 Aug.
MRS (Brous).....	62 Dec.
Operation Klub (Kohler).....	50 July
Pages to Projects (Reader).....	85 Oct.
PAT Does the Talking.....	50 Dec.
QSL From Sputnik (Stanbury).....	66 Nov.
Radar Pilots Ships.....	45 Nov.
Radiation and Radio Lick Floods (Walker).....	55 July
Record Moocher, Victimized by (Tubergen).....	74 Nov.
Robots Among Us, There Are (Tenn).....	45 Dec.
Sell That Article! (Sandretto).....	55 Oct.
Snapshots in Sound (Bienstock).....	42 July
Sputniks Said, What (Steiger).....	57 July
Stereo Cartridge, Designing a.....	48 Dec.
Stereo Listening Area, Your (Feldman).....	50 Nov.
Stereo, Start Your (Feldman).....	53 Sept.
Stereo Tape Recordings, Make Your Own (Lorant).....	61 Nov.
Strange Allergies of Hi-Fi (Crowhurst).....	49 Aug.
Suburbs, Hi-ing the Fi to the (Zuckerman).....	67 Nov.
Talent Hunt Unearths Junior Scientists.....	34 July
Tape for Pictures.....	38 July
Tape Recording in Industry (Lytel).....	41 Nov.
Tape, Tricks with (Comstock).....	60 Sept.
Telephone in the Mine.....	52 Aug.
Test Bench, For Your.....	66 July
They Get Smaller . . . and Smaller.....	48 Aug.
Turn it—for Better Pictures.....	59 Oct.
TV Antenna, Choosing Your (Graf).....	60 Dec.
TV Antenna Installation, Accessorize Your (Mobus).....	55 Nov.
TV Antenna System, Modernize Your.....	46 Sept.
TV in Car, at Railroad Crossing.....	56 July
Vacuum-Tube Voltmeter Works, How a (Buk- stein).....	60 July
What Goes in Between (Garnes).....	69 Aug.
What's New for the Ham and SWL.....	70 Oct.

## HI-FI AND AUDIO

"Auto-Fi," Go Mobile with (Van Sutphin).....	47 July
Ceiling Mounting a Speaker.....	74 Dec.
Erase Fader to your Tape Recorder, Add an (Towill).....	84 Dec.
Hi-Fi Highlights.....	82 July, 82 Aug., 86 Sept., 74 Oct., 86 Nov.
Intercoms, Feedback Oscillator for (Carter).....	92 Oct.
Last Word in Hi-Fi (McCafferty).....	46 Nov.
Mike, Which Should I Use? (Garnes).....	73 July
Outdoor Hi-Fi (Brociner).....	74 Aug.
Pages to Projects (Reader).....	85 Oct.
Phono Arm, Improve Your Low-Cost (Holzer).....	92 Dec.
Preamp and Control Unit, Transistorized (Diers).....	61 Sept.
Record Grooves Wiggle Magnet.....	69 July
Record Moocher, Victimized by (Tubergen).....	74 Nov.
Slave, Hi-Fi (Duff).....	77 Sept.
Snapshots in Sound (Bienstock).....	42 July
Speaker, Slot-Box Your (Markell).....	67 Oct.
Stereo Cartridge, Designing a.....	48 Dec.
Stereo Listening Area, Your (Feldman).....	50 Nov.
Stereo Player, Personal (Trauffer).....	56 Sept.
Stereo, Start Your (Feldman).....	53 Sept.
Stereo, Switch to (Feldman).....	45 Oct.
Stereo Tape Recordings, Make Your Own (Lorant).....	61 Nov.
Strange Allergies of Hi-Fi (Crowhurst).....	49 Aug.
Suburbs, Hi-ing the Fi to the (Zuckerman).....	67 Nov.
Switching Output Impedances (Weber).....	74 Sept.

Tape Print-Through Problem Solved.....	56 Dec.
Tape Recorder, Erase Warning Light for (Towill).....	80 Sept.
Transceiver Noise Suppressor (Watson).....	88 Nov.
Tuner + Audio (Wortman).....	67 July
What Goes in Between? (Garnes).....	69 Aug.

## TELEVISION

Antenna, Choosing Your (Graf).....	60 Dec.
Antenna Installation, Accessorize Your (Mobus).....	55 Nov.
Antenna System, Modernize Your.....	46 Sept.
Color-TV, 3D (Garner).....	31 July
Tape for Pictures.....	38 July
Turn it—for Better Pictures.....	59 Oct.
TV in Car, at Railroad Crossing.....	56 July
Two-Set Coupler, Make Your Own (Graf).....	94 Nov.
V.H.F. Antenna, Under-the-Rug (McCormick).....	90 Aug.

## TEST EQUIPMENT

A.C. Calibration, Check Your (McRoberts).....	67 Aug.
Appliance Tester (Reissman).....	59 Dec.
Checking Components, Time-Saver for (Louis).....	76 Nov.
Neon Voltmeter, HV (Chapel).....	55 Dec.
Power Supply, Transistor Test (Dodson).....	33 Nov.
Signal Tracing, Transprobe for (Woods).....	88 Sept.
Test Bench, For Your.....	66 July
Tester, Easily Assembled (Leeper).....	80 Sept.
Vacuum-Tube Voltmeter Works, How a (Buk- stein).....	60 July

## TRANSISTORS

Flash Light with Transistors (Winklepleck).....	75 Sept.
Mounting Radio Components (Rasmussen).....	78 Aug.
Power Supply, Test (Dodson).....	93 Nov.
Power Transistor Connectors (Garner).....	92 Oct.
Preamp and Control Unit (Diers).....	61 Sept.
R.F. Meter, Simple (Schauers).....	88 Oct.
Radio, "Stolen Power" (Mack).....	49 Oct.
Semiconductor Space Spanner (Stoner).....	61 Aug.
Signal Tracing, Transprobe for (Woods).....	88 Sept.
Transihorn, Squawk with the (Garner).....	75 Aug.
Wall Outlet, Transistors Replace (Tomer).....	35 July
"Warmth Meter," Liven Up Party with (McRoberts).....	54 Oct.

## WORKSHOP

A.C./D.C. Converter, Smoother Shaving with (Miller).....	70 Nov.
Car Theft, Protection Against (Leathem).....	76 Oct.
Chassis, Low-Cost (Garner).....	91 Dec.
Chassis, Tin-Can (White).....	76 Oct.
Checking Components, Time-Saver for (Louis).....	76 Nov.
Color-Code Your Circuits (Morgan).....	78 July
Crystal Oscillator, Shock-Excited (Dugonis).....	94 Dec.
Custom Pilot Lights (Verner).....	91 Dec.
Intercoms, Feedback Oscillator for (Carter).....	92 Oct.
Lock-in Relay Systems (Cariffe).....	84 July
Mounting Transistor Radio Components (Ras- mussen).....	78 Aug.
Pen Scriber, Ball-Point (Barna).....	70 Nov.
Phone Plug Adapter, Miniature (Trauffer).....	94 Dec.
Power Transistor Connectors (Garner).....	92 Oct.
Receiver Gain, How to Reduce (Rasmussen).....	78 July
Rematch for a Mismatch (Westrom).....	76 Nov.
Satin-Finishing Aluminum Parts (Mariner).....	78 Aug.
"Sun Batteries," Protect Your (Trauffer).....	90 Aug.
Switching Output Impedances (Weber).....	74 Sept.
Tape Recorder, Erase Warning Light for (Towill).....	80 Sept.
Tester, Easily Assembled (Leeper).....	80 Sept.
Tuning Indicator, Improvised (Desind).....	74 Sept.
V.H.F. Antenna, Under-the-Rug (McCormick).....	90 Aug.
Vacuum-Tube Voltmeter Works, How a (Buk- stein).....	60 July
Wire-Wound Pots, Repairing (Tooker).....	84 July

**POPULAR  
ELECTRONICS**

# BARGAIN BASEMENT

SAVE ON THESE SPECIAL BUYS OF THE MONTH

## DIAGNYZER

**ELECTRONIC  
TESTER**

for DO-IT-YOURSELF SERVICING  
COMPLETE TRAINING COURSE AND SERVICE MANUAL  
INCLUDED FREE WITH EACH INSTRUMENT

INDISPENSIBLE—FOR TV, RADIO, Hi-Fi  
Appliances, Autos, Electrical Tools. Used in Home,  
Shop and Farm, Checks Radio and TV Tubes, Com-  
ponents, Voltages and Circuits, etc.

INEXPENSIVE TO OWN. EASY TO USE  
Anyone can do servicing with this wonderful instru-  
ment, pays for itself the first time you use it. Best  
value for money, nothing else like it. Write Today.



**APPARATUS DEVELOPMENT CO.**  
Dept. K Wethersfield, Conn.

## RADIO CONTROL Headquarters

PARTS "SPARKY, ROBOT" Relay, 4PDT, 6V \$2.95; Aristo BATTERY \$1.75;  
FOR #5 Motor \$4.95; #4 Motor \$2.45; All Parts.

For Models FREE Send for FCC Form 505 & Catalog  
R/C RECEIVER 27 1/2 Mc. Compl. w. Relay, Tube, Access. 3.95  
Wired \$8.61; \* Compound Escapement  
R/C XMITTER Hi-Power HAND-HELD, compl., \$17.95; KIT 11.95  
R/C TRANSMITTER & RECEIVER KIT; 27 1/2 mc. 5 watt 2-Tube  
Simple Transm. & 2-Tube Rec. incl. Drilled Bases, Wound  
Coil, Res., Cond., SIGMA Relay, Instruc. 9.95

HANDIE-TALKIE Transmitter & Receiver Chassis, New, 7.65  
Wired, with tube—2 Triodes

2-6V Battery Charger Kit; \$4.95 Wired 6.95  
R/C BOOKS: Model Control \$1; Radio Control \$1; Handbook 2.25

RELAY CONTROL UNIT incl. Sensitive 10,000 ohm Sig-  
ma Relay (1 1/2 Ma) Thermal Bi-  
metal Strip, Heating Element, Hi Z Audio Choke, Mini  
Alnico V Magnet, Neon Lamp, Resistors, Capacitors, only 99c  
TUBES: XFG1, RK61, 3A4, 3A5, 1A64, 6K4, Transistor .89  
RELAYS: 10K ohm, 2 Ma DC or 110V AC SPDT, 95c; SPST .85

**GYRO ELECTRONICS** 36 WALKER ST., P.  
NEW YORK 13, N. Y.

## METAL LOCATOR ENTHUSIASTS

This is for you . . . BC-1141-C amplifier, the electronic heart  
of the famous SCR-625 mine detector. This unit is brand new  
with 2-1N5 and 1-1G6 vacuum tubes, in steel carrying case with  
handle; net weight with batteries is only 10 pounds. It operates  
from internal batteries (not included) and is complete with  
schematic diagram of the whole SCR-625 detector set. Case  
measures 14" by 6" by 5" including hinged cover. Operating  
panel hinges out for easy access to interior shock mounted chassis.  
This is a 1000 cycle fixed frequency amplifier, brand spanking  
new, and a once-in-a-lifetime bargain at \$5.95. Set of 3 spare  
vacuum tubes \$1.00. Shipping weight 12 pounds.

Write for free government surplus bargain bulletin

JOE PALMER, P. O. Box 6188 CCC, Sacramento, California

## 7-TRANSISTOR

### PORTABLE RADIO

2 Tone Aqua-Ivory. Size: 6 1/2 x 4 x 1 1/2  
Made in U.S.A.

Sale Price . . . . . **\$23<sup>95</sup>**

Complete with Batteries. Ready to Play  
**GROVE ELECTRONIC SUPPLY CO.**

4103 W. Belmont Ave. Chicago 41, Illinois

Include Postage with Order or 50% Deposit  
Send for Latest Bargain Flyer

## GOVERNMENT SURPLUS KITS

Electronic and Electro-Mechanical Parts

Tremendous assortment of Army-Navy surplus, either stripped  
from equipment or still packaged in brand new condition.  
EXPECT TO BE DELIGHTED! Selectronics includes items usually  
unheard of in bargain kits. While all kits are different, they  
may include such items as:

Resistors	Rectifiers	Switches
Condensers	Tubes	Counters
Transformers	Sockets	Relays
Chokes	Bulbs	Relays

. . . Plus many, many other kinds of electronic parts & equipment.

**KIT "A"**

35-40 lbs. \$4.95

**KIT "B"**

100 lbs. \$9.95

FOB our Warehouse, Philadelphia, Pa.  
Purchase price refunded if not completely satisfied.

**SELECTRONICS** 1207 - 25 South Napa  
Philadelphia 46, Pa.

## ONE CENT SALE

BUY ONE AT OUR REGULAR LOW PRICE AND GET THE  
SECOND FOR ONLY 1¢ MORE


**CITIZENS BAND TRANSMITTER** chassis complete with crystal,  
\$9.99 ea. two for \$10.00. **CITIZENS BAND RECEIVER** chassis  
tunable through all 22 channels. Complete with audio amplifier,  
\$9.99 ea. two for \$10.00. **RADIOSONDE TELEMETERING**  
**TRANSMITTER** complete with modulator, aneroid barometer,  
temperature and humidity sensing elements, tubes, relay, an-  
tenna, etc. A \$50.00 value for only \$4.99 ea. two for \$5.00.  
**COILED CORD** 4 conductor 11' telephone cord. Extends to over  
4 ft. .99 ea. two for \$1.00. **MICROPHONE** High output 200  
ohm carbon with terminal lugs. \$1.49 ea. two for \$1.50.  
**TRANSISTOR AUDIO AMPLIFIER.** Gives up to 50X voltage gain  
on low level signals. Operates on 1 1/2 volts. \$3.99 ea. two  
for \$4.00. **KIT OF PARTS** for VHP radio receiver. Tunable  
from 80 to 200 megacycles which includes U. S. satellite fre-  
quencies. \$6.99 ea. kit two for \$7.00.

LIMITED QUANTITY—RUSH YOUR ORDER TODAY  
Remit in full. Include sufficient postage. No C.O.D.'s.  
**VANGUARD ELECTRONIC LABS** Box 12  
Hollis 23, N. Y.

## Say You Saw It in POPULAR ELECTRONICS

### CUSTOM CABINETS

Perforated front & bottom for venti-  
lation. Modern design, heavy gauge  
steel. Gold & Black, White & Coral.  
For intercoms, Phono Oscillators,  
Tuners, Receivers, Amplifiers, etc.  
Postpaid. Cash with Order.  
For 4x6 Chassis \$1.95  
5x7 Chassis 3.25  
7x11 Chassis 4.50



### SPEAKER WALL PLATES

Hi-Fi installations, car & stationwagon  
rear seat speakers, intercoms, etc.  
WP5 for 4" & 5" Speakers \$1.75  
WP8 for 8" Speakers 2.25  
**JOHNSON & CO., Dept. E-12-249**  
Oakhurst, N. J.

# WANTED!

Equipment, components or parts!

The 276,000 purchasers of POPULAR ELECTRONICS are always in the market for good used  
equipment or components. So, if you have something to sell, let PE readers know about it in our  
classified columns.

It costs very little: just 50¢ per word including name and address. Minimum message: 10 words.  
For further information, write:

**Martin Lincoln, POPULAR ELECTRONICS**  
One Park Avenue, New York 16, New York



# Exciting Christmas Gifts From OLSON!

## 8 Olson WHOLESALE CATALOGS



• RADIO • TV  
• TOOLS • HI-FI  
• APPLIANCES, ETC.

### SAVE UP TO 1/2

Nationally Known Brands...

- GE • RCA • MAGNAVOX
- NORELCO • UNIVERSITY
- JENSEN and many more!

Our \$1,000,000.00 inventory includes 2,500 Super Values in Hi-Fi's, Tools, Appliances, Speakers, Amplifiers, Antennas, Tubes, Etc.—made by manufacturers such as GE, RCA, Magnavox, Bogen, Garrard, University, Norelco, Jensen, Stewart-Warner, and many others.

### HERE'S OUR OFFER

Send \$1.00 with the coupon at right and we will mail you the 8 Wholesale catalog issues, one every 6 weeks. We will deduct the \$1.00 from your first order and still send you the remainder of the catalogs FREE! If you are not 100% satisfied, return the first catalog and we will send you your \$1.00 back. Every item sold is 100% guaranteed.

### FREE OF CHARGE!

Order merchandise from this page and we will send you all 8 catalogs (one every 6 weeks) FREE OF CHARGE!

### Say Merry Christmas with this beautiful . . . PORTABLE PHONOGRAPH

Modern slim line styled high-impact polystyrene cabinet with easy grip handle for convenient carrying. Nickel plated hardware. Plays 7", 10" or 12" record at 33, 45, or 78 RPM. Special recessed turntable for 45 RPM records. Light weight pick-up arm with quality needle. Powerful one tube amplifier and selenium rectifier provide clear, crisp power. For 110-117 volts, 60 cps AC only. 14 3/4" x 12 1/4" x 10 1/4". Shpg. wt. 9 lbs.

**\$15.88**

Stock No. RP-153



- ★ DeLuxe
- 3-Speed
- ★ Plays 7, 10 or 12"
- Discs at 33, 45 & 78 RPM

### 4-Piece High Fidelity MAGNAVOX SPEAKER SYSTEM



**\$14.88** Stock No. AS-371  
**COMPLETE**

If you have been waiting for a first quality, Hi-Fi Speaker System, at a low, low price—wait no longer. This is it! Genuine Magnavox quality construction throughout. The 15" Woofer delivers powerful bass and amazing mid-range response. 8 ohms. Rated at 20 watts with a response of 40-8,000 cps. Heavy aluminum plated frame, dust cover and 1" dia. voice coil. Combine the 15" Woofer with the two 4" Tweeters, that reach a peak of 17,000 cps, add the special non-polarized capacitor and your assurance of full range brilliance is guaranteed. Shpg. wt. 12 lbs.

### TRANSISTORS New! Jetec Case AS LOW AS 37 1/2¢



Individually packed with base diagram and lead identification. Hermetically sealed.

**69¢** Each

- 3 for \$ 2.00
- 10 for \$ 4.95
- 50 for \$19.95
- 100 for \$37.50

**NPN** Stock No. X-752  
Similar to General Transistor GT-229, General Electric 2N170, or Sylvania 2N229.

**PNP** Stock No. X-752  
Similar to General Transistor GT-222, General Electric 2N107 and Raytheon CK-722.

### Norelco HI-FI CARTRIDGE



Reg. \$29.95 Stock No. PC-47  
**\$7.93** 3 for \$23.00

1 mil Diamond stylus. 10 to 20,000 cps. 2 dia. Tracks at 5 grams or less depending on arm. Load; 68,000 ohms. Mtg. ctrs. 1/2".

### FLASH CAMERA KIT



Reg. \$9.95  
**\$6.63** Stock No. EA-24

Compact camera with built-in flash unit, uses 127 film for 12 2" x 2" pictures, or color slides. Double exposure previewer, viewfinder and bulb ejector. Includes 2 batteries, 4 G.F. M2 flash bulbs, 1 roll Eastman-Kodak film and instruction book. Camera 4 3/4" x 2 3/4" x 3". Shpg. wt. 5 lbs.

### FLASH BULBS

**GE** No. M-2s Reg. \$1.32  
Package of 12 **99¢**  
Lots of 144. \$10.99  
Stock No. PL-47

No. 5 Reg. \$1.68  
Package of 12 **\$1.19**  
Lots of 144. \$12.99  
Stock No. PL-48



### STATION WAGON SPEAKER KIT

**\$6.96** Stock No. S-343

Complete with speaker, chrome grille, selector switch, adapters and wire. Fits Ford, Plymouth, Chevrolet, Buick, Dodge, DeSoto, Chrysler, Mercury, Pontiac and Oldsmobile cars from 1950 through to 1958. Shpg. wt. 4 lbs.

### OLSON Bargain Stores in

- CHICAGO . . . . . 4101 N. Milwaukee Ave.
- CHICAGO . . . . . 123 N. Western Ave.
- CLEVELAND . . . . . 2020 Euclid Ave.
- PITTSBURGH . . . . . S918 Penn. Ave.
- MILWAUKEE . . . . . 423 W. Michigan
- BUFFALO . . . . . 711 Main Street
- AKRON . . . . . 73 E. Mill Street

## IT'S EASY TO ORDER FROM OLSON'S

How to order: Order directly from this ad. For convenience use this order blank. Fill in columns below with quantity desired, stock number, description, and price. You may send remittance with order (include enough for postage or parcel post shipment), or if you prefer send a \$2.00 deposit with your order and Olson will ship C.O.D. for the balance. Mail your order to: P-128 Forge St., Akron 8, Ohio.

**MONEY BACK GUARANTEE:** Everything you order from Olson is guaranteed as advertised. If you are not more than satisfied, you may return merchandise for cash refund.

Minimum Order **\$5.00**

Quan.	Stock Number	DESCRIPTION	Price Each	TOTAL

Here is my order for merchandise from this page. This entitles me to the 8 FREE Wholesale catalog issues.

Enclosed find \$1.00 for the 8 Wholesale catalog issues to be sent to me one every 6 weeks.

P-128

NAME \_\_\_\_\_ Total \_\_\_\_\_

ADDRESS \_\_\_\_\_ Add Postage \_\_\_\_\_

CITY \_\_\_\_\_ ZONE \_\_\_\_\_ STATE \_\_\_\_\_ TOTAL AMOUNT \_\_\_\_\_

# Olson Radio Warehouse

P-128 FORGE ST.  
AKRON 8, OHIO



# NEW!



*for the  
one man  
in nine  
who really  
understands  
hi-fi!*

If you're a notch above the average hi-fi fan, understand electronic theory, can read a schematic and handle a soldering iron, here's an inexpensive book that will add countless hours to your high fidelity pleasure!

The 1959 Edition of HI-FI ANNUAL & AUDIO HANDBOOK features 43 big articles and 325 illustrations—covers every phase of hi-fi enjoyment. The cost? Only \$1.00—at your favorite newsstand or radio parts store.

Prepared by the editors of RADIO & TV NEWS, the world's largest selling technical electronics magazine, this year's HI-FI ANNUAL & AUDIO HANDBOOK contains big definitive sections on



**STEREO AND FM  
AMPLIFIERS AND  
PREAMPLIFIERS  
TAPE RECORDERS AND  
MICROPHONES  
LOUDSPEAKERS AND  
ENCLOSURES**

PLUS, a 20-page section on room effects, room resonance and stereo, testing loudspeakers, checking speaker performance, electrostatic speakers and transient response, transient and directional effects, speaker power and efficiency, speaker mounting, and much, much more!

All the skill and know-how of the nation's top hi-fi authorities are yours for only \$1.00 in the 1959 HI-FI ANNUAL & AUDIO HANDBOOK. This unique volume is now on sale everywhere. Be sure to get your copy!



**Ziff-Davis Publishing Company,**  
434 S. Wabash Ave., Chicago 5, Ill.

December, 1958

## ADVERTISER'S INDEX

ADVERTISER	PAGE NO.
Allied Radio Corp.	19, 32
Airex Radio Corporation	120
Alco Electronics Mfg. Co.	124
Amplifier Corp. of America	136
Apparatus Development Co.	142
Audel, Publishers	122
Bailey Technical Schools	16
Berkeley Enterprises, Inc.	138
Best Values Co.	136
Blonder-Tongue Labs., Inc.	137
Burstein-Applebee Co.	139
CBS-Hytron	26
Calculator Machine Co.	122
Capitol Radio Engineering Institute	25
Century Electronics Co., Inc.	3, 97
Cleveland Institute of Radio Electronics	39
Concord Radio	110
Coyne Electrical School	5, 113
Cutick Electronics Hi-Fi Radio And Parts	114
DeVry Technical Institute	7
ETCO	38, 40
Ekeradio Electronic Developments	96, 104
Electronic Experimenter's Handbook	106
Electronic Kits	105
Electronics Measurements Corp.	119
Electro Products Laboratories	110
Electro-Voice Inc.	14, 15
Eric Resistor Corporation	12
Esse Radio Company	130
Garfield Co., Inc., Oliver	9
Gonsel	138
Gratham School of Electronics	121
Greenlee Tool Co.	139
Grove Electronic Supply Co.	142
Gyro Electronics	142
Hallicrafters	33
Heath Company	98, 99, 100, 101, 102, 103
Hershel Radio Co.	133
Hi-Fi Annual & Audio Handbook	145
Hi-Fi Directory	111
Indiana Technical College	122
Instructograph Company	122
International Correspondence Schools	13
International Crystal Mfg. Co., Inc.	28
International Distributors	132
Jesse Jones Box Corp.	126
Johnson & Co.	142
Keyes Presses	124
Kester Solder Company	128
Key Electronics Co.	130
L. R. Electronics Corp.	136
Lafayette Radio	107, 108, 109
Lektron	117, 118
Liberty Tube Co.	124
Midway Company	120
Midway Welder	124
Miller, Gustave	130
Milwaukee School of Engineering	18
Mosley Electronics, Inc.	133
Moss Electronic, Inc.	148, 3rd, 4th Cover
Movie Annual	114
MusiCraft	30
National	2nd Cover
National Radio Institute	115, 116, 123
National School	11
O'Brien & Harvey Jacobson, Clarence A.	131
Olson Radio Warehouse	143
Pacific International University	106
Paco Electronics Co., Inc.	8
Palmer, Joe	142
Phila. Wireless Technical Institute	134
Picture Tube Outlet	128
Popular Electronics Classified	142
Popular Electronics Gift Subscriptions	129
Popular Electronics Subscriptions	147
Port Arthur College	120
Precise Development Corporation	17
Progressive "Edu-Kits" Inc.	29
Quality-Electronics	134
RCA Institutes, Inc.	23
Radio Shack	36
Radio-Television Training School	27
Reeves Soundcraft Corp.	35
Rinchart & Co., Inc.	34, 112
Schober Organ Corp., The	131
Selelectronics	142
Sonotone Corp.	135
Spera, Electronic's Supply	136
Sprayberry Academy of Radio-Television	21
Springfield Enterprises	72
Standard American Suppliers, Inc.	14
Standard Line Electric Company	95
Surplus Center	96
"TAB"	144
Texas Crystals	24
Tube Wholesalers Co.	104, 136
University Loudspeakers, Inc.	112
U. S. Air Force	93
U. S. Army	31
Valparaiso Technical Institute	136
Vanguard Electronic Labs	142
Video Electric Company	127
Weathers Industries	37
Wellier Electric Corp.	10
Western Electronics Company	132
Western Radio	106, 130, 131
Whitehall Laboratories	132
Wholesale Radio Parts, Inc.	20
World Radio Laboratories	125
Zalytron Tube Corporation	126

# Classified

RATE: 50¢ per word. Minimum 10 words prepaid. February issue closes December 3rd. Send order and remittance to: POPULAR ELECTRONICS, 1 Park Ave., New York 16, N. Y.

## FOR SALE

**TUBES-TV**, Radio, Transmitting and Industrial Types At Sensibly Low Prices. New, Guaranteed 1st Quality Top Name Brands Only. Write For Free Catalog or Call Walker 5-7000, Barry Electronics Corp., 512 Broadway, New York 12N, N. Y.

**DIAGRAMS** for repairing radios \$1.00, Television \$2.00. Give make, model. Diagram Service, Box 672-PE, Hartford 1, Conn.

**GOVERNMENT Surplus Receivers, Transmitters, Snooperscopes, Parabolic Reflectors, Picture Catalog** 10¢. Meshna, Malden 48, Mass.

**GOVERNMENT Sells—Surplus Electronics; Walkie-Talkies; Test Equipment; Oscilloscopes; Radar; Sonar; Surplus Aircraft; Boats; Jeeps; Misc.—You buy direct now from U. S. Government Depots at fractions of Army and Navy costs—Send for bulletin "Depot List & Procedure" \$1.00. Box 8-PE, Sunnyside 4, N. Y.**

**SCHEMATIC** drawing of any radio or television. Only 59¢ postpaid. Send make and model number. DX Radio Coop. Box 5938c, Kansas City 11, Missouri.

**ASSEMBLE**, repair, Fluorescent Fixtures. Free catalog—Kits, parts, etc. Shoplite, 650E Franklin, Nutley 10, New Jersey.

**TELEVISION & Radio Tubes, Parts and Supplies.** Guaranteed. Hi-Quality Tube Co., Inc., 284 Lafayette St., Rahway, New Jersey.

**TRANSISTORIZED Pocket F-M Radio, Ekeradio, 650 North Fair Oaks, Pasadena, California.**

**WHOLESALE** prices on transistor supplies, Hi-Fi amplifiers, changers, speakers, kits, tubes, etc. Schaak Electronics, 3867-A Minnehaha Ave., Minneapolis 6, Minnesota. PA 9-8382.

**YULETIDE Special! Tube Checker, Capacitance Box, Resistance Box.** Includes Parts, instructions, Test Leads, Surplus Case, etc. \$1.59 ea. 3 Alignment tools—15¢. If transformer—20¢. Parts Assortment—\$1.29. Allkit, Box 98, Midwest Station, Brooklyn 30, N. Y.

**BUILD** your own 8-Channel radio control receiver. 8-channel reed unit with transmitter and three receiver circuits \$9.95. Money-back guarantee. Write for information. Dixon Electronics Co., 13444 W. McNichols Rd., Detroit 35, Michigan.

**FOAM** Rubber furniture cushions. Factory seconds. 50% discount. Free catalog. Perma-Foam, 390 Nye Avenue, Dept. 5, Irvington, N. J.

**SHORT** Circuits—Pin-pointed within 5 feet, or your \$4.50 back. Own a pocket size Dynamic Short Locator, Dept.-E, 509 Main St., Harwich Port, Mass.

**TRADE-IN** Television Sets \$11.95 Plus Shipping. Jones TV, Saratoga, Pa.

**FREE** Discount Catalog—Fluorescent fixtures, kits, parts. Shoplite, 650E Franklin, Nutley 10, New Jersey.

**TRANSISTORS** For Beginners. At last a treatment of transistors you can easily understand. Clearly describes in simple language transistor action, amplification, biasing, NPN and PNP transistors, etc. Completely diagrammed. A must for beginners. \$1.00. P. Polton, 3702 E. Oakwood, South Milwaukee, Wisconsin.

**TELEPHONE** Answering device disconnects your equipment when other party hangs up. Special 2-coil polarized relay, with detailed plans. \$5.00. Engineering, Farhills, Box 26D, Dayton 19, Ohio.

**15 TESTED** One-Tube Circuits, Transistor experiments and catalogs—25¢. Laboratories, 1131-L Valota, Redwood City, California.

**CRYSTALS-QUARTZ:** Airmailed. Christmas presents. Novice or general. New FT-243, any kilocycle 3500 to 8700 \$1.00. Write. C-W Crystals, Box 2065P, El Monte, Calif.

**FM Tuners, 88-108 megacycles, 4 tubes complete,** \$12.95. Grutman, 1 E. 167 St., New York 52, N. Y.

**B.T.** Slightly used amplifier mixer units with channels 6-8-27 converter. Leo Haven, 2932 N.E. 47th Avenue, Portland 13, Oregon.

## WANTED

**CASH Paid!** Sell your surplus electronic tubes. Want unused, clean transmitting, special purpose, receiving, TV types, magnetrons, klystrons, broadcast, etc. Also want military & commercial lab test and communications gear. We swap too, for tubes or choice equipment. Send specific details in first letter. For a fair deal write, wire or telephone: Barry, 512 Broadway, New York 12, N. Y. WALKER 5-7000.

**MERCURY, Platinum, Silver, Precious Metals.** Ores Assayed. Mercury Refiners, Norwood, Massachusetts.

**CYLINDER** and old disc phonographs. Edison Conqueror, Idella, and Oratorio models. Berliner Gramophones and Zono-o-phones, Columbia cylinder Graphophones, and Coin-operated cylinder Phonos. Want old catalogues and literature on early phonos prior to 1919. Will pay cash or trade late hi-fi components. Popular Electronics, Box 50, 1 Park Ave., New York 16, N. Y.

**PLATINUM** electronic scrap bought. Noble Metals, Box 1113, Santa Monica, California.

## INVENTIONS WANTED

**INVENTIONS** wanted. Patented: unpatented. Global Marketing Service, 2420—77th, Oakland 5, Calif.

## BUSINESS OPPORTUNITIES

**VENDING** Machines—No Selling. Operate a route of coin machines and earn amazing profits. 32-page catalog free. Parkway Machine Corporation, Dept. 12, 715 Ensor St., Baltimore 2, Md.

**MAKE** \$25-\$50 Week, clipping newspaper items for publishers. Some worth \$5.00 each. Particulars free. National, 81-PE, Knickerbocker Station, New York City.

**OPERATE** profitable mailorder business!! Write: Bond, 1637-X West Vernon, Phoenix, Arizona.

## TAPE & TAPE RECORDERS

**DISCOUNTS** to 50%, recorders, tapes, hi-fi components, consoles, photograph equipment. Request specific prices only. Long Island Audio & Camera Exchange, 3 Bay 26th Street, Brooklyn 14-L, N. Y.

**TAPE** Recorders, Hi-Fi components, tapes. Unusual Values. Free Catalog. Dressner, 60-02F, 174 St., Flushing 65, N. Y.

**RECORDERS, Hi-Fi.** Free wholesale catalogue. Carston, 215-P, East 88 St., N.Y.C. 28.

**HIGHEST** Trade-In Allowances Toward Ampex, Concertone, Crown, Ferrograph, Presto, Pentron, Components. Accessories. Catalog. Boynton Studio, 10-PE Pennsylvania, Tuckahoe, N. Y.

**RECORDERS, Tape Decks, Stereo Tapes, Accessories,** Excellent Values, Catalogue. EFSCO, 270E Concord, West Hempstead, N. Y.

## PLASTICS

**NEW** Liquid Casting Plastic clear, colors. Embed real flowers, minerals, biological specimens, delicate instruments, electronic parts. Also cold-setting resin and fiberglass for laminating, casting, molding, coating. Manual 25¢. Castolite, Dept. P-125, Woodstock, Illinois.

POPULAR ELECTRONICS



## EMPLOYMENT INFORMATION

**JOBS**—High Pay; USA, So. America, The Islands. All trades. Many companies pay fare. Write Dept. 71N, National Employment Information, 1020 Broad, Newark, N. J.

**EARN Big Money.** Be a Success. Tremendous Opportunities. Don't dream of success. Be one. Grasp your opportunity now by sending \$1.00 for U.S.A. Overseas Job List and Guide Book aiding you to get the job you want. Future Unlimited, 222 West 33 Street, New York City 1.

## SLIDES & MOVIES

**FREE!** Blackhawk's big sale catalog 8mm., 16mm. movies. 2"x2" color slides. Biggest selection anywhere! Projectors, cameras, supplies—big discounts! Get free, every three weeks, 12-page newspaper size bargain list! Blackhawk Films, Davenport 24, Iowa.

## LEATHERCRAFT

**FREE "Do-It-Yourself"** Leathercraft Catalog. Tandy Leather Company, Box 791—J27, Fort Worth, Texas.

## HIGH FIDELITY

**DISGUSTED** with "Hi" Hi-Fi Prices? Unusual Discounts on your High Fidelity Requirements. Write Key Electronics, 120 Liberty St., New York 6, N. Y. Evergreen 4-6071.

**SPEAKER System.** Superb Hi-Fi performance from low-cost speakers and attractive, easy-to-build enclosure. Complete step-by-step instructions. Send \$2.00 today. M-H Laboratories, Box 25, Goleta, California.

## CORRESPONDENCE COURSES

**COMPLETE** Correspondence Course in Radio, TV, & Electronics. Only 12 sections. Includes 1st Class License Prep. Very low rates. Ascot School of Electronics, Box 29092, Los Angeles 29, Calif.

## INSTRUCTION

**LEARN While Asleep!** Exciting details free. Research Association, Box 24-FF, Olympia, Washington.

**LEARN Code Easily!** Use Kord-All's Elementary course. 12" microgroove record, \$3.50 postpaid. Kord-All, Box 444, Warren, Ohio.

**NAVY** Electronics training course, one of the finest compiled, is available to the public. Excellent electronics instruction for beginners. Designed especially for self-study. Used in training Navy Electronics technicians. 512 pages. 280 diagrams and illustrations. 16 thorough quizzes with answers. This is a high quality course, containing excellent writing, artwork and printing. An outstanding bargain made possible by U. S. Government Printing and Price Control. For your copy send \$2.00 to: New England Book Distributors, Box 311, Watertown, Connecticut.

## ELECTRICAL EQUIPMENT & SUPPLIES

**ELECTRIC Pencil:** Engraves all Metals \$2.00. Beyer Mfg., 10511-P Springfield, Chicago 43.

## TECHNICAL INSTITUTES

**ELECTRONIC** And Aeronautical Engineering Technology. Two-Year Courses. Bachelor of Science Degree in three years. Northrop Institute in Southern California prepares you for highly paid positions in Aviation and Electronic industries. Employment assistance during school and after graduation. Approved for Veterans. Write for free catalog. Northrup Aeronautical Institute, 1179 Arbor Vitae, Inglewood 1, California.

## MISCELLANEOUS

**SONGPOEMS** And Lyrics Wanted! Mail to: Tin Pan Alley, Inc., 1650 Broadway, New York 19, N. Y.

**"WINEMAKING; Beer, Ale Brewing."** Illustrated. \$2.00. Eaton Books, Box 1242-C, Santa Rosa, California.

**PHONOGRAPH** Records cheap, postpaid. Catalogue. Paramount, Box 242-R, Williamsport, Penna.

**NEW Organ Builders Manual**—Guide to assembling your own electronic organ. 123 pages, profusely illustrated. \$2.00 postpaid. Electronic Organ Arts! Box 41084, Los Angeles, Calif.

SEND

## POPULAR ELECTRONICS

EVERY MONTH

POPULAR  
ELECTRONICS



name \_\_\_\_\_

address \_\_\_\_\_

city \_\_\_\_\_ zone \_\_\_\_\_ state \_\_\_\_\_

Check one:  3 years for \$10

2 years for \$7

1 year for \$4

In the U. S., its possessions and Canada.

**Foreign rates:** Pan American Union countries, add .50 per year; all other foreign countries, add \$1 per year.

Mail to:

## POPULAR ELECTRONICS

Dept. E-12-8, 434 South Wabash Ave.  
Chicago 5, Ill.

# SHIPPED ON APPROVAL NO MONEY WITH ORDER — NO C. O. D.

Superior's New Model 77

## VACUUM TUBE VOLTMETER WITH NEW 6" FULL-VIEW METER

Compare it to any peak-to-peak V.T.V.M. made by any other manufacturer at any price!



Model 77—Vacuum Tube Voltmeter—  
Total Price .....\$42.50  
Terms: \$12.50 after 10 day trial, then \$6.00 per month for 5 months

- Completely wired and calibrated with accessories (including probe, test leads and portable carrying case) sells for only \$42.50.
- Employs a sensitive six inch meter. Extra large meter scale enables us to print all calibrations in large easy-to-read type.
- Uses new improved SICO printed circuitry.
- Employs a 12AU7 as D. C. amplifier and two 9006's as peak-to-peak voltage rectifiers to assure maximum stability.
- Uses a selenium-rectified power supply re-

sulting in less heat and thus reducing possibility of damage or value changes of delicate components. • Meter is virtually burn-out proof. The sensitive 400 micro-ampere meter is isolated from the measuring circuit by a balanced push-pull amplifier. • Uses selected 1% zero temperature coefficient resistors as multipliers. This assures unchanging accurate readings on all ranges.

**AS A DC VOLTMETER:** The Model 77 is indispensable in HI-FI Amplifier servicing and a must for Black and White and color TV Receiver servicing where circuit loading cannot be tolerated.

**AS AN ELECTRONIC OHMMETER:** Because of its wide range of measurement leaky capacitors show up glaringly. Because of its sensitivity and low loading, intermittent are easily found, isolated and repaired.

**AS AN AC VOLTMETER:** Measures RMS values if sine wave, and peak-to-peak value if complex wave. Pedestal voltages that determine the "black" level in TV receivers are easily read.

### SPECIFICATIONS

- DC VOLTS — 0 to 3/15/75/150/300/750/1,500 volts at 11 megohms input resistance.
- AC VOLTS (RMS) — 0 to 3/15/75/150/300/750/1,500 volts. • AC VOLTS (Peak to Peak) — 0 to 8/40/200/400/800/2,000 volts.
- ELECTRONIC OHMMETER — 0 to 1,000 ohms/10,000 ohms/100,000 ohms/1 megohm/10 megohms/100 megohms/1,000 megohms.
- DECIBELS: — 10 db to + 18 db + 10 db to + 38 db. + 30 db to + 58 db. All based on 0 db = .006 watts (6 mw) into a 500 ohm line (1.73v).
- ZERO CENTER METER—For discriminator alignment with full scale range of 0 to 1.5/7.5/37.5/150/375/750 volts at 11 megohms input resistance.

Comes complete with operating instructions, probe leads, and streamlined carrying case. Operates on 110-120 volt 60 cycle. Only

**\$42.50**  
Net

## The Most Versatile All-Purpose Multi-Range Tester Ever Designed!

Superior's New

Model 79

## SUPER-METER WITH NEW 6" FULL-VIEW METER

- A Combination VOLT-OHM MILLIAMETER.
- Plus CAPACITY, REACTANCE, INDUCTANCE, AND DECIBEL MEASUREMENTS.

- Also Tests SELENIUM AND SILICON RECTIFIERS, SILICON AND GERMANIUM DIODES.

The model 79 represents 20 years of continuous experience in the design and production of SUPERMETERS, an exclusive SICO development. It includes not only every circuit improvement perfected in 20 years of specialization but, in addition includes those services which are "musts" for properly servicing the ever-increasing number of new components used in all phases of today's electronic production.

### Specifications

- D.C. VOLTS: 0 to 7.5/15/75/150/750/1,500. • A.C. VOLTS: 0 to 15/30/150/300/1,500/3,000. • D.C. CURRENT: 0 to 1.5/15/150 Ma. 0 to 1.5/15 Amperes. • RESISTANCE: 0 to 1,000/100,000 Ohms. 0 to 10 Megohms. • CAPACITY: .001 to 1 Mfd. 1 to 50 Mfd. • REACTANCE: 50 to 2,500 Ohms. 2,500 Ohms to 2.5 Megohms. • INDUCT-

- ANCE: .15 to 7 Henries, 7 to 7,000 Henries. • DECIBELS: — 6 to + 18. + 14 to + 38. + 34 to + 58.

The following components are all tested for QUALITY at appropriate test potentials. Two separate BAD-GOOD scales on the meter are used for direct readings.

- All Electrolytic Condensers from 1 Mfd. to 1000 Mfd. • All Selenium Rectifiers. • All Germanium Diodes. • All Silicon Rectifiers. • All Silicon Diodes.

Comes complete with operating instructions and test leads. Use it on the bench and on calls. Streamlined carrying case included. accommodates tester, instruction book and test leads. Only

**\$38.50**  
Net



Model 79—Super-Meter  
Total Price .....\$38.50  
Terms: \$8.50 after 10 day trial, then \$6.00 per month for 5 months.

## USE APPROVAL FORM ON NEXT PAGE

**NO INTEREST OR FINANCE CHARGES  
ADDED!**

We invite you to try before you buy any of the models described on this and the following pages. If after a 10 day trial you are completely satisfied and decide to keep the Tester, you need send us only the down payment and agree to pay the balance due at the monthly indicated rate.

If not completely satisfied, you are privileged to return the Tester to us, cancelling any further obligation.

MOSS ELECTRONIC, INC. Dept. D-538 3849 Tenth Avenue, New York 34, N. Y.

PRINTED IN U. S. A.

POPULAR ELECTRONICS

# TRY FOR 10 DAYS

before you buy! then if satisfactory pay in easy, interest free, monthly payments. See coupon below.

Superior's New Model 82 **A truly do-it-yourself type**

## TUBE TESTER

TEST ANY TUBE IN 10 SECONDS FLAT!

- 1 Turn the filament selector switch to position specified.
- 2 Insert it into a numbered socket as designated on our chart (over 600 types included).
- 3 Press down the quality button—



**Model 82—Tube Tester**  
 Total Price ..... \$36.50  
 Terms: \$6.50 after 10 day trial, then \$6.00 per month for 5 months.

**THAT'S ALL!** Read emission quality direct on bad-good meter scale.

### FEATURES:

- Tests over 600 tube types. • Tests OZ4 and other gas-filled tubes. • Employs new 4" meter with sealed air-damping chamber resulting in accurate vibrationless readings. • Use of 22 sockets permits testing all popular tube types and prevents possible obsolescence. • Dual Scale meter permits testing of low current tubes. • 7 and 9 pin straighteners mounted on panel. • All sections of multi-element tubes tested simultaneously. • Ultra-sensitive leakage test circuit will indicate leakage up to 5 megohms.

Production of this Model was delayed a full year pending careful study by Superior's engineering staff of this new method of testing tubes. **Don't let the low price mislead you!** We claim Model 82 will outperform similar looking units which sell for much more—and as proof, we offer to ship it on our examine before you buy policy.

Model 82 comes complete, housed in portable, hand-rubbed oak cabinet with removable cover. Only

**\$36<sup>50</sup> Net**

Superior's New Model TD-55  
 STANDARD TYPE

## TUBE TESTER

Speedy, yet efficient operation is accomplished by: 1. Simplification of all switching and controls. 2. Elimination of old style sockets used for testing obsolete tubes (26, 27, 57, 59, etc.) and providing sockets and circuits for efficiently testing the new Noval and Sub-Minar types.

You can't insert a tube in wrong socket. It is impossible to insert the tube in the wrong socket when using the new Model TD-55. Separate sockets are used, one for each type of tube base. If the tube fits in the socket it can be tested.

"Free-point" element switching system. The Model TD-55 incorporates a newly designed element selector switch system which reduces the possibility of obsolescence to an absolute minimum.


Checks for shorts and leakages between all elements

The Model TD-55 provides a super sensitive method of checking for shorts and leakages up to 5 Megohms between any and all of the terminals.

Elemental switches are numbered in strict accordance with R.M.A. Specifications. The 4 position fast-action snap switches are all numbered in exact accordance with the standard R.M.A. numbering system. Thus, if the element terminating in pin No. 7 of a tube is under test, button No. 7 is used for that test.

Complete with carrying case

**\$26<sup>95</sup> Net**



**Model TD-55 — Tube Tester**  
 Total Price ..... \$26.95  
 Terms: \$6.95 after 10 day trial, then \$5.00 per month for 4 months.

We invite you to try before you buy any of the models described on this page, the preceding page and the following pages. If after a 10 day trial you are completely satisfied and decide to keep the Tester, you need send us only the down payment and agree to pay the balance due at the monthly indicated rate.

**NO INTEREST OR FINANCE CHARGES ADDED!**

If not completely satisfied, you are privileged to return the Tester to us, cancelling any further obligation.

**SEE OTHER SIDE**

CUT OUT AND MAIL TODAY!

MOSS ELECTRONIC, INC.

DEPT. D-538 3849 TENTH AVENUE, NEW YORK 34, N.Y.

Please send me the units checked on approval. If completely satisfied I will pay on the terms specified with no interest or finance charges added. Otherwise, I will return after a 10 day trial positively cancelling all further obligation.

- |   |   |
|---|---|
| <input type="checkbox"/> Model 77..... Total Price \$42.50<br>\$12.50 within 10 days. Balance \$6.00<br>monthly for 5 months. | <input type="checkbox"/> Model TD-55..... Total Price \$26.95<br>\$6.95 within 10 days. Balance \$5.00<br>monthly for 4 months.   |
| <input type="checkbox"/> Model 79..... Total Price \$38.50<br>\$8.50 within 10 days. Balance \$6.00<br>monthly for 5 months.  | <input type="checkbox"/> Model 76..... Total Price \$26.95<br>\$6.95 within 10 days. Balance \$5.00<br>monthly for 4 months.      |
| <input type="checkbox"/> Model 82..... Total Price \$36.50<br>\$6.50 within 10 days. Balance \$6.00<br>monthly for 5 months.  | <input type="checkbox"/> Model TV-50A..... Total Price \$47.50<br>\$11.50 within 10 days. Balance \$6.00<br>monthly for 6 months. |


Name .....

Address .....


City ..... Zone..... State.....

All prices net. F.O.B., N. Y. C.

# SHIPPED ON APPROVAL NO MONEY WITH ORDER — NO C.O.D.



**Model 76—All Purpose Bridge**  
Total Price ..... \$26.95  
Terms: \$6.95 after 10 day trial,  
then \$5.00 per month for 4  
months.



**Model TV50-A—Genometer**  
Total Price ..... \$47.50  
Terms: \$11.50 after 10 day trial,  
then \$6.00 per month for 6  
months.

Superior's New Model 76

## ALL PURPOSE BRIDGE

IT'S A CONDENSER BRIDGE  
IT'S A RESISTANCE BRIDGE

### ✓ CAPACITY BRIDGE SECTION

4 Ranges: .00001 Microfarad to .005 Microfarad; .001 Microfarad to .5 Microfarad; .1 Microfarad to 50 Microfarads; 20 Microfarads to 1000 Microfarads. Will also measure the power factor of all condensers from .1 to 1000 Microfarads.

### ✓ RESISTANCE BRIDGE SECTION

2 Ranges: 100 ohms to 50,000 ohms; 10,000 ohms to 5 megohms.

### ✓ SIGNAL TRACER SECTION

With the use of the R.F. and A.F. Probes included with the Model 76, you can

IT'S A SIGNAL TRACER  
IT'S A TV ANTENNA TESTER

make stage gain measurements, locate signal loss in R.F. and Audio stages, localize faulty stages, locate distortion and hum, etc.

### ✓ TV ANTENNA TESTER SECTION

Loss of sync., snow and instability are only a few of the faults which may be due to a break in the antenna, so why not check the TV antenna first? Locates a break in any TV antenna and measures the location of the break in feet from the set terminals.

Complete with R.F. and A.F. probes and test leads **\$26.95<sup>Net</sup>**

Superior's New Model TV-50A **GENOMETER**

## 7 Signal Generators in One!

- ✓ R.F. Signal Generator for A.M.
- ✓ R.F. Signal Generator for F.M.
- ✓ Audio Frequency Generator
- ✓ Marker Generator

- ✓ Bar Generator
- ✓ Color Dot Pattern Generator
- ✓ Cross Hatch Generator

This Versatile All-Inclusive GENERATOR Provides ALL the Outputs for Servicing:

- A.M. RADIO • F.M. RADIO • AMPLIFIERS • BLACK AND WHITE TV • COLOR TV

**R. F. SIGNAL GENERATOR:** 100 Kilocycles to 60 Megacycles on fundamentals and from 60 Megacycles to 180 Megacycles on powerful harmonics.

**VARIABLE AUDIO FREQUENCY GENERATOR:** Provides a variable 300 cycle to 20,000 cycle peaked wave audio signal.

**MARKER GENERATOR:** The following markers are provided: 189 Kc., 262.5 Kc., 456 Kc., 600 Kc., 1000 Kc., 1400 Kc., 1600 Kc., 2000 Kc., 2500 Kc., 3579 Kc., 4.5 Mc., 5 Mc., 10.7 Mc., (3579 Kc. is the color burst frequency.)

**BAR GENERATOR:** Pattern consists of 4 to 16 horizontal bars or 7 to 20 vertical bars.

**DOT PATTERN GENERATOR (FOR COLOR TV):** The Dot Pattern projected on any color TV Receiver tube by the Model TV-50A will enable you to adjust for proper color convergence.

**CROSS HATCH GENERATOR:** The pattern consists of non-shifting horizontal and vertical lines interlaced to provide a stable cross-hatch effect. **\$47.50<sup>Net</sup>**  
Complete with shielded leads

## TRY FOR 10 DAYS BEFORE you buy THEN if satisfac

pay in easy, interest free, monthly payments. See coupon inside.

We invite you to try before you buy any of the models described on this and the preceding pages. If after a 10 day trial you are completely satisfied and decide to keep the Tester, you need send us only the down payment and agree to pay the balance due at the monthly indicated rate. (See other side for time payment schedule details.)

**NO INTEREST  
OR FINANCE  
CHARGES ADDED!**

If not completely satisfied, you are privileged to return the Tester to us, cancelling any further obligation.

**SEE OTHER  
SIDE**

CUT OUT AND MAIL TODAY!

FIRST CLASS

Permit No. 61430

New York, N. Y.

VIA AIR MAIL

BUSINESS REPLY CARD

No Postage Stamp Necessary if Mailed in the U. S.

POSTAGE WILL BE PAID BY —

MOSS ELECTRONIC, INC.

3849 TENTH AVENUE

NEW YORK 34, N. Y.