


Stolen Power Receiver

POPULAR ELECTRONICS

OCTOBER 1958

35 CENTS

Homemade Satellite




Switch to Stereo

How Ant

E-29-14762-10
LOUIS HAFORD
18108 WINDWARD
CLEVELAND 19 OHIO

FIRST ALL-NEW, LOW-PRICED, SHORTWAVE RECEIVER

IN OVER TEN YEARS!!



Fred Shunaman
Managing Editor, RADIO-ELECTRONICS...
"Neat combination of design
and technical features."



Charles Tepfer
Editor, ELECTRONICS ILLUSTRATED...
"It looks modern and pulls in the SW
stations, a pleasure to recommend it"



Oliver Read, Ph.D.
Publisher of Electronics Div.,
POPULAR ELECTRONICS...
"This looks like a real winner."



William A. Stocklin
Editor, RADIO & TV NEWS...
"Easily read dial, a boon to
the shortwave listener."

NEW NATIONAL NC-60 Special . . . covers .54 to 31 mcs in 4 bands with full electrical bandspread on all frequencies. Features exceptional sensitivity with separate tuning coils for each band. Separate general coverage and bandspread tuning capacitors. Front panel phone-jack. Standard broadcast, civil defense, WWV, marine, aircraft, amateur and world-wide shortwave frequencies are clearly marked on dial. Built-in speaker.

Only \$5.95 down* Suggested price only \$59.95** (slightly higher west of the Rockies and outside the U.S.A.)*
*Most National distributors offer budget terms and trade-in allowances.



Model NC-66 . . . use this rugged portable 4 ways: as a ham receiver, a 3-way portable, a marine receiver, and as an SWL receiver. Rugged and handsome, the NC-66 has a sturdy case with carrying handle. Only \$13.00 down* Suggested price only \$129.95**



Model NC-188 . . . a quality receiver for budget-conscious amateurs—featuring National's new styling. It is directly calibrated for the four general coverage ranges and five bandspread ranges for the amateur bands (80-10 meters). Only \$16.00 down* Suggested price only \$159.95**

SEND 50¢ FOR EXCITING NEW BOOK ON SHORTWAVE LISTENING . . .

tells when, where and how to tune over two million shortwave stations in over 260 foreign countries. Provides log for listing stations you hear. Send 50¢ to NATIONAL COMPANY, INC., Malden 48, Mass.

National

NATIONAL COMPANY, INC., MALDEN 48, MASS.



**VAN NOSTRAND'S
SCIENTIFIC
ENCYCLOPEDIA**

- AERONAUTICS
- ASTRONOMY
- BOTANY
- CHEMICAL ENGINEERING
- CHEMISTRY
- CIVIL ENGINEERING
- ELECTRICAL ENGINEERING
- ELECTRONICS
- GEOLOGY
- GUIDED MISSILES
- MATHEMATICS
- MECHANICAL ENGINEERING
- MEDICINE
- METALLURGY
- METEOROLOGY
- MINERALOGY
- NAVIGATION
- NUCLEAR SCIENCE AND ENGINEERING
- PHOTOGRAPHY
- PHYSICS
- RADIO AND TELEVISION

Now! YOU CAN OWN

This Complete Science Library

The equivalent of 20 science books
in one massive volume

- ★ 1,839 double-size pages
- ★ 14,000 articles
- ★ 1,400 illustrations
- ★ 100,000 definitions
- ★ Thumb-Indexed

**AT A PRICE
LOWER THAN YOU EVER
THOUGHT POSSIBLE**

THIS is the age of atomic power, space flight, and medical progress. Your child's school is stressing science more than ever, as science becomes the battlefield between East and West.

No wonder that Van Nostrand's Scientific Encyclopedia has become one of the most widely-used reference books of our time. It is so complete, so authoritative, that more than 100,000 copies are in use - not only in homes, schools, offices and libraries, but by scientists, engineers, and college professors!

New, up-to-date edition now ready

Thirty-six top scientific authorities have now prepared a brand-new, up-to-date edition. About the size of a large, unabridged dictionary, this 1839-page volume defines more than 100,000 terms in aeronautics, astronomy, chemistry, electronics, engineering, geology, mathematics, medicine, metallurgy, meteorology, navigation, nuclear science, photography, physics, radio, zoology, etc.

More than 14,000 articles help you understand the principles and applications of modern science, with ALL of the latest advances. 1,400 drawings and photographs (some in magnificent full-color) bring the whole world of science to life.

If published in the usual encyclopedia format, twenty separate volumes would be needed. The added binding expense would make the set cost anywhere from \$60 to \$100! But, thanks to this one-volume format, you can own it for only \$29.75 (on easy terms).

Mail coupon for FREE examination

See for yourself how useful this magnificent volume can be. Send for it - without money - for ten days free examination. If not satisfied, simply return it without further obligation.

Because of increasing production costs, we are not sure how long we can offer this encyclopedia at this low price. To be certain of receiving your copy at the current price, send coupon today to **D. Van Nostrand Co., Inc., Dept. 1710, 120 Alexander Street, Princeton, N. J. (Est. 1848.)**

**Right at your fingertips
THE WHOLE FASCINATING
WORLD OF SCIENCE**

- AERONAUTICS** - How a plane flies; jets, missiles, engines, fuels.
- NUCLEAR SCIENCE AND ENGINEERING** - From H-Bombs to cancer treatments.
- ELECTRONICS AND RADIO** - The "how" and "why" of radio and TV, circuits, transistors, radar, etc.
- PHYSICS** - Basic laws that govern gases, liquids, solids, heat, light, electricity.
- CHEMISTRY** - Molecules, formulas, processes, etc.

- MATHEMATICS** - Arithmetic, algebra, geometry, trigonometry, calculus, statistics, much more.
 - BOTANY** - Every facet of plant life.
 - MEDICINE** - Anatomy; circulatory, nervous, muscular systems; vitamins, hormones, tranquilizers, etc.
 - ASTRONOMY AND NAVIGATION** - METALLURGY • GEOLOGY • MINERALOGY • METEOROLOGY • PHOTOGRAPHY • ZOOLOGY • ENGINEERING
- THUMB-INDEXED**

FREE - THIS HANDY RACK

Beautiful brass-plated rack (with rubber tips) permits you to display this handsome volume and keep it handy. **FREE** while the supply lasts. (U.S.A. only.)



EXAMINE BOOK FREE - SEND NO MONEY

**D. VAN NOSTRAND CO., Inc., Dept. 1710
120 Alexander Street, Princeton, N. J.**

Please send me - for **TEN DAYS FREE EXAMINATION** - the new Van Nostrand Scientific Encyclopedia (1839 pages; 14,000 articles; weight 8½ lbs.), together with brass-plated *free* metal rack. (U.S.A. only). If not delighted, I may return them within ten days and owe nothing. If I keep them, I will send you \$4.75 plus small shipping cost as first payment, and \$5.00 monthly for 5 months until \$29.75 is paid.

Your name in 14kt gold stamped on the cover, if you send check or money order for \$29.75 with this coupon. (U. S. A. only.) We will also pay all shipping costs. Same refund privilege.

Name.....
(PLEASE PRINT PLAINLY)

Address.....

City..... Zone..... State.....

(Send Canadian orders to D. Van Nostrand Company (Canada) Ltd., 23 Hollinger Road, Toronto 16, Ont. Price slightly higher)

POPULAR ELECTRONICS is published monthly by Ziff-Davis Publishing Company, William B. Ziff, Chairman of the Board (1946-1953), at 434 S. Wabash Ave., Chicago 5, Ill. Entered as second class matter August 27, 1954 at the Post Office, Chicago, Illinois. Authorized by Post Office Department, Ottawa, Canada, as second class matter. **SUBSCRIPTION RATES:** One year U.S. and possessions, and Canada \$4.00; Pan-American Union countries \$4.50, all other foreign countries, \$5.00.

POPULAR ELECTRONICS

OCTOBER

1958

VOLUME 9

NUMBER 4



Feature Articles and Electronic Developments

Instrumenting an Earth Satellite.....	Mike Bienstock	41
Electronic Garage		48
Sell That Article!.....	Richard J. Sandretto	55
Turn It—for Better Pictures.....		59
Misfortune Teller.....	Carl Kohler	62
Electronics Today.....		64
What's New for the Ham and SWL.....		70

Electronic Build-It-Yourself Projects

"Stolen Power" Transistor Radio.....	J. R. Mack	49
Put PEP in Your Antenna Tuner.....	Joseph W. Doherty, K2SOO	51
Liven Up That Party . . . with a "Warmth Meter".....	James A. McRoberts	54
Simple R. F. Meter.....	Charles J. Schavers	88
Convert Transistor Radio for Boat.....	Homer L. Davidson	90

Audio and Hi-Fi Features

Switch to Stereo.....	Leonard Feldman	45
Slot-Box Your Speaker.....	Jeff Markell	67
Hi-Fi Highlights		74
From Pages to Projects.....	Leland R. Reeder	85

Experimenter's Workshop

Protection Against Car Theft.....	Douglas B. Leathem	76
Tin-Can Chassis.....	Walter White, Jr., W4UEK	76
Feedback Oscillator for Intercoms.....	H. J. Carter	92
Power Transistor Connectors.....	Louis E. Garner, Jr.	92

Departments

Carl & Jerry.....	John T. Frye	8
Letters from Our Readers.....		20
POP'tronics Bookshelf		32
Short-Wave Report.....	Hank Bennett	66
After Class		71
Among the Novice Hams.....	Herb S. Brier, W9EGQ	77
Kit Builder's Korner.....		79
Transistor Topics.....	Lou Garner	83
Tips and Techniques.....		96
Tools and Gadgets.....		114

Copyright © 1958 by Ziff-Davis Publishing Company. All rights reserved.

POPULAR ELECTRONICS

TRAIN FOR OPPORTUNITY FIELD OF


ELECTRONICS

ON REAL EQUIPMENT
IN THE GREAT SHOPS

OF **COYNE**

LARGEST, OLDEST AND BEST EQUIPPED
SC-100L OF ITS KIND IN U.S.

This five story Chicago building is occupied entirely by Coyne. Five big floors of Classrooms and over a quarter of a million dollars worth of Equipment. Thousands of successful men have trained at Coyne. There is no substitute for Coyne's wealth of experience.



OPPORTUNITIES IN ELECTRICITY-ELECTRONICS

Train the Coyne way for a better job in *Electricity-Electronics*—a field that offers a world of opportunities now and in the years ahead. In industry—in the home—Electricity and Electronics are playing a vastly greater role than ever before. New developments and rapid growth are creating increasing job opportunities. Automation Electronics—one of the more recent applications of Industrial Electronics to manufacturing processes—promises to create additional demands for trained Electrical-Electronics men such as we have never seen. Electrical-Electronics Training can be taken separately or combined with Television-Radio training. Send coupon for more information.

Training in Refrigeration and Electric Appliances can be included.

YOU TRAIN IN CHICAGO—Learn the easier practical way in shops of Coyne in Chicago. Shop work plus technical training. No advanced education or previous experience needed. Lifetime Employment Service to Coyne Graduates.

START NOW—PAY LATER

New liberalized credit terms and Finance Plans. Part-time employment service to students. Help in making housing arrangements.

VETERANS OR NON-VETERANS

Coyne training is offered to Veterans and Non-Veterans alike. We'll send Bulletin giving full information. Send coupon for details.



TELEVISION—RADIO ELECTRONICS

Great opportunity for a good job or your own business in one of America's fastest growing branches of Electronics! New stations by the hundreds... new sets by the millions... and now Color TV... all means greater opportunities in Sales and Service. Separate courses in Radio-Television or in combination with Electricity-Electronics available. Coupon brings details.

Mail coupon for big free book!

48 Page Illustrated Book, "Guide to Careers" gives you all the facts. Whether you prefer Electricity-Television-Radio or Combined Electronics Training this book describes all training offered.

Information comes by mail. No obligation and no salesman will call.



1. You are told the how and why of each job.



2. You're shown how to do it by trained instructors.



3. You do the jobs yourself on finest equipment.

Coyne Electrical School, Dept. 78-2A
500 S. Paulina St., Chicago 12, Ill.

Send FREE BOOK, "Guide to Careers," and details of all training you offer.

Name _____

Address _____

City _____ State _____

(I understand no Salesman will call.)

D. W. COYNE JR., President **COYNE** FOUNDED 1899
ELECTRICAL SCHOOL

A Technical Trade Institute Operated Not For Profit
500 S. Paulina Street, Chicago, Dept. 78-2A
ELECTRICITY • RADIO • TELEVISION • REFRIGERATION • ELECTRONICS

POPULAR ELECTRONICS

Average Net Paid Circulation 267,136 (Subject to Audit)

Editor & Publisher
OLIVER READ, W1ET1

Managing Editor
VIN ZELUFF, W2HSU

Technical Editor
LARRY KLEIN

Associate Editors
MIKE BIENSTOCK
MARGARET MAGNA

Editorial Assistant
DOLORES GIMBEL

Contributing Editors
H. BENNETT **L. E. GARNER, Jr.**
H. S. BRIER **H. POLLACK**
J. T. FRYE **R. P. TURNER**

Art Editor
ALFONS J. REICH

Art and Drafting Dept.
J. A. ROTH
W. K. VAHLSING
M. WHELPLEY

Advertising Director
JOHN A. RONAN, JR.

Advertising Manager
WILLIAM G. McROY

COMING NEXT MONTH



(ON SALE OCTOBER 23)

ZIFF-DAVIS PUBLISHING CO., One Park Ave., New York 16, N. Y. William Ziff, President; W. Bradford Briggs, Vice President; Michael Michaelson, Vice President and Circulation Director; Hershel B. Sarbin, Secretary; Albert Gruen, Art Director.



Member
Audit Bureau
of Circulations



BRANCH OFFICES: Midwestern Office, 434 S. Wabash Ave., Chicago 5, Ill.; Jim Weakley, advertising manager; Western Office, Room 412, 215 W. 7th St., Los Angeles 17, Calif.; John E. Payne, Manager.

Foreign Advertising Representatives: D. A. Goodall Ltd., London; Albert Millhado & Co., Antwerp and Dusseldorf.

We will present "Tic-Tac-Toe" next month, a project that many readers have wanted to construct for a long time. Our cover will show a man explaining the game to the girl who will play against the machine. If she isn't careful, the machine will beat her—it contains simple computer circuits that have been programmed to win. The equipment was designed by a high school teacher, David D. Lockhart, of Wyandotte, Mich., and author of the accompanying article telling how to build the unit.

How to expand your DX listening to include ships at sea . . . how the language barrier between nations can be broken by electronics . . . how to build a high-gain antenna for receiving signals from the satellites . . . these are only a few of the many other articles scheduled for the November issue.

SUBSCRIPTION SERVICE: Forms 3579 and all subscription correspondence should be addressed to Circulation Department, 434 South Wabash Avenue, Chicago 5, Illinois. Please allow at least four weeks for change of address. Include your old address as well as new—enclosing if possible an address label from a recent issue.

CONTRIBUTORS: Contributors are advised to retain a copy of their manuscripts and illustrations. Contributions should be mailed to the New York Editorial Office and must be accompanied by return postage. Contributions will be handled with reasonable care, but this magazine assumes no responsibility for their safety. Any copy accepted is subject to whatever adaptations and revisions are necessary to meet the requirements of this publication. Payment covers all author's, contributor's and contestant's rights, titles, and interest in and to the material accepted and will be made at our current rates upon acceptance. All photos and drawings will be considered as part of material purchased.

FREE FACTS FOR MEN 17-55!

Prepare In Spare Time For Profitable Jobs

ELECTRONICS

AS USED IN

GUIDED MISSILES

TELEVISION — RADAR — MICRO-WAVES, ETC.

No Advanced Education or Previous Technical Experience Required!

A man doesn't even have to know how to splice a lamp cord or use a soldering iron to be eligible to prepare in his spare time at home to enter the big opportunity field of Electronics. As a result, many laborers and bookkeepers, store clerks, shop men, farmers, and men of nearly every calling—have taken the DeVry Tech program, and today have good jobs or service shops of their own in Electronics.

Marvels of Electronics

Satellites, guided missiles, and other marvels made possible by Electronics bring us into a new era of wonderment and opportunity!

Employment Service



Puts you in touch with job opportunities—as helps you toward a better position in the plant where you are now employed.

Draft Age?

We have valuable information for every man of draft age, so if you are subject to military service, be sure to check the coupon.

KEEP YOUR JOB!

As you train for a good opportunity that pays real money in Electronics, you won't have to interfere with your present job. Your chances of preparing to enter Electronics need not be held back because of the job you hold today. Send coupon for full facts!

Prepare NOW

At Home or at our Chicago or Toronto Laboratories!

Use part of the income from the job you have today to prepare at home for a highly interesting and profitable career tomorrow! Or, come to Chicago or Toronto and train full time in well-equipped laboratories. It is probably easier than you think. Send coupon for FREE FACTS!

"One of North America's Finest Electronics Training Centers"

Accredited Member of National Home Study Council



DeVRY TECHNICAL INSTITUTE

CHICAGO 48, ILLINOIS

Formerly DeFOREST'S TRAINING, INC.



Sample Booklet FREE!

We'll give you a free copy of an interesting booklet, "Electronics and YOU." See for yourself how you may take advantage of the opportunities in this fast-growing field.

DeVRY TECHNICAL INSTITUTE

4141 Belmont Ave., Chicago 41, Ill., Dept. PE-10-0

Please give me your FREE booklet, "Electronics and YOU," and tell me how I may prepare to enter one or more branches of Electronics.

Name _____ Age _____

Street _____ PLEASE PRINT Apt. _____

City _____ Zone _____ State _____

Check here if subject to Military Training.

DeVry Tech's Canadian Training Center is located at
2033 626 Roselawn Avenue, Toronto 12, Ontario

BARGAIN BUYS

from WHOLESALE RADIO

Best from Europe! Sensationally Priced

HI-FI SPEAKERS

Double Cone for Full Response
FOR MONAURAL OR STEREO

12" - 20 Watts

reg. 29.95

- 40-15,000 cps
- 12 oz. magnet
- 4 to 8 ohms

9⁹⁵

8" - 8 Watts

reg. 9.95

- 50-13,000 cps
- 6 oz. magnet
- 4 to 8 ohms

5⁹⁵

HI-FI Value! Compare with \$44 units!

ENCLOSURE

For 12" or 15" speaker

Size: 22³/₄" H x 20" W x 15¹/₂" D. Not a kit! Completely assembled. Ready to paint or varnish.

19⁹⁵



INDUSTRO TRANSISTORS

- 2N359—radio audio output 1.50
- 2N363—radio audio driver 1.15
- 2N414—gen'l purpose H.F. 2.00
- 2N481—radio osc. 1.44

We have complete line of
NORTH HILLS ELECTRIC COILS

- For immediate delivery
- 120 A to 120 K coils... 95¢
 - F-120 coil form 65¢
 - S-120 shield can 25¢
- For R.F.-I.F. applications

RECORDING TAPE

- Lots of 3—1.69, 6—1.65, 12—1.59 ea.

179

FR-7
1200 ft.

Jiffy
Tape Splicer
1.50

COMPLETE! 2 Station INTER-COM

Masco E-Z TALK, 50' cable incl. A.C.-D.C.

13⁸⁰

Save \$6.05 Reg. \$33

WEBCOR

4 SPEED CHANGER

Magic mind **26⁹⁵**

Wood Base mah. or blond. 3.95

Philmore Portable TRANSISTOR RADIO KIT

With 4" PM Loud Speaker
2 transistors & diode. Plastic cab. All parts, instructions incl. Less batt. TR-22 Kit. **12.94**
Burgess P-6 9 V. Battery 77¢
TR-9 kit with ear phone 6.95

WHOLESALE RADIO PARTS, INC.

Baltimore, Md.
311 W. Baltimore St.
MU 5-2134

York, Pa.
1650 Whiteford Rd., Box 783
York 7881

Write for our bargain filled "Best Buys Catalog"



By JOHN T. FRYE

Too Close for Comfort

CARL AND JERRY were standing on the sodden bank of the flooding river watching city employees working desperately to string new guy wires on a steel tower. The tower, standing right on the bank of the river, supported high-tension cables that followed the river to that point and then made a turn to cross the broad stream.

Heavy guy wires supported the tower against this side strain, but the incessant fall rains had so soaked the ground that the buried guy-anchors were pulled up, and the tower leaned crazily toward the river. The slackened high-voltage wires sagged to within scant inches of the churning, muddy surface of the river at mid-stream.

"Okay, men," said Police Chief Morton, who was directing operations; "that's about all we can do. I've sent a man on a cycle over to the power station at Garden City to tell them about it, and they'll be over as quickly as they can get here with equipment to pull that tower back straight.

"Let's just pray something doesn't come floating down and touch that 132,000-volt line. If it does, this whole city will be without power; and with the river already above flood stage, that's all we need."

Carl, holding the radio-controlled model plane he and Jerry had been flying above his head to keep it from being damaged by the surging crowd, edged closer to the chief. "How come you don't use the telephone or your radio to get the power company?"

"That sizzling thunderstorm and the high wind we had last night knocked out all the lines between here and Garden City. It also wrecked the antenna system of the police radio over there. I sure hope that water-logged old tree stays put," the chief added anxiously, as he stared at the bare limbs of a huge dead sycamore that was snagged on the bottom some hundred yards directly upstream from where the power lines nearly touched the water.

Suddenly Jerry, whose black eyes missed

Always say you saw it in—POPULAR ELECTRONICS

Learn Electronics

PREPARE FOR YOUR F. C. C. LICENSE—YOUR TICKET TO A BETTER JOB AND HIGHER PAY!

F.C.C. LICENSE—THE KEY TO BETTER JOBS

An F.C.C. *commercial* (not amateur) license is your ticket to higher pay and more interesting employment. This license is Federal Government evidence of your qualifications in electronics. Employers are eager to hire *licensed* technicians.

WHICH LICENSE FOR WHICH JOB?

The **THIRD CLASS** radiotelephone license is of value primarily in that it qualifies you to take the second class examination. The scope of authority covered by a third class license is extremely limited.

The **SECOND CLASS** radiotelephone license qualifies you to install, maintain and operate most all radiotelephone equipment except commercial broadcast station equipment.

The **FIRST CLASS** radiotelephone license qualifies you to install, maintain and operate every type of radiotelephone equipment (except amateur) including all radio and television stations in the United States, its territories and possessions. This is the highest class of radiotelephone license available.

GRANTHAM TRAINING PREPARES YOU

The Grantham Communications Electronics Course prepares you for a **FIRST CLASS** F.C.C. license, and it does this by **TEACHING** you electronics. Each point is covered simply and in detail, with emphasis on making the subject easy to understand. The organization of the subject matter is such that you progress, step-by-step, to your specific objective—a first class F.C.C. license.

CORRESPONDENCE OR RESIDENCE CLASSES

Grantham training is available by correspondence or in resident classes. Either way (residence or correspondence), we train you quickly and well—**NO** previous training required. A beginner may qualify for his first class license in as little as 12 weeks.

THREE COMPLETE SCHOOLS: To better serve our many students throughout the entire country, Grantham School of Electronics maintains three complete schools—one in Washington, D.C., one in Hollywood, Calif., and one in Seattle, Wash. All schools offer the same rapid courses in F.C.C. license preparation, either home study or resident classes.

This booklet

FREE!



This free booklet gives details of our training and explains what an F.C.C. license can do for your future.

GET YOUR FIRST CLASS COMMERCIAL F.C.C. License in 12 Weeks!

HERE'S PROOF...

that Grantham students prepare for F.C.C. examinations in a minimum of time. Here is a list of a few of our recent graduates, the class of license they got, and how long it took them:

	License	Weeks
Henry M. Best, 1003 Vermont St., Fremont, W.C.	1st	11
Harold V. Jones, P.O. Box 705, Alamogordo, N. Mex.	1st	13
Michael F. Apherle, 916 Townsend St., Chester, Pa.	1st	12
Norman R. Cook, 130 Olive St., Neodeska, Kan.	1st	12
Antone Mello, 68 Union Street, Nantucket, Mass.	1st	10
John Ward, 407 E. Cowden Ave., Midland, Texas	1st	10
F. T. Verga, 538 - 7th Street, Buffalo, N.Y.	1st	12
Philip J. Hooks, 4825 N. Capitol, N.W., Washington, D.C.	1st	12
Anthony Giaquinta, 404 Dale Dr., Silver Springs, Md.	1st	12
J. Milton Condit, 1312 N. 78th Street, Seattle, Wash.	1st	8
James W. Reichard, 707 Arlington Street, Tamaqua, Pa.	1st	8
G. Carl Patschke, 3220 Conn. Ave., NW, Washington, D.C.	1st	12

GRANTHAM SCHOOL OF ELECTRONICS

WASHINGTON
D.C.

821 - 19th Street, N.W. (ST 3-3614)
Washington, D.C.

HOLLYWOOD
CALIF.

1505 N. Western Ave. (HO 7-7727)
Hollywood, Calif.

SEATTLE
WASH.

408 Marion Street (MA 2-7227)
Seattle, Wash.

MAIL COUPON TO SCHOOL NEAREST YOU

(Mail in envelope or paste on postal card)

To: **GRANTHAM SCHOOL OF ELECTRONICS**
Desk 83-R • Washington • Hollywood • Seattle



Gentlemen:


Please send me your free booklet telling how I can get my commercial F.C.C. license quickly. I understand there is no obligation and no salesman will call.

Name _____ Age _____

Address _____

City _____ State _____

I am interested in: Home Study, Resident Classes



DC to 5 Mc

5 Wide-Band

OSCILLOSCOPE KIT

by

PACO

Model S-55 \$87⁵⁰

The PACO Model S-55 is an outstanding addition to the only line of kits engineered and produced under the auspices of a major test equipment manufacturer. PACO kits are backed by over 26 years of **PRECISION** experience in the development of a world-renowned line of quality electronic instruments.

This new, high-sensitivity, extra-wide band, DC oscilloscope has been especially engineered for ultra-low-frequency analysis as well as for high-frequency color TV applications.

FEATURES & SPECIFICATIONS

- **VERTICAL CHANNEL**—3 stage push-pull
SENSITIVITY: DC—70 mv/in.; AC—25 mv RMS/in.
FREQ. RESPONSE:
DC—Within 3 db to 4.5 Mc. and 5 db at 5 Mc.
AC—Within 3 db 1 cps to 4.5 Mc. and 5 db at 5 Mc.
RISE TIME: Better than .08 microseconds
INPUT IMPEDANCE: 1.5 megohms shunted by 33 mmfd
VERTICAL-INPUT STEP ATTENUATOR
VERTICAL POLARITY REVERSAL SWITCH
- **HORIZONTAL CHANNEL**—push-pull output
SENSITIVITY: 0.6 v RMS/in.
FREQ. RESPONSE: Within 3 db from 1 cps to 400 Kc
INPUT IMPEDANCE: 5 megohms shunted by 23 mmfd
- **LINEAR TIME BASE:** 10 cps to 100 Kc, TV-V and TV-H, plus provisions for external capacitor sweep to 1 cps.
- **ILLUMINATED GRATICULE AND CAMERA-MOUNT BEZEL**

MODEL S-55: Complete with PACO-detailed assembly-operating manual. In louvred steel cabinet. 13³/₈" x 8³/₄" x 1⁷/₄"
Kit, Net Price: \$87.50

See complete PACO line at your local electronic distributor. Ask for free comprehensive, descriptive catalog.



Model B-10 Battery Eliminator
Kit, Net Price: \$41.95



Model C-20 Resistance-Capacity-Ratio Bridge
Kit, Net Price: \$20.95



Model G-30 RF Signal Generator
Kit, Net Price: \$28.50




Model M-40 High-Sensitivity V-O-M
Kit, Net Price: \$31.50



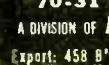
Model S-50 5" Cathode Ray Oscilloscope
Kit, Net Price: \$49.50




Model T-60 Tube Checker
Kit, Net Price: \$38.75



Model T-65 Transistor & Crystal Diode Tester
Kit, Net Price: \$39.95



Model V-70 Vacuum Tube Voltmeter
Kit, Net Price: \$31.50



Model Z-80 RF-AF Signal Tracer
Kit, Net Price: \$29.50

▶ PACO kits also available factory-wired, tested, calibrated. ◀

PACO ELECTRONICS CO., INC.

70-31 84th Street, Glendale 27, L.I., N.Y.

A DIVISION OF **PRECISION** Apparatus Company, Inc.

Export: 458 B'way., N. Y. 13 • Canada: Atlas Radio Corp., Toronto 19

Carl & Jerry (Continued from page 8)

very little, shouted: "Hey, Chief, look what's coming down the river!"

A mutter of astonishment that was almost a groan swept through the people on the bank as their eyes followed Jerry's pudgy, pointing finger. Two young men—they looked to be in their late teens—were floating down the middle of the river in a rubber raft. Wearing only bathing suits, they were waving gaily at the staring people on the bank and were obviously quite pleased at the daring picture they were certain they were creating.

"There's never a disaster without some thoughtless fools to make it worse!" the police chief muttered from bitter experience as he grabbed an electronic megaphone from a nearby emergency truck and started running along the bank toward the approaching raft.

"That wire below you is carrying 132,000 volts! Don't go near it!" he shouted, speaking as distinctly as he could.

Immediately the boys stopped clowning and stared in fascination at the deadly loop of wire toward which the river was carrying them so swiftly. Suddenly they grabbed paddles from the bottom of the raft and began frantically driving their clumsy craft toward the sunken tree. They just made it, and grabbed hold of the naked white branches sticking above the surface.

"Whe-w-w-w, that was close!" the chief said, setting the megaphone on the ground.

A wave of sound from the people behind him snapped his head up just in time to see the great tree roll ponderously over and start moving down-stream. As it rolled, one of the tree's huge branches came squarely down across the raft and shoved



... Jerry, whose eyes missed very little, shouted: "Hey, Chief, look what's coming down the river!" ...

Always say you saw it in—POPULAR ELECTRONICS

NOW!
at a price
you can afford!

MAKE MORE MONEY in TELEVISION RADIO-ELECTRONICS

**BETTER...MORE COMPLETE...LOWER COST...
WITH NATIONAL SCHOOLS SHOP-METHOD
HOME TRAINING!**

BETTER... Training that is proved and tested in Resident School shops and laboratories, by a School that is the **OLDEST** and **LARGEST** of its kind in the world

MORE COMPLETE... You learn **ALL PHASES** of *Television-Radio-Electronics*.

LOWER COST... Other schools make several courses out of the material! in our **ONE MASTER COURSE**... and you pay more for less training than you get in our course at **ONE LOW TUITION!**



These **TWO FREE** books will show you how!

You get all information by mail... You make your own decision... at home! **NO SALESMAN WILL CALL!**

TOP PAY... UNLIMITED OPPORTUNITIES LIFETIME SECURITY CAN BE YOURS!

You are needed in the Television, Radio, and Electronics industry! Trained technicians are in growing demand at excellent pay—in **ALL PHASES**, including Servicing, Manufacturing, Broadcasting and Communications, Automation, Radar, Government Missile Projects.

NATIONAL SCHOOLS SHOP-METHOD HOME TRAINING, with newly added lessons and equipment, trains you in your spare time at home, for these unlimited opportunities, including many technical jobs leading to supervisory positions.

YOU LEARN BY BUILDING EQUIPMENT WITH KITS AND PARTS WE SEND YOU. Your National Schools course includes thorough *Practical* training—**YOU LEARN BY DOING!** We send you complete standard equipment of professional quality for building various experimental and test units. You advance step by step, perform more than 100 experiments, and you build a complete TV set from the ground up, that is yours to keep! A big, new TV picture tube is included at no extra charge.

EARN AS YOU LEARN. We'll show you how to earn extra money right from the start. Many of our students pay for their course—and more—while studying. So can you!

RESIDENT TRAINING AT LOS ANGELES

If you wish to take your training in our Resident School at Los Angeles, the world's TV capital, start **NOW** in our big, modern Shops, Labs and Radio-TV Studios. Here you work with latest Electronic equipment... professionally installed... finest, most complete facilities offered by any school. Expert, friendly instructors. Personal attention. Graduate Employment Service. Help in finding home near school... and part time job while you learn. Check box in coupon for full information.

LESSONS AND INSTRUCTION MATERIAL ARE UP-TO-DATE, PRACTICAL, INTERESTING. Every National Schools Shop-Method lesson is made easy to understand by numerous illustrations and diagrams. All instruction material has been developed and tested in our own Resident School Shops, Laboratories and Studios.

SEND FOR INFORMATION TODAY... it can mean the difference between **SUCCESS** and failure for you! Send for your **FREE BOOK** "Your Future in Television-Radio-Electronics" and **FREE Sample Lesson**. Do it **TODAY**, while you are thinking about your future. It doesn't cost you anything to investigate!

GET THE BENEFITS OF OUR OVER 50 YEARS EXPERIENCE

Approved for
GI Training



NATIONAL SCHOOLS
Los Angeles 37, Calif.

YOU GET...

- 19 Big Kits—**YOURS TO KEEP!**
- Friendly Instruction and Guidance
- Job Placement Service
- Unlimited Consultation
- Diploma—Recognized by Industry
- **EVERYTHING YOU NEED FOR SUCCESS!**

**SHOP-METHOD HOME TRAINING
COVERS ALL PHASES OF INDUSTRY**

1. Television, including Color TV
2. Radio AM & FM
3. Electronics for Guided Missiles
4. Sound Recording and Hi-Fidelity
5. FCC License
6. Automation and Computers
7. Radar & Micro-Waves
8. Broadcasting and Communications

NATIONAL TECHNICAL SCHOOLS

WORLD-WIDE TRAINING SINCE 1905


MAIL NOW TO
NATIONAL SCHOOLS, Dept R2G-108
4000 S. FIGUEROA ST. LOS ANGELES 37, CALIF.

Rush free TV-Radio "Opportunity" Book and sample lesson. No salesman will call.


NAME _____ AGE _____
ADDRESS _____
CITY _____ ZONE _____ STATE _____

Check if interested **ONLY** in Resident School training at Los Angeles
VETERANS: Give date of Discharge _____

Free!



New



D-58 CATALOG

at your
Authorized
ERIE DISTRIBUTOR

The new ERIE D-58 Catalog, including the complete and enlarged line of ERIE Electronic Components is ready. Your authorized ERIE Distributor has a copy for you. If he can't supply you, write us, giving his name.

Make the ERIE Catalog
Your Catalog



Carl & Jerry (Continued from page 10)

it and its passengers beneath the surface.

The tree moved only a few feet before it caught and held again. At the same time, the red rubber raft bobbed to the surface. One youth was still lying across it, and the head of the other popped to the surface beside the raft. Quickly the boy clambered aboard and began shaking the inert body of his companion. Even from the shore blood could be seen oozing from a cut on the head of the unconscious boy.

THE PEOPLE on the bank began to scream, and Chief Morton snatched up his megaphone and bellowed: "Look out! You're drifting away from the tree!"

The boy kneeling in the raft looked up and made a desperate grab at the very last branch on the down-stream end of the tree. His hand closed around it, and slowly, with great effort, he pulled the raft up alongside the brittle limb. With his other hand, he kept the face of his wounded companion out of the muddy water that nearly filled the hollow space inside the raft.

"You better get them out of there," a man yelled from the crowd. "That tree won't stay put long, and that kid can't hang on very long, either."

"Sure, sure!" the police chief answered bitterly as he glanced wildly about; "but how? There's no chance of throwing a rope a hundred yards or so. It will take us at least a half hour to get a boat here with a motor on it big enough to do any good in that current."

"If the power could just be cut off that line," Jerry murmured.

"It's worth a try," the chief said as he ran to his car. He snatched the radio mike out of its holder, and called an order in to head-



... His hand closed around it, and slowly, with great effort, he pulled the raft up alongside ...

Always say you saw it in—POPULAR ELECTRONICS

CHRISTY'S *Complete* ELECTRONIC COURSE

Learn

TELEVISION, RADIO, RADAR, SONAR, ELECTRONICS



Only CTS offers you **COMPLETE** training in all phases of Electronics. Why be satisfied with less? The new Christy Shop-Method Home Training makes learning interesting and easy. You learn Radar, Sonar, Electronics, Radio, Television. No previous experience needed. You learn by working with actual equipment. Makes learning fun. Speeds your progress. Helps you understand quicker and remember longer.

You get comprehensive training starting with your first CTS lesson! The complete knowledge CTS provides you with, gives you a broader knowledge, a greater understanding which will mean more jobs and a higher income for you for the rest of your life.

HOME LABORATORY SENT! 19 TRAINING INSTRUMENTS INCLUDED

With CTS **COMPLETE** Home Training Course, you receive a Home Laboratory to assemble, use and keep for years of peak performance. You receive a Multi-Tester, Oscillator, Signal Tracer, Oscilloscope, Signal Generator, Electronic Timer, Regenerative Radio, Giant-size Television Receiver (optional) as well as many other valuable electronic devices. With these you will be able to make hundreds upon hundreds of exciting experiments.

EARN WHILE YOU LEARN! EARN \$5.00—\$6.00 PER HOUR

Or **MORE** while still studying! Almost from the very first you receive training that enables you to repair radios and television sets for friends and neighbors. To install and service electronic computers, communication equipment, protective equipment for police and fire departments, etc., etc.

FREE BOOK—SAMPLE LESSONS SENT

Get all there is to know about the Christy **COMPLETE** Electronic Course in Radio-Television-Radar-Sonar, etc. A complete, colorful, illustrated book on Electronics sent without obligation.

Also, we will send you Two sample lessons showing how the new CTS Shop-Method Home Training Course will train you for making big money in your spare time and for building a bright future for yourself.

CHRISTY TRADES SCHOOL, Dept. T-109, 3214-16 W. Lawrence Ave., Chicago 25

SIGN, MAIL FOR THREE BOOKS

Christy Trades School, Dept. T-109, 3214-16 W. Lawrence Ave., Chicago 25, Ill.

Gentlemen:

Please send me, without cost or obligation, two **FREE** lessons and the new 24-Page illustrated book telling all about the CTS Master Shop Method Home Training Course in Radar, Sonar, Television, Radio and Electronics, and the many opportunities this new field offers.

Name..... Age.....


Address

City..... Zone... State.....



**MAIL COUPON
TODAY FOR
CATALOG!**

GET MORE WORK OUT OF YOUR OSCILLOSCOPE



Learn to service
ANY radio or TV
faster . . . with the
handiest instrument of all!

Here, in a new 2nd edition, is THE book that really shows you how to use oscilloscopes!

Clearly as A-B-C, MODERN OSCILLOSCOPES AND THEIR USES tells you exactly when, where and how. You learn to locate either AM or FM radio or television troubles in a jiffy. Tough realignment jobs are made easy. No involved mathematics! Every detail is clearly explained—from making connections to adjusting circuit components and

setting oscilloscope controls. And you learn to analyze patterns fast and RIGHT! Includes latest data on use of scopes in color TV, industrial electronics, teaching . . . even in atomic energy work. Contains 326 pages and over 400 clear pictures. Dozens of pattern photos make things doubly clear. Price only \$6.50. Use coupon for 10-day free trial.

DON'T THROW OLD RADIOS AWAY!



This giant book shows
exactly how to fix them
. . . without a lot of
previous experience!

Just look up the how-to-do-it data on that old radio you want to fix!

Four times out of 5, this giant, 3½-pound, 744-page Ghirardi RADIO TROUBLESHOOTER'S HANDBOOK gives exactly the information you need. Tells what is likely to be causing the trouble . . . shows how to fix it. Covers practically every radio receiver model made by 202 manufacturers between 1925 and 1942. Using it, even beginners can easily fix old sets which might otherwise be thrown away because service information is lacking. With a few simple repairs, most of these old sets can be made to operate perfectly for years to come.

Included are common trouble symptoms and their remedies for over 4,800 models of old home, auto radios and record changers: Airline, Apex, Arvin, Atwater Kent, Belmont, Bosch, Brunswick, Clarion, Crosley, Emerson, Fada, G-E, Kolster, Majestic, Motorola, Philco, Pilot, RCA, Silvertone, Sparton, Stromberg and dozens more. Includes hundreds of pages of invaluable old time tube and component data, service short cuts, etc. Price \$6.95—10-day free trial.

PRACTICE 10 DAYS FREE!

Dept. PE-108, RINEHART & CO., INC.,
232 Madison Ave., New York 16, N. Y.

Send book(s) checked below for free examination. In 10 days, I will either send price shown (plus postage) or return books postpaid and owe nothing.

MODERN OSCILLOSCOPES AND THEIR USES, \$6.50 RADIO TROUBLESHOOTER'S HANDBOOK, \$6.95

SAVE! Send cash with order and we pay postage. Same 10-day return privilege.

Name

Address

City, Zone, State

OUTSIDE U.S.A.—Add 50¢ to each book, cash with order only. Same 10-day return privilege with money refunded.

Carl & Jerry (Continued from page 14)

as his hands nervously clutched the radio-control unit; "start it and let it go. And if you ever did a good job of hand-launching, do it now. One chance is all we'll have."


The motor broke into a snarl at the second spin of the propeller. Carl's big hand held the plane steady for a moment, then his long arm snapped it forward and slightly down toward the surface of the water. For a split second, it seemed that the little model was going to dive straight into the muddy froth, but instead it curved upward and to the left in a graceful zoom and started climbing in a fairly tight spiral.

"What's the matter? Can't you control it? Send it out to the boy!" a man shouted in Jerry's ear.

Chief Morton thrust him roughly aside as Jerry answered without taking his eyes off the string that led up into the sky like a miniature version of the Indian rope trick: "We've got to get enough altitude so the string can be carried without touching the water. If that twine gets into the water, the plane will be dragged down. The higher it flies, the less drag we'll have to put on the string to keep it out of the river."

As he finished speaking, the little plane had climbed until it looked pitifully small and frail against the gray overcast. Jerry changed the controls on the box he held in his hand, and the model headed straight out across the river with the white string trailing in a graceful curve beneath it.

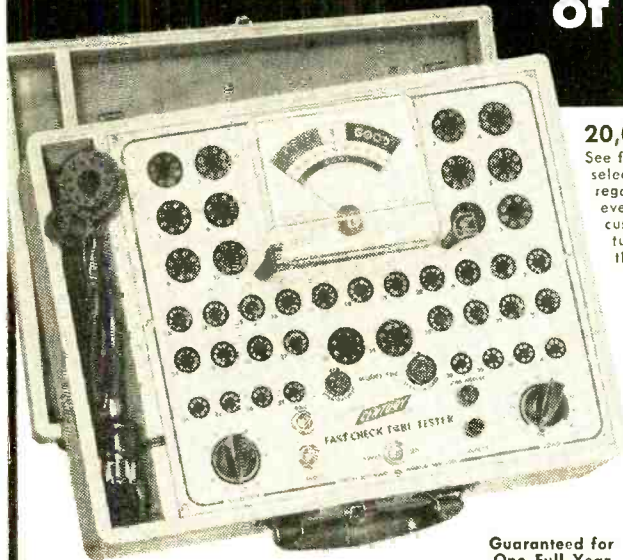
Chief Morton was using his megaphone to explain to the boy on the raft what they were trying to do. Carl was paying out the string with all the careful skill of a fisherman trying to land a two-pound trout on a



. . . Carl paid out the string like a fisherman trying to land a two-pound trout on a five-ounce thread . . .

Always say you saw it in—POPULAR ELECTRONICS

NO OTHER TUBE TESTER MADE- AT ANY PRICE—can MATCH the VALUE of the CENTURY FAST-CHECK



Dimensions: Width: 14 $\frac{5}{8}$ "
Height: 11 $\frac{1}{4}$ " Depth: 4 $\frac{3}{8}$ "

Special compartment accommodates line cord and Picture Tube Test Adapter

Picture Tube Test Adapter Included With Fast-Check

Enables you to check all picture tubes (including the new short-neck 110 degree type) for cathode emission, shorts and life expectancy... also to rejuvenate weak picture tubes. This feature eliminates the need of carrying extra instruments and makes the FC-2 truly an all-around tube tester.

FAST-CHECK'S low price is made possible because you are buying direct from the manufacturer.

Model FC-2—housed in rugged oak carrying case complete with CRT adapter...

Guaranteed for One Full Year

\$69⁵⁰
Net only

20,000 SERVICEMEN CAN'T BE WRONG!

See for yourself—AT NO RISK—why over 20,000 servicemen selected the FAST-CHECK above all other tube testers—regardless of price. With the FAST-CHECK you will make every call pay extra dividends by merely showing your customer the actual condition and life expectancy of the tube. The extra tubes you will sell each day will pay for the FAST-CHECK in a very short time.

Just 2 settings on the **FAST-CHECK TUBE TESTER** tests over 650 tube types completely, accurately—**AND IN SECONDS!**

- **POSITIVELY CANNOT BECOME OBSOLETE**
Circuitry is engineered to accommodate all future tube types as they come out. New tube listings are furnished periodically at no cost.
- **NO TIME CONSUMING MULTIPLE SWITCHING**
Only two settings are required instead of banks of switches on conventional testers.
- **NO ANNOYING ROLL CHART CHECKING**
Tube chart listing over 650 tube types is conveniently located inside FAST-CHECK cover. New tube listings are easily added without costly roll chart replacement.

COMPARE FAST-CHECK WITH OTHER TESTERS RANGING FROM \$40 TO \$200

RANGE OF OPERATION

- ✓ Checks quality of over 650 tube types, which cover more than 99% of all tubes in use today, including the newest series-string TV tubes, auto 12 plate-volt tubes, OZ4s, magic eye tubes, gas regulators, special purpose hi-fi tubes and even foreign tubes.
- ✓ Checks for inter-element shorts and leakage.
- ✓ Checks for gas content.
- ✓ Checks for life-expectancy.

IMPORTANT FEATURES

- Checks each section of multi-section tubes and if only one section is defective the tube will read "Bad" on the meter scale
- Less than 10 seconds required to test any tube
- 41 long lasting phosphor-bronze tube sockets accommodate all present and future tube types... cannot become obsolete
- 7-pin and 9-pin straighteners mounted on panel
- Large D'Arsonval type meter is extremely sensitive yet rugged—fully protected against accidental burn-out
- Special scale on meter for low current tubes
- New tube listings furnished periodically at no cost
- Compensation for line voltage variation.

Other testers may have some of the above features... but only the **FAST-CHECK** has them all!

SHIPPED ON APPROVAL FOR 10 DAY FREE TRIAL

Try the FC-2 before you buy it! No obligation to buy.

PAY IN SMALL MONTHLY PAYMENTS

Easy to buy if you're satisfied. Pay at net cash price... no financing charges.

NO MONEY REQUIRED WITH ORDER...

CENTURY ELECTRONICS CO., Inc., 111 ROOSEVELT AVENUE Dept. 310, Mineola, N. Y.

Rush the FAST-CHECK for a 10 day trial period. If not completely satisfied I will return the instrument within 10 days without further obligation. If fully satisfied I agree to pay the down payment within 10 days and the monthly installments as shown. No financing charges are to be added.

MODEL FC-2 . . . \$69.50 — Pay \$14.50 within 10 days.
Balance \$11.00 monthly for 5 months.

Name

Address

City State

F.O.B., Mineola, N.Y.

By Design . . .

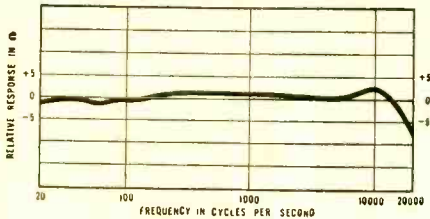
COLUMBIA CD

Most Linear

.....

STEREO CARTRIDGE

RESPONSE OF COLUMBIA CD CARTRIDGE




In the Columbia Constant Displacement cartridge, motion of the stylus is transmitted directly to the two wafers that generate the output voltages. This is accomplished by a simple lever, frictionless and featherweight. The precise mechanical design assures that, regardless of frequency, the output voltage is essentially constant for a given displacement of the stylus.

Discover for yourself that the Columbia Constant Displacement cartridge is designed to reproduce *all* the exciting breadth, depth and realism of stereo records. Remember, this cartridge was designed by Columbia Records drawing on its over 60 years of recording experience. Get the best. Insist on the Columbia Constant Displacement cartridge.



Columbia
Model SC-1 . . .
Cost \$24.25



SPECIFICATIONS

Diamond stylus 0.0008 inch radius
 Recommended needle force 5 to 7 grams
 High compliance . . . superior tracking, reproduction
 Open-circuit voltage 0.5 volts
 Extended stereo range, ± 2.5 db . . 20 to 16,000 cps
 Channel separation in excess of 20 db
 Complete compatibility stereo and monaural
 4 speeds $33\frac{1}{3}$, 45, 78 and $16\frac{2}{3}$

CBS-HYTRON, Danvers, Massachusetts
 A Division of Columbia Broadcasting System, Inc.

Carl & Jerry (Continued from page 16)

five-ounce thread. The boy on the raft had managed to throw one leg over the limb and had propped his unconscious friend's head up on the side of the raft so that both hands were free to try and catch the string.

As the little plane sailed farther out across the river, the string bellied closer and closer to the surface in spite of Carl's having climbed on top of the chief's car to keep his end of the twine as high as possible. He was afraid to put too much tension on it lest the plane be slowed down and go into a stall. It was hard to see the string, too, as it neared the raft; but suddenly the boy made a snatching motion with his hand, and a roar went up from the crowd as they saw he had the thin cord.

Jerry put the plane into a circle over the raft, and the men on the river bank quickly broke the string and attached it to the end of the rope. The boy broke the string at his end, too, so as to free the plane, and began hauling out the rope hand over hand. Just as his eager fingers closed over the rope, the tree rolled again and the rubber raft shot away down-stream toward the lethal wire.

Without a moment's hesitation, Chief Morton grabbed up the remaining coil of rope and started running directly away from the river up a side street. Carl jumped from the car top and grabbed hold of the rope right behind him.

The raft described a slow curve down-stream and toward the bank, and when it passed under the high-tension line, there was a good ten feet between the wire and the crouching figure of the boy below with the rope wrapped tightly around his wrist.

IT WAS ALL OVER in a few minutes. A waiting ambulance took the two boys to the hospital. Jerry landed the model plane without damage, and the people congratulated the two boys and the chief of police on the successful rescue. The chief countermanded his order to have the power cut off. He offered to drive Carl and Jerry home.

"Well, boys, you pulled it off again," he said with a tired grin as he drove slowly along; "but next time would you mind not cutting it quite so close? I know I aged ten years in ten minutes back there."

"Know exactly what you mean, Chief," Carl said, nodding soberly. "I'm going right home and look in the mirror for gray hairs myself!"

STUDY AT HOME

for a career in radio-tv-electronics

CREI prepares you quickly for success . . . in Electronic Engineering Technology, including Servomechanisms; Computers; Radar; Automation; Aeronautical Electronics; Broadcasting; Communications and Manufacturing, and the Electronic principles associated with guided missiles, telemetering, astronautics and instrumentation.

Benefits Felt Right Away

Almost immediately, you feel the benefits of CREI training. Your employer, when informed of your step toward advancement (only at your request), is certain to take new interest in you and in your future. What you learn in CREI Home Study can start helping you do a better job immediately.

CREI Home Study . . . Quick Way To Get There

Since 1927, CREI has given thousands of ambitious young men the technical knowledge that leads to more money and security. CREI can help you, too — if you really want to be helped. CREI lessons are prepared by experts in easy-to-understand form. There is a course of instruction geared to the field in which you want to specialize. Study at your convenience, at your rate of speed.

Industry Recognizes CREI Training

CREI courses are prepared with an eye to the needs and demands of industry, so your CREI diploma can open many doors for you. Countless CREI graduates now enjoy important, good-paying positions with America's most important companies. Many famous organizations have arranged CREI

group training for their personnel. To name a few: All American Cables and Radio, Inc.; Canadian Broadcasting Corporation; Columbia Broadcasting System; Gates Radio Company; Federal Electric Corp.; The Martin Company; Douglas Aircraft Co.; U. S. Information Agency (Voice of America); Canadian Limited; Trans-Canada Air Lines; United Air Lines.



Get This New Fact-Packed Booklet—It's Free!

Pays For Itself Quickly

Your very first raise could repay your investment in CREI Training, and leave you a profit the very first year. Increases in pay thereafter are pure profit, and you'll be prepared for many more promotions and pay raises.

If you have had a high school education, and experience in electronics—and realize the need of a high-level technical knowledge to make good in the better electronic jobs—you can qualify for CREI home study training. (Electronics experience is not required for admission to CREI Residence School.)

CREI also offers residence training in Washington, D. C. at the same high technical level. Day and evening classes start at regular intervals. Qualified residence school graduates earn degree as "Associate in Applied Science." Check coupon, or write, Capitol Radio Engineering Institute, Dept. 1210E, 3224 16th St. N.W., Wash. 10, D. C.

MAIL

COUPON

FOR

FREE

BOOKLET

CAPITOL RADIO ENGINEERING INSTITUTE

ECPD Accredited Technical Institute Curricula—Founded 1927

Dept. 1210E, 3224-16th St., N.W., Washington 10, D. C.

Please send me your course outline and FREE illustrated Booklet, "Your Future in the New World of Electronics" . . . describing opportunities and CREI Home Study courses in Practical Electronic Engineering Technology.

- CHECK Radar, Servo and Computer Engineering Technology
 FIELD OF Electronic Engineering Technology
 GREATEST Broadcast (AM, FM, TV) Engineering Technology
 INTEREST Television Engineering Technology
 Aeronautical Electronic Engineering Technology

Name..... Age.....

Street

City..... Zone..... State.....

Check: Home Study Residence School Korean Veteran

You can qualify for CREI home study training if you have had electronic education, or experience in electronics—and realize the need of a high level technical knowledge to make good in the better electronic jobs. (Electronics experience is not required for admission to CREI Residence School.) Please fill in the following information.

Employed By.....

Type of Present Work.....

Education:

Yrs. High School.....

Yrs. College.....

Electronics Experience.....

LETTERS FROM OUR READERS

It's the Greatest

■ I just finished the Card-File Transmitter (May, 1958) and it works fine in conjunction with my main rig for local calls, tests, and the like.

The only trouble I had was in tuning the transmitter. The transmitter would tune to resonance only when the plates of the variable capacitor were fully meshed. However, my best DX was to a friend two blocks away.

I then proceeded to retune the transmitter by the following method. First, I turned the transmitter and the station receiver on. I tuned the variable capacitor to maximum indication on the receiver S-meter. This time my friend said that I was overloading his receiver.

I recommend this little transmitter for anyone that needs a small standby rig, or for the beginning ham who would like to experiment on a small and easy-to-build transmitter.

RONALD L. FRIEDMAN
Bayside, 64, N. Y.

High-Gain FM Antenna

■ Could the long-long Yagi antenna described in the July issue of POPULAR ELECTRONICS be recut to cover the FM band of 88-108 megohms? I

live about 200 miles from Boston, Mass., and would like to receive fine music programs.

LOUIS MARDEN
Augusta, Maine

The dimensions given for the long-long Yagi are for 108 mc., but you could change these to fit any frequency between 88 and 108 mc. Results would depend also on how high you mount it and on the terrain between your location and Boston. Perhaps there are experimenters in Augusta that are receiving stations in the Boston area, and could make suggestions.

Tuning Problem with One-Tuber

■ I have just finished building the one tube hi-fi AM tuner in the June issue. I got along fine until I tried to line it up. I used the Miller coils and the 365- μ fd. dual called for in the list of materials, but I can't line up both ends of the dial. If I receive the stations on one end, I don't on the other, and vice versa.

W. MALONE, JR.
Lynchburg, Ohio

Be sure the tuning capacitor is a dual 365- μ fd. variable for tuned-radio-frequency circuits and not one with two different sections used with a superhet circuit. If the "TRF" capacitor is used, connect a signal generator to the antenna terminal of the tuner. Rotate the tuning capacitor so that the plates are fully meshed. Close down the compression-type trimmer capacitors on the tuning capacitor, and turn down the iron cores of

BECOME A HAM

WITH THE GATEWAY TO

amateur radio



- ★ HOW TO BECOME A RADIO AMATEUR
- ★ THE RADIO AMATEUR'S LICENSE MANUAL
- ★ LEARNING THE RADIOTELEGRAPH CODE
- ★ OPERATING AN AMATEUR RADIO STATION

Starting out in amateur radio you will find these publications a necessary part of your reading and studying for the coveted amateur radio operator's ticket. Written in clear, concise language, they help point the way for the beginner. Tried and proven by thousands upon thousands of amateurs, these ARRL publications are truly the "Gateway to Amateur Radio."

Only **\$1.50** For All Four
Postpaid Booklets

AMERICAN RADIO RELAY LEAGUE, Inc.
West Hartford 7, Connecticut

Name.....
Street.....
City.....State.....
Cash.....Check.....Money Order.....

B.I.C.
ENDORSED
QUALITY

Subject:

Stereo Cartridges and Garrard Players

We are supplying standard Garrard changers and turntables to stereo cartridge manufacturers for test purposes. Knowing of your interest in the newest developments—we reproduce with permission, some of the comments we have received.

Stereo performance is inherently extra-sensitive to such symptoms as rumble and wow. This makes the selection of record playing equipment even more critical than in the past.

Electro-Voice
INCORPORATED
BUCHANAN, MICHIGAN

The Garrard proved to be entirely compatible for stereophonic reproduction and we would have no hesitancy in recommending our cartridge for use in your changer.

Lawrence LeKashman
Lawrence LeKashman
Vice President, Sales



Fairchild RECORDING EQUIPMENT CORPORATION

We have tested our XP-4 rotating coil stereo cartridge with your Garrard changer and find that it is perfectly suitable for playing stereo or other records with this changer.

Ruben E. Carlson
Ruben E. Carlson
Vice President



Pickering and Comp. Inc.
ENGINEERS AND MANUFACTURERS

I think it will please you to know that we have used Garrard changers and Garrard Model 301 turntables in these tests and that the results have been eminently superior in every respect.

Walter O. Stanton
Walter O. Stanton,
President



For all records—stereo and monaural
insist on
Garrard
WORLD'S FINEST RECORD CHANGER

There is a Garrard for every high fidelity system
From \$32.50 to \$89.00

Mail this coupon for free Garrard Comperator Guide
Garrard Sales Corporation, Dept. GR-558
Port Washington, New York
Please send new Garrard Comperator Guide to
Name _____ Address _____ Zone _____
City _____ State _____



Any way you look at it!...
EMC leads in Quality Electronic
 Test Equipment, at Lowest Prices!

**NEW! EMC Model 301
 Speedi Tube Tester**

Precision crafted for checking tubes in seconds. Only 2 settings to make. Checks for shorts, leakages, and quality. Over 375 tubes now listed, including 024 tube. New listings available. Saves precious time and quickly pays for itself. Also available with 7 1/2" meter.



Model 301P, illustrated with 4 1/2" plastic front meter, In oak carrying case, \$47.50; In Kit Form, \$33.20.
Model 301C, Sloping Counter Case, \$46.50; Kit, \$32.60.
Model PTA, Picture Tube Adaptor (to check and rejuvenate picture tubes).....\$4.50




**NEW! EMC Model 108
 Handi Tester**

The only appliance and auto battery tester in its price class to use a D'Arsonval, instead of an iron vane type meter. You get exclusive advantages of maximum accuracy, maximum scale length, and minimum battery replacement cost... at no extra cost. Complete with test leads and instruction manual. Wired, \$15.95; In Kit Form, \$12.95.

**NEW! EMC Model 905-6A
 Battery Eliminator, Charger,
 and Vibrator Checker**

A MUST for auto radio service. Features continuously variable voltage output — in either 6 or 12 volt operation. Checks all 6 or 12 volt vibrators. **Model 905-6A (Comb.)** Wired, \$67.90; Kit, \$44.90. **Model 905**, Battery Eliminator and Charger (only) Wired, \$37.50; Kit, \$28.90. **Model 906**, Vibrator Checker (only) Wired, \$31.80; In Kit Form, \$17.05.



NEW! Model BEA, Battery Eliminator Adaptor (for Transistor Radio Checking).....Wired, \$9.70

Yes, tell me more, send me—FREE—a detailed catalog of the complete EMC line.

NAME _____ PE-108
 STREET _____
 CITY _____ STATE _____

EMC

Electronic Measurements Corp.
 625 B'way • New York 12, N. Y.
 Ex. Dept. 370 B'way, N. Y. 13

Letters

(Continued from page 20)

the two coils. Set the generator to 550 kc. and adjust the iron cores for maximum signal output from the tuner.

Then rotate the tuning capacitor so the plates are entirely unmeshed and set the signal generator to 1600 kc. Adjust the two compression-type trimmer capacitors for maximum signal output. Set the generator to 1200 kc. and readjust the trimmers for maximum output.

There's Another Way

■ I read the article (July, 1958) on three-dimensional color television. However, a sounder method exists. All that need be done is to put a polarized lens over the entire screen surface, and in front of this a thin, transparent nitrobenzene-filled capacitor, also the size of the screen.

The shutter movement in the camera may be synchronized with the capacitor (Kerr cell). Thus, with lens 1 in operation, no voltage would be applied to the Kerr cell, and so the light would be polarized in accordance with the filter backing the cell. Let us assume this to be vertical.

At the time of lens switching, a small voltage is applied to the Kerr cell which rotates the plane of light passing through it by 90°. Now it acts as if it were horizontal.

Thus, the polarity of the light coming from the screen is reversed electronically and instantaneously in accordance with the camera lens in use, thereby doing away with cumbersome motors.

S. D. GOLDBLOOM
 Baltimore, Md.

DX Department

■ I would like to see a feature article on the commercial phone outlets such as news and telephone outlets. These have strong signals from countries rarely heard on the regular short-wave stations. I have been SWL'ing since the beginning of this year and have identified over 75 stations in 43 countries on the short-wave bands. My favorites are *Radio Switzerland* and *Radio Australia* for their regularity and their DX programs. My best DX stations are Lebanon, Malta, and Singapore. I receive on a Hallicrafters S-38E with a 40' wire and a modified TV antenna.

CHARLES LOUDA
 New York, N. Y.

Suggestions for Charger Cutoff

■ Mr. Hoffman's question about a cutoff of a battery charger, (*Letters*, August '58) suggests the need for a simple device to show when a car battery needs charging... that is, a quick warning when the charge is so low that one may be stuck with a car that will not start. Maybe the same device could serve both purposes.

There are two ways to warn when a car battery needs charging. The usual one, with a hydrometer tester, is too much bother unless it can be made by just pushing a button. Another and very old test is a voltage reading between the negative plate and a cadmium electrode. Some old-time battery men in electric substations did not consider the cells fully charged until the cadmium

(Continued on page 26)

see what's new in electronic kits...

see the outstanding 1959 **knight-kits**

AN ALLIED RADIO PRODUCT



featured in **ALLIED'S**
1959 CATALOG

free! send for it



There's a **knight-kit** for every need

- LOWEST COST
- EASIEST TO BUILD
- LATEST DESIGN
- FINEST QUALITY

Do-It-Yourself: **SAVE UP TO 50%**

SEE TYPICAL **knight-kit** VALUES LIKE THESE



knight-kit Stereo
Adapter Control Kit
Y-778 \$9⁹⁵



knight-kit Stereo
Deluxe Preamp Kit
Y-776 \$62⁵⁰



knight-kit "Space Spanner"
2-Band Receiver Kit
Y-259 \$18⁹⁵



knight-kit Amateur Com-
munications Receiver Kit
Y-726 \$104⁵⁰




knight-kit Dual 30-Watt
Stereo Hi-Fi Amplifier Kit
Y-777 \$84⁵⁰ (less case)



knight-kit 12-Watt
Hi-Fi Amplifier Kit
Y-784 \$19⁹⁵ (less case)



knight-kit "Ranger III"
AC-DC Radio Kit
Y-736 \$16⁹⁵



knight-kit "400"
Tube Checker Kit
Y-707 \$19⁹⁵



knight-kit "Span-Master"
4-Band Receiver Kit
Y-258 \$24⁹⁵



knight-kit "Ranger"
Clock-Radio Kit
Y-737 \$24⁹⁵



knight-kit "Ranger"
Radio-Intercom Kit
Y-739 \$27⁵⁰



knight-kit 12-in-1
Electronic Lab Kit
Y-272 \$14⁹⁵

Plus DOZENS OF OTHER BEST BUY **knight-kits**

EASY TERMS AVAILABLE
on orders of \$20 or more; only 10% down

HI-FI KITS

- 18-Watt Amplifier
- 25-Watt Basic Amplifier
- 30-Watt Amplifier
- FM-AM Tuner
- FM Tuner
- Hi-Fi Preamplifier
- 2-Way Speaker Systems
- 3-Way Speaker Systems

HOBBY KITS

Printed Circuit Radio

- "Ocean-Hopper" Radio
- 5-Transistor Portable
- 2-Transistor Pocket Radio
- Transistor Lab Kit
- 1-Transistor Radio
- 2-Way Intercom
- Wireless Broadcaster
- Photoelectronic System
- Electronic Photoflash
- Crystal Set

INSTRUMENT KITS

- 5" Oscilloscopes
- VTVM
- Tube Testers
- VOM's
- RF Signal Generator
- Signal Tracer
- Audio Generator
- Sweep Generator
- R/C Sub Boxes
- Capacitor Checker

R/C Tester

- Transistor Checker
- Flyback Checker
- Battery Eliminator
- Voltage Calibrator
- AMATEUR KITS**
- 50-Watt Transmitter
- Self-Powered VFO
- 100 kc Crystal Calibrator
- RF "Z" Bridge
- Code Practice Oscillator

FREE

**452-PAGE 1959
ALLIED CATALOG**

Send for this value-packed catalog featuring the complete **KNIGHT-KIT** line, as well as the world's largest stocks of everything in Electronics. You'll want this money-saving Buying Guide. **WRITE FOR YOUR FREE COPY TODAY!**



ALLIED RADIO

ALLIED RADIO CORP., Dept. 134-K8
100 N. Western Ave., Chicago 80, Ill.

Send FREE 1959 ALLIED 452-Page Catalog

Name _____

Address _____

City _____ Zone _____ State _____



STANFORD'S



stereo's standard!

Model 505 Stereo Control with dual-channel magnetic adapter

Price \$11.50 Net

Model 504 single magnetic Adapter only

Price \$3.60 Net

Model 21D Stereo Cartridge with Diamond Stylus

Price \$19.50 Net

Model 21S Stereo Cartridge with Sapphire Stylus

Price \$9.90 Net

Model 26DST Stereo Turnover to 78 Monaural, Diamond and Sapphire

Price \$22.50 Net

Model 26ST Stereo Turnover to 78 Monaural, Two Sapphires

Price \$12.90 Net

Good stereo depends on these vital features:

Range Response: 20-16,000 cps

±.2% db to RIAA; Distortion: Less than .2%;

Channel Isolation: 20 db; Vertical Rumble Rejection: 15 db with 6 meg input;

Elements: dual ceramic, (lead-zirconium titanate); Weight: 21D

2.4 grams, 26DST 2.6 grams; Tracking Force: 6 grams;

Stylus: 21D—standard .7 mil diamond; 26DST—standard .7 mil diamond—standard 3 mil sapphire;

Vertical Compliance: 2 x 10⁻⁶ cm/dyne; Lateral Compliance: 2 x 10⁻⁶ cm/dyne;

Output: 5 Volt RMS from Westrex standard RIAA Test Record;

Capacity: 600 mm/d per element for stereo, 1000 mm/d paralleled for monaural;

Mounting: EIA (RETMA) standard ½" and 7/16" centers;

Recommended Amplifier Input Impedance: 5 megohms or higher.

the Electro-Voice totally compatible stereo cartridge

Thousands being installed as original equipment attest to industry acceptance; thousands in use prove its unquestioned superiority for monaural as well as stereo. The E-V Stereo Cartridge uses a .7 mil replaceable stylus and dual high fidelity ceramic elements so essential to the exacting demands of stereo reproduction. Pickup from stray magnetic fields is non-existent, hum and rumble are far below the level of even the most expensive magnetic cartridges, and PZT ceramic elements deliver a precise RIAA curve. The E-V Stereo Cartridges exclusive Rumble Suppressor (pat. pend.) virtually eliminates vertical turntable rumble without degrading full frequency response range of the cartridge. . . . allows you to use it with any turntable or record changer. Totally Compatible . . . for stereo, it's superb; for monaural. . . . it's superior to even your present cartridge.

THE FIRST STEP TO STEREO. Many fine monaural cartridges are too "stiff" to play stereo records without seriously damaging them; therefore, if you replace your present cartridge with the new E-V Compatible Stereo Cartridge, you may continue playing your present library of LP's plus all the new stereo records monaurally.

THE SECOND STEP TO STEREO. Connect the E-V Stereo Cartridge leads to the 505 Stereo Control Center (net \$11.50). You can then select from "monaural," "stereo," or "channel reverse" for easy balancing. The 505 also converts your magnetic input to high impedance ceramic input, if required. Run one lead to your present high fidelity system, run the second channel lead to a second amplifier (and speaker). **NOTE:** The E-V Stereo Cartridge is corrected for RIAA curve, doesn't need the equalization of a second preamplifier.

If you do not plan to purchase a second amplifier and speaker now, you can still get stereo by running the second channel lead through the 505 to your radio or TV set phono input. You can improve your system later by simply adding a second amplifier and speaker. Stereo records are available now. Why wait? Enjoy the vivid reality of stereo sound today. Whether you're purchasing your first system or converting now, use the Electro-Voice Compatible Stereo Cartridge. See your high fidelity dealer, or write Electro-Voice for free booklet on choosing stereo equipment, and a special Stereo Demonstration Record (\$1.50 prepaid).



Electro-Voice® ELECTRO-VOICE, INC.
BUCHANAN, MICHIGAN

FOREMOST IN ELECTRO-ACOUSTICS—High Fidelity Loudspeakers and Enclosures for STEREO, Phono Cartridges, Microphones and Public Address Speakers, Marine Instruments, EMI Professional Electronic Instruments and Heavy Material.

ADD-ON STEREO—THE UNIQUE ELECTRO-VOICE CONCEPT THAT ELIMINATES THE NEED FOR A SECOND FULL-RANGE SPEAKER.

Bell Laboratories Announces Pocket-Sized Frequency Standard for Microwave Systems



Lawrence Koerner, who developed the portable frequency standard, demonstrates how the device can be plugged in at a radio relay station to supply a checking frequency. Battery-powered, the device maintains precision calibration for several months.


Microwave radio relay systems depend critically on the accuracy of their "carrier" frequencies. At scores of relay stations along a route, carrier frequency oscillators must be checked periodically against a signal from a precise standard.

In the past, the maintenance man has had to obtain his checking frequency by picking up a standard radio signal from a government station. This operation takes time—and requires elaborate equipment.

With a new *portable* frequency standard developed by Bell Laboratories, the job is much simplified. To check an oscillator, the portable standard is plugged in, and a button is pressed. In seconds, it supplies a checking frequency accurate to one part in a million.

Until now, such precision in a frequency standard has been obtainable only in a laboratory. The new portable standard makes it available for routine use in the Bell System. First use of the standard will be to maintain

frequency control in a new microwave system for telephone and TV, now under development at Bell Laboratories.



Inside the portable frequency standard. Four Laboratories-developed devices make it possible: (1) transistor, which converts the power from a battery to radio frequency oscillations; (2) voltage reference diode, which maintains constant voltage; (3) piezoelectric crystal unit of superlative stability; (4) thermistor, which corrects for temperature variations.



BELL TELEPHONE LABORATORIES

WORLD CENTER OF COMMUNICATIONS
RESEARCH AND DEVELOPMENT

FULL-TIME classroom and laboratory training for a

CAREER WITH A FUTURE

IN ALL PHASES OF


ELECTRONICS



Rapid strides in the development of TV, Radio, Radar, and Guided Missiles have made electronics the fastest growing technical career open to young men today . . . a career that offers high pay, security and rapid advancement.

The Radio Engineering Institute offers you an opportunity to be fully trained to take your place in this exciting, interesting field. REI is a full-fledged, recognized school where you can get proper training in classrooms, labs, and shops under the guidance of skilled, experienced teachers. Resident training is easier — more complete — and costs less than you may think.

If you are interested in a career with a future — higher pay — and have completed high school or its equivalent, send today for the new REI booklet. It contains complete information on courses offered at REI, facilities, equipment, fees, housing and lifetime job placement service. There's no obligation and no salesman will call on you.



FOR INFORMATION ON A CAREER WITH A FUTURE SEND COUPON TODAY!

RADIO ENGINEERING INSTITUTE, Dept. 0-58
2610 Leavenworth Street, Omaha, Nebr.

Name..... (please print)

Address.....

City..... Zone..... State.....
(just paste on post card and mail)

HIGH PAYING POSITIONS WITH SOME OF THE NATION'S LEADING MANUFACTURERS AWAIT REI GRADUATES

Letters

(Continued from page 22)

was between the positive and negative plates in potential . . . i.e., the cadmium was slightly positive with respect to the negative plate.

Some experimentation with the cadmium electrode along with a hydrometer would probably be necessary to determine the proper voltage between the cadmium and the negative plate.

I suggest that a pure cadmium rod of small diameter protected by a plastic tube with holes in it be permanently fixed in one cell, maybe through a hole in the filler plug. A wire brought out from it, with one from the negative plate of the same cell, could be connected to an indicating device (voltmeter, for example) or an automatic device of some sort that would start the charger when voltage is low or reversed and stop it when the cadmium voltage is right as determined by the hydrometer test.

Cadmium does not dissolve in dilute acid as readily as zinc and, if fairly pure or perhaps amalgamated like the ancient zinc battery plates, may not contaminate the battery solution seriously even though left permanently in it. It has only one valence and therefore probably would not tend to run the cell down as iron in solution would. I think it would be safe even if left in the cell permanently. Pure cadmium in rod form can be obtained from chemical supply houses but cadmium that platers use may do as well. It melts easily.

It should not be difficult to rig up a relay that will open or close the charging circuit at the proper cadmium voltages.

A built-in hydrometer could do the same thing but the cell would probably have to be built for it. Or one might drill two holes through the cell case for attachment of an external hydrometer, but it is doubtful if the circulation would be sufficient to insure the density being the same as in the cell itself.

These are merely suggestions. I leave the details to someone else.

T. G. SEIDELL
Avondale Estates, Ga.

Help Wanted

■ Carl and Jerry's "Fish Sniffing" (May, 1958) fits into something that I have considered doing for some time for protection against shoplifting. Not being well enough schooled to build this system from the column, would someone be able to send me complete plans for making this "sonic tag" and its receiver system?

I will pay for the plans.

RUSSELL REED
P. O. Box 47832 Wagner Stations
Los Angeles, Calif.

■ I would like to know if one of your readers who has built the "Vibrato" (December, 1957) has managed to modify the circuit to permit a foot switch to cut the vibrato in and out without transients.

S. E. RAIKOWKI
11½ Jones St.
Pittsburgh, Pa.

■ I am using a small audio amplifier of about 1-watt output connected to a small coil in front

Always say you saw it in—POPULAR ELECTRONICS

GENIAC

An interesting kit builds circuits that solve problems and play games.

"ELECTRIC BRAINS" THAT WORK in much the same manner as giant computers can now be built quickly and cheaply by the novice using the new Geniac Construction Kit.

One of the most remarkable kits ever introduced to the public, the Geniac kit provides material and instructions for building 125 separate circuits for operating as many "brain machines." Among the devices that may be built are logic machines for comparing and reasoning; cryptographic machines for coding and decoding; games such as tic-tac-toe and nim; arithmetic machines for both decimal and binary computations; puzzles such as "the space ship airlock," "the fox, hen, corn, and hired man;" and miscellaneous devices such as a burglar alarm, an automatic oil furnace circuit, etc.

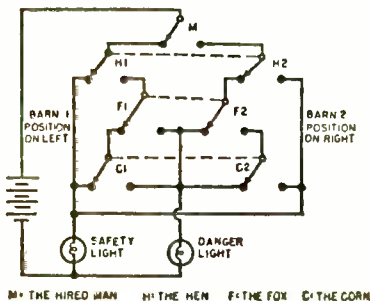
In addition to a complete assortment of all necessary parts is a carefully prepared instruction manual which explains in detail how to wire each circuit. The 63-page manual also furnishes basic information on the application of symbolic logic to circuits, which is the basis of the Geniac kit.

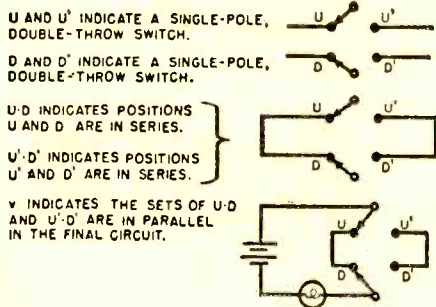
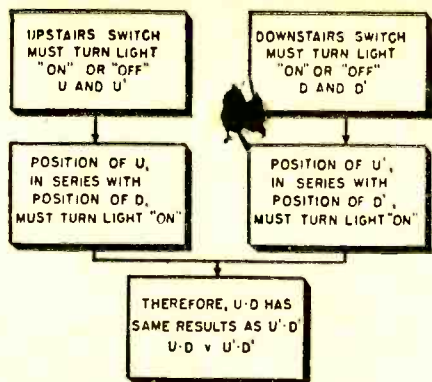
The kit is completely safe for anyone to use. No soldering is required, and every circuit operates on one common flashlight battery.

By the use of ingeniously designed parts, such as a new type multiple switch and special circuit jumpers, the kit provides circuits that "act out" or "prove" the truth of verbal statements about certain situations. One of the most popular of these circuits is the machine for the two jealous wives. In this problem, a "brain machine" must be devised that will inform either or both wives of unfaithfulness on the part of their husbands.

Mathematical basis for the Geniac circuits is the application of "Boolean algebra" to circuit design. George Boole, a nineteenth century British mathematician, evolved a system of logic in which symbols represent specific possibilities of things happening one way or another, such as A and B, or, A or B, etc. Certain types of information, when stated verbally, can be analyzed and reduced to simple statements. These statements, or "elements," are, in turn, expressed in symbols. The symbolic statement or "formula" then represents the verbal statement. From the symbols, it can be determined what circuit components are needed and how, to a large extent, they must be arranged in order to provide a circuit that "acts out" the original statement. The gigantic computers that solve complex problems in the twinkling of an eye are based, in part, on these principles.

The Geniac circuit shown below represents a robot watchman. It warns the farmer when his corn is in danger of being eaten by the hen. It also warns him when the hen is in danger of being devoured by a fox. Circuit takes into account the possibility that the hired man may not be present at all times to prevent trouble. This ingenious circuit also informs the farmer when all is safe.





This diagram shows how Geniac solves "the problem of the hall light." Verbal statements are broken down into algebraic symbols which, in turn, indicate the number and type of circuit components required.

A good illustration of how this system works is the problem of the hall light, one of the circuits included in the kit. The problem, stated in normal language, is this: a man wants to turn off or turn on a hall light either from downstairs or from upstairs. A circuit must be devised so that if either switch is turned the light will go off if it was on, and will go on if it was off.

This is a practical problem and involves a kind of wiring that may be familiar to many readers. It implies a switching arrangement in which either of two switches may be "off" or "on" in any position, depending on the relative position of the other switch.

The circuit solution to this problem evolves logically from stating the problem in Boolean symbols. U represents the upstairs switch in one position, and D represents the downstairs switch in the same relative position. U-D represents the two switches in series and in positions that permit the flow of current to light the bulb. U' and D' represent both switches in their respective opposite positions. Thus, U'-D' also represents a flow of current. U'-D

and U-D' both represent the switches in such relative positions as to break the circuit and permit no current to light the bulb.

Stating this in Boolean symbols: $U-D \vee U'-D'$. The " \vee " stands for an expression similar to "and/or" and implies a state of parallelism between the two expressions it connects. Thus, the formula tells us that two series switches are needed in parallel with each other. Since each switch must perform one of two possible functions (the "either-or" element), each switch must be a double-throw switch. The diagram and schematic shown here illustrate this reasoning process.

In every application of Boolean logic to a verbal statement, the circuit must prove the truth of the statement. In this case, the final circuit fulfills the requirements of the man with the upstairs and downstairs halls. In other circuits which can be built with the kit, a similar proof is achieved.

For instance, the kit may be used to construct an electronic version of tic-tac-toe. Now, anyone who has played this game knows that if you make the first move, regardless of what your opponent does, you must either win or draw, provided you make the best possible move following each of your opponent's moves. In other words, the player who goes second cannot win unless the first player commits an error. The Geniac circuit for this situation is a complex one, but once constructed, proves infallible. In a word, you can't beat the machine!

The underlying principles of the Geniac kit have been in development and research for a number of years. One of the best known pioneers in this country in the application of algebraic analysis to the problems of telephone circuitry is Dr. Claude Shannon of *Bell Telephone Laboratories*, whose "magnetic mouse" was described in *POPULAR ELECTRONICS*.

In addition to its value as a source of amusement and education, the kit exhibits certain technological features that may have widespread implications in other areas. The switches themselves are designed for simplicity and economy. Where the equivalent of several banks is needed, which ordinarily requires a multi-deck or multi-wafer switch built up vertically, the Geniac method uses a single wafer. Contacts on this wafer provide the equivalent—laterally—of what conventionally ganged switches do. This single wafer unit is an exclusive Geniac development.

Geniacs are manufactured by Oliver Garfield Co., Inc., 108 East 16th St., N. Y. 3, N. Y. and are available for \$19.95 postpaid.

BUILD 125 COMPUTERS AT HOME WITH GENIAC ^{ONLY} \$19⁹⁵

With the 1958 model GENIAC®, the original electric brain construction kit including seven books and pamphlets, over 400 parts and component rack, and parts tray, and all materials for experimental computer lab plus DESIGN-O-MAT®.

A COMPLETE COURSE IN COMPUTER FUNDAMENTALS

The GENIAC Kit by itself is the equivalent of a complete course in computer fundamentals. In use by thousands of colleges, schools and industrial training labs and private individuals. Includes everything necessary for building an astonishing variety of computers that reason, calculate, solve codes and puzzles, forecast the weather, compose music, etc. Included in every set are seven books described below, which introduce you step-by-step to the wonder and variety of computer fundamentals and the special problems involved in designing and building your own experimental computers—the way so many of our customers have.

ANYONE CAN BUILD IT!

You can build any one of these 125 exciting electric brain machines in just a few hours by following the clear cut step by step directions given in these thrilling books. No soldering required . . . no wiring beyond your skill. But GENIAC is a genuine electric brain machine—not a toy. The only logic and reasoning machine kit in the world that not only adds and subtracts but presents the basic ideas of cybernetics, boolean algebra, symbolic logic automation etc. So simple to construct that a twelve year old can build what will fascinate a PhD. In use by thousands of schools, colleges, etc. and with the special low circuitry you can build machines that compose music, forecast the weather, which have just recently been added.

TEXT PREPARED BY MIT SPECIALIST

Dr. Claude Shannon, known to the readers of *Popular Electronics* for his invention of the electronic mouse, that runs a maze, learning as it goes, formerly a research mathematician for Bell Telephone Laboratories is now a research associate at MIT. His books include publications on Communication theory and the recent volume "Automat Studies" on the theory of robot construction. He has prepared a paper entitled "A Symbolic Analysis of Relay and Switching Circuits" which is available to purchasers of the GENIAC. Covering the basic theory necessary for advanced circuit design it vastly extends the range of our kit.


The complete re-designing of the 1958 kit and the manual as well as the special book DESIGN-O-MAT® was created by Oliver Garfield, author of "Minds and Machines," editor of the "Gifted Child Magazine" and the "Review of Technical Publications."

KIT IS COMPLETE

The 1958 GENIAC comes complete with seven books and manuals and over 400 components.

- 1) A sixty-four page book "Simple Electric Brains and How to Make Them."
- 2) **Beginners Manual**—which outlines for people with no previous experience how to create electric circuits.
- 3) "A Symbolic Analysis of Relay and Switching Circuits" by Dr. Claude Shannon provides the basis for new and exciting experimental work by the kit owner who has finished book No. 1.
- 4) **DESIGN-O-MAT®** introduces the user to over 50 new circuits that he can build with GENIAC and outlines the practical principle of circuit design.
- 5) **GENIAC STUDY GUIDE** equivalent to a complete course in computer fundamentals, this guides the user to more advanced literature.
- 6) **A Machine to Compose Music** shows in an actual circuit what other GENIAC owners have been able to do on their own in designing new devices.
- 7) **A Machine to Forecast the Weather**—again a new adventure in scientific thinking created by one of our users who was trained on his GENIAC kit.

Plus all the components necessary for the building of over 125 machines and as many others as you can design yourself.



OVER 20,000 SOLD

We are proud to announce that over 20,000 GENIACS are in use by satisfied customers—schools, colleges, industrial firms and private individuals—a tribute to the skill and design work which makes it America's leading scientific kit. People like yourself with a desire to inform themselves about the computer field know that GENIAC is the only method for learning that includes both materials and texts and is devoted exclusively to the problems faced in computer study. You are safe in joining this group because you are fully protected by our guarantee, and have a complete question and answer service available at no cost beyond that of the kit itself. You share in the experience of 20,000 kit users which contributes to the success of the 1958 GENIAC—with DESIGN-O-MAT® the exclusive product of Oliver Garfield Co., Inc., a Geniac is truly the most complete and unique kit of its kind in the world.

COMMENTS BY CUSTOMERS

We know the best recommendation for GENIAC is what it has done for the people who bought it. The comments from our customers we like best are the ones that come in daily attached to new circuits that have been created by the owners of GENIACS. Recently one man wrote: "GENIAC has opened a new world of thinking to me." Another who designed the "Machine that Forecasts the Weather" commented: "Several months ago I purchased your GENIAC Kit and found it an excellent piece of equipment. I learned a lot about computers from the enclosed books and pamphlets and I am now designing a small relay computer which will include arithmetical and logical units . . . another of my pet projects in cybernetics is a weather forecaster. I find that your GENIAC kit may be used in their construction. I enclose the circuits and their explanation." Eugene Darling, Malden.

Oliver Garfield Co., Inc.

Dept. PE-108

108 East 16th St., N. Y. 3, N. Y.

Please send me at once the GENIAC Electric Brain Construction Kit, 1958 model. I understand that it is guaranteed by you and may be returned in seven days for a full refund if I am not satisfied.

- I have enclosed \$19.95 (plus 80¢ shipping in U. S., \$1.50 west of Miss., \$2.00 foreign), 3% New York City Sales Tax for N. Y. City Residents.
- Send GENIAC C.O.D. I will pay postman the extra C.O.D. charge.

Name _____

Address _____



**Marion
McPartland**
makes her tape
recordings on




That alone is
not the reason
why you
should use



Here's why
you should use



It's the best-engineered tape in the world...gives you better highs...better lows...better sound all around! Saves your tape recorder, too—because the **irish FERRO-SHEEN** process results in smoother tape...tape that can't sand down your magnetic heads or shed oxide powder into your machine. Price? Same as ordinary tape!



Available wherever quality tape is sold.
ORRadio Industries, Inc., Opelika, Alabama
Export: *Morhan Exporting Corp.*, New York, N. Y.
Canada: *Atlas Radio Corp., Ltd.*, Toronto, Ontario

Letters

(Continued from page 26)

of which I have placed a reed tuned to frequencies of the musical scale, so that when a musical instrument is connected to the amplifier the corresponding tones can be observed.

It has been fairly successful except for the fact that the reed vibrates over a range that could leave the string to be tuned a little flat or sharp. The resonant peak is rather difficult to make clearly visible but I have overcome part of the problem. Does anyone have any suggestions that would help?

I also have not found out which type of coil would be best suited and how the reed can be mounted for best results.

HENRY RODENBECK
724 N. Maplewood
Tulsa, Okla.

Hub Cap Protector Needed

■ We have been having quite a bit of trouble with the stealing of hub caps here in Albuquerque, and last night they took mine. I was wondering if it would be at all possible, and practical, to wire sufficient voltage from the car's battery to each of the hub caps so that anyone touching them would be shocked? I wouldn't want to use so much current that it would hurt someone seriously if he should be standing in water but enough so that no one could possibly remove them.

It would probably be better to use a.c. current from a converter and perhaps the cigarette lighter outlet for a plug-in that could be used when you were away from the car. When you were in the car, or at a filling station, you could leave it unplugged.

This might be impractical, but hub cap locks are not doing the job, and I sure would like to find something to discourage these thieves.

PHIL HENDREN
802 Parkland Cir. SE
Albuquerque, N. M.

Think of Future Issues!

■ I enjoy your magazine very much. My one regret is that I only started receiving it in February, 1958. Whenever I read the *Letters from Our Readers*, I notice so many interesting ideas referring to issues before February 1958 that I feel like kicking myself for not subscribing sooner.

WAYNE L. STEBBINS
Merrill, Wis.

POP'tronics receives nearly 1000 letters a month from readers. Many request data for construction projects that we have published. Back issues which contain these projects can be purchased from:

Circulation Department
Ziff-Davis Publishing Co.
434 South Wabash Avenue
Chicago 5, Illinois

Give year and month of issue when ordering.

We cannot undertake the design of equipment to fit a special need of an individual reader.



RCA INSTITUTES offers you the finest of home study training. The equipment illustrated and text material you get with each course is yours to keep. Practical work with very first lesson. Courses for the beginner and the advanced student. Pay-as-you-learn. You need pay for only one study group at a time.

**Send for this
FREE Book Now** ▶

RCA INSTITUTES, Inc. Home Study Dept. PE-108

A Service of Radio Corporation of America

350 West Fourth Street, New York 14, N. Y.

Without obligation, send me FREE 52 page CATALOG on Home Study Courses in Radio, Television and Color TV. No salesman will call.

Name please print

Address

City Zone State

Korean Vets! Enter discharge date

CANADIANS — Take advantage of these same RCA courses at no additional cost. No postage, no customs, no delay. Send coupon to: RCA Victor Company, Ltd., 5001 Cote de Liesse Rd., Montreal 9, Quebec
To save time, paste coupon on postcard.

Free!

ALLIED'S

MOONEY-SAVING 1959

ELECTRONIC SUPPLY CATALOG



452

value-packed pages

send for it!

SAVE

ON EVERYTHING IN ELECTRONICS

EASY TERMS AVAILABLE

WORLD'S LARGEST STOCKS

Here is the complete guide to everything in Electronics for Experimenters, Builders, Amateurs, Servicemen, Engineers and Hi-Fi enthusiasts:

- Amazing Build-Your-Own KNIGHT-KITS
- Everything in STEREO Hi-Fi
- Hi-Fi Music Systems & Components
- Recorders & Phono Equipment
- Public Address & Paging Systems
- TV Tubes, Antennas, Accessories
- Amateur Station Equipment
- Latest Test & Lab Instruments
- Industrial Electronic Supplies
- Parts, Tubes, Transistors, Tools & Books

SAVE on everything in Electronics at ALLIED—get fast, dependable service, expert personal help, guaranteed satisfaction. Send today for your FREE 1959 ALLIED Catalog.

Everything in Electronics From One Reliable Source

OUR 38th YEAR

Send for FREE Catalog

ALLIED RADIO


ALLIED RADIO, CORP., Dept. 79-K8
100 N. Western Ave., Chicago 80, Ill.
 Rush FREE 1959 ALLIED 452-Page Catalog

Name _____

Address _____

City _____ Zone _____ State _____

POP'tronics



BOOKSHELF

"TAPE RECORDER MANUAL (VOL. 2)" compiled and published by Howard W. Sams & Co., Inc., Indianapolis, Ind. 160 pages. Soft cover. \$2.95.

As a result of the growing tape recorder market, Sams is now putting out a series of volumes devoted exclusively to tape recorders. This second manual covers 16 tape players and recorders, including two stereo models. It incorporates an index to all the tape, disc and wire recorders that have been discussed and illustrated in previous Sams volumes.

Both home-recording units and the more expensive professional models are covered in the usual comprehensive manner. Photos, schematics and special exploded views contribute toward a complete understanding of a machine's electrical and mechanical operation. In addition, you'll find complete information on possible troubles and their remedies, and a complete mechanical and electrical list of replacement components available from the manufacturers or distributors.

Recommended: to technicians and audio fans who want to make adjustments on either the transport or amplifier systems of their own recorders.



"THE UNIVERSITY TECHNILOG" published by University Loudspeakers, Inc., 80 South Kensico Ave., White Plains, N. Y. 65 pages. Soft cover. \$1.00.

Intended primarily for the technician rather than the hi-fi fan, this handy compilation is packed full of technical loudspeaker information. Each of the 11 sections covers a specific type of public address speaker and the problems encountered in its installation. The last section deals with cone type speakers (as opposed to trumpets, projectors and horns) and their mounting and baffling problems. An interesting nomograph is presented, reprinted from *Audio Engineering*, which will help you select the

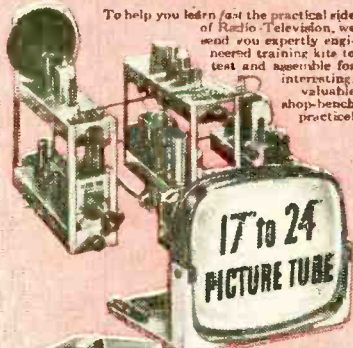
**WE'RE MAKING IT EASIER THAN EVER TO BECOME A WELL PAID
RADIO-TELEVISION SERVICE TECHNICIAN**

**NOW - Just \$6 Starts You Training in
RADIO-TELEVISION**

the SPRAYBERRY "Learn-by-Doing" Way . . .

**25 BIG, COMPLETE KITS
of PARTS & EQUIPMENT**

To help you learn fast the practical side of Radio-Television, we send you expertly engineered training kits to test and assemble for interesting, valuable shop-bench practice!



- The new Sprayberry Training Television Receiver, built and tested in 5 sections
- Now offered . . . the fine modern oscilloscope
- You build the powerful two-band superheterodyne radio receiver.



**Big New
CATALOG
AND
Sample Lesson
FREE!**



You build the new Sprayberry tester — a complete 18-page Volt-Ohm-Milli-ammeter test meter.



*** This great industry is begging for trained men . . . to step into good paying jobs or a profitable business of their own! Our new plan opens the doors of Radio-Television wide to every ambitious man who is ready to act at once!

Men by the thousands . . . trained Radio-Television Service Technicians . . . are needed at once! Perhaps you've thought about entering this interesting, top paying field, but lack of ready money held you back. Now — just \$6 enrolls you for America's finest, most up to date home study training in Radio-Television! Unbelievable? No, the explanation is simple! We believe Radio-Television *must* have the additional men it needs as quickly as possible. We are willing to do our part by making Sprayberry Training available for less money down and on easier terms than ever before. This is your big opportunity to get the training you need . . . to step into a fine job or your own Radio-Television Service Business.

Complete Facts Free — Act Now; Offer Limited

Only a limited number of students may be accepted on this liberal and unusual basis. We urge you to act at once . . . mail the coupon below and get complete details plus our big new catalog and an actual sample lesson — *all free*. No obligation . . . no salesman will bother you.

HOME STUDY TRAINING IN SPARE TIME

Under world-famous 27-year old Sprayberry Plan, you learn entirely at home in spare time. You keep on with your present job and income. You train as fast or as slowly as you wish. You get valuable kits of parts and equipment for priceless shop-bench practice. And everything you receive, lessons and equipment alike, is all yours to keep.

LET US PROVE HOW EASILY YOU CAN LEARN!

Radio-Television needs YOU! And Sprayberry is ready to train you on better, easier terms, that any ambitious man can afford. *Just \$6 starts you!* Mail coupon today . . . let the facts speak for themselves. You have everything to gain. Let us prove the kind of opportunity in store for you!

SPRAYBERRY Academy of Radio-Television

1512 Jarvis Avenue, Dept. 105-M, Chicago 26, Illinois

Mail This Coupon Now — No Salesman Will Call

Sprayberry Academy of Radio-Television
Dept. 105-M, 1512 W. Jarvis Ave., Chicago 26, Ill.

Please rush all information on your ALL-NEW Radio-Television Training Plan. I understand this does not obligate me and that no salesman will call upon me. Include New Catalog and Sample Lesson FREE.

NAME..... Age.....

ADDRESS.....

CITY..... ZONE..... STATE.....

**STEREO-ADAPTED
15-Watt Amplifier
DISCOUNTED 40%**



**THE
REALISTIC AF-15**

NEW REALISTIC AF-15 amplifier with 20-20,000 cps ± 1 db output at 15 watts; 6-tube AC circuit with two EL-84s; full +15 and -15 tone controls; separate loudness and volume controls! Complete in compact 9 $\frac{1}{2}$ x 4 $\frac{3}{8}$ x 6 $\frac{1}{8}$ " case at NO added cost! Other features include: RIAA-phono and Ampex-tapehead equalization; 7-way speaker switch for up to four 4/8/16-ohm speakers in any combination; distortion under 1%. The AF-15 has built-in terminals for attaching the Realistic Stereo Master stereo controlling/switching unit plus a second amplifier without wiring.

Reg. \$66.95
\$39⁹⁵

**NEW
CATALOG**

- ★ 232 Pages BIG!
- ★ 84 Stereo-Monaural Hi-Fi System Bargains!
- ★ 30,000 Items!
- ★ Low Mail-Order Prices



Radio Shack Corp. Dept. 10B

730 Commonwealth Avenue, Boston 17, Mass.

- Send FREE 232-Page 1959 Catalog
 - One AF-15 Amplifier, 33X005YD, \$39.95
 - 30-Watt Stereo Pair, R-7243AF15D, \$89.95
- Please enclose check or money order!

Name _____

Address _____

City _____ Zone _____ State _____

Stores: 167 Washington St., Boston, Mass.
230 Crown St., New Haven, Conn.

Bookshelf (Continued from page 32)

optimum port size for your home-built bass reflex enclosure.

Recommended: as a necessary item on the reference shelves of all p.a. installation men, and definitely worth a "look-see" by hi-fi fans.



"ELECTRICITY AND ELECTRONICS — BASIC" by William B. Steinberg and Walter B. Ford. Published by American Technical Society, Chicago, Ill. 245 pages. Hard cover. \$4.50.

Without doubt this is one of the clearest and simplest volumes on basic electricity and electronics ever published. The one fault evident is that the former is covered much more thoroughly than the latter. It is to be hoped that this will be rectified in a later edition.

One of the best features in the book is the section at the end of every chapter called "Interesting Things to Do." In it are basic experiments and projects for each classification—an ideal way to learn by doing. Diagrams and photos are clear and to the point.

Recommended: to all readers who are "starting out" in electricity and electronics, and to "old hands" in need of refresher data on basics.




"INDUSTRIAL SOUND SYSTEMS" by Leo G. Sands. Published by Howard W. Sams & Co., Inc., 2201 East 46th St., Indianapolis 5, Ind. 270 pages. Soft cover. \$3.95.

Sound and intercom system requirements for factories, theaters, schools, offices, stadiums, trains, etc., are fully described in this handy volume. Amplifiers, input devices, loudspeakers, control circuits, portable and mobile equipment, and sound distribution methods are discussed and illustrated. An appendix contains charts and tables to aid in proper selection of speakers. Factors considered are speaker power rating, type, frequency dispersion, the background noise level, speaker cable requirements, etc. Installation and maintenance are discussed, and the many diagrams and illustrations should answer just about any question that might arise.

Recommended: as a "natural" to anyone interested in the planning, selection, operation or maintenance of sound equipment;

Designed for Stereo ...by Weathers



Weathers has done it again—with components engineered specifically for the finest reproduction of stereophonic sound. These components are the ultimate in quality, reliability, and economy.

2 Superb Stereo Cartridges*

The Weathers Ceramic Stereo Cartridge (shown) outperforms any magnetic cartridge. Tracks at 2 grams . . . shielded against hum . . . 25 db channel separation . . . 15 to 30,000 cps frequency response. Comes complete with leads and connectors to fit all standard mountings . . . with diamond stylus \$17.50 . . . with sapphire stylus \$9.75.

The Weathers FM Stereo Cartridge for the Weathers FM Pickup. Universally acknowledged to be the finest ever made. Gives you the ultimate in channel separation (up to 35 db) and 10 to 30,000 cps flat response. **Tracks at 1 gram** . . . never causes record wear. Prices on request.

*Play both monaural and stereophonic records without damage.

The Weathers Turntable and FM Pickup

The lightest, quietest, and smoothest turntable ever produced. Noise level is 25 db less than that recorded on today's finest records. Isolated against outside vibrations. Rumble and acoustic feedback are practically eliminated. Maintains constant speed regardless of variations in line voltage or load. The Weathers FM Pickup and Micro Touch Tonearm show absolutely no intermodulation or harmonic distortion and no resonances over the complete audio spectrum. Prices on request.

Compatible Speaker Systems Shown above at left is the Weathers Decorator . . . at right the Fiesta . . . both ideal for stereo.

	Mahogany	Blonde
	each	each
Decorator	\$135.00	\$139.00
Fiesta	\$ 59.95	\$ 62.50

See your dealer or write for booklet number 658E.

Weathers Industries

DIVISION OF ADVANCE INDUSTRIES, INC.

66 E. Gloucester Pike, Barrington, N. J.

Export: Joseph Plasencia, Inc., 401 Broadway, New York, N. Y.



WEATHERS TECHNICAL MAGIC IS SOUND

Bookshelf (Continued from page 34)

it will help you set up the best possible setup for the school auditorium, baseball field or outdoor summer festival.

Free Literature Roundup

Catalog No. 590, available on request from Lafayette Radio, 165-08 Liberty Ave., Jamaica 33, New York, N. Y., is this company's latest general catalog of electronic parts and equipment. Its 260 pages are chock full of all types of useful equipment far too numerous to itemize here. A complete line of stereo hi-fi components is presented in the hi-fi section, including the newest stereo equipment and conversion components, and all major-label stereophonic discs and tapes are listed.

A new 16-page, 2-color 1958 catalog describing the complete EICO line of electronic test instruments and high-fidelity equipment in both kit and wired form has just been released. The hi-fi units include an FM tuner, preamplifier, integrated and power amplifiers, and bookshelf and floor speaker systems. Write to Elec-

tronic Instrument Co., Inc., 33-00 Northern Blvd., Long Island City 1, N. Y.

American Microphone Manufacturing Co., 412 S. Wyman St., Rockford, Ill., has issued a 16-page catalog describing in detail its full line of tape recording, broadcast and public address microphones. Also covered in Catalog 58 are handsets, phono cartridges and arms, and accessories.

An eight-page illustrated catalog and price sheet covering synchronous $\frac{1}{4}$ " magnetic recording equipment and "sync kits" has been announced by Rangertone, Inc., 73 Winthrop St., Newark, N. J. "Sync kits," which can be installed on practically any tape recorder, make it possible to record "lip sync" sound for motion pictures.

For the cost of a postage stamp, America's Hobby Center will send you a 32-page "Hobby Bargain Bulletin." Model airplanes, boats and railroads are illustrated, as well as tools, engines, etc. Just send a four-cent stamp to: Bargain Bulletin Dept., America's Hobby Center, 146 West 22nd St., New York 11, N. Y.

-50-

NOW YOU CAN SECURE A HIGH SALARIED • TOP PRESTIGE CAREER IN ELECTRONICS IN ONLY ONE YEAR!

ELECTRONICS is the fastest growing industry in America today, creating unlimited opportunities for high salaries, with rapid advancement in **INDUSTRY AND THE ARMED FORCES** for Bailey Trained electronic engineering technicians.

LARGE CORPORATIONS from coast to coast, and **BRANCHES OF THE ARMED FORCES** send recruiters to visit each graduating class at Bailey Tech, offering unusually high starting salaries.

BAILEY GRADUATES ARE BEING HIRED for such fascinating and interesting work as technical salesmen, research and development of guided missiles, electronic business machines and automatically controlled manufacturing plants, etc., also good **RATINGS IN THE ARMED FORCES**.

UP TO SEVEN TECHNICIANS are needed for every engineer... this, plus superior training is why Bailey Graduates are being paid more to start, and are advancing more rapidly than many men who have spent four years in training.

Resident training is easier and costs less than you may think! We provide housing and part-time jobs while in school, plus free nationwide employment service for graduates. If you want to quickly enter America's fastest growing and most exciting industry, write for free booklet... no obligation.

VETERAN APPROVED
BAILEY TECHNICAL SCHOOLS
1625 S. Grand • St. Louis 4, Mo.



This Minneapolis-Honeywell system controls hundreds of automatic manufacturing operations. Experience on live equipment is emphasized at Bailey and is another reason for the tremendous backlog of high pay positions waiting **BAILEY GRADUATES**.

MAIL TODAY

Please mail immediately this free booklet without obligation

Name _____

Address _____

City _____ State _____



JUST OUT! BIG NEW

GENERAL ELECTRIC TRANSISTOR MANUAL

Latest applications, circuit diagrams
and specifications



The greatly expanded new 3rd Edition of General Electric's Transistor Manual is just off the press. Throughout its more than 160 pages you'll find the very latest advances in the art of transistors and rectifiers.

There are 50% more pages . . . plastic binding which allows the manual to lie flat when open . . . expanded applications section including new Hi-Fi circuits and a complete stereophonic sound system . . . all the latest G-E transistor specs . . . list of over 175 new Registered JETEC types . . . many new circuits, with a new circuit index to make them easy to find. Parameter symbols are completely explained, with full instructions on how to read spec sheets.

The G-E Transistor Manual has become the most-used book in the transistor field. Get your copy from your G-E Tube Distributor—or by mailing the coupon below.

Partial List of Contents:

Basic Semiconductor Theory	Transistor Switching Circuits
Construction Techniques	Transistor Logic
Basic Amplifiers	Tetrode Transistors
Hi-Fi Circuits	Silicon Controlled Rectifier
Radio Circuits	Power Supply Circuits
Unijunction Circuits	Specifications

GENERAL  ELECTRIC

General Electric Company
Semiconductor Products Dept.,
Section 558108
Electronics Park, Syracuse, N. Y.

Rush me the new enlarged 3rd Edition of
G.E.'s Transistor Manual. I enclose \$1.00.
(No stamps, please.)

Name _____

Address _____

City _____ Zone _____ State _____

The specs are the proof . . . now your
BEST BUY in
ham gear is


EICO



New

90-WATT CW TRANSMITTER . . #720
KIT \$79.95 WIRED \$119.95

Conservative, highly efficient design plus stability, safety, and excellent parts quality. 80 thru 40, 20, 15, 11, 10 meters (popular operating bands) with one knob band-switching. 6146 final amplifier for full "clean" 90 W input, protected by clamper tube. 6CL6 Colpitts oscillator, 6AQ5 clamper, 6AQ5 buffer-multiplier, G234 rectifier. "Novice limit" calibration on meter keeps novice inside FCC-required 75W limit. No shock hazard at key. Wide range, high efficiency pi-network matches antennas 50-1000 ohms, minimizes harmonics. EXT plate mod. terminals for AM phone modulation with 65W input. Excellent as basic exciter to drive a power amplifier stage to max. allowable input of 1KW. Very effective TVI suppression. Ingenious new "low silhouette" design for complete shielding and "living room" attractiveness. Conservatively rated parts, copper-plated chassis, ceramic switch insulation. 5" H, 15" W, 9 1/2" D.



NEW UNIVERSAL MODULATOR-DRIVER #730

KIT \$49.95 WIRED \$79.95 Cover E-5 \$4.50

Superb, truly versatile modulator at low cost. Can deliver 50 W of undistorted audio signal for phone operation, more than sufficient to modulate 100% EICO 720 CW Transmitter or any xmitter whose RF amplifier has plate input power of up to 100W. Multi-match output xmitr matches most loads between 500-10,000 ohms. Unique over-modulation indicator permits easy monitoring, no need for plate meter. Lo-level speech clipping & filtering with peak speech freq. range circuitry. Low distortion feedback circuit, premium quality audio power pentodes, indirectly heated rectifier filament. Balance & bias adj. controls. Inputs for xtal or dynamic mikes, phone patch, etc. Excellent deluxe driver for high-power class B modulation. ECC83/12AX7 speech ampl., 6AL5 speech clipper, 6AN8 amp. driver, 2-EL34/6CA7 power output, EM84 over-mod. indicator, G234 rect. Finest quality, conservatively rated parts, copper-plated chassis. 6" H, 14" W, 8" D.

NEW GRID DIP METER #710

KIT \$29.95 WIRED \$49.95 including complete set of coils for full band coverage.

Exceptionally versatile. Basically a VFO with micro-ammeter in grid, determines freq. of other osc. or tuned circuits; sens. control & phone jack facilitate "zero beat" listening. Excellent absorption wave meter. Ham uses: retuning & neutralizing xmitters, power indication, locating parasitic osc., antenna adj., correcting TVI, debugging with xmitter power off, determining C.L.Q. Servicing uses: alignment of filters, IF's; as sig. or marker gen. Easy to hold & thumb-tune with 1 hand. Continuous 400 kc-250 mc coverage in 7 ranges, pre-wound 0.5% accurate coils. 500 ua meter movement. 6AF4(A) or 6T4 Colpitts osc. Xmitr-operated sel. rect. 2 1/2" H, 2 1/4" W, 6 1/4" L. Satin deep-etched aluminum panel, grey wrinkle steel case.




EICO

IN STOCK! Compare & take them home—right "off the shelf"—from 1900 metropolitan EICO dealers. For free catalog mail coupon in EICO ad 2 pages forward. In the West, add 5%. Over 1 MILLION EICO instruments in use throughout the world.

33-00 Northern Blvd., Copr. © 1958.
Long Island City 1, N.Y. Electronic Instr.
Co., Inc.

See EICO's other ad on page 40.

POP
T
R
O
N
I
C
S





Prepare now
IN SPARE TIME
AT HOME
for great opportunity
field of...

TELEVISION

The future is YOURS in
TELEVISION—RADIO—COLOR-TV!

A fabulous field—good pay—fascinating work—a prosperous future! Good jobs or independence in your own business!

Modern Training by Coyne
RIGHT IN YOUR OWN HOME

Coyne brings you the first truly lower cost, MODERN—QUALITY Television Home Training; training designed to meet Coyne standards. Not an old Radio Course with Television "tacked on." Here is MODERN TELEVISION TRAINING including RADIO, UHF and COLOR TV. No previous experience needed. Personal guidance by Coyne Staff.

The Institution Behind this Training
 Famous for over a half a Century, COYNE occupies this entire building. Coyne's modern resident training of men for Television, Radio, Electronics and Electricity has produced thousands of successful graduates.



B. W. COOKE, Jr., President

FOUNDED 1899

COYNE

ELECTRICAL SCHOOL

A TECHNICAL TRADE INSTITUTE CHARTERED
NOT FOR PROFIT

500 S. Paulina Street, Chicago 12, Dept. 78-H2

MAIL COUPON NOW FOR DETAILS FREE

LEARN TO

EARN IN SPARE TIME AT HOME

COYNE offers a most practical, Home Television Training. Easy to follow step-by-step instructions, fully illustrated with 2150 photos and diagrams. **Practical Job Guides** to show you how to do actual servicing jobs—**make money early in course.** Keep your present job while training.


Low Cost—Easy Terms

We save you money because we don't send you—AND CHARGE FOR—a long list of parts or "put together kits," which you may not want or do not need. With Coyne Television Home Training you pay only for your training, **no costly extras.**

Let us show you that this is not only the newest, most up-to-the-minute Training in Television—but also it costs you much less than other leading home training courses. Send coupon today for details including Easy Payment Plan.

SEND COUPON FOR FREE BOOK

and full details, including Easy Payment Plan. **No obligation, no salesman will call.**



COYNE Television
Home Training Division
 500 S. Paulina St., Chicago 12, Ill.
 Dept. 78-H2

Send Free Book and details on Television Home Training. This does not obligate me in any way.

Name _____

Address _____

City _____ State _____


(It is understood no salesmen will call.)

and micrometeorites—as well as two “voices”—transmitters to relay the information to receivers.

The satellite shell is made of Plexiglas, 18" in diameter, in two hemispheres. Most of the components are mounted in plastic boxes within, for visibility.

With the antennas in place, “Argus I” measures 54" in diameter and weighs 20 pounds. With batteries, it weighs 30 pounds. It is completely transistorized, using 15 transistors in all. Total cost of the project was about \$200.

Ground Control. When set up, the ground control equipment consists of a modified radio control transmitter operating on 27.255 mc. and three receivers, one tuned to the constant frequency of satellite trans-



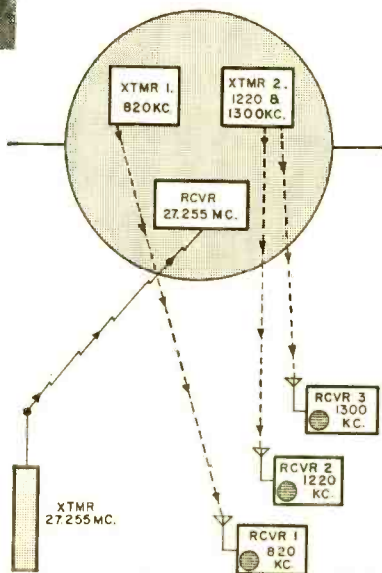
The designer of the satellite is shown at left making an adjustment in an equatorial thermistor sensor which registers skin temperature. Above is a view of the “works” in Argus I. Note that almost all components are cased in plastic to allow full visibility—the metal box at bottom houses the “Brain”. Diagram below shows frequencies used by satellite.

mitter Number I (820 kc.) and the other two to the frequencies of transmitter Number II (1220 and 1300 kc.).

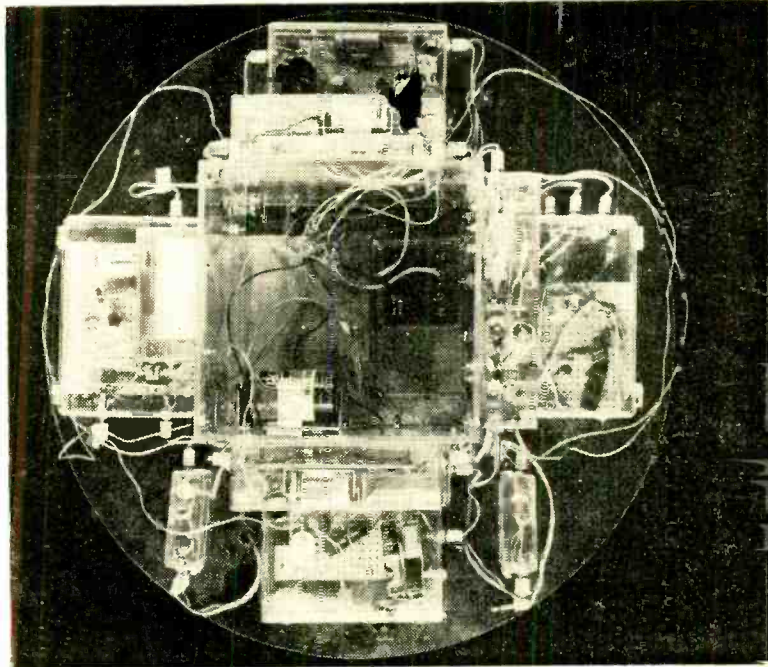
To conserve battery power, one of the satellite’s transmitters is silent until keyed by the ground transmitter. The satellite carries a two-transistor receiver to pick up the R/C ground interrogation signal, automatically keying the “Brain” into its instrumentation cycle.

Telemetry System. If “Argus I” were put into orbit, it would telemeter the following information back to earth:

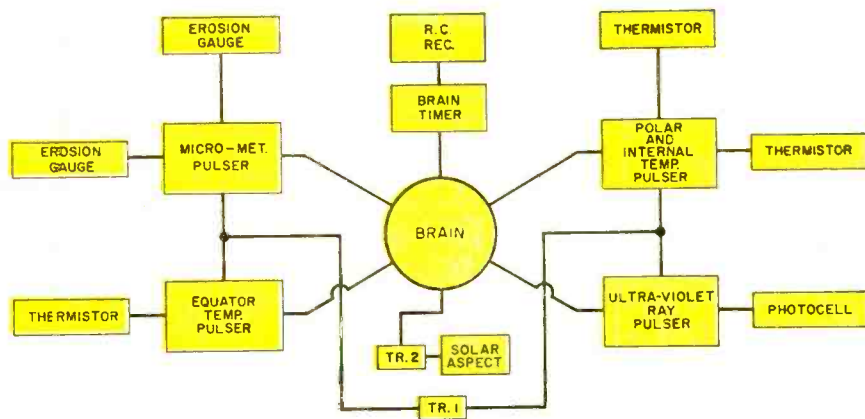
- Skin temperature at two points (at the satellite’s pole and equator)
- Internal temperature
- Number of strikes by micrometeorites at



POPULAR ELECTRONICS



Interior of satellite (right) looks like this from the top. Equipment is mounted on circular sheet of Plexiglas which rests against lower hemisphere. Block diagram below outlines functions of the model satellite.



two points on satellite pole and equator)

- Ultraviolet radiation

In addition, it shows the "solar aspect" (whether the sensor faces or turns from the sun, indicating the satellite's attitude toward the sun).

The basic circuit in the telemetering system is shown in the schematic. The pulse rate of the unit (a metronome, in effect) is varied by using a resistance changing sensor in place of a variable resistor. Such sensors include a thermistor for temperature, photocell for ultraviolet rays, and erosion gauge for micrometeorites.

The erosion gauge is a mirror with the paint backing carefully removed with a cotton pad dipped in nail polish remover, or it can be a photocell with an opaque coating. In the case of the former, the "sand-blasting effect" of micrometeorites erodes some of the silver from the back of the mirror, changing the resistance; in the case of the latter, the erosion allows more light to get through to the cell. In this way the sensor-pulser unit's pulse rate is a function of the phenomenon measured.

Instrumentation Cycle. The output of these units is amplified and each pulse keys


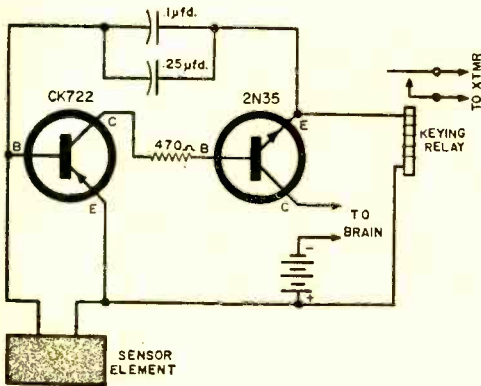


Exhibit of Argus I which netted Ronald second prize at the National Science Fair. He is holding R/C transmitter used to query satellite.



Pulser circuit above feeds sensor information to transmitter, where it is sent in its proper sequence at a signal from the "Brain."

You Can Record the Satellites

You can join in the greatest of all scientific experiments—the scouting of space by the IGY satellites. A new Audio Devices booklet describes how to use a modified FM broadcast receiver in conjunction with a stable communications receiver to tune in the signals from the satellites. With your tape recorder, you can record the latest "news" from the heavens about meteors, ultraviolet radiation, and other space phenomena.

This booklet not only tells you how to make and interpret the satellite recordings but, most important, it explains how you can determine if your recordings have value to the official satellite project. For your copy of "You Can Record the Satellites," see your audio dealer or send 10 cents to Audio Devices, Dept. PE-10, 444 Madison Ave., New York 22, N. Y.

the transmitter via a keying relay. Each pulser is turned on, hooked to the proper sensors and connected to the transmitter by the "Brain." This consists of a "timed" 22-position five-deck stepping relay which advances one position every five seconds, giving "Argus I" a programmed instrumentation cycle. By "turning off" the Brain timer by means of radio control, the cycle can be stopped at any point for prolonged observation of one physical phenomenon.

A second transmitter is included to allow the listener to know when the instrumentation cycle is starting and when the Brain is advancing. Both transmitters are one-transistor c.w. oscillators with a power input of 15 mw., and are fed by a 15-volt hearing aid battery.

A separate ultraviolet photocell changes the capacitance of the tuned circuit of transmitter Number II. As this sensor alternately faces and turns from the sun, the frequency of the transmitter is changed, switching from 1220 to 1300 kc. The frequency difference is relatively large so that the natural Doppler shift doesn't affect the solar aspect indication. Sensitivity is low, so starlight, moonlight or earth glow doesn't affect the sensor.

The radio control receiver in the satellite is tuned to a frequency of 27.255 mc., and is powered by two 1.5-volt penlight cells and a 22.5-volt battery. The transmitter, a typical radio control unit, has a 3.2-watt input.


Pulses of the instrumentation cycle, varied by the sensors from five beats to one-half beat per second, sound like short, staccato "beeps" typical of the Sputniks.

The cycle is as follows: recognition signal—10 seconds; equator mic. meteorite—20 seconds; polar mic. meteorite—15 seconds; equator temperature—15 seconds; equator UV radiation—35 seconds; polar temperature—10 seconds; internal temperature—5 seconds; and solar aspect— $\frac{1}{2}$ second every 5 seconds. Total—117 $\frac{1}{2}$ seconds. Duration of the cycle is variable from about 40 seconds to about 235 seconds.

Decoding. Equipment needed to decode the cycle includes three receivers, Doppler-effect correction devices, a graph-type recording counter with device for noting solar aspect, and interferometer (if desired). The beep rate is counted by the graph counter and notations are made by the operator regarding which phenomenon is being re-

(Continued on page 123)

By LEONARD FELDMAN



SWITCH to STEREO

*Add flexibility to your hi-fi system so you can listen
to stereo or monophonic programs*

MANY HI-FI FANS are adding an additional channel to their existing equipment to obtain stereo reproduction. This is a matter of economics—it is generally the least expensive method.



One drawback to such an installation is its lack of flexibility compared to a new dual amplifier-preamplifier combination. While the front panel of such a combination usually resembles the control board of an electronic computer, the knobs perform extremely important functions.

For one thing they offer switching provisions for feeding *either* a monaural signal or the two channels of a stereo signal to *both* speakers. In this way, both speakers are always in use and full amplifier power is available. With two separate amplifiers, you might just as well turn one of them off when you listen to a monaural

source, for the amplifier in use is connected to only *one* speaker of your pair.

Channel Reversing. At the present time, while there is general standardization as to which half of the tape is left channel and which is right (to some extent, this is also true of discs and cartridges), it's convenient to be able to reverse channels by flipping a switch. Most stereo amplifiers and preamplifiers feature such a switch on the front panel. In a two-amplifier setup not so equipped, about the only thing you can do to reverse channels is manually to disconnect and reverse the left and right speakers or input.

Balancing. Each amplifier will have its own volume control, of course. If all sources of stereo were perfectly balanced (right with respect to left), you could easily learn the optimum settings of these con-



trols. Unfortunately, the settings for phono will certainly be different from the settings for stereo radio broadcasting (AM-FM, or, eventually, FM-multiplex), which will in turn be different from the settings for your stereo records.

What's more, unless your pair of volume controls is located within arm's reach of your best listening area, you may end up jumping up and down a dozen or more times trying to adjust each volume control for best results. What appears to be balanced sound when you are off to one side is far from balanced when you center yourself between the two speakers.

The Stereo Switch. The first two "aids to flexible stereo" can be accomplished without tearing into any of the electronic circuits of your two amplifiers. Switching from monaural to stereo and speaker reversal are combined in an easy-to-build device.

Because these two functions can be performed *after* the amplifiers (that is, between amplifier and speaker), a double advantage results: the wiring is simple and not subject to hum and noise problems and the control can be conveniently installed at your listening position.

Construction Details. The controls are built into an aluminum chassis-box measuring 4" x 4" x 2". Size is not critical, however. The front panel contains a three-position lever switch and a double-pole, double-throw toggle switch. The rear sports four two-terminal screw type terminal strips, two for amplifier outputs from


each amplifier and two for connection to the two speaker systems.

The "common" or ground sides of the amplifier inputs and speaker output terminals are tied together. Besides simplification in wiring, this insures proper phasing of both amplifiers with respect to each other and with respect to the speakers being used.

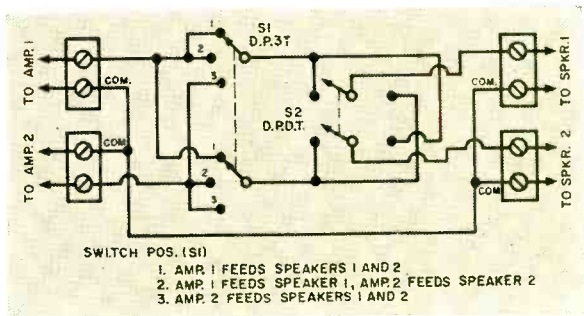
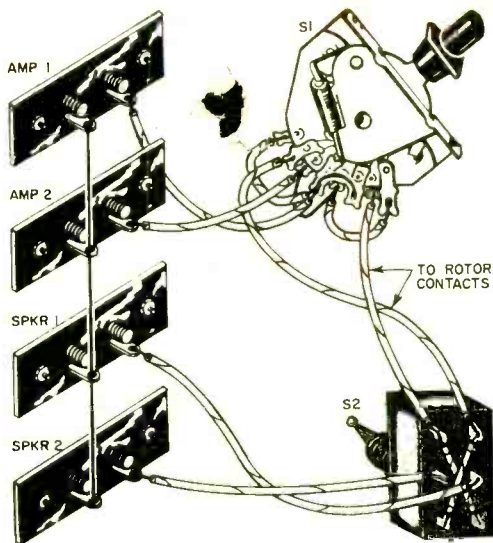
A schematic diagram of the switching system explains the actions of the switches. The lever switch (double-pole, three-position) is shown in the AMP 1 position. In this position, whatever signal is coming from amplifier 1 will be fed to *both* speakers. When the lever switch is moved to stereo position, the signal from AMP 1 will be connected only to SPKR 1 and the signal from AMP 2 will be fed only to SPKR 2. Finally, when the lever is thrown to AMP 2 position, whatever signal is developed in the second amplifier will be applied to *both* speakers.

The toggle switch labeled NORMAL and REVERSE is functional only when the lever switch is in the STEREO position. At that time, if it is thrown to REVERSE, the signal from AMP 1 will be fed to SPKR 2 and the signal from AMP 2 will feed SPKR 1. Obviously, when *either* amplifier is feeding *both* speakers, it doesn't matter what position the NORMAL-REVERSE switch is in.

Hooking It Up. In connecting the two amplifiers to the input terminal strips of the switch box, it is essential that the "common" or "ground" terminal of each amplifier be connected to the "common" side of



In this adapter, no switch position is included to provide for playing monophonic LP's with a stereo cartridge. Check the cartridge manufacturer for special connections required. See schematic at right. Pictorial (above, right) shows how to connect function switch. Photos above and at left show completed stereo switch and its interior.



PARTS LIST

- S1—2-pole, 3-pos. lever switch (Centralab 1454)
- S2—D.p.d.t. toggle switch
- 1—2"x4"x4" aluminum cabinet
- 4—Eakelite terminal strips, two-terminal screw type
- Misc. 6-32 machine bolts and nuts, solder, wire

each input terminal strip. If you are using two identical speaker systems, connect the same terminal of each speaker to the "common" terminals of the two output strips. To do otherwise would result in an "out-of-phase" condition between the two speakers which would tend to reduce the stereo effect under certain program conditions.

If you plan to use two speakers of different model number or manufacturer, you will have to "phase them out" before connecting them to the switch box. By applying the voltage from a small flashlight

battery to the terminals of each speaker, it is a simple matter to determine that connection which results in similar motion of each cone. Label the terminals + and -, and connect the same signs to the common, and the opposite signs to SPKR 1 and 2.

Added Flexibility. From the schematic it is easy to see the various modes of operation available. With the lever in the first position, amplifier 1 will feed both speakers. In the middle position, amplifier 1 feeds speaker 1 and amplifier 2 feeds speaker 2 for stereo listening. If you find the strings and tympani reversed, just flick the normal-reverse switch to the position which corrects this.

Finally, the third position of the lever results in amplifier 2 supplying both speakers. This, of course, doubles the number of available inputs for monophonic listening with two speakers and lets you have compatible stereo at the same time. —30—

Electronic

Garage



ELECTRONICS is taking all the fun out of life. For instance, who would deny that the great joy of the garage attendant is the "kicks" he gets in manhandling an auto's transmission, brakes—and perhaps fenders—in parking the car?

Now, Swiss engineers, those killjoys, have developed an electronic garage that takes all the thrill out of parking an automobile, although the insurance companies may breathe a bit easier.

A car arriving at the Basel "Autosilo" is assigned to a receiving bay by the control


desk. After putting the car in the bay (photo at left), the driver pushes a button and electronics takes over. Electrical impulses open and close doors, cranes and conveyors gently lift and deliver the car to the designated floor and exact spot at which it is to be parked.

When a customer calls for the car, the entire process is reversed. As the auto reaches the delivery bay, an automatic computer (see top photo) tallies the exact time it was parked at the garage. The cost is only one franc (25 cents) for the first hour, and half a franc for each additional hour.

A vast network of automatic safety devices was installed in this system of cables, conveyors, lights, switches and buttons. Each operation is electrically and mechanically checked before it continues into the next phase.

—30—

"Stolen Power" Transistor Radio



**Power from one local station can operate transistor amplifier
to boost signals from the other stations**

By J. R. MACK

TRANSMISSION and reception of electrical power without wires has been one of man's dreams since the days of the first spark-gap transmitter. However, despite laboratory demonstrations, practical application of usable broadcast power had to await the era of the transistor. Because the transistor requires so little power, it can be operated from unusual voltage sources.

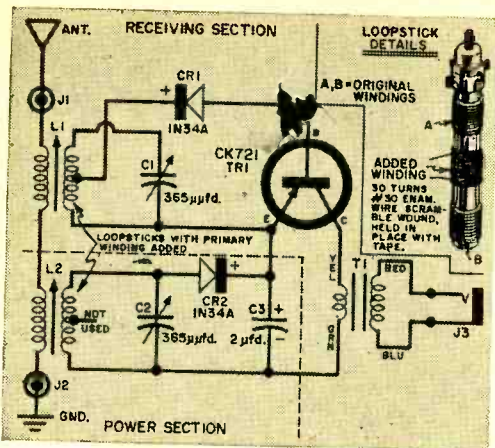
An ordinary receiving antenna can pick up several hundred microwatts of radio-frequency energy from a station in a strong-signal area. If this r.f. power is converted to a d.c. voltage, it will be sufficient to oper-

ate a low-current-drain transistor audio amplifier.

This, in turn, can amplify the audio output of a crystal detector receiver which can be tuned not only to the station being used for power, but also to other stations within its range.

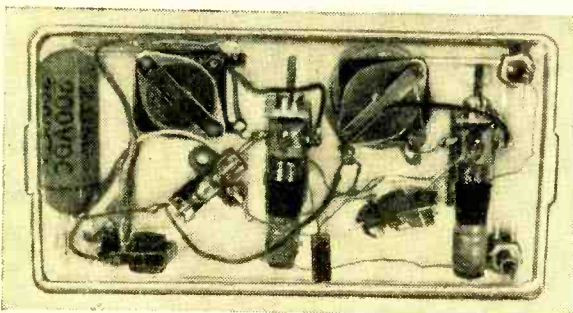
Construction. The stolen-power ear-phone radio can be built, with plenty of room to spare, in a 6" x 3" x 1½" plastic case. All drilling should be done from *inside* the cover, and with very little pressure, to avoid cracking the plastic.

Antenna coupling windings must be added to *L1* and *L2* as shown; leave ends



PARTS LIST

- C1, C2—365- μ fd. miniature tuning capacitor
- C3—2 μ fd., low-voltage metalized paper capacitor (Astron)
- CR1, CR2—1N34A crystal diode
- L1, L2—Loopstick antenna coil, tapped for transistor, for use with 365- μ fd. tuning capacitor (Lafayette MS-299)
- J1, J2—Pin jack
- J3—Miniature phone jack
- T1—Miniature transformer; primary, 100,000 ohms; secondary, 1000 ohms (Lafayette TR-97 or the equivalent)
- TRI—CK721 transistor
- 1—Plastic case with removable cover
- 1—Crystal headset (Lafayette MS-369)
- 1—6' length of #30 enamel-covered wire for added windings on L1 and L2



HOW IT WORKS

The receiver has two sections: (1) a power section which is tuned to the strongest local station and converts the r.f. energy to a d.c. voltage; and (2) a crystal detector receiving section with a transistor audio amplifier (TRI) operated by the d.c. supplied by the power section.

Power Section. The powering station is selected by modified loopstick antenna coil L2 and tuning capacitor C2. Crystal diode CR2 rectifies the r.f. signal and builds up a d.c. voltage across filter capacitor C3. The positive d.c. voltage from the power section is fed to the emitter, while the negative d.c. is connected to the collector through output transformer T1.

Receiving Section. Coil L1 (also with a special winding) and tuning capacitor C1 tune to the desired listening station. The station listened to need not be the same as that tuned by the power section. The received signal from the tap on L1 is rectified by CR1, and is applied to the base of TRI.

Note in schematic of "Stolen Power" receiver at left that the primary of T1 is connected to J3; this transformer provides proper match for a crystal earphone. Observe polarity when installing diodes. Rear view of receiver below shows general parts layout to be followed.

about 4" long for wiring into the circuit. One end of the new L1 winding goes to J1, while the other is soldered to one end of the antenna winding on L2. The free end of this winding is then soldered to the Gnd jack (J2).

The coils are fitted into the brackets supplied and the brackets are mounted with small 6-32 screws. Although the coils have tunable slugs, they do not require adjustment.

When the crystal diodes are installed, be sure to observe polarity and avoid overheating. The output transformer is a crystal microphone-to-transistor type, connected backwards.


Operation. A good ground connection to a water or steam pipe is a necessity. The longer the antenna used, the greater will be the d.c. power and the louder all stations will be.

In strong-signal areas, this set has worked well with a good ground and the antenna clip connected to a tall metal lamp or metal kitchen cabinet. For best results, an outdoor antenna from 50 to 100 feet is recommended.

Tuning the receiver is a little tricky since both the power and receiver tuning capacitors must be individually set. Slowly tune both C1 and C2 through the broadcast band. When a station is picked up, leave the receiver set and "sweep" the power tuning slowly across the band until you hit the point where the received station comes in at maximum volume. Leave the power knob set and retune the receiver to the desired station.

The receiver is most effective within a few miles from the station used for power, depending on your antenna length and efficiency. Further away, there may not be sufficient d.c. voltage output to power the transistor audio amplifier, but again, this also depends on your antenna.

**Put
PEP
in your
Antenna Tuner**



By JOSEPH W. DOHERTY, K2S00

***The coupler you built last November grows up with
just a few extra parts***

IF YOU BUILT the π -section receiver antenna coupler described in November 1957 POP'tronics ("Soup Up Your DX with an Antenna Tuner"), here is a worthwhile addition you can make at slight expense and in little time.

If you have not yet built the coupler, you can put together the complete unit in one evening. It is sure to pay extra dividends in improved reception. As a matter of fact, this unit, which started out as a simple antenna tuner and grew into a preselector and signal booster, can make your old receiver practically jump right off the table.

It combines the impedance-matching properties of the π -network coupler with a signal booster amplifier. The power supply is self-contained but, if desired, an

external supply can be used. No expensive components are required and the layout is extremely simple.

Design Features. This signal booster will provide amazing improvement even in a well-matched antenna system. There is a band selector switch position which allows you to bypass the coupler without having to disconnect the antenna and reconnect it to the receiver.

The power supply is of the a.c./d.c. type. However, neither leg of the line is connected to the chassis, thus eliminating the shock hazard associated with power supplies of this type. The rectifier is a silicon diode #1N1084 which comes complete with mounting hardware and 10-ohm resistor in the Sarkes Tarzian Replacement Kit #M150. Any other type rectifier with a

20-ma. or higher rating may properly be substituted.

To conserve space, a resistance-type line cord was used. Take care not to coil or bunch this cord, since it must be allowed to give off heat. Also, do not attempt to shorten it. The built-in resistor is 390 ohms "long."

Construction Details. The original design was modified to accommodate the r.f. amplifier with minimum expense and fewest circuit changes. Follow this procedure.

First remove the original *Bypass* jumper from *S1a*, *S1b*. Disconnect the lead to the junction of *L1* and *C2*. Then disconnect the antenna input lead from *S1a*.

Connect the antenna input lead to the wiper contact of *S1b*. Connect a lead from the 80-meter position on *S1b* to the *S1a* 80-meter position and *S1a* wiper. Now connect the *Bypass* lead from *S1b* to the ungrounded output terminal and, finally, connect the grid lead from *C3* to the junction of *L1* and *C2*.


Since there is considerable gain in the amplifier, it is recommended that the input and output leads be kept well separated or oscillation may result. As an example of the gain obtainable, one station heard in the bypass position was read on the receiver S-meter at "S6." The preselector raised this same signal to 40 db over "S9," thus pulling it well out of the noise.

The coupler should be grounded to a cold water pipe or similar good ground. If the receiver used is of the a.c./d.c. variety, connect the coupler output terminals to the receiver antenna terminals *only*.

Tuning the Preselector. Tuning is not difficult if you remember that *C1* is the loading capacitor and *C2* is the frequency-determining capacitor. There is some interaction between the two but, to keep it simple, adjust both alternately for the loudest signal. It is best to start out with *C1* at maximum capacitance, tuning *C2* until the signal is loudest. Keep in mind that the bandswitch must be in the proper position.

Decrease the capacitance of *C1* gradually until the signal starts to fade. Re-adjust *C2* for the loudest signal. If the signal has increased, decrease *C1* still further and repeat the process until the greatest signal strength is achieved.

In most cases, a point will be reached where advancing *C1* will cut the signal



HOW IT WORKS


The *pi*-network coupler is the tuned grid circuit of the 6AG5 tube. An untuned plate circuit is used to prevent oscillation. The output is resistance-capacity-coupled and fed directly to the receiver input terminals where it may be peaked by the receiver input circuits, depending on design.

Choke *RFC1* maintains a high impedance to ground in the grid circuit of the amplifier, and provides a grid return circuit. Capacitor *C3* provides an r.f. grounding path from the negative side of the power supply.

PARTS LIST

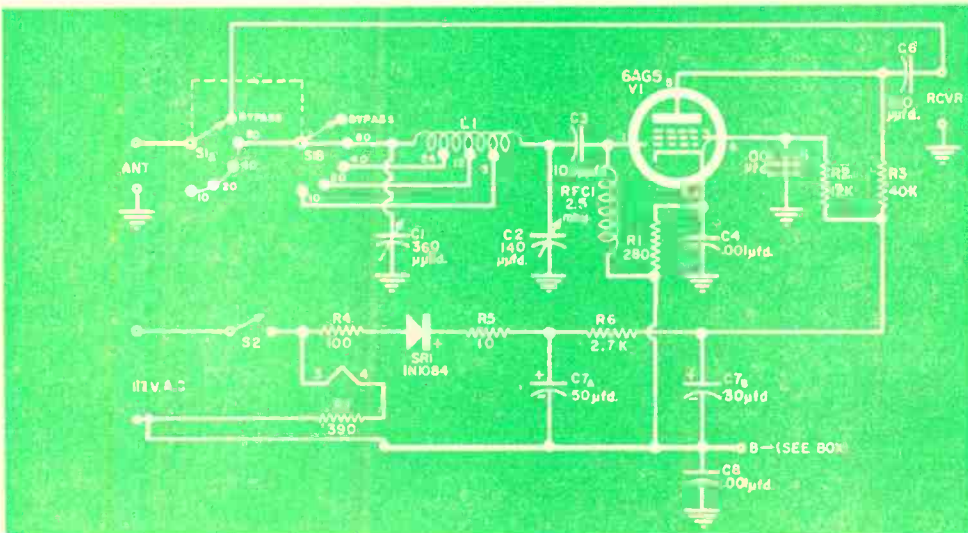

- C1*—360- μ f.d. variable capacitor
- C2*—140- μ f.d. variable capacitor
- C3*—100- μ f.d. disc ceramic capacitor
- C4, C5, C8*—0.001- μ f.d. disc ceramic capacitor
- C6*—100- μ f.d. disc ceramic capacitor
- C7a/C7b*—50-30 μ f.d., 150-volt electrolytic capacitor
- L1*—3" x 1" coil (B & W Miniductor #3015—48 turns, tapped as shown in schematic)
- R1*—280-ohm, 1/2-watt resistor
- R2*—12,000-ohm, 1/2-watt resistor
- R3*—40,000-ohm, 1/2-watt resistor
- R4*—100-ohm, 1-watt resistor
- R5*—10-ohm, 1-watt resistor
- R6*—2700-ohm, 1-watt resistor
- R7*—390-ohm resistance line cord (JFD #2190)
- RFC1*—2.5-mh. r.f. choke
- S1*—2-p., 5-pos. shorting switch (Centralab \pm 1404)
- S2*—S.p.s.t. toggle switch
- SR1*—Silicon diode Type 1N1084 (Sarkes Tarzian—see text)
- V1*—6AG5 tube

strength in spite of adjusting *C2*. This point is just beyond optimum coupling, which means that the antenna is over-coupled. At this point, rotate *C1* in the other direction slowly while adjusting *C2* through resonance until the optimum adjustment is found.




NOTE: While we normally bar a.c./d.c. chassis projects because of the possibility of shock hazard, in this case—since the antenna preamp was built up from an earlier project on the same chassis—using a transformer would have been difficult due to lack of space. While all B— points are raised above chassis ground, there is still some possibility of leakage. Therefore, we advise using an isolation transformer with this project.

THE EDITORS



The B— return shown on the schematic must be kept above chassis ground; this can be done by using a tie strip as return point. Note that R7 is the line cord dropping resistor. SRI and R5 are included in the replacement kit as indicated in the text. Photo on opposite page shows completed under-chassis wiring. Photo at top left shows top of tuner, while photo above indicates proper method of connecting tuner to receiver's antenna input.

By JAMES A. McROBERTS



Liven Up That Party...

With a "Warmth Meter"

WHEN the small talk has dropped, the refreshments have run low, and you're biting your nails to think of some way to pep up your party, drag out the "Warmth Meter." It's guaranteed to put sparkle into that get-together. Handled properly, it is also possible that this inexpensive little device can build up your reputation as a Casanova in modern dress.

Most of the parts, except the transistor and its socket, will probably be available in your junk box. Meter *M1* is a standard 0-1 ma. d.c. type. The two penlight cells (*B1*) snap into their holder in place of a switch, although you can add a switch if you wish. As you can see from the schematic on page 124, the circuit is quite simple.

It Shows Warmth. The transistor changes resistance when it is heated by fingers held against it. More collector current flows, which can be interpreted as the 'warmth' or 'lovability' of an individual. The meter reading will increase slowly since the G.E. 2N107 has a thermal lag of about 10 seconds to applied body heat.

A single transistor measures the temperature of your guests' hands . . . with a gimmick!

Good thermal contact with the transistor shell will raise the reading from 0.25 ma. to about 0.6 ma. at normal room temperature. The rise will vary with the individual. It will drop back slowly when the hand is removed.

Transistor *TR1* is housed on the end of its own shipping case, a plastic tube. The base resistor (*R1*) and transistor socket are in the plastic tube, too, as well as the 100,000-ohm resistor (*R2*). The latter resistor and a lead from the base extend to two contacts on the side of the plastic case.

There's a Gimmick. By shunting these two contacts, the meter reading can be in-

(Continued on page 124)

Want to write for POP'tronics?

Here's how to...

SELL THAT ARTICLE!



By **RICHARD J. SANDRETTO**

PERHAPS you have designed an unusual electronic device, found a new application for old principles, or would like to write about some practical procedure that you have found successful. Yet, you may have hesitated to do so for lack of incentive or knowledge of article writing technique.

Incentives. Three incentives are apparent: money, prestige, and experience. The rate paid for an article upon acceptance depends on its length, the number and quality of drawings and photographs, the publisher, and finally, the amount of editorial work needed to adapt the article to the publishing requirements of the magazine.

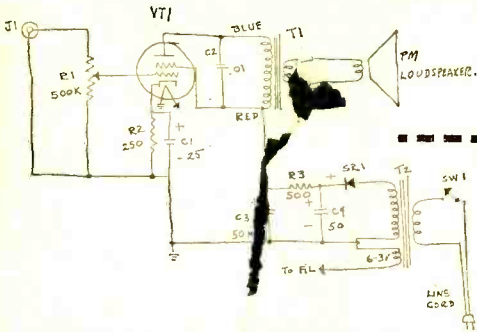
Prestige is the second motive for writing. Employers of technical personnel usually

respect this evidence of an employee's aptitude and sincerity of interest in the electronics field. And you, as author, will get a feeling of accomplishment when your original work appears in print.

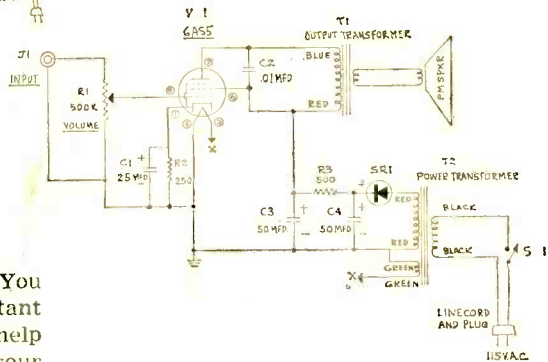
The final incentive is experience. The ability to express thoughts efficiently in a manuscript transfers to academic and on-the-job report writing. Experience also makes your later manuscripts more valuable.

Choosing Material. Your subject must be suitable. It must have mass appeal. It should be either practical or very novel, although sometimes an exceptionally humorous article is published primarily for its value as humor.

Having a valid subject, you must decide



Wrong way (left) and right way (below) to draw a schematic diagram. Use of an inexpensive plastic drawing guide with punched electronic symbols will simplify the job.



which magazine your article would appeal to most. Magazines are written and planned for somewhat different readerships. Your choice will influence the way you construct your article.

An outline which lists in orderly sequence the details to be discussed can be a powerful aid in arranging a mass of material into orderly form. You can check it to make sure that no important omissions have been made. And it will help to anticipate and answer any questions your readers may have.

The Text. Every article should begin with an introduction stating exactly what the article is about. It must also make a strong appeal for the reader's interest. No reader (or editor) will continue to read what promises to be disinteresting material.

The text must be written clearly and concisely, not overwritten. Avoid lengthy sentences. Even when they are grammatically correct, they tend to confuse the reader. Examine each word and phrase; omit those that are superfluous. Editing time that you can save adds to the value of the manuscript. If it is the magazine's policy, use appropriate subtitle.

Your manuscript should be neatly typed, double-spaced, on 8"x10" white paper, with wide margins to allow ample space for editing. Use triple spacing between paragraphs for clarity.

The title page should contain your name and the approximate number of words in the text. You should also include a synopsis for the editor so that he will know at a glance whether or not the subject matter is suitable for his magazine.

All pages of the actual manuscript should be identified: your name and address in the upper left-hand corner and the title and page number in the upper right is good practice.

- "SELLING" POINTS TO REMEMBER**
1. Your subject should be unusual, new or practical, and have mass appeal.
 2. The introduction should state exactly what your article is about, and make a strong appeal for reader interest.
 3. The text must be clearly written and concise.
 4. Manuscripts should be neatly typed with wide margins to allow space for editing. Number and identify all pages.
 5. Include a synopsis for the editor.
 6. Follow the magazine's policy with regard to style and presentation.
 7. Diagrams and drawings, when necessary, should be accurate, complete and neatly drawn.
 8. All illustrations should have adequate captions.
 9. Clear, glossy enlargements of photographs will increase the value of your article. Use "human interest" whenever possible.
 10. Check the manuscript, schematics and/or drawings carefully before submitting your article.

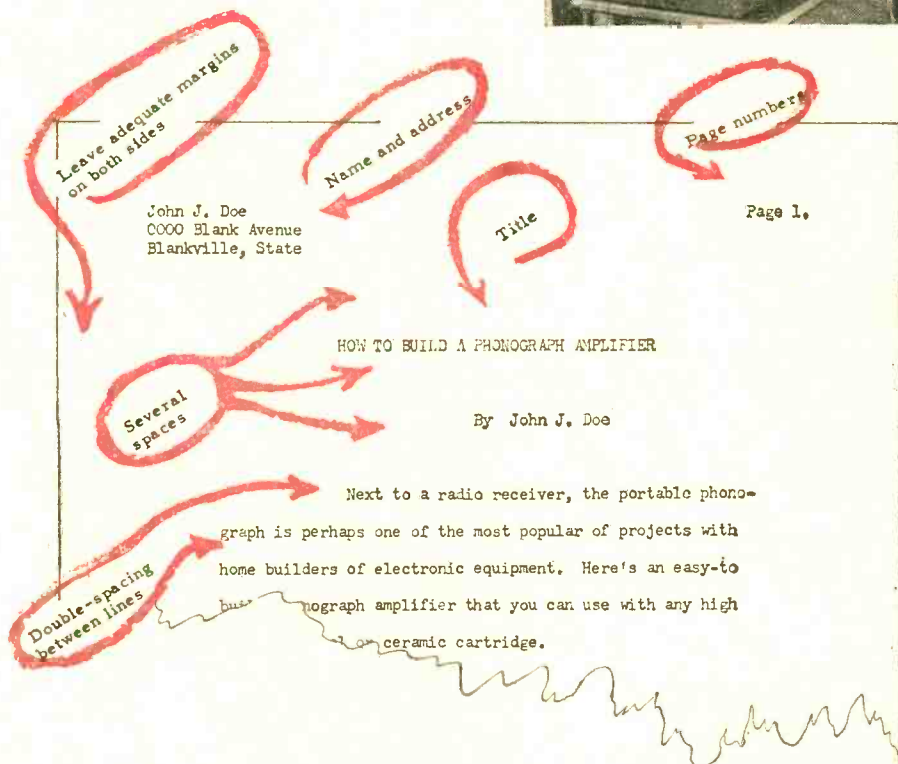
Keep a carbon copy of your manuscript. The original could get lost, or more likely, the editor may want to inquire into the text further while holding the original.

You will notice that many construction articles in POPULAR ELECTRONICS include a separate "How It Works" box which briefly summarizes the technical theory or operating details of the circuit. A separate page

of the manuscript should be used for this purpose. This is an example of writing in keeping with a magazine's policy of presentation.

Diagrams and Drawings. Nearly all electronics articles require schematics and parts location diagrams. These can be

The author at work (right). Sample page below shows a few of the details to be kept in mind when preparing a manuscript.



drawn on ordinary typing paper, but better ones are made on heavy, white 8"x10" drawing paper, available in tablet form.

Neatness is essential, and a two-dollar plastic drawing guide having punched electronic symbols will prove helpful. These can be purchased at drafting supply stores and book stores. Drawing can be done in pencil, and followed by careful inking, although the latter is not essential because drawings are redone by the magazine staff to insure uniformity.

Some magazines use separate parts lists; others include the values on the schematic. If needed, a parts list should be typed

(double-spaced) on a separate sheet of paper.



An article describing the construction of a speaker enclosure or other cabinetwork must include dimensioned drawings, plus a separate "Bill of Materials," which is a list of the dimensions, kind of wood, and number of pieces of each size of wood required.

All illustrations should have fairly comprehensive captions which tie in with the text discussion. This is especially true of photographs.

Photographs. These are *very* important. They sell the article first to the editor, then to the reader. Snapshots can be

units, which are easier to increase the value of your magazine's policy in this regard if it is necessary to have them done commercially. POPULAR ELECTRONICS prefers either negatives and contact prints or 8"x10" glossies.

Photos are most interesting when they contain "human interest" such as an attractive young woman or man shown using a device. This puts an element of action



into the picture. A close-up of a small control unit being held in someone's hand to give size comparison would be another example.

If you want to submit a construction article, a minimum of four photographs should be included: one showing the unit in use, two internal views (top and bottom or side), and a close-up of construction details of particular interest. The latter can be omitted if the described unit is fairly small because sharp enlargements of internal views give full construction details.

Take all views as close up as possible while maintaining sharpness. Internal views

are best taken by positioning the unit against a diffused light-colored background such as a pastel-colored blanket, so that the background is unobtrusive and may be easily masked out in any photo retouching work done by the magazine staff.

One way to identify an enlargement is to type out the caption and attach it securely to the bottom of the photo with a piece of Scotch tape. If you prefer to list your captions on a separate sheet, be sure to indicate on the back of the photo the caption which applies to it.

Any text reference to a part shown should be indicated by a call-out sheet placed over the enlargement. This is a sheet of tracing paper, available in tablet form, which is used to point out part


Good photographs are a must. Note clarity of meter dial at left. Circuit parts should be located on a call-out sheet (tracing paper) which is attached to internal view of chassis with a strip of Scotch tape.

locations. Prevent indentation of the enlargement by removing the sheet while marking it.

Final Steps. After you have finished your article, proofread the manuscript. Then check the schematics and/or dimensioned drawings for accuracy and completeness.

Type a letter of introduction stating any unusual reasons for having written the article, and place this with return postage on top of the orderly arranged manuscript. Clip everything together with a large paper clip and insert the material along with one or two 8"x10" pieces of corrugated cardboard into an envelope addressed to the attention of the managing editor.

Finally, send your completed manuscript via first class mail and await an acknowledgment of its receipt. It won't do any harm to keep a hopeful eye on your mail box. Electronics publications welcome new authors.



Turn It - for Better Pictures!

***Aim your TV antenna directly at transmitter to eliminate
ghosts and weak signals that mar reception***

A TELEVISION set can give top performance only if adequate signal level is present at its antenna terminals. There seems to be a growing tendency, however, for set manufacturers to minimize the need for antennas and proper installations, and to point up portability and set quality.

Under certain conditions, this is fine, and good pictures are received, but in many locations picture quality is poor on one or more channels. The finest TV set can only handle the signal that is fed into it, and if this is poor, the resultant pictures leave



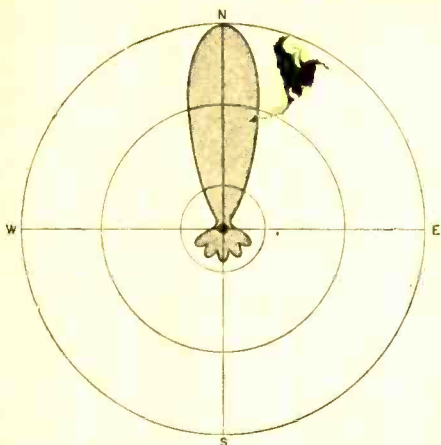


Fig. 1. Typical reception pattern of a directional antenna. Because the antenna is so highly directional, it is very important to get the lobe pointed "on the nose" for top reception.

a great deal to be desired by the viewer.

Good antennas properly designed for present-day channel allocations are available at reasonable prices. So are the hardware and accessories necessary to make a neat, efficient installation with plenty of signal outlets—so that the set can be operated almost anywhere and will give a good picture. In many locations, this means the installation of a rotator under the antenna so optimum signal can be obtained from every available channel.

High-gain antennas today have very sharp, directive pickup patterns. (See Fig. 1.) These provide many advantages: more signal strength; less interference from other stations on the same channel, but in a different direction; much less pickup of noise or interference in the vicinity of the TV set. The more directive the antenna, the more necessary is the use of a rotator to point it in the proper direction to make full use of these advantages.

What Rotators Are. Essentially, an antenna rotator consists of a small control unit located at the set, and a motorized rotating assembly attached to the mast supporting the TV antenna, plus the required multi-conductor cable joining the control unit and rotator assembly.

Good rotators are available in a number of shapes and sizes—the major difference being the ability to handle various sizes and weights of antennas. The smaller units are suitable for single-bay antenna arrays

that weigh up to 20 pounds or so. More powerful units can handle larger arrays or multiple antennas weighing up to 150 pounds. As the latter units hold any antenna better when subject to wind, they are to be preferred in those areas where storms are prevalent.

Although rotators themselves vary little in basic design, their associated control units usually offer a choice of models which can be classified as follows:

- **Automatic type:** this model adjusts itself to preset directions. The TV viewer sets the control knob or pointer at the desired direction, and the rotating assembly automatically points the television antenna in the correct direction, then stops.

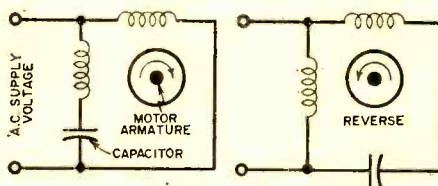
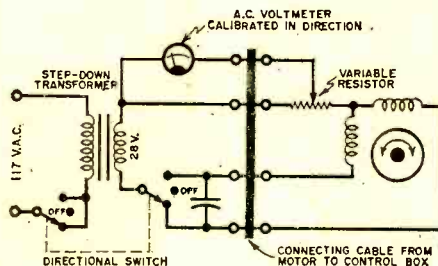


Fig. 2. Note how motor will reverse when capacitor is put in series with line.

Fig. 3. All the features of a modern rotator are indicated in this schematic.







- **Direction indicator type:** this model operates as long as the unit is actuated until the desired direction is achieved, as indicated on the meter of the control unit. Rotation stops when the control is released.

- **Non-indicating type:** this is similar to the direction indicator type except that the viewer visually adjusts the television antenna until the sharpest and clearest picture appears on the screen.

Reversible Motors. Every rotator system uses a low-voltage reversible a.c. motor in the mechanical unit. The voltage sup-

Alliance Tenna-Rotor (right) is sealed against the weather and factory-lubricated for the life of the unit. A typical control unit (below, right) for Alliance rotators automatically indicates compass direction of the antenna, harmonizes with decor of the home.



Cornell-Dubilier CDR rotator, factory-sealed against the elements, is lubricated at the plant and never has to be touched once it's installed. Control box with it also indicates antenna direction.

plied to the motor is kept below 30 volts so that inexpensive, easily installed power cable may be used. Such motors have two windings and three of the leads in the power cable are used so that direction of rotation can be controlled.

The rotator motor is basically a two-phase device. When two windings on an a.c. motor are placed so as to be 90° from each other and the a.c. voltage applied to one of these windings is fed through a capacitor of the proper value, the current

(Continued on page 121)



Misfortune Teller

SO you *had* to do it!" groaned my wife. "You *had* to unearth that miserable flop of a digital-computer-type monster from the basement."

I fanned a fond glance over the dismembered components of "Funiac," spread across the workbench.

"Got a marvelous idea," I admitted.

"I've heard that one before, too." The wife shook her head slowly, negatively. "Talk about your masochistic—"

"Odd that you should use that term," I said, thoughtfully. "Especially since my idea revolves around the theory that a short-cut to a whumping, annual fortune in royalties lies in developing, producing and mass-marketing an electronic counselor! Perhaps that alleged feminine intuition you are continually touting *has* psychic propensities after all!"

"Electronic counselor?"

"Certainly. What with the increasing pressures and problems imposed upon our society, an electronic counselor—installed in public places and, perhaps, even in homes—would prove indispensable to an ever-growing population, most of whom are laden with an excess of doubts, fears and questions regarding their futures, their plans and their present dilemmas." I

smirked roguishly. "Operated by the insertion of a coin—say, four-bits an answer—a horde of Kohler Electronic Counselors would put us in the 90% bracket faster than you could spell out Form 1040 with signal flags, babe!"

"What's old dismembered Funiac got to do with it?" She eyed the makeshift cabinet dourly. "As I remember, Funiac was something of a psychotic machine."

"Cheaper to modify the components in Funiac than to wreak havoc with the so-called budget by buying new ones. Actually, the modification process calls for surprisingly few changes." I tapped my schematics meaningfully. "With a couple of pulse regulators, here, and a new storage gate or two, there—whipsy-tinkle—Funiac has been converted into an entirely different instrument!"

"All your nutty ideas sound like lead-pipe cinches," she observed bitterly. "But I'm still wearing cotton dresses and doing my own housework."

"You'll appreciate being filthily rich all the more for these long years of genteel, middle-class poverty," I declared positively. "Assuming you call a lovely home, a treasury of electric, labor-saving appliances, two closets full of cotton dresses and a small, delightful foreign car definite proof of genteel, middle-class poverty."

"Some wives wear mink and drive Cadillacs."

"Some wives," I returned, "have a little

By **CARL KOHLER**



faith in their brilliant, persevering husbands."

We left it there.

SIX WEEKS LATER—having reread my books on Boolean Algebra and Advanced Cybernetics to diminish needless errors, and having completed the Counselor—I finished installing the carefully designed components and their cleverly devised mountings and housings in the ball-like cabinet which I had decided upon, that ultra-modern shape being more pleasing to the eye than



the archaic, conventional cabinet previously used. Standing back, I regarded the globular Counselor with some pride.

Just then, the wife arrived with coffee.

"Let's drink to an electronic achievement, and one, I might add, which will put us on the north end of Easy Street once the world is introduced to my masterpiece!"

"Looks mighty like a hi-fi baffle, doesn't it?"

"Mere esthetics," I chuckled. "The real proof of genius is inside! Would you like

the privilege and honor of giving the Counselor its first problem?"

"What must I do?" She trembled, visibly.

"Take one of these specially designed cards, clearly print your question in a single sentence upon it, and insert it into the Counselor. Pretty simple, eh?"

"This gismo reads?"

Her incredulous expression broke me up. After my spasm of uncontrolled hilarity had evaporated, I managed to give her a reasonably plain explanation of the photo-beam relay system that theoretically would translate a written series of symbols into electronic signals which would, in turn, activate the selector-converter and the information-banks.

"Can I write any kind of a question?"

"Sure," I reassured her. "The Counselor is not limited to a single subject. Write anything."

Painstakingly, she hand-printed on the card: *How are things going to be from now on?* I fed it to the Counselor. There were several muffled sounds similar to a short-wave radio with a head cold—then, the electric, portable typewriter inside the cabinet began clacking furiously. A second later, her card dropped out of the instrument.

"Well?" I demanded in an agony of expectation.

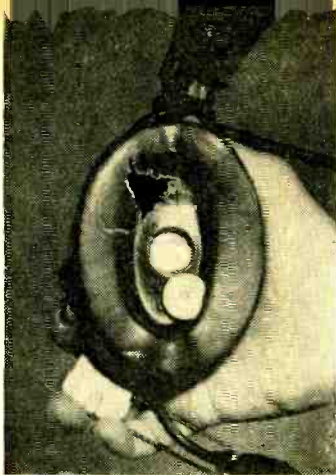
She read the card to herself, giggled and handed it over.

You will meet a tall, dark stranger, said the card.

"That's odd," I mused. "Perhaps the selector-converter unit hasn't settled to its cycle yet. Let me give it a try."

Quickly, I lettered: *When will mankind master outer space and interplanetary*

(Continued on page 129)




Electronics Today

Sound cancels out sound in experimental earphones (above) being used by a U. S. Army tankman. With these electronic earmuffs (see inset), the radioman can hear incoming messages clearly even under noisiest conditions. One circular microphone (lower button) picks up noise that leaks through the cushioning and produces a second noise, opposite in phase, which tends to cancel out the first, resulting in relative quiet. The device was developed by the Signal Corps and RCA.


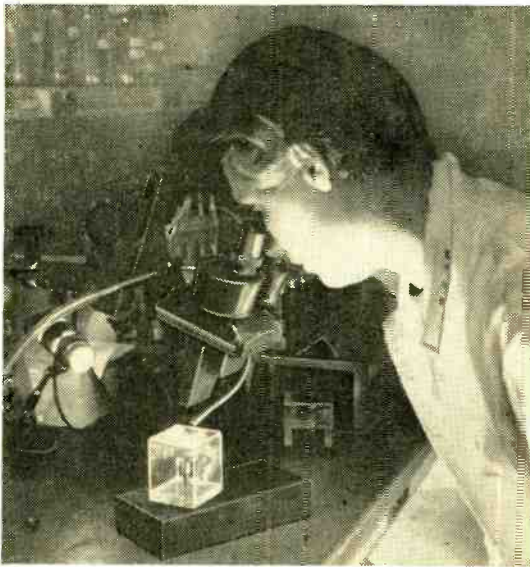


Research to eliminate the problem of metal "whiskers" is being done at Boeing Airplane Company in an effort to increase the reliability of electronic equipment. The crystalline "whiskers" are found on tin, cadmium and zinc surfaces. Invisible to the naked eye, they can actually "grow" through paint and insulation, and often short out circuits. At right, a technician examines such a growth on a potentiometer under a stereo microscope.

A boon to astronomers is the new RCA intensifier orthicon, which "sees" at extremely low light levels with 100 times the sensitivity of the fastest film. It should aid in discovering details of planets and nebulae heretofore unknown, and should have a wide variety of uses here on earth.



The huge steel room above was designed to permit testing of military equipment, including missile components, with a vibration machine weighing 6000 pounds. It is 8' high and wide by 12' deep inside. Installed at the Stromberg-Carlson Electronics Center in Rochester, N. Y., the chamber has a temperature range of -120° to $+350^{\circ}$ F., a humidity range of 20 to 95% and an altitude ceiling of 100,000 feet. These ranges can be extended if necessary.



Electron tubes are getting new containers, as shown at right. These Westinghouse space-saver "match-box" tubes do the same work as conventional types, but are much more reliable and save space in equipment such as computers and TV sets.



Short-Wave Report

By HANK BENNETT

IT ISN'T OFTEN, in short-wave listening ranks, that you find an avid DX'er among the ladies. One of the few that we know is Miss Esther L. Cottingham, of 3508 Altamont Way, Redwood City, Calif., a POP'tronics reporter.

Miss Cottingham, whose chief occupation lies in the journalistic field—she is currently writing for *The Guide to Alaska*—began DX'ing back in 1937 in Oregon. An old Midwest all-wave receiver enabled her to log many short-wave stations. When it appeared that costly repairs would be neces-

sary because of their excellent programing and continually dependable reception throughout the year.

Miss Cottingham puts her best DX under two categories: "distance" and "surprise." In the former she lists ELWA and HLKA. The surprise came about as a result of her hearing a voice news transmission from the "U.S.S. McKinley" on May 17, 1956. This broadcast, basically for the newspapers,

Experienced DX'er

Esther Cottingham, shown with her six-tube Telefunken "Operette." Atop this receiver is a Sonora "Globe Navigator" built into a world globe.



sary, however, she acquired her present six-tube Telefunken receiver, "Operette" model. Coupled to this is a 66' doublet.

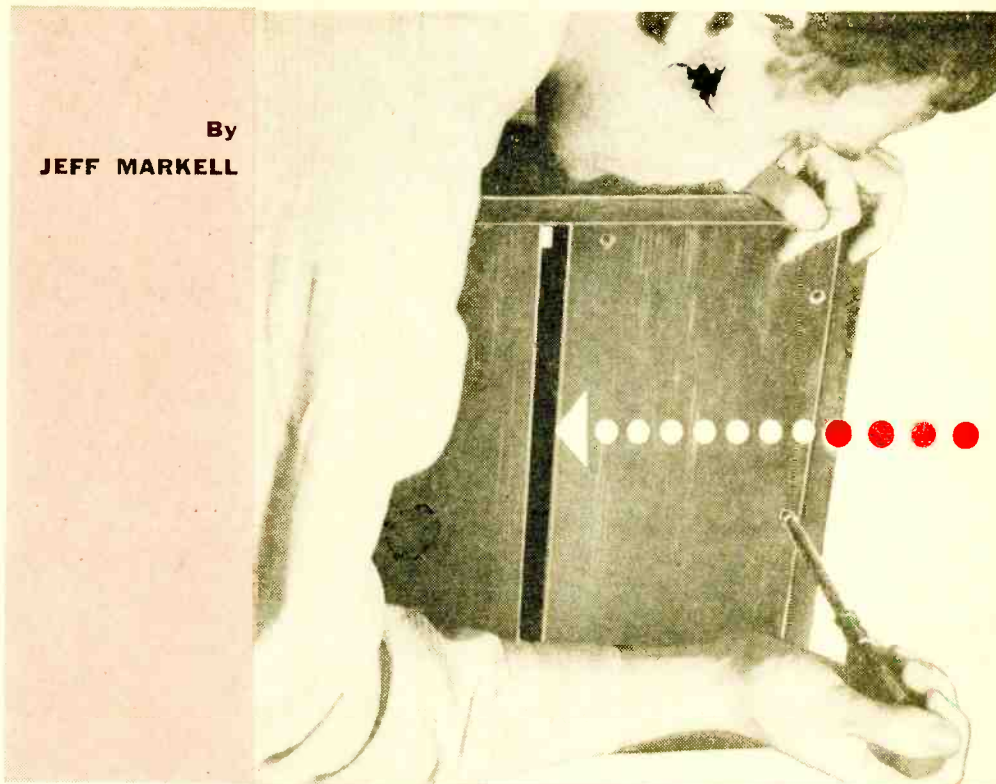
Possessing 39 verifications covering 28 countries, Miss Esther has logged 42 countries in all. Her best veries are from Liberia (ELWA) and South Korea (HLKA). Her receiver is usually tuned to the 25- or 31-meter bands (11 or 9 mc.), with *Radio Brazzaville* and *Emissora Nacional*, Lisbon, being her favorite stations

concerned the detonation of an H-bomb in the Pacific Ocean.

In the photograph you will notice a world globe atop the Telefunken receiver. This globe is actually another receiver, although few would recognize it as such. It is a Sonora "Globe Navigator," bought in 1941. Showing shipping lanes, distances, and radio stations, it is a great help in DX'ing, according to Miss Esther.

(Continued on page 137)

By
JEFF MARKELL



Slot-Box Your Speaker

*You get BIG sound out of a
small space with this inexpensive and
easy-to-build enclosure*

TO THE HI-FI FAN of modest means and limited room, the problem of acquiring a speaker enclosure that will provide good sound and at the same time occupy a small space is paramount. My solution to the problem is simple, inexpensive, and gives gratifying results.

The entire enclosure measures 16" x 16" x 12" and can be put almost anywhere. You can leave it on the floor, hide it in a corner, or hang it on the wall. It's not very heavy. It could be built in as part of a larger piece of furniture that serves other purposes. Or it could be incorporated as part of a bookcase since it is only 12" deep.

Low Cone Resonance. The unit is designed primarily for use with 8" or 10" loudspeakers of relatively low cone resonance. I have had particularly good results with

the Beam-Stentorian 8" and 10" speakers although there are a good many other suitable ones.

The principle of this reflexion port enclosure is fairly simple. One of the main reasons a speaker has trouble operating in a completely closed box of small dimensions is that when it tries to make the large excursions necessary to reproduce the bass notes there isn't enough "give" to the small amount of air trapped in the box. As a result, the cone is sharply damped at the low end, and the bass resonance moves up in frequency, thereby causing a rather unpleasant, boomy response.

In this enclosure, before the air pressure inside can build up enough to affect the speaker, air will start moving through the Fiberglas-covered slot in the back. This allows the speaker sufficient freedom of movement at the low end and still maintains a desired degree of air loading.

The slot in the back operates more as a pressure release vent than a reflex port. It will not give your speaker a bass end if it doesn't already have one—which is why you should use a speaker with a low cone resonance. With such a speaker, you will get a smooth over-all response with a clean bass end that is not tubby or boomy.

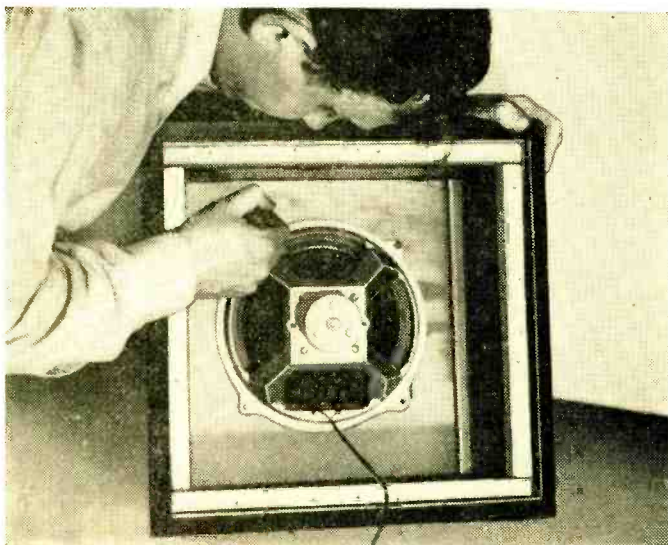
Building the Enclosure. The construction of the cabinet is simple. There are several different ways of jointing it at the corners. If you have equipment available to cut accurate miters, by all means miter the joints. You get a good-looking, professional-type job that way. Otherwise, use a butt joint. It's a matter of appearance, not performance.

Note that the lengths to which you cut your pieces for the top and bottom are the same no matter which way you do the jointing—namely, 16". However, the lengths of the sides will vary depending on the type of joint: miter joint, 16"; plain butt, 14½".

First cut the top, bottom, and two side pieces. Then prepare the ends for joining depending on the type of joints you intend to use. Miter all ends for miter joints, or smooth off the ends for a plain butt.

Assemble these first four pieces to form the basic box, using glue and finishing nails. Then take your molding and make a frame to fit over the front of the box. Attach it with glue and small finishing nails. This time you have no choice—you have to miter the corners. But mitering molding is easy whereas mitering a whole side might not be.

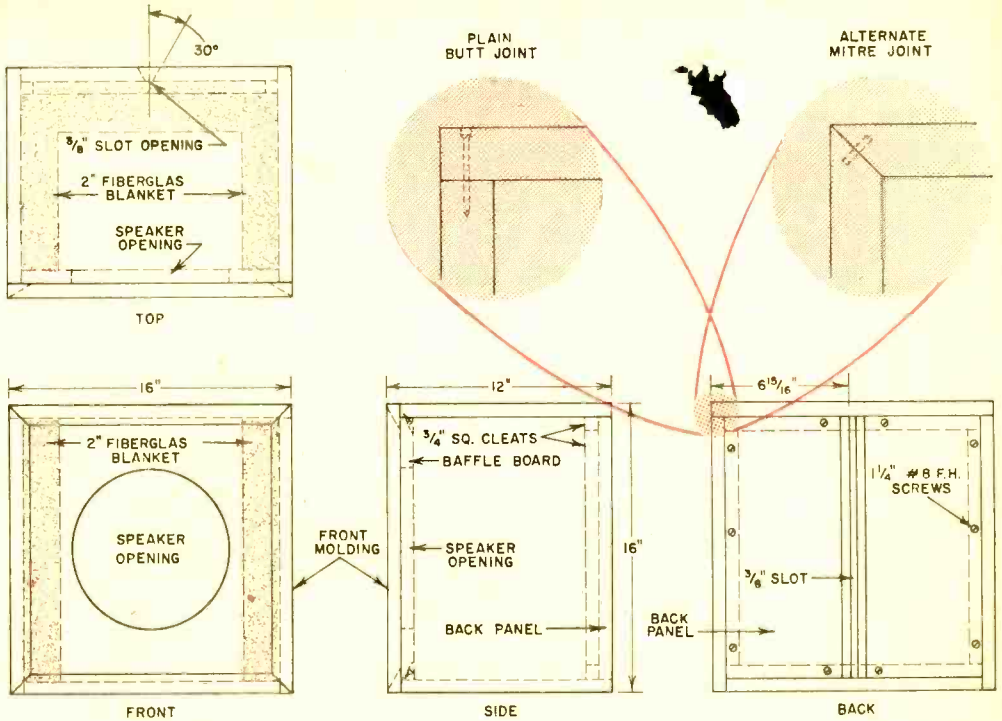
Choose molding to your taste. You will be surprised what a difference it can make in getting this piece to blend well with your furnishings. Be sure the molding overlaps the inside of the box by at least ¼" so that



when you install the speaker mounting board it will have something good and solid to push up against.

Mount the Speaker. Now cut the speaker mounting board. Make it just a shade smaller than 14½" x 14½" on the sides so you won't have to fight to get it in. Cut the speaker opening in the center of the board to the appropriate size for the speaker you plan to use. Most 10" speakers require a hole 9" in diameter; most 8" speakers need a 7" hole.

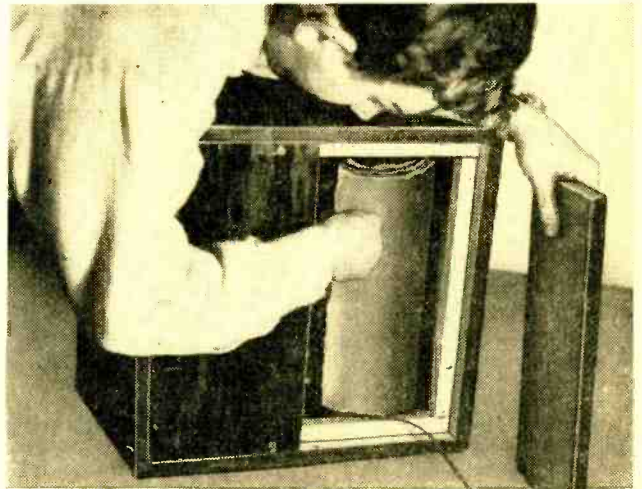
The next step is to blacken the front of the mounting board and the inside of the speaker hole. Paint or stain will do. This will prevent the speaker from showing up as a dark circle through the grille cloth. After the board is dry, tack or staple the grille cloth to the front of it and trim off the cloth flush with the edges.



Construction diagram above shows how to fit pieces together, and gives two alternate methods for joining. Photo at left shows speaker being mounted in completed enclosure. At right is the final step: installing Fiberglas and "buttoning up" the back.



Finish the cabinet before you install the mounting board. Otherwise you may slop stain over the cloth. Then mount the board by screwing diagonally through it into the sides. Be sure it is tight against inside of molding. The material for the $\frac{3}{4}$ " square cleats for the back can probably be obtained as a stock item in a local lumber yard. Install them with glue and nails. When the glue is set, cut out the two back pieces and try them in place to make sure that you have an exact $\frac{3}{8}$ " slot open between them. You will see that the panel edges facing the slot are angled at 30° ; don't fret over a degree or two, but keep them close.

Mount your speaker, insert the Fiberglas



as shown, screw on the back pieces, and you are finished. Note that the Fiberglas is not stapled, glued or otherwise fastened. Just cut it to the right size, shove it in place, and it will stay by itself.

What's New for the Ham and SWL



HAMS and short-wave listeners who have been itching to work the v.h.f. bands can lift their sights to these frequencies with the Electro-Voice RME VHF126 converter (top). It works with any receiver that tunes to 7 mc., and will give complete coverage of 1¼, 2 and 6 meters. The three bands tune from 48.4 to 54.2, 143.4 to 149.2 and 219.4 to 225.2 mc. It is said that image response is practically eliminated on all ranges. This converter has its own power supply and provides fast or micrometer tuning.

One of the first units of ham equipment manufactured in Europe for the American

market is the Geloso G-209 receiver (above). For the 10- to 80-meter bands, this receiver uses 12 standard tubes plus voltage regulator, ballast and dry disc rectifiers. The circuit is a full double-conversion superhet with two crystal-controlled second-conversion oscillators for stable reception of double- or single-sideband signals. A separate crystal oscillator acts as a calibrator for all bands, and there is a noise clipper, a large S-meter, an earphone jack and remote relay terminals. A companion transmitter is also available.

The WRL Sidebander DSB100 (left) is available in kit or wired form. It is a band-switching, suppressed-carrier, double-sideband rig covering the 80- to 10-meter bands, with continuous band coverage from 3 to 9 mc. and 12 to 30 mc. Designed for 100 watts PEP double sideband, 40 watts AM phone or 50 watts c.w., it can be used with standard crystals or regular VFO. A minimum of 35-db carrier suppression is claimed on all bands. If one sideband gets QRM, the receiving operator can switch to the other. An internal tone generator facilitates tuning.

-30-

AFTER CLASS

Special Information on Radio, TV,

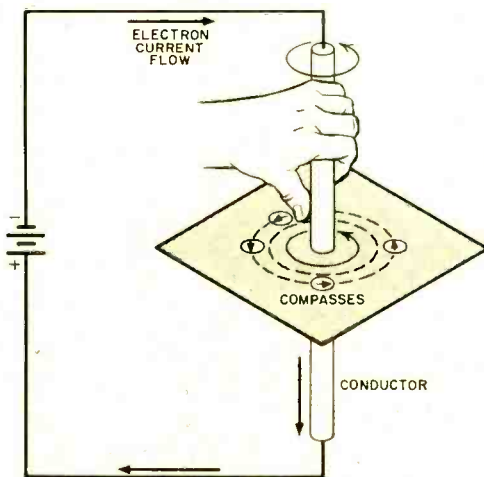


Radar and Nucleonics

SPEAKING OF MAGNETISM—Part 2

WHAT KIND OF FORCE exists between two closely spaced, parallel, current-carrying wires? Are the wires attracted to one another or do they repulse each other? Before we attempt to answer these questions, let's refresh our memories on two simple "hand" rules concerning the direction of a magnetic field due to a current.

Rules of Thumb. The first is Oersted's famous rule: if the thumb of the *left hand* points in the direction of the electron current in a wire, the fingers then encircle the wire in the direction of the lines of force (Fig. 1). Small compasses distributed around the wire show—by the direction in



which their little N-poles point—which way the field is going, and verify Oersted's rule. (If you have encountered this rule given for the *right hand*, it must have been in a book that still employs the old plus-to-minus current flow convention rather than the more modern electron current idea. See *After Class*, June, 1958.)

The second rule of thumb describes the direction of the magnetic field of a solenoid as related to the current flowing in the coil. If the fingers of the left hand encircle the

coil in the direction of the electron current, then the extended thumb will point in the direction of the lines of force produced by the solenoid, as in Fig. 2. To distinguish this from Oersted's rule, it is commonly referred to as the "rule for coils."

Obviously, an electron current traveling *upward* in the conductor of Fig. 1 would produce a clockwise rather than a counter-clockwise field in the horizontal plane. If the electron current in the coil turns is reversed, the field direction will also reverse. Both these turnabouts are, of course, predicted by the applicable rule.

Using Field Theory. We now have everything we need to solve magnetic force problems of any type using field theory rather than magnetic poles. Suppose we have two parallel conductors in which current is flowing in the same direction. Looking at these conductors sidewise, they appear as shown in Fig. 3(A).

From this perspective, it is difficult to visualize and draw the lines of force associated with the current. To make the job substantially easier, we will adopt a convention that is now universally accepted:

Fig. 1. Oersted's left-hand rule specifies the direction of a magnetic field which surrounds a current-carrying conductor.

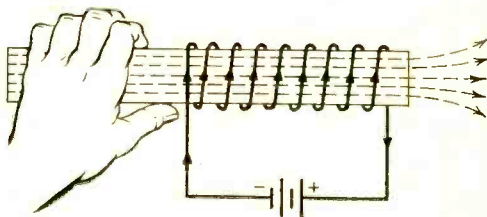


Fig. 2. The left-hand rule for coils is used in determining the direction of the magnetic field due to coil current.

all wires pictured as little circles representing the cross section of the conductor passing through the plane of the paper at right angles.

If the current direction is out of the paper toward the reader, we imagine that he sees an arrow point; thus we designate an outward-flowing electron current by a dot in the center of the circle. For the opposite case, an electron current flowing into the paper away from the reader, we picture a receding arrow whose tail-feathers are visible. We show such a current as a cross (for the tail-feathers) in the center of the circle.

Force Directions. Let us now visualize the two parallel wires of Fig. 3(A) swung through 90° so that they present a cross-

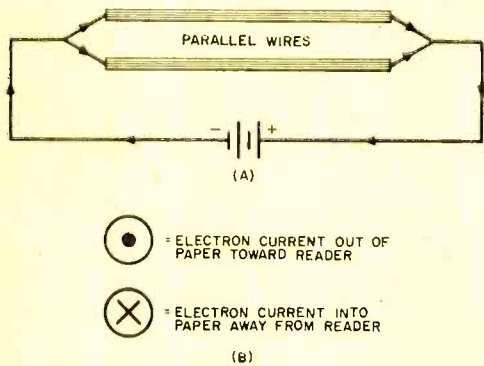


Fig. 3. Two parallel conductors carrying currents in the same direction (A), and cross-section convention (B) for showing electron currents flowing in or out of the plane of the paper.

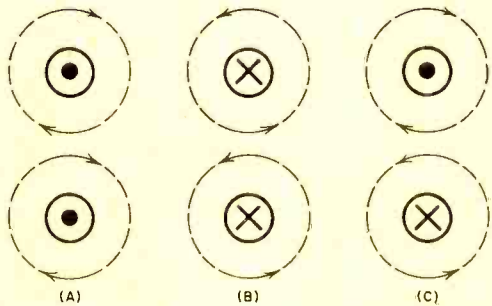
Fig. 4. Both currents flowing out of the paper produce two sets of clockwise fields (A); both currents flowing into the paper produce two sets of counter-clockwise fields (B); and one current flowing into the paper and the other out of the paper produce opposite circling fields (C).

between the wires, adjacent lines of force have opposed directions, giving rise to an *attractive force* as required by the fourth characteristic of lines of force (see Part 1, August issue).

If you had pictured the two wires of Fig. 3(A) swung around the other way, the electron currents would have had to be shown receding—crosses in the circles as in Fig. 4(B)—and the circular fields would then have been counter-clockwise. Note, however, that this makes no difference in field theory application: the line directions are still opposite between the wires and the force is again attraction.

Fig. 4(C) illustrates the state of affairs when the current flows in opposite directions through two parallel wires. Adjacent lines between the two conductors have the *same direction*; so a force of *repulsion* appears between them as predicted by the second characteristic given for lines of force in Part 1. You can demonstrate these effects by stretching 8" lengths of #32 or #34 wire about 1 millimeter apart and connecting their ends to a 6-volt storage battery; the contact should be momentary to avoid overheating the wires.

These examples lend strength to our contention that polar reasoning must give way to the field approach merely because you cannot work with magnetic poles if you

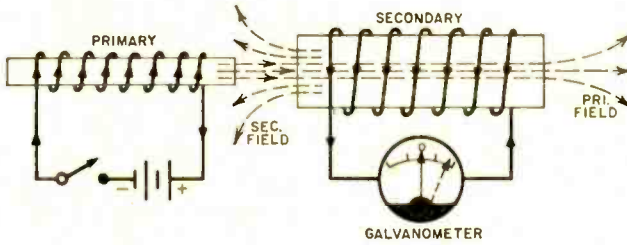


can't even find them! Our next example is really the clincher. We will show that with induced currents, the polar attack leads to *two contradictory results*.

Induced Currents. Two coils are positioned end-to-end as in Fig. 5. In series with one of them is a battery and a momentary push button or switch. A sensitive galvanometer with a center-zero scale is connected in the second coil circuit. When the key is momentarily pressed, the galvanometer needle swings one way, say to the

right, and when the key is released, the needle swings to the left.

From the principles of electromagnetic induction, we know that while the magnetic field is building up and out of the first



coil (the primary winding), it cuts through the secondary winding and induces a current. When the key is released, the primary field collapses, cutting back through the secondary coil and inducing a current whose direction is opposite from the first. The direction of the induced current is given by Lenz's law (which, by the way, is merely a re-statement of the Law of Conservation of Energy in electrical terms): *an induced current has such a direction that its magnetic action tends to oppose the motion by which it is produced.*

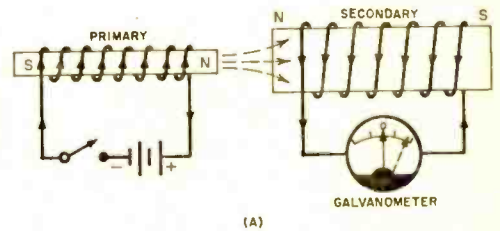
Imagine that the key in Fig. 5 has just been closed so that a surge of electron current occurs in the direction shown. Using the rule for coils given previously, we can say that a magnetic field expands outward from the primary as a result of this current, cutting through the turns of the secondary. The current induced in the secondary coil, according to Lenz's law, must have such a direction that the field it produces *opposes* the initial, expanding field. This current direction—arrived at by again employing the rule for coils—is indicated by the arrows on the secondary turns.

When the primary circuit is then opened, the initial field collapses back into the first coil. This permits us to say that the actual *motion of the field* is now the reverse of what it was when the key was closed. To oppose this motion, the current in the secondary promptly and obligingly turns about and creates a magnetic field toward the right—in other words, it creates a field that opposes the collapse of the primary field.

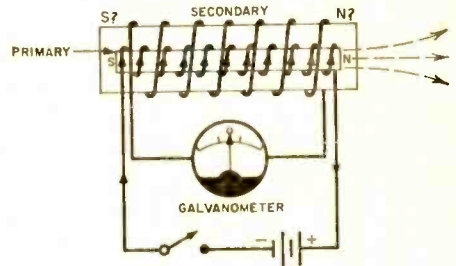
This approach gives the right answer no matter what the relative positions of the coils may be. It works just as well if the

Fig. 5. A primary magnetic field in the process of growing toward the right induces an electron current which causes a secondary field to grow to the left. The galvanometer needle indicates current flow in the secondary coil winding and the direction of the flow.

Fig. 6. With the primary and secondary coils end-to-end (A), polar approach predicts same induced current as field approach, but when primary is inside secondary coil (B), the polar approach gives incorrect induced current direction.



(A)



(B)

primary coil is inside the secondary, outside the secondary, or end-to-end with it.

The Wrong Answer. Now let's see what happens if we try to use polar reasoning. Closing the key causes a growth of the primary field out of the right side of the coil when the windings are end-to-end; this necessitates labeling this side of the coil "N" and the left side "S." (Remember? The N-pole is the side from which the lines emerge.)


To oppose the growth of an N-pole on the right side of the primary, an induced N-pole must form on the left side of the secondary; since like poles repel, opposition is being produced by repulsion in this instance. See Fig. 6(A). So the answer we

(Continued on page 132)


Hi-Fi Highlights

MANY READERS have been writing in to inquire about new and novel developments in high-fidelity equipment that they have heard about. To help supply such information quickly, POPULAR ELECTRONICS presents a roundup of the most interesting high-fidelity accessories crossing our desks in recent weeks. Each brief description is numbered and a box appears on page 125 along with additional items. Just circle the numbers in the box pertaining to the items that interest you and send the box in to the address given. You'll receive complete information on those items.

-50-



39



40

39 Cone type tweeter with either $\frac{3}{4}$ " or 1" voice-coil diameter for large power applications. This 4" unit has unusually deep housing, and is available in various EIA magnet sizes. Magnavox.

40 Remote-control TV system has 4-mc. video bandpass for full definition and cathode follower output to feed audio into hi-fi amplifier. Fleetwood 800.



41

41 Stereo amplifier-preamplifier with 20-watt output each channel features six pairs of inputs. Eight controls include mechanically ganged but electrically separate audio controls, dual-channel bass-treble controls. Fisher X-101.



42



43

42 Matched arm and magnetic cartridge for stereo said to minimize tone arm resonance effects, cut down crosstalk. Low stylus tip mass, high vertical compliance reduce record wear. Claimed frequency response, 20-20,000 cps. London-Scott.


43 Four-speed turntable with 4-pole induction motor rests spindle on single ball bearing. Eddy current brake and free-floating motor mounting, automatic idler disengagement are among features included. Lafayette PK-240.

44 Convertible bass reflex enclosure provided with tapered legs and bar runners at no additional cost, to allow horizontal or vertical positioning. Cabinet finished on all four sides for extra flexibility. Three-speaker system with crossover included. Oxford Components.

45 Leatherette-covered bass reflex enclosure features swivel base to permit it to be turned in any direction for proper sound dispersal. It accommodates 8" or 12" speaker. Wellcor CBC-8-12.



44



45

More hi-fi items on page 125



TIN-CAN CHASSIS

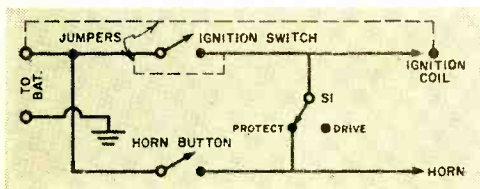
Are you hard pressed to find the particular size chassis you want for that jack box or those test setups? Have you been searching desperately for Miniboxes with exactly the dimensions you need? You don't have to look any further than your kitchen pantry shelf. Assorted empty soup cans, tuna fish cans, and fruit juice cans all will provide you with chassis to order.

Just cut the tin can down to the desired depth with a pair of tin snips. Then file down the cut edge to remove any burrs or sharp edges. The jacks or other components can be easily installed (see photos) either by punching or drilling through the thin sheet metal. —Walter White, Jr., W4UEK

PROTECTION AGAINST CAR THEFT

Most automobile thefts are accomplished by "jumping" the ignition switch with a length of cable, and car owners have devised various methods to protect their vehicles. The most common technique is wiring

the car horn so that it will sound when the ignition switch is turned on. In the circuit shown, a hidden cutoff switch (*S1*) enables the car owner to disable the protective circuit by throwing the switch to the "drive" position.



The usual practice in "jumping" the ignition lock is to run a wire directly from the battery to the coil, since this is often easier than working under the dashboard. Such a connection would not sound the car horn with most systems used. This circuit will blow the horn if either the ignition switch is jumped or the wire is run directly to the battery.

The roof of the car's glove compartment is usually a good place to hide the "protect" switch. —Douglas B. Leathem



Among the Noise Hams

By HERB S. BRIER, W9EQQ



SEE NEXT PAGE FOR
list of those who request help
in obtaining their ham licenses

JUST AS IMPORTANT as the equipment in your station is the way it is set up and operated. To obtain an efficient operating position with a minimum of effort, you need a sturdy table and desk of some kind. This should be about 28" high and large enough to accommodate at least your receiver and your key, and provide an adequate writing surface for keeping your log, copying messages, and making notes.

Setting Up Equipment. If the table is deep enough, place the receiver about 16" back from the front edge, directly in front of your chair or slightly to its left (assuming that you are right-handed). Place your key in line with your right shoulder far enough back from the table edge so that your entire forearm is supported while you are using the key. Screw the key to the table, or fasten it to the center of a flat board about 1' long and 6" wide, so that the key will not skitter around when it is in use.

The transmitter may be set to the right of the key, and less frequently adjusted pieces of equipment, such as a frequency standard and a keying monitor, may be arranged on either side of the transmitter.

If the table is shallow, leave its center section free of all equipment for a writing surface, and place the receiver and transmitter on either side of the center space. Face them so that—when you turn your head towards them—you will be looking squarely at them, for ease in reading the

meters and dials. Keep the key in line with your right shoulder.

If you have only a small table or lots of equipment, a shelf six inches or so above the receiver will accommodate several units. This is probably the best position for the loudspeaker. It is also an excellent position for a small transmitter that has all its controls on the front panel.

Platform Is Useful. Placing some receivers directly on the operating table makes their controls somewhat awkward to adjust. This can be remedied by setting a receiver on a small platform. The front of

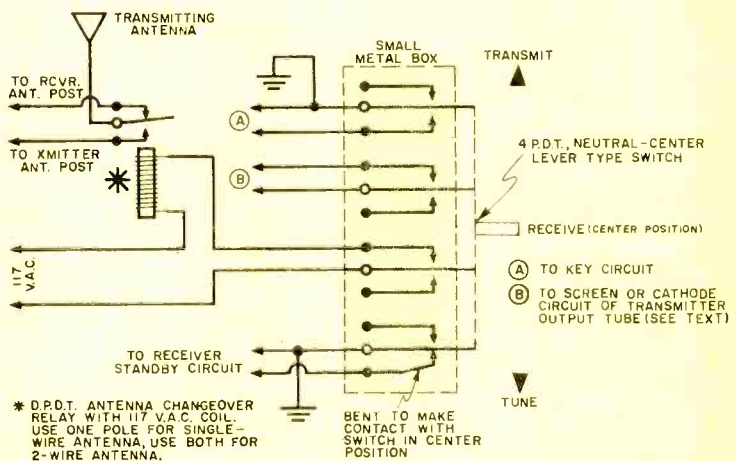


Fig. 1. All circuits in an amateur setup can be controlled by a single four-pole switch. This is one method of wiring the switch in a typical installation.

the platform can be made an inch or two higher than the back, to tilt the receiver panel backwards, making it unnecessary to "scotch down" to read its dials and S-meter.

The space under the platform becomes
(Continued on page 132)

HELP US OBTAIN OUR HAM LICENSES

Prospective amateurs needing help and encouragement in obtaining their licenses are listed here. To have your name listed, write to Herb S. Brier, W9EGQ, c/o POPULAR ELECTRONICS, One Park Avenue, New York 16, N. Y. Please print your name and address clearly. Names are grouped geographically by amateur call areas.

K1/W1 CALL AREA

Richard Bonin, 1 Star St., Pawtucket, R. I. Phone: PA 3-9834. (Code)
Peter M. Stonberg (14), 142 Grant Ave., Newton Centre 59, Mass. (Code and theory)
Proctor L. Dutton, R. F. D. #2, Springfield, Vt. (Theory and selection of equipment)

K2/W2 CALL AREA

Owen Steinweg (15), 157-01 65th Ave., Flushing 65, N. Y. Phone: FI 9-3675. (Code and theory)
Richy McCusker, Jr. (14), 88-23 173rd St., Jamaica 32, N. Y. (Code, theory and regulations)
Charles G. Buono, 556 Ave. Z, Brooklyn 23, N. Y. (Code and theory)
W. Schmeis, 129-14 135 Ave., So. Ozone Pk., N. Y. (Theory and selection of equipment)
Stuart Harradine, 364 W. State St., Albion, N. Y. Phone: AL 1443. (Code, theory and regulations)
Stanley Sacharoff, 3155 Grand Concourse, Bronx, N. Y. Phone: FO 5-9727. (Code, theory and selection of equipment)
Robert Smicinski, 89 Academy St., Amsterdam, N. Y. Phone: VI 2-2796. (Code, theory, regulations and selection of equipment)
Art Zazzi, 6 Maple Ave., Sussex, N. J. Phone: 2-1262. (Code)
Santos Blanco, 5360 Broadway, New York 63, N. Y. (Code, theory and selection of equipment)
Walter Jaros, 101 Cedar Dr., Great Neck, L. I., N. Y. (Code, theory and regulations)
Louis Rios, 545 Maple Ave., Patchogue, L. I., N. Y. (Code and theory)

K3/W3 CALL AREA

Stephen Momot (16), 1126 Highland Ave., Chester, Pa. Phone: CH 4-0781. (Code and theory)

K4/W4 CALL AREA

Leroy Word, 16 Decatur St., Nashville 10, Tenn. (Code, theory, regulations and selection of equipment)
David A. Sackett, 4 Greenville St., Abbeville, S. C. (Code)
James O. Burch, 1909 Kansas Ave., Savannah, Ga. (Code, theory and selection of equipment)
Allen S. Radin, 19620 N.W. 11th Ave., No. Miami 69, Fla. (Code, theory and regulations)
Tommy Holcomb, 1100 Anderson Dr., Williamston, S. C. Phone: 7004 (Code and theory)
Ben Calloway, Box 98, Banner Elk, N. C. (Theory)
Jerry Moore, P. O. Box 423, De Funiak Springs, Fla. Phone: TW 4-2051. (Theory and selection of equipment)
Gary Jacobs, Box 35, Collagedale, Tenn. (Code and theory)
C. C. Van Dyke, Route 1, Box 91, Blowing Rock, N. C. (Code and theory)
John E. Frazier, 841 Wooden Blvd., Orlando, Fla. (Code and theory)

K5/W5 CALL AREA

Bruce Stock, 1801 N. Adams Ave., Odessa, Tex. (Code)
O. G. Sellers (17), 1705 2nd Ave. N., Texas City, Texas. Phone: 5-2681. (Code, theory and selection of equipment)
Don Fronterhouse (12), 4147 N. Prospect, Oklahoma City, Okla. (Code, theory, regulations and selection of equipment)

K6/W6 CALL AREA

Bert L. Coffman, 1816 U St., Sacramento 18, Calif. Phone: HI 6-7436. (Code, theory and regulations)
Elmer D. Richardson, 5970 18th Ave., Sacramento 20, Calif. Phone: GL 6-9205. (Code and regulations)
Larry Bently (15), 18820 Arlington Ave., Torrance, Calif. Phone: DA 9-9080. (Code, theory and selection of equipment)
L. W. Strimpel, 6817 Matilija Ave., Van Nuys, Calif. (Code, theory and regulations)
John Sutherland, 2171 Belmont Ave., Long Beach 15, Calif. (Code)

K7/W7 CALL AREA

Verlin Allen, 4 N. Main St., Malad City, Idaho. (Code and theory)
Charles H. Mondragon, Jr., 3245 E. Jefferson St., Phoenix, Ariz. Phone: BR 5-5304. (Code and theory)
Robert A. Davis, Box 5, Navy 127, c/o P. M., Seattle, Wash. (Code, theory and selection of equipment)
Richard Lionel Clark (14), Rt. Box 141, Kennewick, Wash. (Code, theory and regulations)
Steve McLeod, 2221 Rucker Ave., Everett, Wash. (Code, regulations and selection of equipment)
Richard Imes, 315 Lark, Casper, Wyo. Phone: 3-5285. (Code, theory and selection of equipment)

K8/W8 CALL AREA

James Sturzaker (17), 5313 Rolling Ave., Elyria 7, Ohio. Phone: CE 3-5520. (Code and theory)
Bill Bouwkamp, 1613 Alexander Rd., S. E., Grand Rapids, Mich. (Theory, regulations and selection of equipment)
Keith Molden, 1114 S. Wilson, Royal Oak, Mich. Phone: LI 3-3753. (Code, theory and regulations)
Larry Weaver, Rt. #5, Box 311, Fairmont, W. Va. (Code, theory and regulations)

K9/W9 CALL AREA


John Webber, 6306 W. Fitch Ave., Chicago 46, Ill. Phone: SP 4-3016. (Code and theory)
Leonard Miczynski, 7625 S. Lathrobe, Oaklawn, Ill. Phone: GA 5-3439. (Code, and theory)
Larry Cloud (15), R.R. #1, Box #153, Westfield, Ind. Phone: 3-2924. (Code, theory, regulations and selection of equipment)
Dick Auman (15), 3830 Sandpoint Rd., Ft. Wayne, Ind. (Code and theory)
Ray Merneigh, 2057 W. 21st St., Chicago, Ill. Phone: CL 4-7862. (Theory and selection of equipment)

K0/W0 CALL AREA

Ronald Shriver (16), Green City, Mo. (Code, theory, regulations and selection of equipment)
George E. Sears, 610 N. Cascade Ave., Colorado Springs, Colo. (Code)
Robert John, Box 1027, George, Iowa. Phone: 141-W. (Code and theory)
Fred Dorsey, 250 Jasmine, Denver 20, Colo. Phone: DE 3-8868. (Code, theory and selection of equipment)

VE AND OTHERS

Dave Beaumont, 2471 Bellevue Ave., West Vancouver, B. C., Canada. (Code and theory)
Douglas Brown, 131 Essex St., Toronto 4, Ontario, Canada. Phone: LE 5-4897. (Code, theory and regulations)
H. E. Horton, Box 25, Mount Hope, Ontario, Canada. Phone: OS 9-4237. (Code)
Gary Galt (17), 37 Belhaven Rd., Toronto 8, Ontario, Canada. Phone: OX 1-8534. (Code, theory and selection of equipment)



BUILDER'S KORNER

STEREO REPRODUCTION is becoming more and more the "rage" among hi-fi enthusiasts. In recognition of this, kit manufacturers are jumping on the bandwagon and producing kits to fill the need. Of the three available methods of playing stereo—discs, tape and radio—the latter can be the least expensive and one of the most satisfying, providing certain conditions are met.

First, you need a good stereo tuner; next, you must have good quality reception on the AM side of the dial (the FM is as-

unit and the FM i.f. strip are assembled on printed circuit boards, necessitating only a minimum amount of external wiring after they are completed and mounted.

While the use of printed circuit boards is a tremendous labor saver, it must be admitted that the wiring job is still long and tedious. The writer clocked at least 25 hours on the job. It could have been done faster, but it was decided to do an extra careful wiring job.

Two errors did creep in and prevented re-



Lafayette Stereo Tuner


sumed to be much better than the AM because of its inherent qualities); and then, you need to be within listening distance of a station which transmits AM-FM stereo.

The tuner must be capable of receiving both the AM and the FM signal at the same time. Therefore, two completely separate circuits are required, both of which need to operate at the same time. The Lafayette KT-500 is such a tuner.

Printed Circuits. Of necessity, such a tuner is complicated, but Lafayette has wisely incorporated two printed circuits to ease construction problems. The FM r.f.

ception on both AM and FM. When these were traced and corrected, the set played well, since coils and i.f. transformers are prealigned at the factory. To determine just how good the set is, it was sent back to Lafayette for an alignment job. The results proved to be excellent.

Wiring. The author was agreeably surprised at the clean wiring job he was able to do, following the very comprehensive assembly instructions. All parts fitted precisely (not always the case in kits), the layout showed thoughtfulness as to placement of components and dress of leads, and



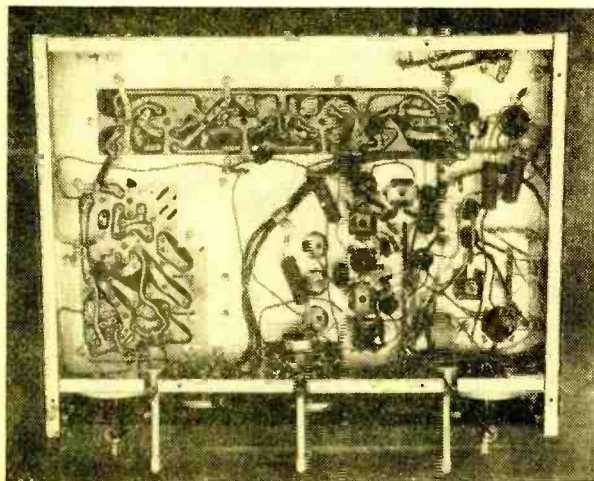
all of the parts were included.

As with most kits, the wire lengths called for in the instructions were a bit excessive. This is probably a necessary evil, to make certain the lengths are not cut too short. It is suggested that the leads be cut to the length recommended, then measured on the chassis and trimmed to the proper length before hookup. This will eliminate a tendency to messiness underneath.

Two Dial Cords. The real problem encountered was in stringing the dial cords. Unless you have long and agile fingers, it might be a good idea to get a female member of the house-



The r.f. and i.f. printed circuits (shown on the foil side, left) fit into the chassis (below) to make up the completed Lafayette stereo tuner (above, without case).



hold to do this job. Make sure you read the instructions carefully and also check the drawings, particularly on the number of turns of cord around the flywheel shafts. We had to do it several times before it came out right.

One last piece of advice: read each step twice, and make a dry run on the procedure before you follow through. It will take a little more time, but it will save headaches later. At least half a dozen times your reviewer assumed something that was incorrect and only caught the mistake after reading the instructions.

All of the usual precautions regarding soldering hold good. It is worth mentioning that for printed circuit soldering, it might be wise to invest in a light, high-heat pencil iron.

ROCKBOUND is the way radio amateurs describe another ham whose transmitter is crystal controlled. They mean that unless he has another crystal to plug into the driving oscillator he is bound to remain on just one frequency. Without a big handful of different crystals he is limited, at best, to a few predetermined spots in the amateur band of his choice.

Most amateurs like the freedom and flexibility of variable frequency operation. This is generally accomplished with a variable-frequency oscillator (VFO).


It is easy enough to build a variable-

ly placed and permit fast operation.

Building the Kit. When the kit is unpacked, all components should be checked against the parts list. There are several changes to be made in the construction manual before assembly is begun. These are explained in a letter in the package.

The first step is mounting the power transformer, choke, tube sockets and other components on the power supply chassis. The green-yellow lead from the power transformer will have no connection and is taped to prevent shorting against chassis.

To simplify the job somewhat, a few of



Allied Knight VFO

frequency oscillator, but many an unwary amateur has failed to consider that as a tuned circuit warms up it can shift frequency, sometimes to a surprising degree. The result can be a pink ticket from an FCC monitoring station with the possibility of legal prosecution and loss of operating privileges because the transmitter wandered innocently outside the assigned frequency band.

Another oscillator problem is short-term stability that is caused either by electrical or mechanical instability. Such an unstable oscillator produces a wobbly, unsteady or rasping note that unnecessarily broadens the frequency space occupied by the transmitter signal. It is unpleasant to hear, hard to copy and is illegal.

The Knight VFO kit has been designed to avoid or eliminate all these troubles and others, too, like TVI. It is easy to assemble and calibrate. The controls are conven-

the connections are made at this point before the rest of the parts are mounted. It may be found that some of the recommended lengths of wire are too long to fit well. When mounting *C13*, the 40- μ f.d. electrolytic capacitor, the metal holder may need to be bent to make it fit properly.

Power Supply. It may be easier to mount the power supply chassis on the front panel before connecting the wires to the oscillator. Do not forget to fasten the pilot light assembly to the front panel before the power supply chassis is mounted. After these wires from the power supply are connected, the lever switch, *S3*, and jack *J1* are mounted and wired.


In mounting the oscillator tank coil, it was found that the bolts connected to it did not fit through the holes in the chassis and needed to be bent outwards slightly. After the coil is mounted and wired, the output cable is prepared. It ends in a plug

that fits into the crystal socket of the transmitter.

Calibration. The VFO operated perfectly with a signal so strong the output plug was moved a couple of feet away from the antenna lead to the receiver. It was the matter of a minute to set the frequency ap-

other padder, *C2*. Because there are usually a number of harmonics that develop a strong signal in a superheterodyne receiver, the VFO harmonics were likewise used to check one band against another.

For example, with the VFO set to 3550 kc., the receiver is switched to 40 meters



Soldering underside of Knight VFO (left); instruction book is a primer on good soldering and should be followed in building kit. Power supply subassembly (below) is wired first, then fastened mechanically to front panel of VFO.


proximately by tuning the padder *C1*. Fortunately, a number of frequency check points were already known for the receiver.

The VFO was warmed up for half an hour and it was thought desirable to calibrate it against a number of 80-meter crystals available in the shack. For this operation, all but the oscillator and buffer stages of the transmitter were disconnected.

A crystal was put into the transmitter and the circuit properly adjusted. The receiver, with beat-frequency oscillator operating, picked up the crystal frequency. Then the beat oscillator on the receiver was turned off and the VFO turned on. With the dial set at the crystal frequency, the padder was tuned carefully for zero beat.

Other crystals used in the transmitter served as check points for the VFO, which performed nicely over the 80-meter band.


Some of the crystals had harmonics within the 40-meter band. These signals were found on the receiver and used to calibrate the 40-meter dial by adjustment of the



and a strong second harmonic signal sought in the vicinity of 7100 kc. (twice the frequency). Then the VFO is set to 40 and the dial turned to 7100. Another signal should be heard in the receiver, which is now the fundamental output from the VFO. When all signals were checked against each other, it was pretty certain that the proper signals were being generated.

We went on the air and called a local Novice who lives less than ten miles away—near enough to tell if the signal has a rough edge. His report was RST 599, which means an easily copied signal (5), best possible tone (9), and loudest measurable signal strength (9).

-30-



Transistor Topics

By LOU GARNER

A VARIETY of imported transistor products is now being offered by a number of suppliers, including department stores, mail order houses, and local retail outlets. Many of these items are quite competitive quality-wise as well as price-wise with U. S. products.

Japanese products include transistor radio receivers, hearing aids, telephones, and components, including electrolytic and variable capacitors, coils, transformers, subminiature loudspeakers, earphones, miniature jacks and plugs, solar batteries, and volume controls.

From West Germany, the U. S. is importing transistorized receivers, clocks, and specialized components. Transistors of Dutch manufacture are available through

veloped a two-transistor long-wave radio receiver intended for use by delegates to international conferences. Suspended on a neck strap, it employs a reflex circuit which provides a performance equivalent to a three-stage circuit. It is powered by a nickel-cadmium cell. A six-channel unit, this receiver is designed to pick up signals "broadcast" from an antenna loop surrounding an auditorium or conference room.

Reader's Circuit. Although high-power r.f. transistors are not yet available commercially, many amateurs report surprisingly good results with comparatively low-powered transmitters when they are properly tuned and coupled to an efficient antenna system.

Reader Pete Hanson, KN2MPG, of 75

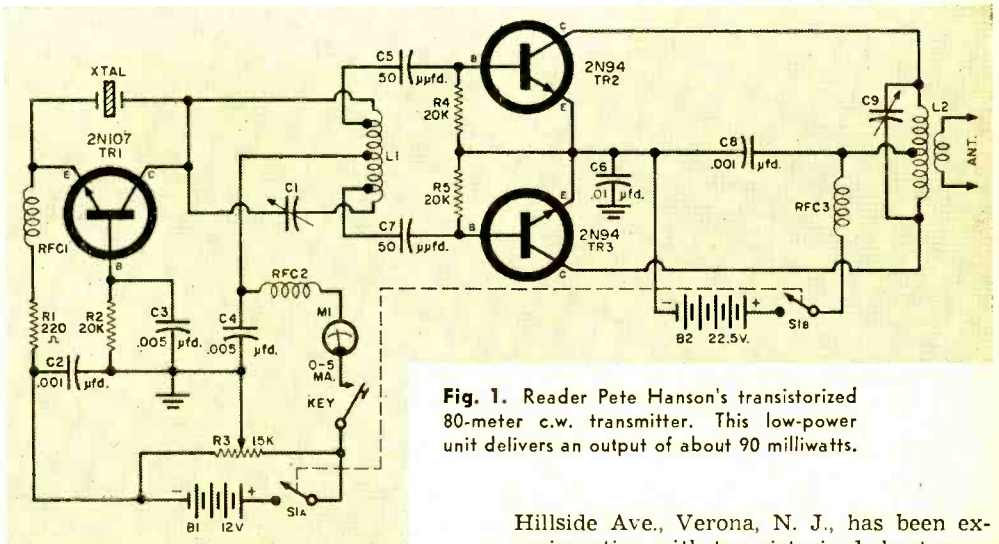


Fig. 1. Reader Pete Hanson's transistorized 80-meter c.w. transmitter. This low-power unit delivers an output of about 90 milliwatts.

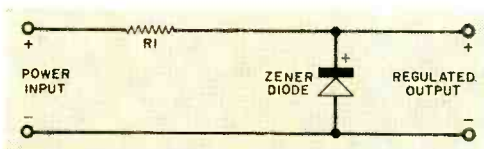
a limited number of outlets. England is sending a number of transistor items to the U. S., too, including a fully transistorized portable p.a. system, instruments, and sub-miniature components.

Siemens & Halske, of Vienna, has de-

Hillside Ave., Verona, N. J., has been experimenting with transistorized short-wave receivers and transmitters for some time. His rig employs three transistors and delivers an output of about 90 milliwatts. He reports that he has worked many states and several foreign nations with this low-power outfit. Basically a crystal-controlled oscillator driving a push-pull power amplifier, the



Fig. 2. How a Zener diode is used as a voltage regulator. See text. International Rectifier's new Zeniac substitution box, shown above, offers a selection of 11 basic one-watt silicon Zener diodes from 3.6 to 30 volts.



transmitter is intended for 80-meter c.w. operation.

Figure 1 shows a slightly modified version of KN2MPG's transmitter. *TR1* is connected as a common-base oscillator, with the feedback between collector and emitter circuits needed to start and sustain oscillation furnished through the frequency-controlling quartz crystal (*Xtal*). The oscillator output is coupled through capacitors *C5* and *C7* to a common-emitter push-pull amplifier. The *n-p-n* type of transistor is used throughout.

Pete has passed on a few hints for readers who would like to duplicate his circuit. The three r.f. chokes (*RFC1, 2, 3*) are standard 2.5-mhy. units. All fixed resistors are 1-watt units and *R3* is a 10-watt wire-wound potentiometer.

Tuning capacitors *C1* and *C9* are 50- μ fd. variables. All other capacitors are mica or ceramic units. The capacitors should be rated at 50 volts or more. *M1* is an 0-5 ma. meter.

To simplify construction, commercially

available coils were used. *L1* is a B & W Type MC80, tapped 15 turns from each end. *L2* is a B & W Type MEL80.

Conventional "chassis-type" construction is recommended with all leads short and direct. Make no attempt to subminiaturize the unit.

When you've finished construction and checked the wiring, you can install the crystal, transistors, and batteries. While a standard 80-meter crystal is used, Pete indicates that a fairly active unit must be employed to insure trouble-free operation.

To adjust the completed transmitter, turn the unit "on," close the key, and set *R3* for an oscillator collector current of no more than 2.5 ma. Next, adjust *C1* for a "dip" in *M1*'s reading . . . this will not be as pronounced a "dip" as is obtained when tuning vacuum-tube oscillators. Finally, adjust *C9* for maximum power output, as

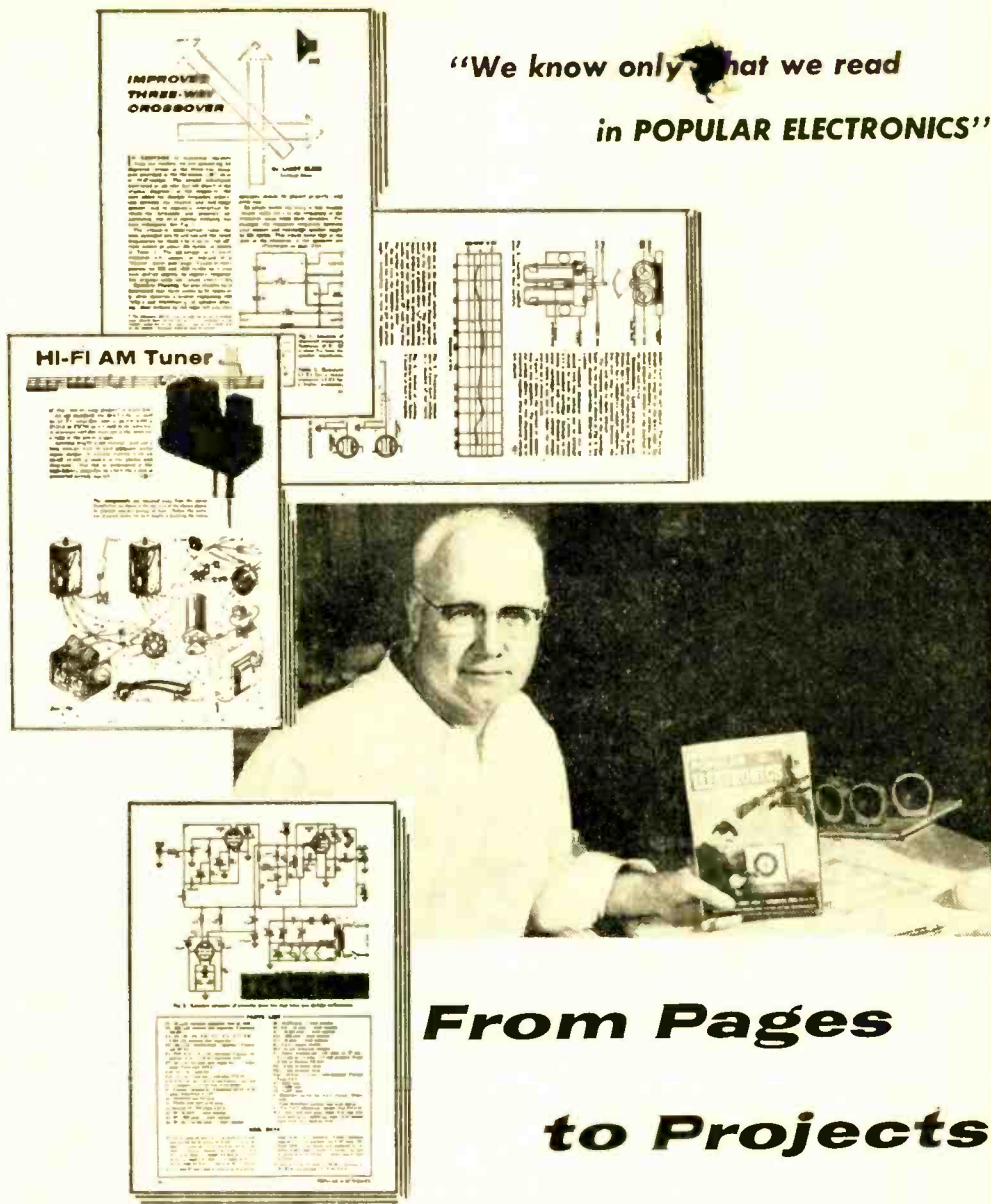
indicated by, say, an r.f. field strength meter.

The Zener Diode. When a reverse voltage is applied to a semiconductor diode, the unit continues to offer a high resistance until the applied voltage exceeds a given critical value, called the *Zener* voltage. When this point is reached, the diode's resistance drops to a low value almost instantly, with a corresponding increase in current flow. As long as the diode is not destroyed by the current through it, it will tend to maintain a constant voltage drop. In this respect, the diode's action is roughly analogous to that of a gas-filled voltage regulator tube.

While many diodes will be ruined permanently if operated with high reverse voltages, some units are designed specifically for this type of service. Called *Zener diodes*, these devices may be used as voltage regulators, switches, and relaxation oscillators, or in other circuits similar to those in which gas-filled diodes are used. Zener diodes are used extensively in military equipment, in computers, and in some types of industrial control equipment.

(Continued on page 127)

**"We know only what we read
in POPULAR ELECTRONICS"**



From Pages to Projects

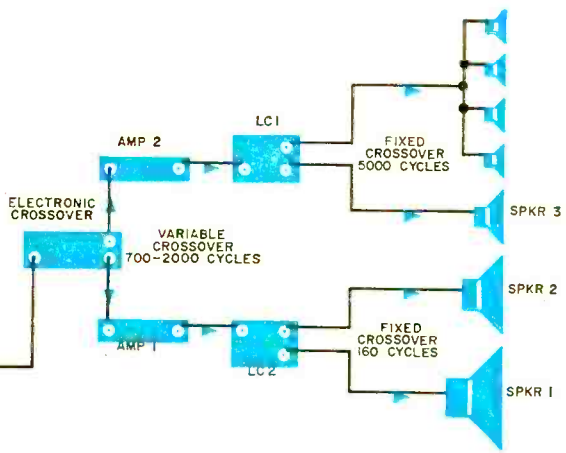
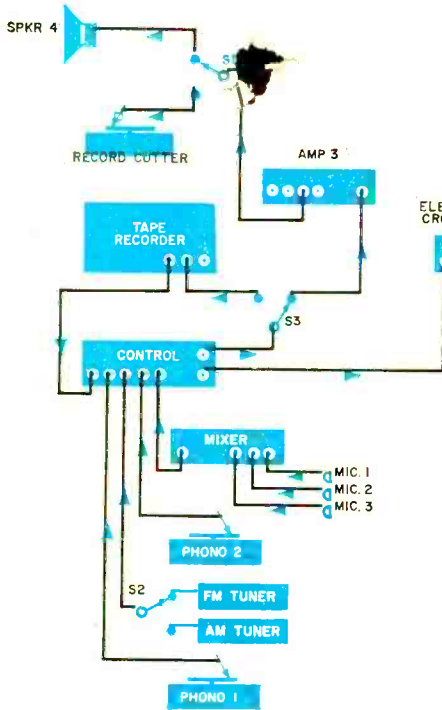
By LELAND R. REEDER

THE CHANGES POP'tronics has brought about in our living habits in the past few years are quite amazing. "The High Fidelity Hobby" in January 1955 was, as I remember, the article which started us off. Now hardly an issue comes along from which we don't learn something new or make some new item to add to our extensive music system.

Neither my son nor I had any special

knowledge of or experience in electronics. "We know only what we read" was literally true. Our first high-fidelity system, the direct result of the aforementioned article, brought us together with a mutual interest.

Step by Step. My son assembled the amplifier from a kit, a seven-watt affair with a preamp stage for a magnetic cartridge. I purchased an inexpensive 8" coaxial speaker from a mail-order parts jobber and built a simple bass reflex enclosure from information in POP'tronics. The record player was an inexpensive turntable and




The author's four-channel system is shown in block diagram form above. At right is the LC crossover network he built on one chassis; the d.p.d.t. toggle switches simplify phasing the speakers. Below are the enclosures used in the system, and the photo below, right, shows some of the equipment.

LIST OF EQUIPMENT USED

- Amp. 1—Heathkit Model W4-AM (20 watts)
- Amp. 2—Heathkit Model A7 (7 watts)
- Amp. 3—McGee Model HF-20 (20 watts)
- AM Tuner—Heathkit Model BC-1A
- Control and Preamp—Heathkit Model WA-P2
- Electronic Crossover—Heathkit Model XO-1
- FM Tuner—Granco Model T-160
- Mic. 1—Shure No. 777S crystal (desk stand)
- Mic. 2—Electro-Voice E. V. 611 dynamic (with floor stand and boom)
- Mic. 3—Electro-Voice E. V. 951 crystal (with floor stand and boom)
- Mixer—Knight Model 93-S-283
- Phono. 1—Lafayette No. PK-180 turntable, Argonne AR-600 arm, Ronette TY-88 cartridge
- Phono. 2—Columbia 3-speed turntable, Lafayette GA-4 arm, G. E. Cartridge
- Record Cutter—General Industries R85L crystal cutter
- LC1, LC2—Inductance-capacitance crossover (see schematic diagram on next page)
- Spkr. 1—15" Magnavox speaker
- Spkr. 2—12" Utah speaker
- Spkr. 3—8" Utah speaker
- Spkr. 4—8" Utah coaxial speaker
- Tweeters—Four cone-type units
- S1, S2, S3—Double-throw toggle switch
- Tape Recorder—Revere Model T-100

PARTS LIST FOR CROSSOVER


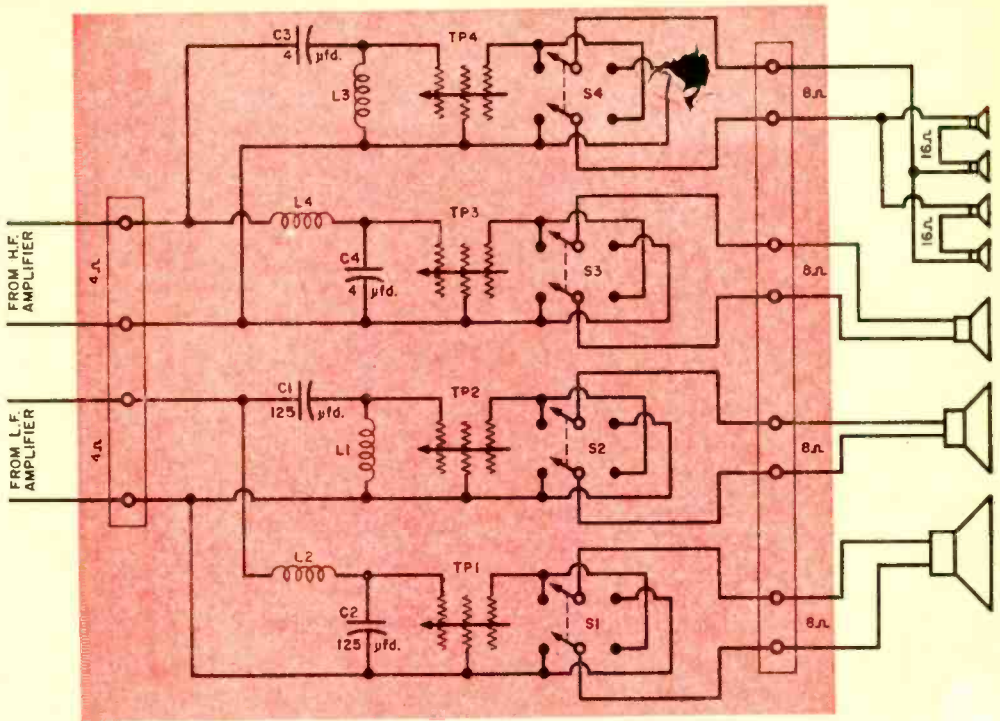
- C1, C2—125- μ fd., 150-w.v.d.c. capacitor
- C3, C4—4- μ fd., 150-w.v.d.c. capacitor
- L1, L2—7.9-mh. coil, 525 turns of #18 wire, 1" core, 1" wide
- L3, L4—0.25-mh. coil, 90 turns of #18 wire, 1" core, 1" wide
- TP1, TP2, TP3, TP4—T-pads for loudness control @ 4 watts nominal 8-ohm impedance
- S1, S2, S3, S4—D.p.d.t. switch, for phasing



arm with a magnetic cartridge. The results were good, a new hobby was born, and we were off to bigger and better listening.

A subsequent article on push-pull speakers had us building a new enclosure using four 6" x 9" speakers plus two cone-type tweeters. This was a decided improvement on the first speaker setup. It sold us on the practicability of POP'tronics articles and we were now firmly entrenched in the high-fidelity hobby.

Our next move was for more power and more flexible control. This time we purchased separate preamp and power ampli-



fier kits. The speaker system was expanded to include a 12" woofer, an 8" mid-range speaker and a tweeter. Enclosure construction was becoming more technical, the more I read, and we ended up installing the three speakers in a modified bass cabinet using a Goodmans Acoustical Resistance unit.

In addition, a tape recorder, a disc record cutter and AM and FM tuners came along at this point.

Our present four-channel setup is shown in the block diagram on page 86. From an article by Norman Crowhurst, "Choosing Your Hi-Fi Crossovers," published in *RADIO & TV NEWS*, another Ziff-Davis publication, we picked 160-630-2500 cycles as the points to work toward. Because we wanted a certain amount of flexibility in the middle ranges to spotlight solo instruments and voices, we included an electronic crossover in our layout. This would give us a variable control between 700 and 3500 cycles and, with *LC* crossovers, we could fix the separation of the lows at 160 cycles and the highs at 5000 cycles.

Low frequencies are handled by a 15" speaker having a cone resonance of 45 cycles and a frequency response of 20-5000 cycles. This is installed in a modified

(Continued on page 126)

Simple R.F. Meter

Measure r.f. output of the transmitter in your ham shack

... or use this meter in a dozen other ways

THIS inexpensive r.f. indicator has a wide variety of uses around the ham shack or mobile radio installation. It can act as an absorption frequency meter (if calibrated), a field strength meter, neutralization indicator, or modulation monitor with phones. However, the main job of the model shown is to indicate proper antenna loading for my "minified" mobile transmitter.

It is relatively simple to put together, and nearly any low-priced transistor will work well. However, for maximum sensitivity, a transistor with a *beta* (current amplification) of between 25 and 45 should be used.

Construction. A 3¼" x 3" x 2½" aluminum chassis houses all parts. The coil (*L1*) is tapped and connected to switch *S1* before installation in the box to facilitate soldering. Then the coil is cemented to the box by its plastic support.

Care should be taken in soldering the crystal diode (*CR1*) into the circuit by "heat sinking" the connections with a pair of long-nose pliers. A socket should be used for the transistor.


Fasten the 1½-volt cell to the chassis with household cement. With normal use, it should last almost its shelf-life.


After the unit is turned on, zero the meter with potentiometer *R3* in the collector circuit. Attach a small wire to the input binding post on the rear of the box which feeds r.f. to the tuned circuit, and you are in business.

Applications. If the device is to be used as an absorption frequency meter, it can be calibrated with a heterodyne frequency meter coupled to the input post through a small (about 500- μ fd.) capacitor.

A 2½" length of wire is sufficient for r.f. pickup when checking oscillator, doubler or

The simplicity of the r.f. meter circuit (see schematic on next page) makes for ease of layout on the chassis (below). Number of turns tapped on *L1* for each band is indicated on the schematic. Finished meter is shown at top of page 89.





By CHARLES J. SCHAUERS

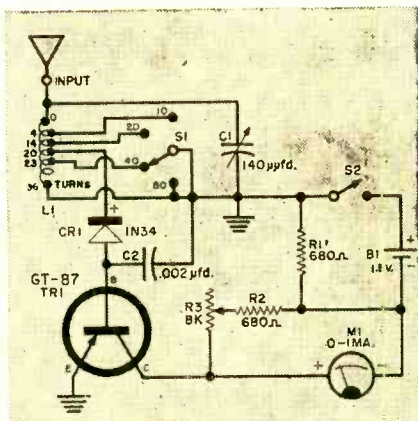
buffer and final amplifier stages of a transmitter.

When using the indicator as a field strength meter to adjust a beam antenna, the pickup wire length will depend upon the distance from the antenna and how much power is being applied from the transmitter's final amplifier. Usually, a 2" piece of wire will afford sufficient pickup at 100 feet with the average low-power transmitter when the device is hand-held.

To provide some attenuation of very strong signals, the indicator can be used harmonically. Set the bandswitch to 40 meters when you want to measure carrier strength on 80 meters.

As a means for tuning mobile or fixed transmitters (especially those employing *pi*-output-networks), this unit enables one to determine very quickly if the antenna and not the *pi*-network is taking the load. For mobile operation, the regular auto broadcast antenna can be used for signal pickup. However, the device should be harmonically operated as described above because of the strong signal present. If the auto antenna is not used, try a small piece of insulated wire taped to the inside of the front bumper, connected with shielded wire to the indicator.

If you are interested in monitoring your modulation, a pair of magnetic phones can be connected in the collector circuit of the transistor. The meter is disconnected (as well as the top of the balancing potentiometer) and the phones are connected between battery minus and collector. —30—




PARTS LIST

- B1—1.5-volt D cell
- C1—140- μ fd. miniature variable capacitor
- C2—0.002- μ fd. mica capacitor
- CR1—Crystal diode (Sylvania 1N34 or equivalent)
- L1—#24-wire, 1" diameter coil (Airdux 8 $\frac{1}{2}$ T or B & W 3016—32 turns per inch, tapped as shown in schematic)
- M1—0-1 ma. d.c. meter
- R1, R2—680-ohm, $\frac{1}{2}$ -watt resistor
- R3—5500-10,000 ohm slotted shaft potentiometer
- S1—1-p., 4-pos. rotary switch
- S2—S.p.s.t. toggle switch
- TR1—Transistor (General Transistor GT-87 or GT-88 or Raytheon CK-721)
- 1—Aluminum chassis box (LMB-135)

HOW IT WORKS

Radio frequency energy tuned by L1-C1 is applied to diode CR1. The rectified current then takes a path through the base-emitter circuit of transistor TR1. Current amplification occurs and is read by the 0-1 milliammeter. Capacitor C2, connected between the transistor base and ground, bypasses the radio frequency. The greater the strength of the r.f. signal picked up, the higher the reading on the meter.



Convert Transistor Radio for Boat

By HOMER L. DAVIDSON

TRANSISTORIZED portable radios do a remarkable job under adverse conditions. But when it comes to putting one to use on a high-speed motorboat, three problems arise. These involve the wind, weather, and direction.

The speaker must be heard over the wind and waves, and it must be weatherproof. The direction of the boat affects the ability of the built-in antenna to pull in stations. Conversion of a transistor portable for boat use is quite feasible, the author has found, provided that the receiver has at least six transistors to insure good selectivity.

To soup up the audio output, a high-efficiency horn-type speaker (University Model MIL-8) was hooked up with a lead and phone plug so as to be able to plug into the transistor portable. A closed-circuit phone jack is mounted in a hole drilled in the portable's cabinet close to the internal speaker. Connected as per Fig. 1, the receiver's speaker will operate unless the external speaker horn's phone plug is inserted.

To use an external antenna, and to minimize the high directionality of the receiver's built-in antenna, a female auto antenna socket is mounted as close as possible to the r.f. section of the tuning capacitor, preferably on the side of the cabinet. Solder a length of wire from the center terminal of the antenna socket to the insulated lug on the tuning capacitor to which the internal antenna connects. The lead from a standard auto radio whip antenna can be plugged directly into this socket.

Plug in your speaker lead, tune to the station you want to hear, and you will be ready to cruise to the tunes of your portable set.

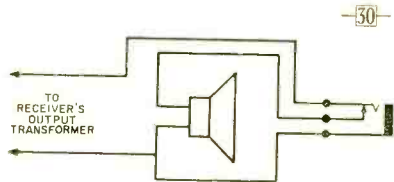
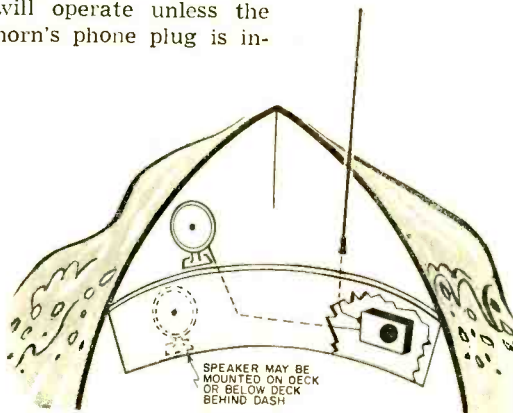



Fig. 1. Add this jack circuit to accommodate extra speaker. Location of units is optional.



BIG NEWS!



A RONDINE TURNTABLE IN KIT FORM

only \$39⁹⁵

Also see the all-new, improved
factory-assembled Rondines at your dealer!

REK-O-KUT
HIGH FIDELITY TURNTABLES • TURNTABLE ARMS

Engineered for the Studio • Designed for the Home



A revolutionary breakthrough in the industry! A stereo turntable kit with traditionally superior Rek-O-Kut performance! It's engineered to give Rek-O-Kut's famous silent operation, eliminating all traces of record changer rumble in stereo disc playback.

The kit contains the same exclusive, precision-machined turntable and bearing-well used on all Rondine models. Assembles easily and quickly to the deck plate. The motor installs on a specially-made mounting plate.

A minimum number of working parts go together accurately, in 30 minutes or less... reflecting the simplicity and trouble-free operation of Rek-O-Kut design. This new Rondine offers you superb quality... unmatched performance, the kind you need for better monaural reproduction... the kind you must have for stereo!

ADVANCED FEATURES OF NEW RONDINE K-33 STEREO TURNTABLE!

- Single-speed (33 $\frac{1}{3}$) Crown-Spindle Belt Drive. Custom-made endless-woven fabric belt with thickness held to $\pm .001$. Adjustment for belt tension.
- Assembly time: about 30 minutes with simple tools.
- Noise level: 47db.
- Motor: 4-pole induction, designed and built to Rek-O-Kut specifications.
- Built-in strobe disc: for checking speed.
- Turntable: Heavy Cast Aluminum, lathe-turned. Tapered for easy disc handling.

PERFECT TURNTABLE MATE... AUDAX TONEARM the only stereo tonearm in kit form!



Assembles in just 15 minutes...no mechanical skill needed! A professional tonearm precision-engineered to highest broadcast standards. You save over 50% simply because you assemble it yourself. Ingeniously simple for foolproof operation, dependable performance. Takes all stereo cartridges. 12" arm—KT-12—\$15.50. 16" arm—KT-16—\$18.50.

Rek-O-Kut Co., Inc., Dept. P-10, 38-19 108th St., Corona 68, N.Y.


Please send me your new 1958 Catalogs.

NAME _____

ADDRESS _____

CITY _____ ZONE _____ STATE _____

RR27



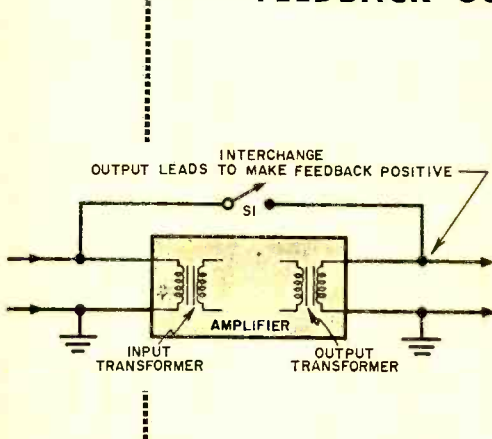
POWER TRANSISTOR CONNECTORS

In most multiwatt power transistors, the *collector* electrode connects directly to the transistor's outer metal shell. An electrical connection may be made to this electrode by soldering a lead to the metal chassis or "heat sink" on which the transistor is mounted. If the transistor is insulated from its heat sink, make the connection by soldering the wire to a tie lug which is bolted to the transistor shell. Be sure that the lug contacts bare metal and *not* the painted part of the shell. Don't try to solder a lead to the transistor case—you might ruin the component.

Base and *emitter* electrode connections are made either to a pair of metal pins or

to wire leads. In many popular types, such as the RCA 2N301 and 2N301A, CBS-Hytron 2N255 and 2N256, and Sylvania 2N307, the base and emitter pins are of proper size and spacing to fit a pair of terminals on a standard 9-pin miniature tube socket. When installing these power transistors in electronic equipment, you can either use a 9-pin socket as a connector or, if you prefer, break up the socket with a pair of diagonal cutters, salvaging the terminals for use as individual connectors. Such pin connectors are preferred over direct soldering to the base and emitter pins, as excessive heat from soldering can damage the transistor.—Louis E. Garner, Jr.

FEEDBACK OSCILLATOR FOR INTERCOMS



Positive feedback in an audio amplifier produces a loud howl which is familiar to most audio experimenters. This usually annoying effect can be put to good use in intercom systems working in high-noise-

level areas, such as schools or shops, or in p.a. systems where alarm or code signaling is desired. When the howl is cleaned up to a loud, pleasant tone, the intercom will substitute for whistles or bells at very low cost.

The method shown in the diagram employs a feedback path that includes one or both input and output transformers, and requires only one additional component—call switch *S1*.

In multistage intercom systems, each master station may be modified for feedback signaling. Switch to the desired station before operating the call switch. Some intercoms require a separate "talk" switch to be operated concurrently with the call switch.

—H. J. Carter

AT LAST!

RADIO-TV and ELECTRONICS TRAINING

.... AT A PRICE YOU CAN AFFORD!



***21 INCH**
Receiver Kit included

Yes, this great course costs far less than any training of its kind given by other major schools! Radio-Television Training School will train you for a good job in Television or Industrial Electronics — **AT HOME IN YOUR SPARE TIME.**

Think of it—a complete training program including over 120 lessons, Fourteen Big Radio-Television Kits, Complete Color-TV Instruction, Unlimited Consultation Service . . . **ALL at a really big saving to you.** How can we do this? Write to us today . . . and find out!

And what's more — you can (if you wish) **OPEN YOUR OWN RTS-APPROVED AND FINANCED RADIO-TV SERVICE SHOP**

We Want 100 More Shops This Year

This 35 year old training organization — called RTS, that's Radio-Television Training School — wants to establish a string of Radio-TV Repair Shops in principal cities throughout the U. S. So far, 36 such shops are NOW IN BUSINESS AND PROSPERING. We are signing contracts with ambitious men to become future owners and operators of these shops in all areas.

FOR UNSKILLED INEXPERIENCED MEN ONLY — WE TRAIN YOU OUR WAY!

We must insist that the men we sign up be trained in Radio-TV Repair, Merchandising and Sales by our training methods—because **WE KNOW** the requirements of the industry. Therefore, we will **TRAIN YOU** . . . we will show you how to earn **EXTRA CASH**, during the first month or two of your training period. **YOU KEEP YOUR PRESENT JOB.** TRAINING TAKES PLACE IN YOUR OWN HOME, IN YOUR SPARE TIME!

COMPLETE COLOR INSTRUCTION INCLUDED

you build all these units




*tubes excluded

RADIO-TELEVISION TRAINING SCHOOL

5100 S. VERMONT AVENUE
LOS ANGELES 37, CALIFORNIA

Est. 1922



ACT NOW!

RTS APPROVED SERVICE SHOP

Get your free book on the FAMOUS RTS BUSINESS PLAN find out how you can open A REPAIR SHOP OF YOUR OWN

We supply and finance your equipment


When you are ready and qualified to operate one of our RTS-Approved TV Repair Shops **WE WILL SUPPLY AND FINANCE EVERY BIT OF EQUIPMENT YOU NEED TO GET STARTED** plus an inventory of parts and supplies. In other words we will stake you **AN OFFER NEVER MADE BEFORE BY ANY TRAINING ORGANIZATION.** Under the RTS Business Plan you receive:

1. An electric sign for the shop front.
2. Radio and TV test Equipment.
3. Letterheads, calling cards, repair tickets, etc.
4. Basic inventory of tubes, parts, supplies.
5. Advertising and promotional material.
6. Plans for shop arrangement.
7. Instructions on how to go into business.
8. Continuous consultation and help.
9. The right to use RTS Seal of Approval, and the RTS Credo.
10. The right to use the Famous Trade Mark.



RTS' Membership in The Association of Home Study Schools is your assurance of Reliability, Integrity, and Quality of Training.

ALL THESE FREE!



CUT OUT AND MAIL — TODAY!

RADIO-TELEVISION TRAINING SCHOOL

5100 S. Vermont Avenue, Dept. PE 108, Los Angeles 37, California

SEND ME FREE — all of these big opportunity books — "Good Jobs in TV-Electronics," "A Repair Shop of Your Own" and "Sample Lesson." I am interested in:

- Radio-Television Industrial Electronics (Automation)

Name _____ Age _____


Address _____

City & State _____

300

ELECTRONICS

CAREER OF
THE FUTURE!



NEW EDITION OF
**YOUR CAREER
IN ELECTRONICS**
IS NOW
ON SALE!

128 pages . . . 200 illustrations

Whether you're already in electronics and are eager to get ahead or are looking for a field with a definite future—**YOUR CAREER IN ELECTRONICS** is a publication you're sure to profit from.

Now on sale at newsstands, **YOUR CAREER IN ELECTRONICS** could well be one of the most important publications you've ever read. Its 128 pages are devoted to electronics—its growth, its present, its future—and your role in this big, exciting field. Compiled by the editors of the Ziff-Davis Electronics Division, this 1959 Edition covers:

THE FIELD OF THE FUTURE

Career opportunities and where you fit in, how to get started, what an electronics company expects of you.

PEOPLE AT WORK

Helpful personal experiences of men

actually in electronics: a field engineer, a patent research specialist, tech writer, missileman, the owner of a radio-TV repair shop, and many more!

GETTING THE KNOW-HOW

Informative section on deciding your future with career planning chart and aptitude tests. Reports on vocational and technical schools, colleges, getting your radio operator's license, learning technical writing, how on-the-job training works.

EARN MONEY IN YOUR SPARE TIME

How to set up a part-time service shop, design electronics, gadgets, make custom hi-fi installations, sell your ideas to magazines, earn money with your tape recorder.

YOUR CAREER IN ELECTRONICS is now on sale.

Be sure to pick up your copy today at your favorite newsstand . . . only \$1.00



ZIFF-DAVIS PUBLISHING COMPANY, 434 S. Wabash Avenue, Chicago 5, Ill.



Accredited by the National Home Study Council

good training
doesn't cost . . .
it pays!

How To Get an



Get Your FCC License
Quickly

We Guarantee

Your FCC License

Get all 3 FREE

We guarantee
to train you until you receive
Your FCC license



Cleveland Institute of Radio Electronics

Desk PE-43, 4900 Euclid Ave., Cleveland 3, Ohio

If you fail to pass your commercial License exam after completing our course, we guarantee to continue your training, without additional cost of any kind, until you successfully obtain your Commercial license.

Cleveland Institute training results in job offers like these:

Radio Operator

Capital Airlines (Ohio) is looking for a radio operator. A touch typing speed of 40 wpm is necessary. Must have at least a restricted operator's permit, but a radio-telephone 2nd or 1st class license is desirable.

Service Technician

Man needed in Cleveland, Ohio, to service and maintain electronic medical instruments and equipment. Must have a solid knowledge of electronic fundamentals. A car is required. Company benefits include retirement plan.

And our trainees get good jobs

"Investment in training really pays off"

"Thought you would like to know that in almost two years since I completed your course and obtained my first phone license, my pay has increased \$5 per week every six months. I don't believe any other investment could pay off as well as this one did."

Harold E. Phipps, North Augusta, S. C.

Cleveland Institute of Radio Electronics

4900 Euclid Ave.

Desk PE-43

Cleveland 3, Ohio

Please send Free Booklets prepared to help me get ahead in Electronics. I have had training or experience in Electronics as indicated below:

- | | |
|---|---|
| <input type="checkbox"/> Military | <input type="checkbox"/> Broadcasting |
| <input type="checkbox"/> Radio-TV Servicing | <input type="checkbox"/> Home Experimenting |
| <input type="checkbox"/> Manufacturing | <input type="checkbox"/> Telephone Company |
| <input type="checkbox"/> Amateur Radio | <input type="checkbox"/> Other: _____ |

In what kind of work are you now engaged?

In what branch of Electronics are you interested?

Name _____ Age _____

Address _____

City _____ Zone _____ State _____

PE-43

NOW!

Step ahead faster as an INDUSTRIAL ELECTRONICS TECHNICIAN

Turn your experience into a big, new better-paying career!

Day by day industrial plants are adding more electronic devices—for sorting, counting, checking almost any control job you can name. Cash in on industry's great need for men who can keep these devices in top working order. Make more money, feel more secure, doing work that is second nature to you. With what you already know about electronics you have a long head start in a field just beginning to boom. GET INTO IT RIGHT NOW with the help of



PRACTICAL INDUSTRIAL ELECTRONICS LIBRARY

No long sessions on math or theory! These 4 practical volumes show you how to keep the plant's electronic equipment working . . . how to locate and correct tube and circuit troubles . . . how to install, service, and maintain even brand new equipment without being stumped by new circuits.

EASY TERMS FREE TRIAL—

4 volumes (1369 pp., 1102 illus.); Chuce's Electronics in Industry

Miller's Maintenance Manual of Electronic Control

Markus & Zeluff's Handbook of Industrial Electronics Circuits

Henney & Fahnestock's Electron Tubes in Industry

McGraw-Hill Book Co., 327 W. 41 St., NYC 36, Dept. PEL-10

Send me the Practical Industrial Electronics Library for 10 days' examination on approval. In 10 days I will send \$3.50, then \$5.00 a month until \$23.50 is paid. (A saving of \$3.00 under the regular price of \$28.50. Otherwise I will return books postpaid.)

(Print) Name

Address

City Zone State

Company

Position PEL-10

This offer applies in U.S. only.

To everyone considering a small-space wide-range speaker system . . . monaural or stereo

ACTUAL TESTS PROVE

UNIVERSITY


RRL* Ultra Linear Response Systems

SUPERIOR

to competitive high compliance systems

AT \$40-\$85 SAVINGS (User net)

*RRL—Radiation Resistor Loading



With University RRL ultra linear response systems you get 75% less bass distortion, wider frequency response, lower power requirements and no "damping factor" problems. Write for proof . . . actual comparative measurements under identical conditions of University Model S-10 RRL system and widely publicized competitive brands X and Y. RRL systems use a specially designed acoustic coupler to load the new University high compliance woofer, enabling it to radiate tremendous bass energy with only small cone excursions. This achieves greater linearity and virtually eliminates distortion. Tweeter response, carefully matched to woofer's acoustic output, is smooth and flat to beyond 20,000 cps. Result: better bass, cleaner treble, smoother response than any competitive small-space, high compliance units based on totally sealed enclosures using "air spring" capacitance loading.

For the full story of these tests plus complete specs of the RRL ultra linear response systems and money-saving kits, write Desk A-9, University Loudspeakers, Inc., 80 So. Kensico Ave., White Plains, N. Y.

LISTEN

University sounds better

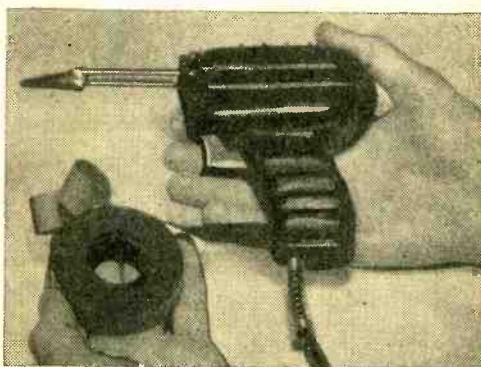


TIPS and TECHNIQUES



SOLDERING GUN PROTECTION

Should your soldering gun suddenly slip from your hand and fall to the floor, chances are the outside Bakelite housing would shatter. To prevent this possibility,




wrap electrician's rubber tape around the gun's grip as shown. The tape will provide a non-slip grip that's easy to hang onto regardless of whether your hands are greasy or perspiring.

—J. A. C.

RADIO SPAGHETTI "STOPS" DRILL

When you drill a hole down through the thin metal chassis of radio-electronics gear,




there's a chance that the drill will extend far enough down to damage components

Always say you saw it in—POPULAR ELECTRONICS

The new age of space is here...

and the future
belongs to the
airman



You have read about the early Age of Flight...grown up in the Jet Air Age. Now, as a young man, you stand on the threshold of a new age in which man will conquer outer space. It will be the age of trained technicians—those who have backgrounds in rocketry, jet propulsion, electronics, mechanics and allied fields. And nowhere else is such training so available or so complete today as in the U.S. Air Force. Consider this fact as you plan your future. By joining the Air Force, you will, of course, meet your military obligation. But much more important, you will prepare yourself for unlimited opportunities in the new Age of Space. See your local Air Force Recruiter today—or mail the coupon.

*You go places
faster in the*

U. S. AIR FORCE

PASTE COUPON ON POSTCARD AND MAIL TO:

Airman Information, Dept. PE-132
Box 7608, Washington 4, D. C.

Please send me more information on my opportunities in the U.S. Air Force. I am between the ages of 17-34 and reside in U.S.A. or possessions.

NAME _____

ADDRESS _____

CITY _____ ZONE _____ STATE _____

SOLVE CIRCUIT PROBLEMS FAST!

Goodbye to trial-and-error methods. Do every circuit calculation accurately with this book.

YOU'LL BE AMAZED at how easy it is to figure resistances, load inductances, impedances, etc. for ANY part of ANY circuit. With **THE ALGEBRA OF ELECTRONICS** you quickly gain the tools, techniques, and shortcuts needed.

Three Great Books in One!

It's a textbook. All mathematical techniques in electronics explained clearly step-by-step. It's a handbook. Graphs and tables give answers to common electronic problems. It's a review. Every equation, formula and derivation vital to a mastery of electronics reviewed in light of its practical on-the-job applications.

The author, Dr. Chester H. Page of the National Bureau of Standards, discusses basic laws and principles, practical methods of solving simultaneous equations. He develops elementary Fourier waveform analysis, shows effects of frequency selectivity, modulation, and analyzes tubes, transistors and power supplies.

Try It FREE for 10 Days

Whether you're a repairman, technician, or engineer, you'll find **THE ALGEBRA OF ELECTRONICS** profitable. Send coupon for a **FREE 10-DAY EXAMINATION**. No obligation—unless you keep the book. Mail coupon today to

D. VAN NOSTRAND, INC.,
Dept. 1710A, Princeton, N. J.
(Established 1848)



127 TOPICS

340 pages
252 illustrations

D. VAN NOSTRAND CO., Dept. 1710A,
PRINCETON, N. J.

(In Canada: 25 Hollinger Rd., Toronto 16)

Send—for free examination—**THE ALGEBRA OF ELECTRONICS**. If I don't feel it can make electronic calculations clearer, easier, and faster, I may return it within 10 days; owe nothing. Otherwise, I will pay \$2.75 down, plus small delivery cost, and \$3 per month for 2 months.

Name (Please Print Plainly)

Address

City Zone State

SAVE! Enclose \$8.75 WITH coupon and we will pay all shipping costs. Same ten-day money-back privileges.

LIVING SOUND STEREO

SOUND REALISM at REALISTIC PRICES!




ST-11 AM-FM STEREO TUNER

Here, for the first time, is an AM-FM STEREO Tuner within the reach of every audiophile. Unmatched by units costing twice the price, the

ST-11 is two distinct receivers in one, featuring "Miracle Ear" sensitivity and design for which Arkay is noted. Variable AFC. Single front panel switch controls AM, FM or STEREO Selection. Tuning Range: 88 to 108 mc; Sens.: 4 uV, for 20 db. quieting (S/N); Bandwidth: 200 kc, 6 db. down; Image Rejection: 30 db. minimum; Frequency Response: —.5 db. 20 to 20,000 cps;

Wired and tested \$74.50
SAVE! Easy-to-build-kit \$49.95

SP-6 DUAL CHANNEL CONTROL CENTER



The SP-6 is a completely self powered sensitive dual pre-amp with dual inputs and outputs. Engineered to fit your requirements today, as well as tomorrow, the SP-6 provides unparalleled flexibility. Output of both amps is individually adjusted by one control, reverse position, hi to filters, etc. Frequency Response 20 to 30,000 CPS $\pm 1/2$ DB. 1 M Distortion-less than 1/4%. Input level adjustments (4).

Wired and tested \$62.95
SAVE! Easy-to-build-kit \$39.95

FREE!

16 page illustrated catalogue giving complete details and specifications of Radio, Hi-Fi, & Stereo equipment. See your dealer for your free copy.


arkay

120 CEDAR STREET NEW YORK 6

underneath. To keep this from happening, limit the travel of the drill bit by "stopping" it with a piece of wire insulating spaghetti slipped over the bit. Since spaghetti is readily available in several different sizes, it is possible to select a piece and cut it to fit almost any size of twist drill. —J. A. C.

"SEAL" YOUR RADIO CABINET


Manufacturers of electronic devices often hermetically seal cases containing delicate gear to protect them from damaging exam-



ination by curious people. Small cases containing transistor radios, meters, etc., may be protected in the same manner by covering all exposed bolt and screw heads with plastic aluminum or a similar material. After the plastic is dry, smooth and polish it with steel wool. When it is necessary to open the case, saw cuts made into these pseudo rivet heads will allow them to be turned with a screwdriver. —K. M.

DECAL SPRAY SHIELD

When coating decals with a protective plastic spray, it is often desirable to avoid spraying nearby parts such as tubes, tran-



sistors, knobs, dials, etc. In such cases, a simple but effective spray shield can be made from a sheet of typing paper. Simply
(Continued on page 108)

FREE Lafayette 1959 CATALOG

260 GIANT-SIZED PAGES!



"Everything in Electronics"

CONTAINS HUNDREDS OF EXCLUSIVE LAFAYETTE ITEMS NOT AVAILABLE IN ANY OTHER CATALOG OR FROM ANY OTHER SOURCE — SEND FOR YOUR COPY NOW!

A "must" for the economy-minded hi-fi enthusiast, experimenter, hobbyist, engineer, technician, student, serviceman and dealer.

The Complete Catalog Featuring "The Best Buys In The Business"

Send for Lafayette's 1959 Catalog—the most complete, up-to-the-minute electronic supply catalog crammed full of everything in electronics at our customary down-to-earth money-saving prices.

LEADERS IN HI-FI—The most complete selection and largest stocks of hi-fi components and systems—available for immediate delivery at the lowest possible prices. Save even more on Lafayette endorsed "best-buy" complete systems.

FOR THE NEWEST AND FINEST IN STEREPHONIC HI-FI EQUIPMENT AND SYSTEMS

- TAPE RECORDERS
- AMATEUR EQUIPMENT
- MICROSCOPES & TELESCOPES
- PUBLIC ADDRESS SYSTEMS
- INDUSTRIAL SUPPLIES
- RADIO AND TV TUBES & PARTS
- EXCLUSIVE LAFAYETTE TRANSISTOR AND HI-FI KITS

EASY PAY TERMS

Only 10% down—Up to 18 months to pay

NEW! LAFAYETTE 'STEREO' HI-FI PHONO MUSIC SYSTEM

An Ideal Quality System For Listening To The New High Realism Stereo Sound!

FOR STEREO & MONAURAL REPRODUCTION




LAFAYETTE LA-90




GARRARD RC 121/11



NEW GE GC-7 STEREO COMPATIBLE CARTRIDGE WITH DIAMOND STYLUS



SK-58 SK-58



SPEAKER ENCLOSURES

A superb complete phono music system brought to you by Lafayette's top stereo engineers. Heart of the system is the new Lafayette LA-90 28-watt stereo amplifier with 14 watts per channel or 28 watts monaurally and with all the inputs necessary for a complete stereo control center. Other fine components include the famous new Garrard RC121/11 4-speed automatic record changer, ready to accept stereo cartridges; the Lafayette PK-111 wood base for changer, of fine selected woods; the new GE GC-7 stereo/monaural variable reluctance magnetic cartridge with 0.7 mil genuine GE diamond stylus for microgroove stereo and monaural LP and 45 rpm records; and 2 of the unbeatable, for performance-value, Lafayette SK-58 12" coaxial speakers. Supplied complete with cables, connectors, and easy installation instructions. Shpg. wt., 66 lbs.

- HF-374 Stereo Phono System, with mahogany or blonde wood changer base (please specify) Net **167.50**
- HF-375 Same, but with 2-Lafayette CAB-16 mahogany or walnut or CAB-17 blonde speaker enclosures (specify which) Net **222.50**

Reg. Catalog Price

~~200.57~~

ONLY **167.50**


SAVE 33.07!

16.75 DOWN ● 12.00 MONTHLY

STEREO FM/AM-PHONO SYSTEM

- HF-376 Same as HF-374 but with new Lafayette Model LT-99 Stereo FM/AM Tuner Net **237.00**
- HF-377 Same as HF-376 but with 2-Lafayette CAB-16 mahogany or walnut or CAB-17 blonde speaker enclosures Net **292.00**

NEW! LAFAYETTE STEREO AMPLIFIER KIT



- 4 WATTS STEREO OUTPUT
- COMPLETE STEREO CONTROLS
- TRANSFORMER OPERATED

ONLY **17.95**

Brand new stereo amplifier kit for that extra small stereo hi-fi set, featuring separate volume controls; ganged tone control; stereo, reverse and monaural switch. 40 millivolt sensitivity! Complete kit with tubes, rectifier, all parts and instructions. Only 9 1/2" x 5" x 4 1/2". For 110-120 60 cycle AC. Shpg. wt., 7 lbs.

KT-126 — Complete Kit, with tubes Net **18.95**

Lafayette Radio P. O. BOX 511
JAMAICA 31, N. Y.

Dept. LJ

Send FREE CATALOG 590

Name _____

Address _____

City _____


Zone _____ State _____

CUT OUT AND PASTE ON POSTCARD

New!
YEARS AHEAD!

Lafayette STEREO TUNER KIT

**THE MOST
FLEXIBLE TUNER
EVER
DESIGNED**



Use it as a Binaural-
Stereophonic FM-AM tuner

Use it as a Dual-Monaural FM-AM tuner

Use it as a straight Monaural FM or AM tuner

- Multiflex Output for New Stereo FM
- 11 Tubes (including 4 dual-purpose) + Tuning Eye + Selenium rectifier Provide 17 Tube Performance
- 10KC Whistle Filter ● Pre-aligned IF's
- Tuned Cascade FM ● 12 Tuned Circuits
- Dual Cathode Follower Output
- Separately Tuned FM and AM Sections
- Armstrong Circuit with FM/AFC and AFC Defeat
- Dual Double-Tuned Transformer Coupled Limiters.

More than a year of research, planning and engineering went into the making of the Lafayette Stereo Tuner. Its unique flexibility permits the reception of binaural broadcasting (simultaneous transmission on both FM and AM), the independent operation of both the FM and AM sections at the same time, and the ordinary reception of either FM or AM. The AM and FM sections are separately tuned, each with a separate 3-gang tuning condenser, separate flywheel tuning and separate volume control for proper balancing when used for binaural programs. Simplified accurate knife-edge tuning is provided by magic eye which operates independently on FM and AM. Automatic frequency control "locks in" FM signal permanently. Aside from its unique flexibility, this is, above all else, a quality high-fidelity tuner incorporating features found exclusively in the highest priced tuners.

The 5 controls of the KT-500 are FM Volume, AM Volume, FM Tuning, AM Tuning and 5-position Function Selector Switch. Tastefully styled with gold-brass escutcheon having dark maroon background plus matching maroon knobs with gold inserts. The Lafayette Stereo Tuner was designed with the builder in mind. Two separate printed circuit boards make construction and wiring simple, even for such a complex unit. Complete kit includes all parts and metal cover, a step-by-step instruction manual, schematic and pictorial diagrams. Size is 13 3/4" W x 10 7/8" D x 4 1/2" H. Shpg. wt., 22 lbs.

The new Lafayette Model KT-500 Stereo FM-AM Tuner is a companion piece to the Models KT-300 Audio Control Center Kit and KT-400 70-watt Basic Amplifier Kit.

KT-500 Net **74.50**
LT-50 Same as above, completely factory wired and tested Net **124.50**

KT-500 IN KIT FORM
74.50

ONLY 7.45 DOWN
7.00 MONTHLY

NEW! LAFAYETTE PROFESSIONAL STEREO MASTER AUDIO CONTROL CENTER



KT-600
79.50
IN KIT FORM

ONLY 7.95 DOWN

Solves Every Stereo/Monaural Control Problem!

- UNIQUE STEREO & MONAURAL CONTROL FEATURES
- AMAZING NEW BRIDGE CIRCUITRY FOR VARIABLE 3d CHANNEL OUTPUT & CROSS-CHANNEL FEED
- PRECISE "NULL" BALANCING SYSTEM

A REVOLUTIONARY DEVELOPMENT IN STEREO HIGH FIDELITY. Provides such unusual features as a Bridge Control, for variable cross-channel signal feed for elimination of "ping-pong" (exaggerated separation) effects and for 3d channel output volume control for 3-speaker stereo systems; 3d channel output also serves for mixing stereo to produce excellent monaural recordings. Also has full input mixing of monaural program sources, special "null" stereo balancing and calibrating system (better than meters), 24 equalization positions, all-concentric controls, rumble and scratch filters, loudness switch. Clutch type volume controls for balancing or as 1 Master Volume Control. Has channel reverse, electronic phasing, input level controls. Sensitivity 1.78 millivolts for 1 volt out. Dual low-impedance outputs (plate followers), 1300 ohms. Response 10-25,000 cps \pm 0.5 db. Less than .03% IM distortion. Uses 7 new 7025 low-noise dual triodes. Size 14" x 4 1/2" x 10 1/4". Shpg. wt., 16 lbs. Complete with printed circuit board, cage, profusely illustrated instructions, all necessary parts.

LAFAYETTE KT-600 — Stereo Pre-amplifier kit Net **79.50**

NEW! LAFAYETTE STEREO/MONAURAL 36-WATT BASIC AMPLIFIER



KT-310
47.50
IN KIT FORM

ONLY 4.75 DOWN

- 36-WATT STEREO AMPLIFIER
- 4 PREMIUM-TYPE 7189 OUTPUT TUBES
- RESPONSE 35-30,000 CPS \pm 1/2 DB
- 18 WATTS PER STEREO CHANNEL OR 36 WATTS MONAURALLY
- 2 PRINTED CIRCUIT BOARDS FOR NEAT, EASY WIRING

A superbly-performing basic stereo amplifier, in easy-to-build kit form to save you **lots of money** and let you **get into stereo now** at minimum expensel Dual inputs, each provided with individual volume control. The unit may be used with a stereo preamplifier for 2 18-watt stereo channels, or at the flick of a switch, as a top-quality 36-watt monaural amplifier; or, if desired, it may be used as 2 separate monaural 18-watt amplifiers! **CONTROLS** include 2 input volume controls, channel reverse switch (AB-BA), monaural-stereo switch. **DUAL OUTPUT IMPEDANCES** are: 4, 8, 16 and 32 ohms (permitting paralleled monaural operation of 2 speaker systems of up to 16 ohms). **INPUT SENSITIVITY** is 0.45 volts per channel for full output. **TUBES** are 2-6AN8, 4-7189; GZ34 rectifier. **SIZE** is 9-3/16" d (10-9/16" with controls) x 5 1/4" h x 13 3/4" w. Supplied complete with perforated metal cage, all necessary parts and detailed instructions. Shpg. wt., 22 lbs.

KT-310 Stereo Power Amplifier Kit Net **47.50**

Lafayette Radio 165-08 Liberty Ave.
Dept. 11 JAMAICA 33, N. Y.

NEW YORK 13, N. Y. 100 6th Ave.
BRONX 58, N. Y. 542 E Fordham Rd BOSTON 10, Mass. 110 Federal St
PLAINFIELD, N. J. 139 W. 2nd St. NEWARK 2, N. J. 24 Central Ave

NEW! 6 TRANSISTOR SUPERHET RECEIVER with LATEST NPN-PNP TRANSISTORS



- GE 2N188A AUDIO OUTPUT TRANSISTORS • 100% SUBMINIATURE PARTS - NO COMPROMISES!
- CLASS B PUSH-PULL AMPLIFICATION-PLENTY OF POWER. • FOR GROUP AND PRIVATE LISTENING
- LABORATORY DESIGNED - SENSITIVE, SELECTIVE, STABLE

Superb Performance! Incomparable Value!

Transistor-wise Lafayette proudly presents its newly revised 6 Transistor Superhet Receiver Kit KT-119A. This improved model uses the latest GE NPN-PNP Transistors in an ingeniously engineered, laboratory tested circuit providing superb performance and an amazing superior commercial quality. The circuit features a specially matched set of 3 IF transformers, Oscillator Coil, High-Q Loop, Class B Push-Pull Audio Amplification and optimum Transformer Coupling in audio and output stages. Has efficient 2 1/2" speaker for exemplary reproduction and earphone jack for private listening. Complete with all parts, transistors, pre-punched chassis, but less battery and leather case. New 28 page easy-to-follow step-by-step instruction book. Size 6 x 3 1/2 x 1 1/2. Shpg. wt., 3 lbs.

- KT-119A** — Complete Kit—Less Case and Battery.....Net **27.50**
BATTERY 9V BURGESS 2N6.....Net **1.30**
MS-339A — Sturdy attractive brown leather case with carrying strap for KT-119A. 6 x 3 1/2 x 1 1/2". Shpg. wt., 1 lb.....Net **2.95**
MS-366 — Sensitive matching earphone.....Net **1.29**

3 TRANSISTOR SUPERHET POCKET RADIO KIT



TRUE POCKET SUPERHET RECEIVER NO EXTERNAL ANTENNA
 NO EXTERNAL GROUND

A remarkable sensitive, super-selective pocket superhet receiver with astonishing performance over the complete broadcast band. Uses 2 high-frequency and one audio transistor plus efficient diode detector and features 2 specially matched IF transformers for maximum power transfer. The components are housed in a professional looking beige plastic case.

The receiver's appearance enhanced by attractive maroon and silver station dial. Sensitive built-in ferrite antenna eliminates need for external antenna. A designer's dream in a true pocket superhet receiver! Complete with all parts, transistors battery, case, dial and easy to follow step-by-step instructions. 4 1/4" x 2 3/8" x 1-1/16". Shpg. wt., 1 lb. **KT-116** — Complete Kit, less earphone..Net **14.95**

MS-240 — Super Power Dynamic Earphone.....Net **3.95**

NEW!

CODE PRACTICE SET

Economical and practical code practice key and buzzer unit for learning code.

Telegraph key chrome and nickel plated with both adjustable spring tension and contact clearance. The high frequency buzzer has frequency adjustment with locknut to keep tone constant. Screw type pin jack terminals for headphone connection. Works with inexpensive 1 1/2 volt battery. Heavy black molded phenolic base and buzzer housing. Base 6 3/4" x 2 3/4" x 1 3/8", overall length 8 1/2". Shpg. wt., 2 lbs. **MS-433** Code Practice Set (less battery) . **1.95**

- BATTERY** Burgess 2.....**1.30**
MS-369 Stethoscope Headset.....**1.69**

NEW MINIATURE HIGH SENSITIVITY MULTITESTER

20,000 OHMS PER VOLT DC — 10,000 OHMS PER VOLT AC
 CLEAN PLASTIC FACE COVER



A terrific buy in a hand-held, compact, light, accurate, completely wired instrument. Has a 36 μ A movement, 1% precision resistors and simple selector switch with calibration markings protected against wear. Scales: Volts DC and AC; 0-5-25, 100, 500, 1000; Ohms; 0-6K-600K-6 Meg; DC Current; 0-50 μ A- 5-50-500 MA; Decibels — 20 to +64 in 5 ranges. Size 4 1/4" x 2 7/8" x 1 1/4". Shpg. wt., 1 lb. Complete with batteries and test leads. Imported to save you money.

AR-660 Miniature Meter.....Net **22.50**

AUDIO LEVEL VU INDICATOR



NEW!

Precision loudness meter. Calibrated in Volume Units and percent, with 20 db variable attenuator. Ideal for setting output level in paging and music systems; removes guesswork when used as record level indicator with tape recorders. Highly damped meter; responds to average level of voice and music. Impedance 10,000 ohms; sensitivity 1.4 volts for 0 VU. With capacitor for blocking DC to prevent burnout, 4" w x 2-3/16" h x 1-3/8" d. Shpg. wt., 1 lb.

LAFAYETTE TM-20 Audio Level Meter.....Net **5.95**

Lafayette's Radio-Control Specialties

LAFAYETTE SPECIAL R/C TRANSMITTER

New crystal controlled 27.255 MC R/C transmitter, completely assembled, tested and guaranteed. Includes tube, crystal and 6 section telescoping antenna. Approx. 1 mile range. Size 8 1/2 x 2 1/4 x 1 1/2". Shpg. wt., 2 1/2 lbs. Less batteries.....Net **14.95**

F-249 R/C TRANSMITTER (Less Batteries).....Net **14.95**

LAFAYETTE SPECIAL R/C RECEIVER

New factory wired and tested RC receiver. Completely enclosed — for use around water — case may be removed. Ready to operate on exam-free 27.255 MC band. Has fine tuning control, antenna lead, and connector plug. Requires one 1.5V and one 4.5V battery. Complete with 354 tube, less batteries. Size 3 x 2 1/4 x 1 1/2". Ideal companion for F-249 Transmitter. Shpg. wt., 8 oz.
F-208 R/C RECEIVER (Less batteries).....Net **8.95**

SPECIAL COMBINATION OFFER

Consists of R/C Transmitter (F-249) and R/C Receiver (F-208)
F-259 Combination.....Net **22.90**



NEW! CODE PRACTICE SET



20,000 OHM PER VOLT MULTITESTER SEMI-KIT

- 20,000 OHMS PER VOLT DC — 10,000 OHMS PER VOLT AC
- 40 MICROAMPERE 3"
- D'ARSONVAL METER MOVEMENT
- HIGH INPUT RESISTANCE ON ALL DC AND AC RANGES
- JUST CONNECT A FEW WIRES TO COMPLETE THE KIT



ONLY 11.95

The semi-kit is a new concept in test equipment kits. All the important or difficult parts are already mounted. All that remains to be done is to mount and wire in a few small parts — a job so simple you'll finish before you realize it, and best of all, you'll have one of the finest high sensitivity multimeters on the market. When used in a circuit, the high input resistance on all DC and AC ranges does away with the highly inaccurate readings common to low resistance testers which load the circuit. Ranges: DC Volts, 0-10-50-250-500-1000; AC Volts, 0-10-50-250-500-1000; DC CURRENT, 0-500 μ a, 0-10-250 ma; OHMS, 0-10K-100K-1 meg; DECIBELS, -20 to +36; PLUS 0-5000 henries and 250 mmf. to .02 mfd. Black case 5 3/4" x 3 3/4" x 1 1/8". Complete with test leads, all parts, and instructions. Shpg. wt. 3 lbs.

TK-10 KIT.....Net **11.95**

NEW! STEREO BALANCE VU METER



Removes guesswork in providing perfect balance of the 2 amplifier or preamplifier channels in any stereo system. Can be used as record-level


indicator with stereo tape recorders, and for balancing stereo tuners. Impedance 10,000 ohms; calibrated 20 db attenuators, capacitors for blocking DC. Calibrated in Volume Units and percent; highly damped, reads average voltage of voice or music signals. Sensitivity 1.4 volts for 0 VU. Shpg. wt., 1 lb.

LAFAYETTE TM-40 Stereo Balance Meter.....Net **8.95**

Lafayette Radio 165-08 Liberty Ave,
 Dept. JJ JAMAICA 33, N. Y.


100 10TH AVE. NEW YORK, N. Y.
 139 W. 57th St. BOSTON 10, MASS. 110 Federal St.
 BRONX 58 N. 547 E. Polkham Rd. NEWARK 7, N. J. 74 Central Ave.
 Include postage with order.

build your own  *for fun!*




Don't let a lack of experience keep you from enjoying the fun and savings of "Do-it-yourself" kit construction. The easy-to-follow diagrams that come with every Heathkit insure your success. Let our experience be your teacher—and you'll save one-half or more over the price of "built-up" equipment of equal quality.

HEATH COMPANY A subsidiary of Daystrom, Inc. BENTON HARBOR 10, MICH.



"BASIC" SPEAKER SYSTEM



RANGE EXTENDER



A-9C 20-WATT AMPLIFIER

**HEATHKIT "BASIC RANGE"
HIGH FIDELITY SPEAKER SYSTEM KIT**

This amazing speaker system can fulfill your present needs and still provide for future expansion. Fine hi-fi performance the result of using high quality speakers in an enclosure especially designed for them. Features two Jensen speakers to cover 50 to 12,000 CPS within ± 5 db. Power rating is 25 watts, and impedance is 16 ohms. Enclosure constructed of veneer-surfaced plywood, $\frac{1}{2}$ " thick, and measures 11 $\frac{1}{2}$ " H x 23" W x 11 $\frac{1}{4}$ " D. Precut and predrilled for quick assembly.

Model SS-2
\$39⁹⁵

Shpg. Wt. 26 lbs.

**HEATHKIT RANGE EXTENDING
HIGH FIDELITY SPEAKER SYSTEM KIT**

Designed especially for use with SS-2 "Basic" system. Contains 15" woofer and compression-type super tweeter. Extends basic unit to 35—16,000 CPS, ± 5 db. Impedance 16 ohms. Measures 29" H x 23" W x 17 $\frac{1}{2}$ " D, and is constructed of $\frac{3}{4}$ " veneer-surfaced plywood.

Model SS-1B
\$99⁹⁵

Shpg. Wt. 80 lbs.

**HEATHKIT A-9C HIGH FIDELITY
AMPLIFIER KIT**

This model incorporates its own power supply and preamplifier. Plenty of power with full 20 watt rating. Four separate inputs, selected by panel-mounted switch, and separate bass and treble controls. Ideal for home or PA applications. Output transformer tapped at 4, 8, 16 or 500 ohms. Response within ± 1 db from 20 to 20,000 CPS.

Model A-9C
\$35⁵⁰

Shpg. Wt. 23 lbs.

HEATHKIT HIGH FIDELITY FM TUNER KIT

Now you can have full-fidelity FM performance from 88 to 108 mc at reasonable cost. Features temperature-compensated oscillator, built-in power supply, and beautiful cabinet. Components prealigned at factory!

Model FM-3A
\$25⁹⁵
Shpg. Wt. 8 lbs.
(with cabinet)

HEATHKIT BROADBAND AM TUNER KIT

Tunes standard AM band from 550 to 1600 kc with fine sensitivity and broadband characteristics. Features include built-in power supply and low-distortion detector. All RF circuits prealigned for simplified construction.

Model BC-1A
\$25⁹⁵
Shpg. Wt. 9 lbs.
(with cabinet)

**HEATHKIT "MASTER CONTROL"
HI-FI PREAMPLIFIER KIT**


Provides extra amplification, selection of inputs, volume and tone controls, and turnover and rolloff controls, for Williamson-type amplifiers. Beautiful satin-gold enamel cabinet. Derives operating power from amplifier.

Model WA-P2
\$19⁷⁵
Shpg. Wt. 7 lbs.
(with cabinet)


**HEATHKIT 25-WATT HIGH FIDELITY
AMPLIFIER KIT**

Outstanding 25-watt Williamson-type amplifier employs KT66 tubes and Peerless output transformer, tapped at 4, 8, and 16 ohms. A fine amplifier for the "deluxe" system. WA-P2 preamplifier required for operation.

Model W-5M
\$59⁷⁵
Shpg. Wt. 31 lbs.




FM TUNER



AM TUNER



PREAMPLIFIER



W-5M 25-WATT AMPLIFIER

HEATHKITS

*World's finest
electronic equipment
in kit form...*



Choose your own "Do-it-yourself" project
from the world's largest kit manufacturer

HEATH COMPANY

A subsidiary of Daystrom, Inc.

BENTON HARBOR 10, MICHIGAN

Now you can have radio
wherever you go —
with the portable
that plays anywhere!

NEW LOW PRICE!

Model XR-1L
\$34⁹⁵

Model XR-1P
\$29⁹⁵

Note: Prices are with cabinet less batteries.

HEATHKIT MODEL XR-1P TRANSISTOR PORTABLE RADIO KIT

This easy to build transistor radio is designed for lifetime operation. Features 6 name-brand (Texas Instrument) transistors for extra good sensitivity and selectivity. A 4" x 6" speaker for "big set" tone, built-in rod-type antenna, and uses 6 standard size "D" flashlight cells for extremely long battery life (between 500 and 1,000 hours). Cabinet is two-tone blue molded plastic with pull-out carrying handle. Measures 9" L. x 7" H. x 3 $\frac{3}{4}$ " D. Transformers are prealigned eliminating special alignment equipment. Shpg. Wt. 6 lbs.

MODEL XR-1L: Identical to XR-1P except in leather case. Carrying strap included. Shpg. Wt. 7 lbs.

HEATHKIT BROADCAST BAND RADIO KIT

Covers 550 to 1600 kc with good sensitivity and selectivity. Has 5 $\frac{1}{2}$ " PM speaker for good tone quality. Features transformer power supply and built-in antenna. Signal generator recommended for alignment. Cabinet, as shown, available separately. Shpg. Wt. 10 lbs.

Model BR-2
\$18⁹⁵

(less cabinet)

HEATHKIT CRYSTAL RADIO KIT

Features a sealed germanium diode to eliminate critical "cats whisker" adjustment. Employs two tuning condensers for good selectivity, and covers the broadcast band from 540 to 1600 kc. Requires no external power. Kit price includes headphones. Shpg. Wt. 3 lbs.

Model CR-1
\$7⁹⁵

HEATHKIT ENLARGER TIMER KIT

The dial of this handy timer covers 0 to one minute calibrated in five-second gradations, so that the timing cycle of a photographic enlarger can be electronically controlled. Built-in relay handles up to 350 watts, and enlarger merely plugs into receptacle of front panel. Also provision for plugging in safe-light. An easy-to-build device that makes a fine addition to any dark room. Shpg. Wt. 3 lbs.

Model ET-1
\$11⁵⁰

TABLE-MODEL RADIO

CRYSTAL RADIO

ENLARGER TIMER

HEATHKIT FUEL VAPOR DETECTOR KIT

The FD-1 is a safety device to detect fuel vapor in the engine compartment or other sections of your boat. The detector unit mounts in the area to be checked, and the indicating meter and controls mount on the control panel. Will operate intermittently or continuously, and indicates dangers of fire or explosion to protect your boat and its passengers. Models FD-1-6 (6 volts DC) and FD-1-12 (12 volts DC) operate from boat batteries. Kit even includes spare detector unit. Shpg. Wt. 4 lbs.

6-volt FD-1-6,
12-vt. FD-1-12

\$35⁹⁵

each

HEATHKIT RF POWER METER KIT

This handy device measures the RF field in the vicinity of a transmitter, whether it be marine, mobile, fixed, etc. Requires no electricity, nor direct connection to the transmitter. Provides a continuing indication of transmitter operation. Merely place it in proximity to the transmitter antenna and it will produce a reading on its 200 ua panel meter when the transmitter is in use. Operates with any transmitter between 100 kc and 250 mc. Includes a sensitivity control for meter. Shpg. Wt. 2 lbs.

Model PM-1

\$14⁹⁵


HEATHKIT TRANSISTOR RADIO DIRECTION-FINDER KIT

The Heathkit Transistor Radio Direction-Finder model DF-1 is a self-contained, self-powered, 6-transistor super heterodyne broadcast radio receiver incorporating a directional loop antenna, indicating meter, and integral speaker. It is designed to serve primarily as an aid to navigation when out of sight of familiar landmarks. It can be used not only aboard yachts, fishing craft, tugs, and other vessels which navigate either out of sight of land or at night, but also for the hunter, hiker, camper, fisherman, aviator, etc. It is powered by a 9-volt battery. (A spare battery is also included with the kit.) The frequency range covers the broadcast band from 540 to 1600 kc and will double as a portable radio. A directional high-Q ferrite antenna is incorporated which is rotated from the front panel to obtain a fix on a station and a 1 ma meter serves as the null and tuning indicator. The controls consist of: tuning, volume and power (on-off), sensitivity, heading indicator (compass rose) and bearing indicator (antenna index). Overall dimensions are 7½" W x 5⅝" H x 5⅜" D. Supplied with slip-in-place mounting brackets, which allow easy removal from ship bulkheads or other similar places. Shpg. Wt. 4 lbs.


Model DF-1

\$54⁹⁵

NEW! Heathkits for the boating enthusiast



FUEL VAPOR DETECTOR



POWER METER



RADIO DIRECTION-FINDER



HEATHKIT



DX-20 TRANSMITTER



RF SIGNAL GENERATOR



GRID DIP METER



HANDITESTER

HEATHKIT DX-20 CW TRANSMITTER KIT

This Heathkit straight-CW transmitter is one of the most efficient rigs available today. It is ideal for the novice, and even for the advanced-class CW operator. It employs a 6DQ6A tube in the 50-watt final amplifier circuit, a 6CL6 oscillator and a 5U4GB rectifier. Single-knob band switching covers 80, 40, 20, 15, 11, and 10 meters. The DX-20 is designed for crystal excitation, but may be excited by an external VFO. Pi network output circuit is employed to match antenna impedances between 50 and 1000 ohms.

Model DX-20
\$35⁹⁵

Shpg. Wt. 19 lbs.

HEATHKIT GRID DIP METER KIT

An instrument of many uses for the ham, experimenter, or service technician. Useful in locating parasitics, neutralizing, determining resonant frequencies, etc. Covers 2 mc to 250 mc with prewound coils. Use to beat against unknown frequencies, or as absorption-type wave meter.

Model GD-1B
\$21⁹⁵

Shpg. Wt. 4 lbs.

HEATHKIT RF SIGNAL GENERATOR KIT

Produces rf signals from 160 kc to 110 mc on fundamentals on five bands, and covers 110 mc to 220 mc on calibrated harmonics. Output may be pure rf, rf modulated at 400 CPS, or audio at 400 CPS. Prewound coils eliminate the need for calibration after completion.

Model SG-8
\$19⁵⁰

Shpg. Wt. 8 lbs.

HEATHKIT HANDITESTER KIT

Measures AC or DC voltage at 0—10, 30, 300, 1000 and 5000 volts. Direct current ranges are 0-10 ma and 0-100 ma. Ohmmeter ranges are 0-3000 and 0-300,000 ohms. Sensitivity is 1000 ohms/volt. Features small size and rugged construction in sleek black bakelite case.

Model M-1
\$17⁹⁵

Shpg. Wt. 3 lbs.

HEATHKIT ETCHED-CIRCUIT VTVM KIT

Sensitivity and reliability are combined in the V-7A. It features 1% precision resistors, large 4½" panel meter, and etched circuit board. AC (RMS) and DC voltage ranges are 0—1.5, 5, 15, 50, 150, 500, and 1500. Peak-to-peak AC ranges are 0—4, 14, 40, 140, 400, 1400 and 4000 volts. X1, X10, X100, X10k, X100k, and X1 megohm.

Model V-7A
\$24⁵⁰
Shpg. Wt. 7 lbs.

HEATHKIT ALL-BAND RADIO KIT

This receiver covers 550 kc to 30 mc in four bands, and is ideal for the short wave listener or beginning amateur. It provides good sensitivity and selectivity, combined with good image projection. Amateur bands clearly marked on the illuminated dial scale. Employs transformer-type power supply—electrical band spread—antenna trimmer—separate rf and af gain controls—noise limiter and headphone jack. Built-in BFO for CW reception. Cabinet, as shown, available separately.


Model AR-3
\$29⁹⁵
Shpg. Wt. 12 lbs.

(less cabinet)

HEATHKIT "GENERAL PURPOSE" 5" OSCILLOSCOPE KIT

This oscilloscope sells for less than the previous model, yet incorporates features for improved performance. The OM-2 provides wider vertical frequency response, extended sweep generator coverage, and increased stability. Vertical channel is essentially flat to over 1 mc. Sweep generator functions from 20 CPS to over 150 kc. Amplifiers are push-pull, and modern etched circuits are employed in critical parts of the design. A 5BP1 cathode ray tube is used. The scope features external or internal sweep and sync, 1-volt peak-to-peak reference voltage, three-position step attenuated input, and many other "extras."

Model OM-2
\$39⁹⁵
Shpg. Wt. 22 lbs.



"GENERAL-PURPOSE" SCOPE



ALL-BAND RADIO



VACUUM TUBE VOLTMETER



FREE 1958 CATALOG

Write today for this FREE CATALOG listing more than 100 "do-it-yourself" kits.

HEATHKITS

World's finest electronic equipment in kit form...

HOW TO ORDER...

Just identify the kit you desire by its model number and send check or money order to address below. Don't hesitate to ask about HEATH TIME PAYMENT PLAN.



ORDER BLANK

HEATH COMPANY A subsidiary of Daystrom, Inc.
Benton Harbor 10, Mich.

Name _____
Address _____
City _____ Zone _____ State _____

- SHIP VIA**
- Parcel Post
 - Express
 - Freight
 - Best Way

Quantity	Item	Model No.	Price
<input type="checkbox"/> SEND FREE Heathkit Catalog			

Enclosed find check money order for \$_____. Please ship C.O.D. postage enclosed for _____ lbs. On express orders do not include transportation charges—they will be collected by the ex-

press agency at time of delivery. On parcel post orders include postage for weight shown. Orders from APO's must include full remittance. NOTE: All prices are subject to change without notice and are F.O.B. Benton Harbor, Mich.

POSTAGE
TOTAL

Your New Job Is Waiting in

TV-ELECTRONICS

TRAIN BY PRACTICING AT HOME

Over 100,000 jobs are open for trained men in TV-Electronics. By 1961, demand for technicians will increase by 209%, according to Labor Dept. *Earn up to \$150 a week and more repairing radios and TV sets.* Open a repair shop. Or get into Automation, Communications, Broadcasting, Radar.



**BUILD THIS
21" TV SET**

YOU GET 20 KITS of parts and tools to build a 21-inch TV set (with new 110° picture tube.) You also assemble a Tube Checker (a CTI "first.") With this instrument you can make service calls, *earn cash as you train.* Lessons on Color TV, Hi-Fi. *Mail coupon!*



MAIL TODAY • TWO FREE BOOKS

- Commercial Trades Institute • Dept. T-117
- 1400 Greenleaf Ave., Chicago 26, Ill.
- Please send valuable free catalog, You and Television, and Lesson Samples.

Name _____ Age _____
Address _____
City _____ Zone _____ State _____



NOW... FULL FIDELITY FM RECEPTION FROM YOUR CAR!



**A NEW
DIMENSION
IN LISTENING
PLEASURE!**

FM CONVERTER

Now! ... use your present AM car radio to receive FM broadcasts. Gonset FM Converter, covering standard 88-108 mc. FM band, operates with your present car radio* and antenna. Compact... automatic tuning feature... easy to operate... *simple, do-it-yourself installation in minutes, with no alterations to car radio required.*

Model #3239 84.50

*FM Converter usable only on cars with 12 volt systems.

GONSET
Burbank, Calif.

DIVISION OF
YOUNG SPREN & WIRE
CORPORATION

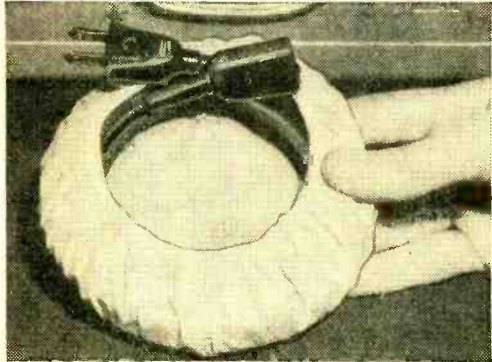
Tips and Techniques

(Continued from page 98)

cut a hole of the correct size and shape as shown in the photograph. Hold the shield close to the chassis when you spray and you'll get a neat job. —J.E.P.

TAPE RECORDER CORD STORAGE


If your tape recorder has a detachable power cord (most of them do), you'll find it easier to store the cord compactly in a



plastic bowl cover rather than to wrap it around the recorder's case. Simply roll up the cord into a coil about 5" in diameter and slip the plastic cover over it. This way the cord can't unroll or tangle up and it makes for neater storage. —J.A.C.

REDUCE CHASSIS-PUNCH WEAR

In addition to keeping a chassis punch oiled, a good way of reducing wear on it is to lubricate the surface to be punched. A



good way to do this is to rub the surface with stainless stick lubricant, which is sold at automobile garages and parts dealers. It stays put during the cutting job, is not messy, and can readily be wiped off afterward. —K.M.

INSULATE WITH RUBBER TUBING

A screwdriver with its shank covered with a section of soft rubber tubing is

Always say you saw it in—POPULAR ELECTRONICS

BULL DOG 16 RADIO

CIRCUITS AT HOME

ONLY

\$22.95

with the New Deluxe 1959

PROGRESSIVE RADIO "EDU-KIT"®

A Practical Home Radio Course

Now Includes

- ★ TRANSMITTER
- ★ SIGNAL TRACER
- ★ SIGNAL INJECTOR
- ★ CODE OSCILLATOR
- ★ No Knowledge of Radio Necessary
- ★ No Additional Parts or Tools Needed
- ★ EXCELLENT BACKGROUND FOR TV
- ★ School Inquiries Invited
- ★ Sold in 79 Countries

YOU DON'T HAVE TO SPEND HUNDREDS OF DOLLARS FOR A RADIO COURSE



FREE EXTRAS

• SET OF TOOLS

- SOLDERING IRON
- ELECTRONICS TESTER
- PLIERS-CUTTERS
- ALIGNMENT TOOL
- WRENCH SET
- VALUABLE DISCOUNT CARD
- CERTIFICATE OF MERIT
- TESTER INSTRUCTION MANUAL
- HIGH FIDELITY GUIDE & QUIZZES
- TELEVISION BOOK & RADIO TROUBLE-SHOOTING BOOK
- MEMBERSHIP IN RADIO-TV CLUB: CONSULTATION SERVICE, FCC AMATEUR LICENSE TRAINING
- PRINTED CIRCUITRY

SERVICING LESSONS

You will learn trouble-shooting and servicing in a progressive manner. You will practice repairs on the sets that you construct. You will learn symptoms and causes of trouble in home, portable and car radios. You will learn how to use the professional Signal Tracer, the unique Signal Injector and the dynamic Radio & Electronics Tester. While you are learning in this practical way, you will be able to do many a repair job for your friends and neighbors, and charge fees which will far exceed the price of the "Edu-Kit." Our Consultation Service will help you with any technical problems you may have.

J. Stataitis, of 25 Poplar Pl., Waterbury, Conn., writes: "I have repaired several sets for my friends, and made money. The 'Edu-Kit' paid for itself. I was ready to spend \$240 for a Course, but I found your ad and sent for your Kit."

FROM OUR MAIL BAG

Ben Valerio, P. O. Box 21, Magna, Utah: "The Edu-Kits are wonderful. Here I am sending you the questions and also the answers for them. I have been in Radio for the last seven years, but like to work with Radio Kits, and like to build Radio Testing Equipment. I enjoyed every minute. I worked with the different kits: the Signal Tracer works fine. Also like to let you know that I feel proud of becoming a member of your Radio-TV Club."

Robert L. Shuff, 1534 Monroe Ave., Huntington, W. Va.: "Thought I would drop you a few lines to say that I received my Edu-Kit, and was really amazed that such a bargain can be had at such a low price. I have already started repairing radios and phonographs. My friends were really surprised to see me get into the swing of it so quickly. The Troubleshooting Tester that comes with the Kit is really swell, and finds the trouble, if there is any, to be found."

THE KIT FOR EVERYONE

You do not need the slightest background in radio or science. Whether you are interested in Radio & Electronics because you want an interesting hobby, a well paying business or a job with a future, you will find the "Edu-Kit" a worthwhile investment. Many thousands of individuals of all

ages and backgrounds have successfully used the "Edu-Kit" in more than 79 countries of the world. The "Edu-Kit" has been carefully designed, step by step, so that you cannot make a mistake. The "Edu-Kit" allows you to teach yourself at your own rate. No instructor is necessary.

PROGRESSIVE TEACHING METHOD

The Progressive Radio "Edu-Kit" is the foremost educational radio kit in the world, and is universally accepted as the standard in the field of electronics training. The "Edu-Kit" uses the modern educational principle of "Learn by Doing." Therefore you construct, learn schematics, study theory, practice, trouble-shooting—all in a closely integrated program designed to provide an easily-learned, thorough and interesting background in radio.

You begin by examining the various radio parts of the "Edu-Kit." You then learn the function, theory and wiring of these parts. Then you build a simple radio. With this first set you will enjoy listening to regular broadcast stations, learn theory, practice testing and trouble-shooting. Then you build a more advanced radio, learn more advanced theory and techniques. Gradually, in a progressive manner, and at your own rate, you will find yourself constructing more advanced multi-tube radio circuits, and doing work like a professional Radio Technician.

Included in the "Edu-Kit" course are sixteen Receiver, Transmitter, Code Oscillator, Signal Tracer, and Signal Injector circuits. These are not unprofessional broadcast experiments, but genuine radio circuits, constructed by means of professional wiring and soldering on metal chassis, plus the new method of radio construction known as "Printed Circuitry." These circuits operate on your regular AC or DC house current.

THE "EDU-KIT" IS COMPLETE

You will receive all parts and instructions necessary to build 16 different radio and electronics circuits, each guaranteed to operate. Our Kits contain tubes, tube sockets, variable electrolytic, mica, ceramic and paper dielectric condensers, resistors, tie strips, coils, hardware, tubing, punched metal chassis, Instruction Manuals, hook-up wire, solder, etc.

In addition, you receive Printed Circuit materials, including Printed Circuit chassis, special tube sockets, hardware and instructions. You also receive a useful set of tools, a professional electric soldering iron, and a self-powered Dynamic Radio and Electronics Tester. The "Edu-Kit" also includes Code Instructions and the Progressive Code Oscillator, in addition to F.C.C.-type Questions and Answers for Radio Amateur License training. You will also receive lessons for servicing with the Progressive Signal Tracer and the Progressive Signal Injector, a High Fidelity Guide and a Quiz Book. You receive Membership in Radio-TV Club, Free Consultation Service, Certificate of Merit and Discount Privileges. You receive all parts, tools, instructions, etc. Everything is yours to keep.

PRINTED CIRCUITRY

At no increase in price, the "Edu-Kit" now includes Printed Circuitry. You build a Printed Circuit Signal Injector, a unique servicing instrument that can detect many Radio and TV troubles. This revolutionary new technique of radio construction is now becoming popular in commercial radio and TV sets.

A Printed Circuit is a special insulated chassis on which has been deposited a conducting material which takes the place of wiring. The various parts are merely plugged in and soldered to terminals.

Printed Circuitry is the basis of modern Automation in Electronics. A knowledge of this subject is a necessity today for anyone interested in Electronics.

UNCONDITIONAL MONEY-BACK GUARANTEE

ORDER DIRECT FROM AD—RECEIVE FREE BONUS RESISTOR AND CONDENSER KITS WORTH \$7

- Send "Edu-Kit" postpaid. I enclose full payment of \$22.95.
- Send "Edu-Kit" C.O.D. I will pay \$22.95 plus postage.
- Send me FREE additional information describing "Edu-Kit."


Name

Address

PROGRESSIVE "EDU-KITS" INC.

1186 Broadway, Dept. 549D, Hewlett, N. Y.

take it from a
hi-fi dealer—



KNOW YOUR EQUIPMENT BEFORE YOU BUY!

Any dealer will confirm it. The hi-fi fan who makes the smartest buy usually knows his equipment, prices and specifications before he even steps into a store. Where can you get such helpful information? It's available in the **HI-FI DIRECTORY & BUYERS' GUIDE**—the world's most complete reference for the high fidelity fan. Virtually every piece of hi-fi equipment manufactured is listed in the 1959 **HI-FI DIRECTORY & BUYERS' GUIDE**—complete with prices, specifications and illustrations.

This year's edition is bigger than ever—180 pages of useful information, arranged conveniently into sections on tuners, amplifiers and preamps, record players, changers, turntables, tone arms, cartridges, tape recorders, loudspeakers and systems, enclosures and equipment cabinets.

In addition to listings, the **HI-FI DIRECTORY & BUYERS' GUIDE** contains helpful articles and features on what to look for, how to buy, advantages and

disadvantages of different models, how to judge quality and recognize a bargain. Whether you're a hi-fi beginner or a veteran audiophile, this publication is worth its weight in diamond styli to you. Yet it costs only \$1.00. Be sure to pick up a copy at your favorite newsstand, hi-fi salon or electronics parts dealer.



The **HI-FI DIRECTORY & BUYERS' GUIDE** is on sale in October—watch for it!

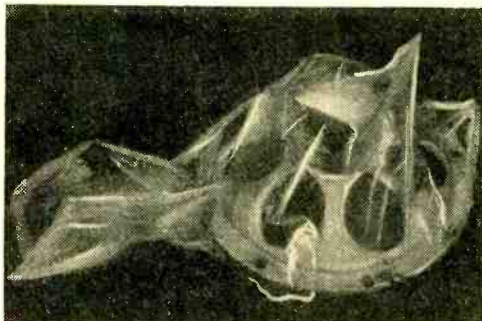


ZIFF-DAVIS PUBLISHING CO.
434 S. Wabash Ave., Chicago 5, Illinois

handy to have around. The tubing will prevent shock and tube breakage and the screwdriver can safely be used to tap tubes when testing for shorts and noise. —K.M.

BAG SAFE-STORES SMALL SPEAKER

Save those plastic bags that records or vegetables are sold in—they're handy dust-proof containers for small speakers. With the speaker stored in a bag until you are



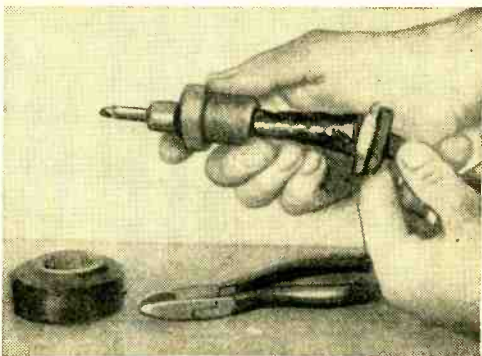
ready to use it, there's less chance of dust or metal particles entering the voice-coil gap to cause distortion. Also, there's less likelihood of the cone getting accidentally punctured. —J. A. C.

DEMAGNETIZING SCREWDRIVERS

Those annoying magnetized screwdrivers that are always picking up metal chips or that small screw at the wrong moment can be easily demagnetized using your soldering gun. With the gun operating, pass the screwdriver blade between the tip holders. The a.c. field set up between the holders is sufficient to do the job. —R. L. K.

UNTANGLED SOLDERING IRON CORD

Are you tired of having a tangled soldering iron cord in your tool box? Cut the



existing cord an inch from the handle and solder a male receptacle of the type used on TV sets to the short leads. Tape the con-

Always say you saw it in—POPULAR ELECTRONICS

LOW COST introduction to the wonderful world of science!

The **AMERICAN BASIC SCIENCE CLUB** offers this

EXCITING HOME SCIENCE LABORATORY
Fascinating Experiments With

SOUND ELECTRICITY HEAT ELECTRONICS LIGHT ATOMIC ENERGY

COMPLETE LABORATORY COMES IN 8 KITS . . . ONE A MONTH
SUPPLIES ALL THE EQUIPMENT FOR ALL THE FOLLOWING:

ELECTRICAL EXPERIMENTS

Educational fun with Electro-Magnets, Transformer, Galvanometer, Rheostat, Relay, Voltmeter, Wheatstone Bridge, and other electric equipment.

RADIO RECEIVER

A sensitive three tube regenerative radio—transformer powered. Can be plugged into regular 110 a/c home circuit. Complete with head set.

SPECTROSCOPE

Fascinating optical instrument used to identify and analyze substances by observing the spectrum of their flame. Spectrum charts included.

PHOTOELECTRIC EYE

Photoelectric Tube, Exciter lamp—and Electronic Relay. Everything you need to control motors, bells, alarms, and do other light beam experiments.

MICROPHONE

A sensitive carbon microphone that greatly amplifies unsuspected noises. Also adaptable for use with your radio transmitter.

ELECTRONIC EXPERIMENTS

Explore functions of vacuum tubes and other electronic components. Build an Electronic Switch—Amplifier, and other experimental circuits.

CODE PRACTICE SET

Signal Oscillator, Key and Flasher . . . the complete outfit to learn to receive and transmit the Morse Code . . . the first step to a Ham License.

STROBE LIGHT

A variable pulse neon light. "Freezes" motion of rapidly vibrating or rotating objects for close study and checking frequencies, RPM.

BROADCAST TRANSMITTER

Sends clear transmissions of both code and voice to nearby radios. Can be used with your microphone, record player, or code oscillator.

RADIO SERVICE EQUIPMENT

All the parts to build your own Radio Signal Tracer and a Probe Light Continuity Tester. Both pieces invaluable in radio servicing.

HEAT EXPERIMENTS

Laboratory studies of heat and its effect on solids, liquids and gases. Provides two Thermometers, Thermocouple, and Alcohol Burner.

TELESCOPE

A mounted astronomical Telescope. High quality ground lens enables you to examine details of the Moon's surface and distant objects.

SOUND EXPERIMENTS

Laboratory demonstration of sound waves, resonance and pitch. Equipment includes Loud Speaker, Resonance tube and Sonometer.

SLIDE PROJECTOR

Takes 16mm and 35mm slides, sharp focusing, convection cooled. G.E. Projection Lamp included. Also adaptable as a Projection Microscope.

MICROSCOPE

High and low power, precision-ground optical lens, self-illuminated. Adaptable for photomicrography in connection with photo lab.

PHOTOGRAPHY LAB

Complete dark room equipment: Printer—Enlarger—Electronic Timer—Safe Light—Developing Trays and supply of paper and chemicals.

LIGHT EXPERIMENTS

A group of interesting experiments with Optical Lenses, Prism, Photometer, Polarized Light, Ultra Violet "Black" Light and Invisible Infra Red.

WEATHER STATION

Aneroid Barometer—Humidistat—Sling Psychrometer—Anemometer Rain Gauge—Cloud Charts—Record Charts—Weather Map.

SPINTHARISCOPE

Gives you a blown up ringside view of the brilliant explosions of disintegrating radium atoms ejecting alpha particles at 11,000 miles per second.

ATOMIC RADIATION EXPM.

Check radioactivity of ores and do radiation experiments with sensitive Electroscopes. Sample of Uranium and other radioactive ore.

ATOMIC CLOUD CHAMBER

The famous vapor chamber in which you see various types of illuminated paths made by sub-atomic particles bombarding us from outer space.



Analyzing Glowing Gases with the **SPECTROSCOPE**

Trouble Shooting with the **SIGNAL TRACER**

PHOTOMICROGRAPH of a Fly's Wing made with Microscope and Photo Lab (Actual Size 5" diameter)

SWRI ADMINISTRATION BUILDING

These Kits are a Real Science Course Developed with World Famous

SOUTHWEST RESEARCH INSTITUTE

to bring the fascination of Science to the American Home

The set of eight Instruction Manuals is expertly written, clearly illustrated—easy to understand—exciting and interesting.

WITHOUT PREVIOUS EXPERIENCE

You can complete every project and acquire a valuable science background.

THESE KITS ARE NOT TOYS!

They consist of standard parts by: SYLVANIA, MALLORY, G. E., PYRAMID, STACKPOLE, TRIM

AND OTHER RELIABLE MANUFACTURERS

Retail value of parts alone is over

FIFTY DOLLARS

MEMBERS ARE ENTHUSIASTIC!

I wish I could provide each of my Physics students with all of your enjoyable kits. You are doing a wonderful job.

Allen T. Ayers
Physics Dept.
Jamestown High School
Jamestown, New York

Please accept my congratulations on the thoughtful study that must have gone into the planning of your Science Series.

W. B. Axell, President
West Virginia Institute of Technology
Montgomery, W. Virginia

SAFE!

Circuits are low voltage supplied by isolation transformer that comes with first kit.

WEATHER Forecasting
PHOTOGRAPHY Darkroom Handbook
MICROSCOPE The World Beyond Your Lens
PROSPECTING for Radioactive Ores
Simplified RADIO-TV Servicing
Steps to a HAM LICENSE

FREE! These 6 Auxiliary Textbooks

ALL THE EQUIPMENT FOR ALL THE ABOVE—only \$29.60

SEND **\$2.00** WITH **PAY \$3.45** FOR EACH KIT YOU RECEIVE
ONLY COUPON ONLY (ONE A MONTH FOR 8 MONTHS)

FREE SOLDERING IRON with second Kit

Your Satisfaction or Your Money Back... AND you may cancel at any time without obligation.

These "no risk" assurances because we know you will be...

SURPRISED! AMAZED! DELIGHTED!

MAIL COUPON TODAY

AMERICAN BASIC SCIENCE CLUB, Inc., Box 524, San Antonio, Texas
Start sending me A.B.S.C.'s "Home Science Lab" in eight kits, one each month. If not satisfied on inspection of first kit I may return it for immediate refund. (I choose plan checked.)
() I enclose \$2.00 and will pay \$3.45 plus COD postage on arrival of each kit. I may cancel unshipped kits at any time.
() I enclose \$29.60 as payment in full, **POSTAGE PAID**, for all eight kits. I may cancel at any time and get full refund on unshipped kits.

NAME _____
STREET _____
CITY _____ STATE _____

AMERICAN BASIC SCIENCE CLUB, Inc., San Antonio, Texas

AT BETTER ELECTRONIC PARTS JOBBERS



KPS-2
Best of all—
and costs less
\$39.95
(wired \$49.95)

NEW DC POWER SUPPLY

operates 6/12 v. auto sets, transistor portables, experimental transistor circuits

Will charge batteries, operate model railroads, relays. Ideal for laboratory work, electroplating and many other low voltage applications.

2 output ranges: 0-16 V. 5 amps. 0.5% maximum ripple; 0-20 V. 75 MA. 0.15% ripple • Separate meters for each output • Patented conduction cooling • Easy-to-follow instructions.

Send for FREE literature, name of your jobber!

Electro Products Laboratories
4501-P Ravenswood, Chicago 40, Ill.

Name _____

Address _____

City _____ Zone _____ State _____

NEW! hi-fi accessories

YOU have been waiting for

vantron pow-r-check


A precision watt and db hi-fi power meter for monaural and binaural installations. Provides an accurate indication of power from the amplifier. Permits frequency response tests.



\$15.95

vantron cross-over

A tubeless trouble-free precision cross-over divider network. Divides up the frequency spectrum when separate bass and treble power amplifiers are used.



\$8.95

See your distributor
or write direct.

ELECTRONICS DIVISION

**VAN NORMAN
INDUSTRIES INC.**

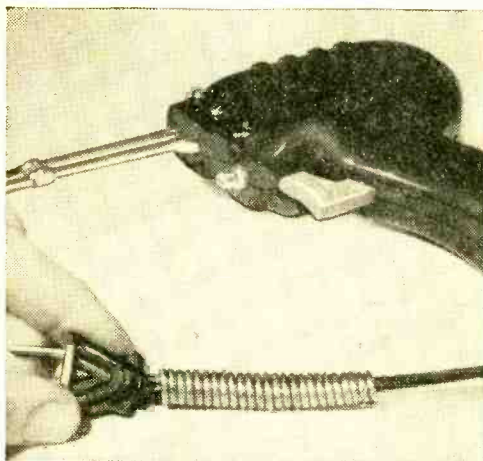
MANCHESTER, N. H.

nections securely. Now you can use any TV cheater cord to heat your iron, which can be neatly and easily attached, detached and stored.

—P. B.

EMERGENCY SOLDER ON CORD

There's no danger of not having solder always on hand when it's needed if, when you buy a new spool, you cut off a length



and spiral it around the power cord of your soldering gun or iron. Wrap it tightly around the cord near the plug as shown and it will also protect the cord at this natural point of wear.

—J. A. C.

FLY CUTTER SETTING

When an adjustable fly cutter is used to cut mounting holes in panels and chassis, a great deal of time can be saved—and the possibility of error greatly reduced—by



making up a jig of plastic or metal for each of the more common hole-size settings. It should be identified according to the socket or other component which will fit into the hole.

—C. W.

48¢ ea. for any tube

\$45.00 Per Hundred

STANDARD LINE

ELECTRIC COMPANY

FREE TUBE BRIGHTENER ON ORDERS OF \$10.00 OR MORE

FREE POSTAGE IN U.S.A. & TERRITORIES

ANNOUNCING OUR NEW PRICE SCHEDULE

Effective July 25, 1958 all tubes (Radio & Television receiving) will be sold and shipped at the fantastic price of only 48¢ ea. or \$45.00 per hundred. Any "on hand" orders at that time will receive credit for future purchases.

THE TUBES ADVERTISED HEREIN ARE NOT NECESSARILY NEW TUBES BUT MAY BE ELECTRICALLY PERFECT FACTORY SECONDS OR USED TUBES AND ARE SO MARKED

All TV & Radio Tubes are tested by our supplier under actual conditions in Radio & TV chassis or in Hickock Tube Testers Model 533A.

And, of course, the famous Standard Line guarantee remains in effect: All tubes guaranteed to be replaced free if they fail to function efficiently within one year's time. (defective tubes must be returned intact, postage paid. Refunds will be cheerfully made within five (5) days if not completely satisfied.)

0B2	3AL5	5V6GT	6BE6	654	717	12Q7	32L7GT
024	3AU6	5W4GT	6BF5	658GT	718	12SA7	35751
1A5GT	3AV6	5X4G	6RGAG	65A7	767	12SG7	35A5
1A7GT	3BA6	5X8	6BH6	65B7Y	7H7	12SJ7	35B5
1B3GT	3BC5	5Y3GT	6BH8	65C7	7J7	12SK7	35C5
1C5GT	3BE6	5Y4G	6B16	65F5	7K7	12SN7GT	35L6GT
1C6	3BN6	5Z3	6B5	65F765GT	7L7	12SO7	35W4
1C7	3BU8	5Z4	6BK7	65H7	7M7	12S7	35Y4
1H4G	3BY6	6A8	6B17GT	65I7	7O7	12V6GT	35Z4GT
1HS7GT	3BZ6	6AB4	6RN6	65K7	787	12W6GT	35Z5GT
116	3C2	6AC7	6B06GT	65L7GT	757	12X4	3937
11A4	3CB6	6AF4	6B07	65N7GT	7V7	12Z3	3944
11A6	3CF6	6AG5	6BR8	65O7	7W7	14A7	41
11B4	3C56	6AG7	6BS8	65R7	7X6	14AF7	42
11C5	3DT6	6AH6GT	6BS5G	6T4	7X7	14B6	43
11C6	3D4	6AH6	6RZ6	6T8	7Y4	14F7	45
11H4	3Q5GT	6AK5	6RZ7	6UAGT	7Z4	14F8	47
11N5	354	6AK6	6C4	6U5	8AW8	14H7	50A5
1NSGT	3V4	6AL5	6C5	608	12A8	14H7	50B5
1P5GT	4BC8	6A17GT	6CB5	6V3	12AB5	14Q7	50C5
1Q5GT	4B07A	6AM8	6CB6	6VAGT	12A05	14S7	50C6G
1R5	4B58	6AN8	6CD6G	6W4GT	12A16	17AX4GT	50L6GT
1S5	4B18	6AQ5	6CF6	6W6GT	12A17	17D6G	50Y6
1T4	4BZ7	6A06	6CG7	6X4	12AU6	19A04	50Y7
1TS7GT	4C86	6A07GT	6CG8	6XS5GT	12AU7	19B6G	57
1U4	5AM8	6AR5	6CH8	6XB	12AV6	19C8	58
1U5	5AN8	6A55	6C16	6Y6G	12AV7	19J6	58
1V	5A05	6AS8	6CH6	7A4	12AX4GT	19T8	59
1V2	5A58	6AT6	6CM7	7A5	12AX7	19X8	117L7GT
1X2	5A18	6AU4GT	6CN7	7A6	12AZ7	25AC5	117N7GT
2A3	5AV8	6AUSGT	6CU6	7A7	12B4	25AV5GT	117P7GT
2A5	5AW4	6AU6	6DG6	7A8	12BA6	25AX4GT	117Z3
2A7	5AZ4	6AJ8	6DQ6	7B4	12BE6	25BK5	117Z4GT
2AF4A	5BK7	6AV5GT	6D76	7B5	12BF6	25C06	117Z6GT
2B7	5BR3	6AV6	6E5	7B6	12BH7	25CD6G	807
2R4A	5B07	6AW8	6H6	7B7	12BK5	25C06	9002
2D21	5BZ7	6AX4GT	6J4	7B8	12B06	25L6GT	9003
2E5	5CGB	6AX5GT	6J5	7C4	12BR7	25W4GT	9006
2X2A	5J6	6AZ8	6J6	7C5	12CA5	25Z5	
3A2	5T8	6BA6	6K6GT	7C6	12C06	25Z6	
3A3	5U8	6BC5	6K7	7C7	12D06	27	
3A4	5U4G	6BC8	6L6	7E6	12J5	30	
3A5	5V4G	6BD4	6L7	7E7	12L6GT	31	

ALL TUBES GUARANTEED ONE FULL YEAR...

NOTE: When ordering receiving tubes be sure to enclose 48¢ for each tube or \$45.00 per hundred.

Thousands of TRADE-IN TVs

Please Specify Console or Table Model When Ordering
Reconditioned By Factory Trained Technicians Guaranteed
To Be In Working Condition When You Receive Them!

10" -----	\$25.00	19" -----	\$56.00
12" -----	\$30.00	20" -----	\$63.00
14" -----	\$35.00	21" -----	\$70.00
16" -----	\$42.00	24" (when -----)	\$95.00
17" -----	\$49.00	27" (available)	\$129.00

Get yourself a second set or buy some for re-sale!

All TVs sent motor freight or Railway Express F.O.B. our warehouse. Sorry, no A.P.O. shipments.

FREE INDOOR ANTENNA with each TV Purchase

below is our new price schedule of six tubes. These famous make tubes contain all new parts with the exception of the glass bulb which does not wear out.

Any 10" Tube	\$ 9.95	Any 16" Tube	15.95
Any 12" Tube	10.95	Any 17" Tube	18.29
Any 14" Tube	13.95	Any 19" Tube	20.29
		Any 21" Tube	24.29

Prices On Larger Tubes On Request

Remember
Only 48¢ ea.
\$45 Per Hundred
ANY TYPE
ANY QUANTITY

Remember — NO DUD Required.
All tubes guaranteed one year.
Picture Tubes shipped F.O.B. Harrison, N. J.

ALL RECEIVING TUBES SENT POSTAGE PAID.
Please send 25¢ handling for orders under \$5.00. Send 25¢ deposit on C.O.D. orders and please send approximate postage on Canadian and foreign orders.


Above is only a partial list — order any type at the same price or send for free tube list and order blank. We have over 5,000 tube types on hand or at easy access, including special purpose, industrial and transmitting tubes which are slightly higher.

STANDARD LINE

ELECTRIC COMPANY

432 HARRISON AVENUE, HARRISON, N. J. Phone: HUmboldt 4-4997

**SEND
POPULAR
ELECTRONICS
EVERY
MONTH**



name _____

address _____

city _____ zone _____ state _____

Check one: 3 years for \$10
 2 years for \$7
 1 year for \$4

In the U. S., its possessions and Canada.


Foreign rates: Pan American Union countries, add .50 per year; all other foreign countries, add \$1 per year.

Mail to: **POPULAR ELECTRONICS** Dept. E108
 434 South Wabash Ave., Chicago 5, Ill.

TOOLS and GADGETS

SINE-AND-SQUARE WAVE GENERATOR

Both sine and square wave output over the complete range of 5 cycles to 600 kc. at 1% accuracy is possible with the Model E-310 generator. Distortion is less than 1% at 10 volts into 600 ohms. Sine wave output level is 10 volts r.m.s. into 600 ohms, ± 1 db variation band to band. Net price, \$165.00.



(Precision Apparatus Company, Inc., 70-31 84th St., Glendale 27, Long Island, N. Y.)

FOR SAFETY'S SAKE

and better work, too...

x-acto
 surgically-sharp
KNIVES

*Interchangeable blades
 for all cutting,
 slicing, trimming,
 slitting jobs!*

Cutting efficiency and safety with a blade shaped to suit your needs. Try-out order! \$1.00 for knife handle and sample blade assortment.



Handicraft Tools, INC.
 A division of X-acto, Inc.
 48-59 Van Dam Street
 Long Island City 1, N. Y.

Catalog of complete knife and blade line on request.

DE-SOLDERING KIT

Fast, easy and safe removal of printed-circuit components is the aim of the #270 de-soldering kit. Packaged in a metal box, this seven-piece kit contains a variety of different-shaped tips. One tip is slotted so that it simultaneously melts solder and



straightens folded or bent tube tabs. A bar-type tip will de-solder straight-line components such as resistors and capacitors. And specially designed cup-shaped tips will melt solder on all tube tabs and center pin

Always say you saw it in—POPULAR ELECTRONICS

Learn TELEVISION-RADIO

**Servicing or Communications
by Practicing at Home in Spare Time**



NRI gives you kits to build these and other equipment

NRI Has Trained Thousands for Successful Careers in TV-Radio

Electronic Technicians Have High Pay, Prestige Jobs

People look up to and depend on the Technician, more than ever before. His opportunities are great and are increasing. Become a TV-Radio-Electronic Technician. At home, and in your spare time, you can learn to do this interesting, satisfying work—qualify for important pay.

A steady stream of new Electronic products is increasing the job and promotion opportunities for Television-Radio-Electronic Technicians. Right now, a proven field of opportunity for good pay is servicing the millions of Television and Radio sets now in use. The hundreds of TV and Radio stations on the air offer interesting jobs for Operators and Technicians.

**Make Extra Money Soon,
\$10 to \$15 a Week
in Your Spare Time**

NRI students find it easy to start fixing sets for friends a few months after enrolling, pick up \$10, \$15 and more a week extra spending money. Many who start in spare time soon build full time TV-Radio service businesses. NRI has devoted over 40 years to developing simplified, practical training methods. Learn-by-doing. You get many kits to build equipment for actual practice.

**ACT NOW
FIND OUT WHAT
NRI OFFERS YOU**



Studio Engineer KATV
"Now Studio Engineer at KATV. Before enrolling, I was held back by sixth grade education."
BILLY SANCHEZ, Pine Bluff, Arkansas.



All the Work He Can Do
"Since finishing NRI Course 1 I have repaired 2,000 TV and Radio sets a year. NRI proved a good foundation."
H. R. GORDON, Milledgeville, Georgia.



Has Good Part Time Business
"Quite early in my training I started servicing sets. Now have completely equipped shop. All equipment is paid for."
E. A. BREDÁ, Tacoma, Wash.

Cut Out and Mail Postage-Free Card NOW

**Sample Lesson and
Catalog Both FREE**

SEE
OTHER
SIDE

OLDEST & LARGEST HOME STUDY RADIO-TV SCHOOL
National Radio Institute

Dept. 45, Washington 16, D.C.

Please send me sample lesson of your Radio-Television Training and Catalog FREE. (No salesman will call.)

Name..... Age.....

Address.....

City..... Zone..... State.....

ACCREDITED MEMBER NATIONAL HOME STUDY COUNCIL




NRI SUPPLIES LEARN-BY-DOING KITS WITHOUT EXTRA CHARGE

Technical Know-How Pays Off in Interesting, Important Work



YOU BUILD AC-DC Superhet Receiver

NRI Servicing Course includes all needed parts. By introducing defects you get actual servicing experience practicing with this modern receiver. Learn-by-doing.



YOU BUILD Broadcasting Transmitter

As part of NRI Communications Course you build this low power Transmitter, learn commercial broadcasting operators' methods, procedures. Train for your FCC Commercial Operator's License.



YOU BUILD This 17 Inch Television Receiver

As part of your NRI course you can get all components, tubes, including 17" picture tube. Build this latest style Television receiver, get actual practice on TV circuits.

YOU BUILD Vacuum Tube Voltmeter

Use it to earn extra cash fixing neighbors' sets; bring to life theory you learn from NRI's easy-to-understand texts.



For Higher Pay, Better Jobs

Be a TV-Radio-Electronic Technician



Servicing Needs More Trained Men

Portable TV, Hi-Fi, Transistors, Color TV are making new demands for trained Technicians. Good opportunities for spare time earnings or a business of your own. Enjoy prestige.



J. E. Smith, Founder

Train at Home the NRI Way Famous for Over 40 Years

NRI is America's oldest and largest home study Television-Radio school. The more than 40 years' experience training men, the outstanding reputation and record of this school—benefits you many ways. Successful graduates are everywhere, in small towns, big cities. You train in your own home, keep your present job while learning. Let us send you an actual lesson, judge for yourself how easy it is to learn.

Broadcasting Offers Satisfying Careers

4000 TV and Radio stations offer interesting positions. Govt. Radio, Police, Two-Way Communications are growing fields. Trained TV-Radio Operators have a bright future.



No Experience Necessary — NRI Sends Many Kits for Practical Experience

You don't have to know anything about electricity or Radio to understand and succeed with NRI Course. Clearly written, illustrated NRI lessons teach Radio-TV-Electronic principles. You get NRI kits for practical experience. All equipment is yours to keep. Mailing the postage-free card may be one of the most important acts of your life. Do it now. Reasonable tuition, low monthly payments available. National Radio Institute, Wash. 16, D.C.

NRI Graduates Do Important Work



NRI Course Easy to Understand
"Opened my own shop before receiving diploma. I am independent in my own business." D. P. CRESSEY, Stockton, California.



Works on Color TV
"NRI changed my whole life. If I had not taken the course, probably would still be a fireman, struggling along." J. F. MELINE, New York.

FIRST CLASS

Permit No. 20-R
(Sec. 34.9, P. L. & R.)
Washington, D.C.

BUSINESS REPLY CARD

No Postage Stamp Necessary if Mailed in the United States

POSTAGE WILL BE PAID BY

NATIONAL RADIO INSTITUTE

3939 Wisconsin Avenue

Washington 16, D.C.

See Other Side

SAMPLE LESSON
64-page CATALOG
both FREE



BUILD IT YOURSELF! FIX IT YOURSELF!



DURING LEKTRON'S DO-IT-YOURSELF BUCK-A-THON! SAVINGS UP TO \$35 EACH \$1 POLY-PAKS ON LEKTRON'S EXCLUSIVE

- 80 HALF-WATTERS**
Assid. value carbon resistors, incl. 5%. Reg. \$12. **\$1**
- 60 TERMINAL STRIPS**
Solder-lug & binding; to 20 terminals. 2 lbs. **\$1**
- 10 PANEL SWITCHES**
115 VAC; SPST, SPDT, etc. Wt. 1 lb. **\$1**
- SYLVANIA TV MIRROR**
10 x 12" stainless steel. Many uses! 2 lbs. Reg. \$4. **\$1**
- 60 ONE-WATTERS**
Assid. value carbon resistors. 5% too. **\$1**
- 2 MIKE TRANSFORMERS**
Carbon. Imp. 100 to 100K ohms. Leads, encased. 2 lbs. Reg. \$10. **\$1**
- 10,000 OHM SENSITIVE RELAY**
Sigma. 1" sq. SPST. w/ neon bulb, etc. 2 lbs. Reg. \$9. **\$1**

- 4 TRANSISTOR OSC. COILS**
for printed circuit & transistor portable radios. Reg. \$5. **\$1**
- 0000-9999 COUNTER**
Veeder-Root, w/double shafts. Reg. \$5. **\$1**
- 6 FERRI-LOOPSTICK CORES**
to 7". Flat incl. Wt. 2 lbs. **\$1**
- 70 MICA CONDENSERS**
.00025 to .01 to 1200V. Silver. top! 25 values. Reg. \$128. **\$1**
- 10 RADIO-TV ELECTRO-LYTICS**
10-500 mf. to 450 VDC. Wt. 3 lbs. Reg. \$12. **\$1**
- 50 KNOB, RADIO & TV**
Assid. colors, insulation. Some worth \$1 ea. Wt. 2 lbs. **\$1**

- 40 SUB-MINI CONDENSERS**
for transistor, printed circuit work. Wt. 1 lb. Reg. \$7. **\$1**
- 2 "MICRO" VARIABLES**
10 to 365 mf. 1 1/2" sq. w/shaft. Wt. 1 lb. **\$1**
- 100 CERAMIC CONDENSERS**
Hi-Q discs, tubulars; to .01 mf. Wt. 2 lbs. Reg. \$11. **\$1**
- 60-PC. CONDENSER SPECIALI**
Molded, paper, ceramic, oil-mica, discs, variable. Wt. 2 lbs. **\$1**
- 75-PC. RESISTOR SPECIALI**
WV, precision, carbon, variable, mini types. Worth \$15. 3 lbs. **\$1**
- 15-PC. TWIST DRILL KIT**
1/16 thru 1/4" by 64ths, w/calibrated case. Reg. \$3. **\$1**

- 60 HI-Q CARBON RESISTORS**
IRC. Ohmite. 10%; top! 1/2, 2W, 10 ohms to 10 meg. Wt. 2 lbs. Reg. \$13. **\$1**
- 35 PRECISION RESISTORS**
10%; 1/4 & 1 W. Carbyloy & WV. 100 ohms to 1 meg. Reg. \$17. **\$1**
- 15 ROTARY SWITCHES**
Assid. gangs. Wt. 3 lbs. Reg. \$12. **\$1**
- 1500 FT. HOOKUP WIRE**
Tinned, assid. colors, sizes. 2 lbs. Reg. \$3. **\$1**
- 8-PC. PLUSTRIVER KIT**
\$3 value. Plastic handle, 3/16, 7/32, 1/4, 5/16, 11/32, 3/8, 7/16" steel socket wrenches in plastic case. 1 lb. **\$1**
- 70 COILS, CHOKES**
IF, RF, ant. Slug-tuned. top. 3 lbs. Reg. \$15. **\$1**
- 9 GERMANIUM DIODES**
w/long leads. Glass sealed. Reg. \$5. **\$1**
- 15 VOLUME CONTROLS**
incl. duals. To 1 meg; some w/switch. 2 lbs. Reg. \$12. **\$1**
- 2 PNP TRANSISTORS**
Pop. make for hundreds projects. \$5 value **\$1**
- 35 POWER RESISTORS**
WV. 50 to 50W, to 10,000 ohms; incl. vitreous. 3 lbs. Reg. \$15. **\$1**
- 1500 PCS. HARDWARE**
Nuts, screws, washers, etc. 2 lbs. Reg. \$8. **\$1**
- 40 HI-Q CONDENSERS**
Finest porcelain; NPO's too! 1 lb. Reg. \$6. **\$1**
- 35 TUBE SOCKETS**
4 to 9-pin; ceramic, mica; shield-based, too. 2 lbs. Reg. \$9. **\$1**
- 150 CARBON RESISTORS**
1/2 to 2 W, 5 ohms to 1 meg., incl. insulated types. 2 lbs. **\$1**
- 8 TRANSISTOR SOCKETS**
Mica-filled; for sub-mini tubes, too. **\$1**
- 20 PRINTED CIRCUITS**
Built-in R/C circuits, incl. integrals. 1 lb. Reg. \$7. **\$1**
- POSTAGE STAMP MIKE**
Crystal, 100 to 8,000 cps. 1 lb. Reg. \$7. **\$1**
- 30 MOLDED CONDENSERS**
Black beauties, etc. Finest made! Wt. 2 lbs. **\$1**

SPECIAL BUCK-A-THON OFFER!
BUY 8 POLY-PAKS,
PICK 9TH FREE!
Offer Good All Through October

- 3 VARI-LOOPSTICKS**
Adj. 540-1500 kcs. Transistor radios, etc. 1 lb. **\$1**
- 2 115 VAC MOTORS**
1700 rpm. Wt. 4 lbs. Reg. \$8. **\$1**
- 2 TRANSISTOR IF's**
Dbl. tuned. Only 1/2" square. **\$1**
- 20 CAMEL HAIR BRUSHES**
100% pure bristle. Sizes 1-6. Reg. \$2.50. **\$1**
- 3 AC-DC CHOKES**
for power supplies. 50 to 200 ma. Open frame. 3 lbs. Reg. \$9. **\$1**
- TEN 3-SECOND TIMER**
mechanisms. Precision geared. Wt. 2 lbs. Reg. \$30. **\$1**
- 60 PLUGS, RECEPTACLES**
Audio, power, spkr., etc. 2 lbs. **\$1**
- 15 INSTRUMENT KNOBS**
Raytheon, Bakelite, w/brass insert & set-screws. Skirted incl. Wt. 2 lbs. Reg. \$12. **\$1**
- 5 HORSESHOE MAGNETS**
Powerful. Dozens of uses! **\$1**
- 4-IN-1 DRILL BIT**
Copes, saws, reams, drills; all shape holes. **\$1**

- WORLD'S SMALLEST RADIO**
2 x 1 x 1" KIT incl. loopstick, jacks, diode, etc. w/instructions. Reg. \$3. Wt. 1 lb. **\$1**
- 6 SYLVANIA SILICON DIODES**
IN22, IN23. Reg. \$1 \$36. **\$1**
- \$25 SURPRISE PACK!**
Large & varied assid. Radio & TV parts. Wt. 3 lbs. **\$1**
- 0-60 MINUTE TIMER**
W/dial & knob. Sounds clear alarm. Wt. 2 lbs. Reg. \$5. **\$1**
- 40 PRINTED CIRCUIT PARTS**
Diodes, chokes, resistors, cond., boards. Wt. 1 lb. Reg. \$7. **\$1**
- 60 SUB-MINI RESISTORS**
3/4" long. 20 values; 1/5W, to 10 meg. Reg. \$6. **\$1**

- 70 TUBULAR CONDENSERS**
Paper, molded, oil, porc. .0002 to .5mf to 1,000V. Wt. 2 lbs. Reg. \$14. **\$1**
- MINI-METER**
1 3/4" dia. 0-6 Amps. AC. Wt. 1 lb. Reg. \$3. **\$1**
- 4 OUTPUT TRANSFORMERS**
50L6, etc. Wt. 3 lbs. Reg. \$8. **\$1**
- 12 POLY BOXES**
Clear plastic, hinged, w/snap locks. Assid. sizes. Wt. 1 lb. **\$1**
- "SUN" BATTERY**
Similar to famed B2M. 1" long. Reg. \$2.50. **\$1**
- 30 DISC CONDENSERS**
Water-thin. To .01 mf. Reg. \$5. **\$1**

- 1500 PCS. HARDWARE**
Nuts, screws, washers, etc. 2 lbs. Reg. \$8. **\$1**
- 40 HI-Q CONDENSERS**
Finest porcelain; NPO's too! 1 lb. Reg. \$6. **\$1**
- 35 TUBE SOCKETS**
4 to 9-pin; ceramic, mica; shield-based, too. 2 lbs. Reg. \$9. **\$1**
- 150 CARBON RESISTORS**
1/2 to 2 W, 5 ohms to 1 meg., incl. insulated types. 2 lbs. **\$1**
- 8 TRANSISTOR SOCKETS**
Mica-filled; for sub-mini tubes, too. **\$1**
- 20 PRINTED CIRCUITS**
Built-in R/C circuits, incl. integrals. 1 lb. Reg. \$7. **\$1**
- POSTAGE STAMP MIKE**
Crystal, 100 to 8,000 cps. 1 lb. Reg. \$7. **\$1**
- 30 MOLDED CONDENSERS**
Black beauties, etc. Finest made! Wt. 2 lbs. **\$1**

SALES TUBE-ILEE! NAMED BRAND TUBES—70 to 90% OFF! YEAR GUARANTEE!

TYPE	SALE	TYPE	SALE	TYPE	SALE	TYPE	SALE	TYPE	SALE	TYPE	SALE	TYPE	SALE	TYPE	SALE
OZ4	\$.49	304	\$.69	6AG7	\$.89	6AW8	\$.95	6C4	\$.44	6SF5	\$.65	12AX4	\$.69	12X4	\$.44
1B4	.75	324	.85	6AH4	.85	6BX4	.75	6CB6	.59	6SF7	.75	12AX7	.99	19AU4	.99
1L4	.69	3V4	.59	6AM6	.99	6BA6	.57	6CD6	1.42	6SK7	.69	12AY7	.99	19BGG	1.83
1R5	.59	4BQ7	1.14	6AK5	.49	6BA8	1.04	6CE5	.66	6SL	.75	12AZ7	.69	19C8	.75
1S5	.79	4E27	.79	6AL5	.53	6BC5	.54	6DF6	.74	6SN7	.68	12BA6	.69	25A5	1.10
1S5	.59	5AM8	1.15	6AL7	1.65	6BC8	1.13	6CG7	.65	6SQ7	.65	12BA6	.54	25BK5	.92
1T4	.59	5AN8	1.02	6AM8	.83	6BD6	.65	6CL6	.91	6T4	.99	12BD6	.63	25BQ6	1.25
1L4	.59	5AQ5	.59	6AN4	1.20	6BE6	.84	6D6	1.19	6V6	.89	12BE6	.65	25C6	1.64
1L4	.59	5A78	.89	6AN8	.89	6BF5	.75	6C56	.59	6U8	.89	12BF6	.49	25L6	.59
1V2	.57	5AV8	1.11	6AQ5	.59	6BF6	.49	6CS7	.78	6V3	1.21	12BH7	.79	25W4	.78
3A4	.69	5BK7A	.99	6AQ6	.62	6BG6	1.59	6D6	1.14	6X4	.48	12B7	.77	30C8	.85
3A4	.69	5J6	.81	6AQ7	1.15	6BH6	.65	6D85	.69	6Y3	.61	12B06	1.29	35A5	.89
3AL5	.54	5T8	.98	6AS5	.69	6BK5	.81	6DER	.59	6W6	.71	12B7	.79	35B5	.75
3AU6	.75	5U4	.59	6AS6	1.29	6B7A	.84	6D6	1.14	6X4	.48	12B7	.77	35C8	.85
38C5	.71	5U4	.89	6AT6	.49	6BL7	.95	6DT6	.66	6Y3	.61	12D06	1.20	35L6	.61
38E6	.63	5V4	.77	6ATA	.91	6BN6	1.79	6E6	.79	6X8	.79	12L6	.61	35W4	.45
38N6	.86	5XR	.95	6AU4	1.20	6BE6	1.15	6J7	.49	12AT7	.79	12K57	.69	50A5	.79
38Y6	.65	5Y3	.49	6AU5	1.19	6BQ7	.99	6J6	.69	12AU6	.62	12S7	.69	50B5	.69
38Z6	.65	6A8A	.59	6AU6	.57	6BX7	.99	6K6	.64	12AU7	.59	12S7	.67	50C8	.69
3CB6	.59	6AC7	.99	6AU8	.99	6BZ6	.59	6S7	.69	12AV6	.47	12V6	.69	50L6	.61
3C56	.68	6AF4	.49	6AV5	.99	6BZ6	.59	6S7	.69	12AV7	.79				
3DT6	.59	6AG5	.69	6AV6	.45	6BZ7	.99	6SCT	.75						

HOW TO ORDER:

ORDER BY "BLACK TYPE" HEADLINES, I.E.,
150 CARBON RESISTORS, \$1

State price with each item. Send check or M.O. including sufficient postage; excess returned. C.O.D. orders, 25% down; rated, net 30 days. INCLUDE POSTAL ZONE NO. in address. (Canada postage, 28¢ 1st lb.; 28¢ ea. add'l lb.)

LEKTRON 131-133 EVERETT AVE.
CHELSEA 50, MASS.

save on hi-fi, ham radio, other electronics devices by using easy-to-assemble kits!



New ELECTRONICS KITS Guide & Directory

On Sale in October!

There's lots of fun and satisfaction—as well as big savings—in building electronics devices from kits. And now, for the first time, you can get a publication that tells you all you need to know about putting together your own hi-fi set, electronics laboratory, short-wave receiver, electronics accessories for car and boat, photoelectric eyes, pocket radios—dozens of practical, enjoyable electronics devices.

Whether you're an old hand at kit construction or have never used a soldering iron, you'll find this 160-page guide to **ELECTRONICS KITS** a windfall of valuable information. Edited by the Ziff-Davis Electronics Division, this new Annual contains 30 construction articles and 640 illustrations!

KIT BUILDERS GUIDE—Why build kits? What tools you should have. Contents of a typical kit.

FOR YOUR HI-FI—Assembling your kit-built hi-fi. Construction kits for typical hi-fi tuner. Integrated amplifier. Preamplifier. Power amplifier. Speaker enclosure. Turntable and pickup arm.

FOR YOUR SHOP—What type of test instruments should you buy? How to construct a vacuum tube voltmeter. A Multitester. R.F. Generator. Condenser Checker. Audio Generator. TV Sweep Generator. Tube Tester.

KITS FOR THE HAM—How to build an All-Band Receiver. Variable Frequency Oscillator. Grid Dip Meter. CW Transmitter. Marker Generator. Modulator. CW and Phone Transmitter.

KITS FOR THE HOME—How to construct an Intercom System. Portable Radio. Burglar Alarm. Auto Ignition Analyzer. Games for Children.

PLUS: World's only complete directory of electronics kits, including specifications, prices and manufacturer's names.

This big, new builder's guide and directory to **ELECTRONICS KITS** goes on sale in October. Reserve your copy now at your favorite newsstand or radio parts store—only \$1.00.

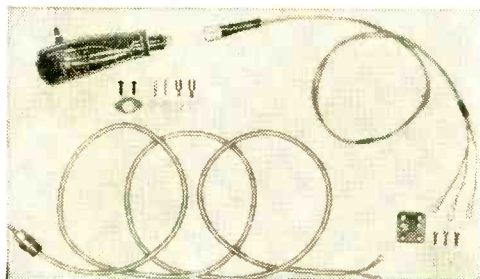


ZIFF-DAVIS PUBLISHING CO.
434 S. Wabash Ave., Chicago 5, Ill.

in one operation. (*Ungar Electric Tools, Inc.*, 4101 Redwood Ave., Los Angeles 66, Calif.)

STEREO CONVERSION KIT


Most Garrard record players can be converted in minutes to stereo wiring with a new stereo conversion kit. It consists of a female connector wired with two leads for the tone arm, a complete audio cable with plug for the second amplifier, a stereo shell in which to mount the cartridge, hardware,



and a step-by-step illustrated instruction sheet. No soldering is necessary—installation is made with a screwdriver. Price \$4.95. (*Garrard Sales Corporation*, Port Washington, N. Y.)

MINIATURIZED METER

Model 173 is a 1½" meter with a 3.4" scale length, comparable to that of 4½" meters of conventional type. Accuracy is held to ± 3% of full-scale deflection. A D'Arsonval movement meter, it is self-contained and individually calibrated for use on magnetic or non-magnetic panels. (*International Instruments Incorporated*, P. O. Box 2954, New Haven 15, Conn.)



"MAKE-THEM-YOURSELF" TOOLS

Special wood-shaping tools can be made in minimum time using scrap wood and Dragon-Skin, an all-steel sandpaper manufactured by Red Devil Tools. The square file shown in the photo consists of a 4" x 5" sheet of Dragon-Skin cut in half with ordinary shears, wrapped around a wood support, and secured with tacks. Dragon-

Always say you saw it in—POPULAR ELECTRONICS

**VIDEO ELECTRIC COMPANY says: DOWN WITH RISING COSTS OF ELECTRON TUBES
OVER ONE MILLION USED TUBES TO SELECT FROM at only**

Each and every tube is tested by our supplier under actual operating conditions in Radio, FM, Hi-Fi, Industrial equipment and Television Chassis or Intricate Testing Equipment for Mutual Conductance and Life Test.

BELOW IS A PARTIAL LIST OF OVER THREE HUNDRED POPULAR TYPES! WRITE FOR FREE COMPLETE LIST AND ORDER BLANK!

- | | | | | | |
|-------|--------|--------|----------|---------|--------|
| 0A2 | 5X8 | 68H6 | 6SF5 | 724 | 198G6G |
| O24 | 5Y3GT | 68J6 | 6SF7 | 12A8 | 19J6 |
| 1A7GT | 5Y4G | 68K5 | 6SK7 | 12AQ5 | 19TB |
| 1B3GT | 6A7 | 68L7GT | 6SK7 | 12AT6 | 24A |
| 1H4G | 6A8 | 68N6 | 65Q7 | 12AU6 | 25AV5 |
| 1H5GT | 6AC7 | 68Q6GT | 65Q7 | 12AV6 | 25BQ6 |
| 1L4 | 6AF4 | 68Q7 | 65S7 | 12AV7 | 25DQ6 |
| 1L6 | 6AG5 | 58Y5G | 6T4 | 12AX4GT | 25L6GT |
| 1NSGT | 6AG7 | 68Z7 | 6T8 | 12AX7 | 25W4GT |
| 1Q3GT | 6AH4GT | 6C4 | 6V6 | 12A7 | 25Z5 |
| 1R5 | 6AH6 | 6C5 | 6W4GT | 12B6 | 25Z6 |
| 1S5 | 6AK5 | 6C6 | 6W6GT | 12B7 | 26 |
| 1T4 | 6AL5 | 6C6B | 6X5 | 12BE6 | 35A5 |
| 1U4 | 6AL7 | 6C6B | 6X8 | 12BF6 | 35B5 |
| 1U5 | 6AM8 | 6C6B | 6Y6G | 12BH7 | 35C5 |
| 1V2 | 6AN8 | 6C6G | 7A4/XXL | 12B87 | 35L6GT |
| 1X2 | 6AO5 | 6C6L | 7A5 | 12B87 | 35W4 |
| 2A3 | 6AO6 | 6C6M | 7A6 | 12BE6 | 35Y4 |
| 2AF4 | 6AQ7GT | 6C6N | 7A7 | 12BF6 | 35Z5GT |
| 3BC5 | 6AR5 | 6C6T | 7A8 | 12BH7 | 37 |
| 3B6 | 6AS5 | 6C6U | 7B5 | 12B87 | 39/44 |
| 3BZ6 | 6AT6 | 6C6E | 7B6 | 12CA5 | 42 |
| 3CF6 | 6AT8 | 6DQ6 | 7B7 | 12K7 | 43 |
| 3C56 | 6AU4GT | 6DQ6 | 7B8 | 12L6 | 50A5 |
| 3LF4 | 6AU5GT | 6F6 | 7C4 | 12Q7 | 50B5 |
| 3Q4 | 6AU6 | 6H6 | 7C5 | 12S7 | 50C5 |
| 3S4 | 6AV5GT | 6J4 | 7C6 | 12S7 | 50L6GT |
| 3V4 | 6AV6 | 6J5 | 7C7 | 12S7 | 50X6 |
| 4BQ7A | 6AW8 | 6J7 | 7E6 | 12S7 | 56 |
| 4BZ7 | 6AW8 | 6K6GT | 7E7 | 12S7 | 57 |
| 5A58 | 6AX4GT | 6K7 | 7F7 | 12S7 | 58 |
| 5AT8 | 6AX5GT | 6K8 | 7F8 | 12S7 | 71A |
| 5AV8 | 6B8 | 6L7 | 7H7 | 12S7 | 76 |
| 5AW4 | 6BA6 | 6N7 | 7N7 | 12S7 | 77 |
| 5BK7 | 6BC5 | 6Q7 | 7Q7 | 12S7 | 78 |
| 5J6 | 6BC8 | 6S4 | 7X7/XXFM | 12S7 | 80 |
| 5T8 | 6BD6 | 658GT | 7Y4 | 12S7 | 84/624 |
| 5U4G | 6BE6 | 65A7 | | 12S7 | 117Z3 |
| 5U8 | 6BF5 | 65C7 | | 12S7 | 117Z6 |
| 5V4G | 6BF6 | | | 12S7 | |
| 5V6GT | 6BG6G | | | 12S7 | |



GUARANTEE: WE GUARANTEE TO REPLACE TO REPLACE FREE FOR ONE (1) YEAR ANY TUBE PURCHASED FROM US WHICH FAILS TO FUNCTION EFFICIENTLY UNDER ACTUAL OPERATING CONDITIONS. REFUNDS WILL BE MADE PROMPTLY FOR ANY DEFECTIVE MERCHANDISE. THE TUBES ADVERTISED HEREIN ARE NOT NECESSARILY NEW TUBES BUT MAY BE ELECTRICALLY PERFECT FACTORY SECONDS OR USED TUBES AND ARE SO MARKED.

WE HAVE OVER 1000 USED TV SETS

At All Times In Our Hugo Warehouse. Buy one or more of these WORKING TV's to sell or use as your own second set! All sets in GOOD WORKING condition! Your Choice—Console or Table Model.

10" ...	\$23.00	19" ...	\$58.00
12" ...	\$28.00	20" ...	\$64.00
14" ...	\$33.00	21" ...	\$72.00
16" ...	\$40.00	24" ...	\$99.00
17" ...	\$46.00		

When ordering TV's, state whether table model or console is desired. Also, preference on make of set. All TV's sent rail-way express F.O.B. Newark. On any quantity, WIRE or CALL today!

FREE
RCA "Cheater"
Cord Given with
Any Tube Order of
\$7.00 or More!!

FREE
Bonus Antenna
Given with Any
TV Set Order!!

SEND for our **FREE** complete **TUBE & PARTS LIST** and order blank.

VIDEO

FREE POSTAGE

in U.S.A. and Territories on orders over \$5.00. 25¢ handling charge on orders under \$5.00. 25% deposit required on C.O.D.'s. Please send approximate postage or freight on Canadian and foreign orders. Subject to prior sale.

Phone
Humboldt 4-9848

ELECTRIC COMPANY

9-15 6TH ST., HARRISON, N. J.

FREE

GIANT NEW 1959 B-A CATALOG

A COMPLETE BUYING GUIDE FOR EVERYTHING IN

RADIO TV ELECTRONICS

BA 1959

ANNUAL CATALOG 591

SINCE 1927

BURSTEIN-APPLEBEE CO.

Dept. PE, 1012 McGee St., Kansas City 6, Mo.

Send Free 1959 B-A Catalog No. 591.

Name.....

Address.....

City..... State.....

SEND FOR IT TODAY


180
KING-SIZED
PAGES

EVERYTHING
IN RADIO
TV AND
ELECTRONICS

100'S OF
NEW ITEMS
LISTED HERE
FOR 1ST TIME

21 PAGES
OF BARGAINS
NOT IN ANY
OTHER CATALOG


Skin can also be used on plastic, plaster and many softer metals such as aluminum. It is available either in single sheets or



mounted on a convenient sandpaper holder. (Red Devil Tools, Union, N. J.)

POCKET DISC CALCULATOR

More compact than the conventional slide rule, the "Multor" is accurate into the thousandths. It consists of two metal discs and a transparent plastic sliding arm



which multiply, subtract, hold numbers, figure, add and subtract percentages, and perform many other calculations instantly. It can be used easily and unobtrusively. Retail price, \$5.95. (R/B Crafters, 1642 Fairmont Ave., Philadelphia 30, Pa.)

AMATEUR 90-WATT TRANSMITTER

Model 720 is a 90-watt c.w. bandswitching transmitter covering 80 through 10 meters. Its features include: one-knob bandswitching; oscillator keying for break-in operation; bypassing and choking of all input and output leads for effective TVL suppression; and a "Novice limit" calibration (75 watts) on the meter. A variable-pitch pi-network is provided for matching

(Continued on page 131)

SENSATIONAL NEW PATENTED SPEAKER SYSTEM

TeleMatic Minstrel



ONLY
29.95

The amazing new "ACOUSTICAL TRANSFORMER" principle achieves responses never before equalled in an enclosure of this size or price!

- ◆ Directional sound makes "MINSTREL" perfect for stereo or second speaker set-up!
- ◆ Undistorted sound from 50 to 15,000 cycles in an extremely efficient system!
- ◆ Versatile compact enclosure only 9" x 9" x 16" with big cabinet response.
- ◆ All hardwood cabinets in beautiful mahogany, walnut, blonde or ebony finishes.

Insist upon a demonstration at your local dealer or write

TELEMATIC INDUSTRIES, INC.
251 LEE AVENUE, BROOKLYN 6, NEW YORK

Turn It—for Better Pictures

(Continued from page 61)

in the two windings will be out-of-phase, a rotational force will be applied to the armature of the motor, and it will turn in one direction.

If the capacitor is inserted in series with the other winding only, then the motor will turn in the other direction. (See Fig. 2.) This leads to a simple control system that is used in almost all modern antenna rotator systems—the directional switch.

Directional Switch. This switch applies voltage to one of the motor windings; the phase-shifting capacitor is then in series with the other winding, and the motor turns in one direction. If the switch is thrown to the other side, the voltage is applied directly to the other winding, the capacitor is in series with the first winding, and the motor turns in the opposite direction. (See Fig. 3.)

The phase-shifting capacitor is important in many ways. It must be suitable for a.c. operation and have the proper capacitance for the particular motor it is used with. If it changes value, the phasing and cur-

rent will be wrong, and the motor will not have enough power to turn the antenna. This capacitor is located in the control box along with the directional switch.

To reduce the number of operating controls to a minimum, the main power switch in the control box is usually a part of the directional switch. Thus, when the directional switch is operated in either direction, line voltage is applied to the power transformer. The motor armature turns at approximately 1800 rpm so that a train of gears, worm or planetary, is necessary to reduce the speed of antenna rotation to about one rpm.

If a resistor of a few ohms resistance is inserted in series with the common lead to the motor, and this resistor has a sliding contact of special construction so arranged that the arm is mechanically moved by the same shaft that turns the antenna, then an a.c. voltage is available that is proportional to antenna direction. This voltage can be read on an a.c. meter with special calibration. (See Fig. 3.)

Some means, either mechanical or electrical, is provided to bring the direction indicated on the meter into agreement with

Get This Valuable Book

FREE



Yes, you get our big Diagrams book. FREE! It's like a road-map that shows you the way to easier Radio-TV repair. Needed by every serviceman. Complete 11x22" Schematic Diagrams on many radio and TV sets help cut servicing time. Includes simple instructions on how to use diagrams and picture patterns. This book is yours FREE for asking to see Coyne's great new 7-book set, "Applied Practical Radio-Television!"

AT LAST! MONEY-MAKING "KNOW-HOW" ON TRANSISTORS, COLOR TV AND SERVICING

Coyne's great 7-volume set gives you all the answers to servicing problems—quickly! For basic "know-how" that's easy to understand you'll find everything you want in Volumes 1 to 5 on over 5000 practical facts and data. Every step from fundamentals to installing, servicing and trouble-shooting all types of radio and TV sets. So up-to-date it includes the latest on COLOR TV and UHF. All this plus Volume 7—**TRANSISTOR CIRCUITS**—the most complete book ever published on the applications of transistors in electronics. New! Set has colorful design, washable covers.

EXTRA! 868 Page TV Encyclopedia Included! For speedy, on-the-job use, you also get Volume 6—famous Coyne CYCLOPEDIA. Answers problems on servicing, alignment, installation, etc. In easy ABC order. Use this 7-volume TV-RADIO LIBRARY FREE for 7 days; get the Servicing Book FREE!

FREE!
5 YEARS
OF VALUABLE
SUPPLEMENTS



With your set you also get Coyne's annual Supplement Service FREE for 5 years. Keeps your set up-to-date on everything that will be new in radio, television, electronics and electricity.

Just For Examining COYNE'S New Set

"Applied Practical Radio-Television"

on 7 DAY FREE TRIAL!

NOW!
7 BIG BOOKS
IN ONE GREAT SET!



SEND NO MONEY!

Just mail coupon for 7-volume set on 7 days free trial. We'll include book of 150 TV-Radio Patterns & Diagrams. If you keep the set, pay \$3 in 7 days and \$3 per month until \$26.50 plus postage is paid. (Cash price, only \$24.95). Or you can return the library at our expense in 7 days and owe nothing. YOU BE THE JUDGE. Either way, the book of TV-Radio Patterns is yours FREE to keep! Offer is limited. Act NOW!

FREE BOOK—FREE TRIAL COUPON!

Educational Book Publishing Division
COYNE ELECTRICAL SCHOOL, Dept. AB-PE
500 S. Paulina St., Chicago 12, Ill.

YES! Send 7-Volume "Applied Practical Radio-Television" for 7 days FREE TRIAL per your offer. Include TV-Radio Patterns & Diagram Book FREE.

Name Age

Address

City Zone State

Where Employed:

Check here if you want library sent C.O.D. You pay postman \$24.95 plus C.O.D. postage on delivery. 7-day money-back guarantee.

Educational Book Publishing Division
COYNE ELECTRICAL SCHOOL
500 S. Paulina St., Dept. AB-PE Chicago 12, Ill.

NEW!



**For the
One Man in Nine
who really
understands hi-fi!**



If you're a notch above the average hi-fi fan, understand electronic theory, can read a schematic and handle a soldering iron, here's an inexpensive book that will add countless hours to your high fidelity pleasure!

The 1959 Edition of the HI-FI ANNUAL & AUDIO HANDBOOK features 43 big articles and 325 illustrations—covers every phase of hi-fi enjoyment. The cost? Only \$1.00—at your favorite newsstand or radio parts store.

Prepared by the editors of RADIO & TV NEWS, the world's largest selling technical electronics magazine, this year's HI-FI ANNUAL & AUDIO HANDBOOK contains:

STEREO AND FM—A big, definitive section on how to convert or get started in stereo and FM: Stereo control center. Stereo balance and gain control. Speakers for stereo. Testing FM tuners. Adding a tuning indicator.

AMPLIFIERS AND PREAMPLIFIERS—High power vs low power. Why do amplifiers sound different? Complete plans for 6, 10 and 15 watt amplifiers. RC filter tone controls. RIAA equalization for early preamps. Audio operated switch. Reducing hum and noise in preamplifiers. Defense of the split-load phase inverter. New look at positive current feed-back.

TAPE RECORDERS AND MICROPHONES—Measuring wow and flutter. Bias-erase oscillators. Playback standardization. Portable tape recorder amplifier. What do you know about recording tape? Microphones? "Out-board" equalizer-bias amplifier for tape recording.

LOUD-SPEAKERS AND ENCLOSURES—Why low-efficiency speaker systems? "Ultraflex" speaker enclosure. Choosing your crossovers. The "Tiny Mite" loud-speaker enclosure. Speaker damping with series resistor. Electrostatic speakers.

PLUS: A 20-page section—"All About Audio and Hi-Fi"—by G. A. Briggs of Wharfedale with helpful features on room effects, room resonance and stereo, testing loud-speakers, checking speaker performance, electrostatic speakers and transient response, transients and directional effects, speaker power and efficiency, speaker mounting, and much, much more!

All the skill and know-how of the nation's top hi-fi authorities are yours for only \$1.00 in the 1959 HI-FI ANNUAL & AUDIO HANDBOOK. This unique volume is now on sale everywhere. Pick up your copy today!



ZIFF-DAVIS PUBLISHING COMPANY
434 South Wabash Avenue • Chicago 5, Illinois

Amateuradio Convention

The Cleveland Amateuradio Convention will be held on Saturday, October 18, from 0800 to 2400 at the Masonic Auditorium at 36th and Euclid. Products of leading manufacturers and distributors of amateur radio equipment will be displayed. Pre-registration is \$2.00 per person, \$3.50 per couple, by October 15. For more information, write Cleveland Amateuradio Convention, P. O. Box 5167, Cleveland 1, Ohio.

the direction of the antenna. The manufacturer's instruction sheet or service bulletin has specific alignment information.

Rotator types with a full 360° compass-type indicator usually have a set of contacts in the mechanical unit that open and close in synchronism with rotation. These contacts actuate a solenoid in the control box that turns the direction indicator.

A Good Investment. When contemplating the purchase of a rotator, inquire as to the availability of instruction and service bulletins, parts, and factory repair service. The rotator is a good investment, not only in dollars, but in years of enjoyment of the finest picture quality available on each channel in your area.

Leading manufacturers of antenna rotators include: Alliance Manufacturing Co., Inc., Alliance, Ohio; Cornell-Dubilier Electric Corp., S. Plainfield, N. J.; Crown Controls Co., Inc., New Bremen, Ohio; and Radiart Corp., Indianapolis, Ind. -30-



Instrumenting a Satellite

(Continued from page 44)

corded. The number of beeps per time unit is then plotted against a prepared graph.

The satellite's power supply consists of an NT6 (Willard) 6-volt storage cell for the Brain, and eight 15-volt hearing aid batteries in addition to the 22.5-volt battery and two 1.5-volt penlight cells.

There is provision in the Brain for the use of cosmic ray detectors, and the versatility of the satellite is further enhanced by universal connections which allow change of instrumentation simply by changing sensors.

If "Argus I" were to be set in orbit, a vertical axis spin would be imparted by the last stage of the rocket. Chances are it will never see the undiluted light of space. However, in its earth trials, the satellite

SUPERB FOR STEREO



... and better than ever for monaural records ...

GLASER-STEERS GS-77 *the modern record changer*

When it comes to the selection of a record changer to meet the exacting requirements of both modern stereo and modern high fidelity monaural records — there is only one choice, the GS-77.

From the day this modern record changer was born, strict adherence to rigid precision standards and advanced engineering made it the ideal high fidelity record changer. Now, new features have been added to make it the ideal stereo changer. An easily accessible stereo-monaaural switch directs the stereo signal to the proper speaker. On monaural records, it provides a signal to both speakers adding extra depth. A double channel muting switch assures complete silence at all times except when the stereo record is being played. New GS-77 quick-change cartridge holder makes it easy to change from stereo to monaural cartridge with the turn of a knob.

Other GS-77 features assure the finest reproduction, stereo or monaural. The tone arm exhibits no resonance in the audible spectrum, and virtually eliminates tracking error. The arm counterbalance is so designed that stylus pressure between the first and tenth record in the stack does not vary beyond 0.9 gram. These characteristics virtually eliminate vertical rumble — to which stereo is sensitive. Turntable pause eliminates the grinding action which takes place where records are dropped on a moving turntable or disc — protecting the delicate stereo record grooves.

The GS-77 is the perfect record changer for stereo as it is for monaural high fidelity. \$59.50 less cartridge and base. At hi-fi dealers, or write:

Glaser-Steers Corp., 20 Main St., Belleville 9, N. J.
 Please send me complete information on the GS-77

NAME

ADDRESS

CITY ZONE STATE



AIRLINES NEED YOUNG MEN!

STATION AGENTS, PASSENGER SERVICE, FLIGHT RESERVATIONS, ELECTRONICS, COMMUNICATIONS, TICKETING, ETC.

Travel — Good Pay — Security — Advancement

FREE BOOK tells history, future of Airlines; filled with actual Airline photos; shows young men on-the-job; lists typical positions; explains how you can prepare at home in spare time—or short resident instruction in **HOLLYWOOD, KANSAS CITY, or HARTFORD.** Training formulated under guidance of **Airline Advisory Board** with representatives from 25 major Airlines. Veteran-approved courses. Over 14,000 grads placed with Airlines since 1936—thousands more will be needed. If you are H. S. grad, 17 to 39, fill out and mail coupon **TODAY** for full information. No obligation.



AIRLINE TRAINING DIVISION — Central Tech. Inst.
Dept. A-108 1644 Wyandotte, Kansas City 8, Mo.

Name (Print) _____
Address _____
City _____ State _____
Phone _____ Age _____ County _____



PELLET FIRING "45" CALIBRE AUTOMATIC

- MAGAZINE LOADING CLIP
- 15 MOVING PARTS • FIRES 8 ROUNDS
- FULLY AUTOMATIC

Automatic Full Size model of high powered "45" calibre, contains over 15 moving parts. Loads 8 complete rounds in magazine clip which snaps into hard butt like Army "45". Fires 8 bullet-like pellets. Automatic slide action. **TRY THE WORKING MECHANISM OF A "45"** Comes to you disassembled with all the working parts of a "45". Assemble in a jiffy and full instructions are included plus full supply of pellets and magazine silhouette target. Money back guarantee. Send \$1.98 plus 25c shipping charge. (Add \$1.50 for leather hip holster, optional). Cash, check or money order.

BARGAIN (GUN) COMPANY, Dept. PE-10
ONE PARK AVENUE NEW YORK CITY

\$ 1 98

ELECTRIC WELD BRAZE & CUT

REPAIR MOST EVERYTHING MADE OF METAL



Home Appliances, Auto parts, Farm-garden equipment, toys. Make and repair playground equipment, lawn chairs, tables, ornamental iron work gates, wagons, etc. Solder, heat, bend, and straighten, with terrific heat from arc torch. Cut and weld up to 1/2" steel plate. A million uses for home, auto, farm, inventors, factories, etc. Works from any home 110 volt plug-in. Complete Solder, flux, and complete Welding Instruction Book. Attractive—portable—efficient durable—1 year guarantee. (Wt. only 8 lbs.)
SEND ONLY \$3.00 (cash, ck. mo.) and pay postman \$9.95 plus COD postage on arrival or send \$12.95 and we will send Order now for early delivery. Available only from:
MIDWAY WELDER Dept. DPL-10 Kearney, Nebraska

EASY TO LEARN CODE

Learn or increase speed with an Instructograph—the Radio-Teletype Code Teaches that takes the place of an operator-instructor and enables anyone to master code without further assistance. Available tapes from beginners alphabet to typical messages on all subjects. Speed range 5 to 40 WPM. Always ready—no QRM. Thousands have "acquired the code" with the Instructograph System. Write today for convenient rental and purchase plans.

INSTRUCTOGRAPH COMPANY
4713-F Sheridan Road Chicago 40, Illinois



performs its mission perfectly. Perhaps it will serve as a prototype of things to come.

The satellite's designer lives in the Bronx, New York, and has just entered Massachusetts Institute of Technology. Ronald plans to major in physics and expects to go on and make his career in the field of electronics.

—30—

"Warmth Meter"

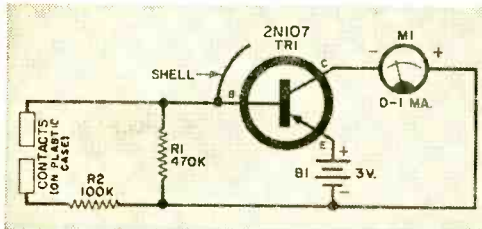
(Continued from page 51)

creased considerably over that otherwise obtained. The shunt may be the fingers (which would be kept secret from the uninitiated, of course). Slyly moistening the fingers can make the meter needle practically jump off scale. Thus, someone in the know can prove visibly that he is a very "hot" individual.

Possible overload damage to transistor, meter, or both, is prevented by series resistor R2. Maximum current through the meter will be less than 3 ma., which will not damage it unless unduly prolonged. For positive protection of the meter, you can put about 1500 ohms in series with it, although this has not been found necessary.

If you wish, the two shunting contacts on the plastic case may be made far less conspicuous, or less easily touched. One might be at the wire entrance hole, for example. The other contact going to the base of the transistor can be omitted. You can simply scrape a little paint off the shell of the transistor since its shell is internally grounded to the base. Touching the contact connected to minus (through the resistor) and the bare spot on the transistor shell will have the same effect as shunting the two contacts.

—30—



PARTS LIST


- B1—2 penlight cells
- R1—470,000-ohm resistor
- R2—100,000-ohm resistor
- TRI—Transistor (G.E. 2N107 or equivalent)
- I—Transistor socket
- 1—Plastic transistor case (or equivalent pill holder)

Hi-Fi Highlights
(Continued from page 75)



46 Console and portable stereo system features four-speed changer, dual amplifiers, jacks for extension speakers, balance and tone controls. Available in seven models. Sonic Industries.

47 Bass reflex speaker system for monophonic or stereo incorporates an "acoustic filter," designed for smooth bass response. Two models offered, one with 12" speaker and tweeter, the other with 10" speaker and tweeter. Enclosures available separately. Wharfedale W/AF/1 and W/AF/2.



POPULAR ELECTRONICS

P. O. Box 1873
CHURCH STREET STATION
New York 8, N. Y.

Please send me additional information concerning the products whose code numbers I have circled.


39 40 41 42 43
44 45 46 47

TOTAL NUMBER OF REQUESTS

NAME

ADDRESS

CITY..... ZONE..... STATE.....



Brand New!

No matter what kind of radio, electronic, communications or electrical work you plan to do, this is the most important training of all!

BASIC ELECTRICITY

Your key to Success in Radio-Electronics

Trying to learn radio-electronics without first studying Basic Electricity is like trying to row a boat without oars! Actually, a radio-electronic system uses almost every form of electric current and electromagnetic reaction known. That's why the training supplied by this big new BASIC ELECTRICITY home training manual is so vitally important to beginners and "old timers" alike.

TOPS FOR BEGINNERS . . .
The ideal "refresher" course for experienced servicemen!

Think how often you've been "stumped" by a technical talk, text book or by some complicated equipment . . . simply because you're not too clear about the principles involved. Think of the troubles you may have had with basic electrical factors such as reactance, phase relations, impedance, etc. for the same reason.

And think of the future too! BASIC ELECTRICITY by Rufus Turner brings you truly top notch training for profitable industrial work where it's impossible to say just where electricity ends and electronics begins.

Starting with a clear explanation of fundamentals, the book progresses to every phase of electrical and electromagnetic theory and operation. Included are dozens of typical electrical problems and their solutions. Each chapter ends with a Self-Test review of all the main points. Essential elements such as motors, generators, batteries, polyphase, etc., often neglected by ordinary electronic books, are fully covered. Everything is explained clearly as A-B-C by text and over 300 clear illustrations.

BRINGS YOU THE COMPLETE "KNOW HOW" OF:
Basis Circuits and Direct Currents; Switches and Controls; Current Flow in Liquids and Gases; Magnetism and Electromagnetism; A.C.; Capacitors and Capacitance; Inductors and Inductance; Phase Relations and Impedance; Transformers; Generators and Motors; Polyphase Systems; Rectifiers; Wiring; Illumination; Telegraph and Telephone Fundamentals; Instruments.
PLUS a profusely illustrated 61-page

INTRODUCTION TO ELECTRONICS

10 DAY FREE EXAMINATION!

Dept. PE-108, RINEHART & CO., INC.
232 Madison Ave., New York 36, N. Y.

Send Turner's 396-page BASIC ELECTRICITY manual for 10-day FREE EXAMINATION. If book is satisfactory, I will then send you \$6.50 (plus postage) promptly in full payment. If not, I will return book within 10 days and owe nothing. (SAVE! Send \$6.50 with order and we pay postage. Same return privilege with money refunded.)

Name

Address

City, Zone, State

OUTSIDE U.S.A.—Price \$7.00 cash with order. Money back if you return book within 10 days.

PURCHASING A HI-FI SYSTEM?

Send Us
Your List Of
Components
For A
Package
Quotation

**WE WON'T BE
UNDERSOLD!**

All merchandise
is brand new,
factory fresh and
guaranteed.

AIREX RADIO

CORPORATION

64-P Cortlandt St., N. Y. 7 CO 7-2137

PARTIAL LIST OF BRANDS

Altec Lansing
Electrovoice
Jensen • Hartley
University
Acoustic Research
Janszen
Wharfedale
Karlson
Viking
Concertone
Bell • G.E.
Weathers
Harman—Kardon
Eico • Pilot
Sherwood
Acrosound
Fisher
Bogen • Leak
Dynakit
H. H. Scott
Pentron
Ampro • VM
Revere • Challenger
Wollensack
Garrard
Miracord
Glaser-Steers
Components
Rek-O-Kut
Norelco
Fairchild
Pickering • Gray
Audio Tape
Full Line Cabinets

From Pages to Projects

(Continued from page 87)

"Baffle" on principles advanced by H. A. Hartley in a series of articles in *RADIO & TV NEWS*. The enclosure has a volume of approximately 10,800 cubic inches. The upper end of the low frequencies, above 160 cycles, is handled by a 12" speaker installed in a smaller "Baffle."

The high-frequency channel crosses over at 5000 cycles. The lower end is handled by an 8" speaker and the higher frequencies are carried by a bank of four small cone-type tweeters designed to handle frequencies up through 17,000 cycles. These five speakers are installed in an enclosure which matches that used for the 12" speaker but without the acoustical damping of the "Baffle" design.

The lower channels are fed by a 20-watt basic Williamson amplifier and the upper frequencies are supplied by our original 7-watt job.

Special Features. Level controls and phasing switches are essential to good operation of this system. The level of the two main branches is controlled at the electronic crossover and a further balance of sound between the speakers in both the high and low frequencies is obtained by using T-pads on the output sides of the LC crossovers. Proper phasing of the speakers is secured by installing d.p.d.t. switches in the speaker leads, as shown in the schematic diagram.

This system provides a broad selection of program material sources. We are using a viscous damped tone arm and a manual turntable for our better records. For the older 78's we switch to another manual player which is fed into a preamp with record equalization.

An important feature of the system is the provision for recording. Two microphones on booms and a smaller microphone located in the control room feed a transistorized mixer and a tape recorder and/or disc cutter. The disc cutter is driven by a 20-watt amplifier which also powers an 8" monitoring speaker in the control room.

The speaker system is installed in a studio room having a floor area of approximately 600 square feet with a nine-foot ceiling. One end wall behind two large grand pianos has been acoustically treated. We try varying the locations of the speakers from time to time but the pre-

1 INCH MINIATURE PANEL METERS



- Latest Shielded Moving Coil
- Typically priced at \$4.95

Featuring the smallest self shielded moving coil meter commercially available; no calibration necessary. For steel or aluminum panels. Designed to save space in compact equipment. Alco 1-inch meters are available in 18 popular ranges: include D.C. Microammeters; D.C. Milliammeters; D.C. Voltmeters; A.C. Voltmeters (Rectifier Type). Unique case design allows mounting either as a round or rectangular meter. Only a 1-inch hole for mounting. Minimum scale arc of 90° permits accurate readings. Accuracy within 3% of full scale. Immediate delivery.

Write for folder on ranges and prices.

**ALCO ELECTRONICS MFG. LAWRENCE
CO. MASS.**

"BUCK STRETCHER"

HI-FI VALUES!



Expand the buying power of your Hi-Fi dollar at Sun Radio with substantial savings on new and fully guaranteed name brand Hi-Fi components!

Send for our special price quotations and our Hi-Fi package specials!

Dept. P8

SUN Radio & Electronics Co., Inc.

650 6th Ave., New York 11, N. Y.

Phone: ORegon 5-8600

ferred spot is still at the end opposite the acoustic wall. A small control room adjoining the main studio houses the electronic equipment.

Other Projects. Our interest in electronics and our continued reading of POPULAR ELECTRONICS has led us off the high-fidelity path a few times. For a science project, my son built both a transmitter and receiver for talking over light beams (June and July 1955 POP'tronics), and for this he received an excellent rating at a science show.

This year my son qualified for Novice license KN810Y. He is planning to get on the two-meter phone band.

Also, I have used information from your magazine to help check on weather conditions in relation to my business. This has included a weather vane device using selsyn motors, an electronic wind speed indicator, and a relative-humidity measuring device.

We are beginning to feel like authorities but "We Know Only What We Read" in POPULAR ELECTRONICS.

-30-

Transistor Topics


(Continued from page 84)

A typical Zener diode voltage regulator circuit is given in Fig. 2. Input power is supplied by an unregulated d.c. power supply. Series resistor $R1$ is chosen on the basis of the individual diode's characteristics and on the value of supply voltage. In operation, the current through the diode varies up and down, changing the d.c. drop across $R1$ to maintain a constant output voltage with variations in load current or original supply voltage.

The International Rectifier Corporation (El Segundo, Calif.) has recently introduced a Zener diode substitution box which offers a selection of 11 basic one-watt silicon Zener diodes covering the range from 3.6 to 30 volts. Called the *Zeniack*, this instrument should be of value to experimenters, technicians, and design engineers.

Transistor Power Supplies. Although most transistorized devices are powered by dry cells or storage batteries, line-operated power supplies are useful for bench tests of equipment and for checking out experimental circuits. This month we can report on two new power supplies which should be of interest.

Electro Products Laboratories, Inc. (4500



PREPARE NOW
for a future in

ELECTRONICS

**No previous technical experience
or advanced education needed!**

Whatever your work is at the present time, you can take advantage of our new ELECTRONICS TRAINING PROGRAM. If you are 17 to 55, see how you can become an ELECTRONICS TECHNICIAN. You may prepare at home in your spare time.

GRADUATE PLACEMENT SERVICE. Our nation-wide placement service keep us in touch with the needs of hundreds of firms. We help place you in the area and job you prefer.

HELP GIVEN IN FINANCING TRAINING. We arrange easy terms—so don't let lack of money hold you back! We have helped thousands of others. Let us help you!

**OPPORTUNITIES ARE GREAT IN
MANY DIFFERENT FIELDS...**

**ELECTRONICS • RADAR • MANUFACTURING
INDUSTRIAL ELECTRONICS • TELEVISION
AERONAUTICAL • COMPUTERS • SERVICING
BROADCASTING... and hundreds of others**

Send today for full information

ELECTRONICS DIVISION—Northwest Schools
Portland • Chicago • Hollywood (Dept. E-1)
Home office: 1221 N. W. 21st Avenue, Portland, Oregon

Name _____

Address _____

City _____

Phone _____ Age _____

GREAT!




Photo by Hy Peskin, courtesy Sports Illustrated, © Time, Inc.


Summed up in this one picture is the dogged courage of a man grimly striving to hold his crown...the determination of an exhausted ex-champion...the brutality of a big-money fight.

It's a great picture—one of more than 300 selected by the Editors of Popular Photography for publication in the 1959 Edition of the PHOTOGRAPHY ANNUAL.

Sports, glamour, action, portraits, landscapes, children—in color or black-and-white—whatever your preference in pictures, you'll want to own a copy of the 1959 PHOTOGRAPHY ANNUAL.

**On sale now—
look for it
at your favorite
newsstand
or camera store!**

**Only \$1.25
everywhere**



N. Ravenswood Ave., Chicago 40, Ill.) has introduced a dual-purpose d.c. power supply in kit form, Model KPS-2. Designed to supply operating power to transistor receivers as well as "hybrid" auto sets, this unit has two output ranges. Each range is equipped with its own output current meter and output terminals for maximum flexibility in application.


One output range supplies from 0 to 20 volts at a rating of 75 ma. Ripple is only 3 mv. (0.15%) at full output. An exposed, panel-mounted fuse is provided to protect transistors in the equipment or circuits being tested.

The auto radio output range is 0 to 16 volts, with a rating of 5 amperes. Meter range is from 0 to 10 amperes. Ripple is only 60 mv. (0.5%) at full output.

Lafayette Radio (165-08 Liberty Ave., Jamaica 33, N. Y.) has introduced a factory-built d.c. power supply delivering from 0 to 26 volts at a rating of 100 ma. This is a low-cost unit which is intended for the experimenter, technician, and serviceman. Hum ripple is quite low.

Product News. General Electric's Semiconductor Products Division (Syracuse, N. Y.) has announced price reductions of up to 50% on its controlled rectifiers (see September *Transistor Topics*). Also from G.E. comes news that its transistors are used exclusively in electronic organs produced by the Gulbransen Company, manufacturers of a fully transistorized electronic organ.

Lafayette Radio has introduced a series of miniature audio transformers measuring only one-half inch on a side. These units are available in three basic types: the TR97, an *input* transformer with input and



Model KPS-2 general-purpose transistorized power supply available as kit from Electro Products Labs.

Always say you saw it in—POPULAR ELECTRONICS

output impedances of 100,000 and 1000 ohms, respectively; the TR98, a *driver* transformer with center-tapped primary and secondary windings having impedances of 10,000 and 2000 ohms, respectively; and the TR99, an *output* transformer with a center-tapped 500-ohm primary and a 3.2-ohm secondary winding. They cost 97 cents each, plus postage.

Lafayette has also announced a power transformer for a low-voltage d.c. power supply. It has a 115-volt primary and a tapped secondary delivering 6, 9 or 15 volts at a maximum current of 100 ma.

Delco Radio (Kokomo, Ind.) has introduced a high-frequency power transistor, the 2N553. This unit has a collector cutoff frequency of 25 kc., and maximum collector current and voltage ratings of 4 amperes and 80 volts, respectively.

That's all for now, fellows. See you next month. . . .

Lou



Misfortune Teller

(Continued from page 63)

travel? Inserting it, I waited for the sounds to define the electronic processes. A moment later, the cycle was completed and a card fluttered from the Electronic Counselor.

Eagerly, I snatched it and read: *You will take a long trip soon.*

"Hurrah!" I yelled joyously, tossing the card to my wife. "We're in! We're made! The Counselor works like a charm!" Overcome, momentarily, by an exhilarating sense of relief, I danced around the machine—planting fond kisses of merriment upon its rotund exterior.

"Wait a minute!"

"Eh?" I stopped my triumphant exhibition.

"For my money, this gismo is handing out answers you can get in any fortune teller's tent."

I stared at her, confused.

"How so?" I asked.

"Well, just look at these replies!" She held up the two cards. "You will meet a tall, dark stranger . . . You will take a long trip soon. Boy, what an *old* routine! How corny can you get?"

"Possibly you haven't yet realized the full *import* of those statements," I said tolerantly, kindly. "The president of the

Your choice of school is highly important to your career in



**INDUSTRIAL
ELECTRONICS**



**RADIO-
TELEVISION**



**ELECTRONICS
COMMUNICATIONS**

Become an
ELECTRICAL ENGINEER
or an
ENGINEERING TECHNICIAN
at

MISOE in Milwaukee

Choose from courses in:

ELECTRICAL ENGINEERING
Bachelor of Science degree in 36 months,
Communications or Electrical Power.
ENGINEERING TECHNOLOGY
Assoc. in Applied Science degree in 18
months.

Electronics Communications (radio-tv),
Electrical Power or Computers.
MISOE—located in Milwaukee, one of
America's largest industrial centers—is
a national leader in electronics instruction
—with complete facilities, including
the latest laboratory equipment, visual
aid theater, amateur radio transmitter—
offers 93 subjects in electrical engineering,
electronics, radio, television, electrical
power, and electricity.

Advisory committee of leading
industrialists. Courses approved for
veterans. Over 50,000 former students.
Excellent placement record.

Previous educational, practical, or military training evaluated
for advance credit.

QUARTERS BEGIN SEPTEMBER, JAN-
UARY, MARCH, JULY



Choose wisely—your future
depends on it. Write today!

MILWAUKEE SCHOOL OF ENGINEERING

Dept. PE-1058, 1025 N. Milwaukee St., Milwaukee 1, Wis.
Send FREE career booklets. (Please print)

I am interested in.....
(Name of course)

Name..... Age.....

Address.....

City..... Zone... State.....

I am I am not eligible for veterans educational benefits.

Discharge date.....

**SEND
POPULAR
ELECTRONICS
EVERY
MONTH**



name _____

address _____

city _____ zone _____ state _____

Check one: 3 years for \$10
 2 years for \$7
 1 year for \$4

In the U. S., its possessions and Canada.

Foreign rates: Pan American Union countries, add .50 per year; all other foreign countries, add \$1 per year.

Mail to: **POPULAR ELECTRONICS** Dept. E108
 434 South Wabash Ave., Chicago 5, Ill.



**SPUTNIKS I & II
BRUSSELS FAIR STAMPS FREE!**

Fabulous collection of stamps showing: Sputnik 1 in Orbit, Sputnik 2 in Rocket Flight, Stratosphere Balloon, Meteor, Station, Radio Telescope, actual TV set, TV station, Microscope, Microbe Hunter, Brussels Fair Set showing puppets, etc. All this is yours Free, to introduce our bargain approval offers. EXTRA: 48 Page Stamp Dictionary included. Send 10¢ to cover mailing cost.

STAMPEX CO., Box 47-HPE, White Plains, N. Y.

NEW MAGIC RADIO WALKIE TALKIE!

YOUR OWN POCKET SIZE RADIO STATION!

BROADCASTS TO ANY HOME OR CAR RADIO WITHOUT WHISPER! HOOKUP! Wt. only 5 oz. Size (1 1/2 x 2 1/2 x 1 1/2). Built-in telescoping antenna. Powerful Transistor—sensitive microphone. Frequency setter, break-in switch. Runs for weeks on self-contained flashlight batteries. Durable plastic case. With this Radio Talkie you CAN'T TALK TO YOUR FRIENDS UP TO A BLOCK OR MORE AWAY! Talk up to 1 mile or more between two automatic INSTANT OPERATION! Just push button to radiate. Useful and real fun in a million ways. GUARANTEED TO WORK, 1 YEAR SERVICE GUARANTEE.

SEND ONLY \$3.00. (cash, ck, mo) and pay postman \$9.99 COD postage or send \$12.00 for prepaid delivery. COMPLETE READY TO OPERATE with instructions and hundreds of ways and tricks for broadcasts thru any radio you desire. Prices may go up soon so get your NEW POWERFUL RADIO WALKIE TALKIE NOW. Available only from:
WESTERN RADIO Dept. REL-10, KEARNEY, NEBR.



HI-FI ACCESSORIES

by **Vidaire**

SPEAKER SWITCHES, FADERS L-PADS, T-PADS ON PANEL OR WALL PLATES, CROSSOVER NETWORKS, EQUALIZERS, VOLUME EXPANDERS.

AT YOUR NEAREST SUPPLIER OR WRITE VIDAIRE ELEC. MFG. CORP., Baldwin, New York

local bank is tall and dark. And the second answer undoubtedly indicates that I will be the first man to reach the moon! How can you possibly misunderstand those meanings?"

"Oh, yeah? Watch *this!*" She rapidly lettered another question on another card and fed it into the machine. There was a long moment of utter silence. Then, a shrill blast of static bleated forth, followed by the odor of overheated wires and tubes. Suddenly, the Counselor began hurling handfuls of cards into the room. It rained cards. It snowed cards. I dashed to the wall plug and yanked it free. It stopped snowing.

"Good Lord!" I breathed. "Wonder what brought *that* about?"

"Oh, boy!" the wife emitted a howl of glee. "Have a gander at these cards! Oh, *brother!*"

I picked one up. It read: *Cross my palm with silver.*

The wife continued giggling wickedly, as she watched my puzzled face.

I grabbed another card. *Cross my palm with silver.*

By now, the wife had collapsed into a chair and was roaring hilariously.

Desperately, I began grubbing about in the small mountain of cards on the floor. It was futile. They *all* read alike: *Cross my palm with silver.*

"I just don't understand," I said helplessly.

"It's easy to understand!" gasped the wife between spasms of vulgar laughter. "You went and built an electronic fortune teller!" She succumbed to maniacal howls of joy, again.

"But the Counselor was intended to—"

"Counselor, my crooked toe!" wheezed the wife. "Put a pair of golden earrings on that electronic gypsy and send it on the road with any good carnival!"

SOME NINE HOURS LATER—in the middle of the night, to be exact—I suddenly sat up in bed and shook the wife's shoulder until she opened one eye, reluctantly.

"Hey, precisely *what* kind of a question did you put on that third card?" I wanted to know.


She leered slyly through sleep-heavy eyes. "I just lettered: *Wanna make an easy buck?*" she said.

Well, if nothing else—it figured. —30—

Tools and Gadgets

(Continued from page 120)

antennas from 50 to 1000 ohms. External plate modulation terminals permits its use as an AM phone transmitter. In kit form,



\$79.95; wired, \$119.95. (Electronic Instrument Co., Inc., 33-00 Northern Blvd., Long Island City 1, N. Y.)

RIVETLESS PHONO JACK

Only a single hole is required for mounting the No. 3501-FP phono jack. The hex mounting nut is attached on the back side of the panel, enhancing the appearance of the front of an instrument and eliminating the possibility of the jack being tampered with by unauthorized persons. (Switchcraft, Inc., 5555 N. Elston Ave., Chicago 30, Ill.)



HIGH-FREQUENCY BUZZER

Beginning amateurs and code instructors will find the Model MS-436 high-frequency buzzer useful for code practice sessions. Features include an adjustable tone and black molded phenolic housing. Unit operates on power supplied by one or two flashlight batteries. Price, 99 cents. (Lafayette Radio, 165-08 Liberty Ave., Jamaica 33, N. Y.)



Learn at Home in your spare time to Fix Electric Appliances



Better Pay—More Opportunities


Get into a field where there is important work and opportunity for the trained man. Millions of electric appliances are sold every year. Every wired home now has an average of 8. Many of them need service and repair. Owners pay well to have them fixed quickly, properly. This is your opportunity for a better job, your own part time or full time business. NRI can give you the training you need, at home, in your spare time.

Spare Time Earnings Start Soon

Soon after starting you will be able to earn extra cash fixing toasters, clocks, fans, vacuum cleaners, etc. for neighbors and friends. Keep your job while learning and earning. Put spare time to work for you. Work in your basement, garage, spare room. You'll be amazed how easily, quickly you, too, can start earning many extra dollars. NRI shows you how. Even before you finish training your spare time earnings may pay for the course and equipment.

NRI Sends Tester to Learn and Earn

You need proper equipment to service today's automatic appliances. With this course you get parts to build professional type, multi-use Appliance Tester. You learn to use it. Takes guess work out of servicing. Mail coupon for FREE book and Sample Lesson. See how easy it is to learn. Find out about NRI—a school that for more than 40 years has been training men, through home study, for success, good pay jobs. Our reputation, record, experience back up this course. Write now to: National Radio Institute, Dept. D4K8, Washington 16, D. C.



FREE Lesson and Book
Mail this NOW!

NATIONAL RADIO INSTITUTE

Dept. D4K8, Washington 16, D. C.

Send me Lesson and Book Free. No Salesman will call.

Name Age

Address

City Zone State

ACCREDITED MEMBER NATIONAL HOME STUDY COUNCIL

DIGITAL COMPUTER KIT



Build 100-transistor computer circuits and work with them! All basic units can be built by you within few hours practice. Then connect them and operate as digital computer. The language is explained and projects included. You will receive 22 transistors; over 200 electrical parts. Priced at only \$59.50 plus postage. One dozen other computer kits are available.

Partial list of courses:

- C1 Elementary relay brains \$12.50
- C2 Elementary digital computers \$24.50
- C3 Elementary analog computers \$19.50
- C4 Computer Master 50 lessons and projects (digital voltmeter, digital ohmmeter)
- C15 Electronics, 40 lessons and 3 text books, \$22.50 down and \$10 for 5 months.
- Complete catalog.

EBE Inc., 1015 Atkin Ave.
Salt Lake City 6, Utah

- Send one transistor computer kit
- Enroll me in course.....
- Enclosed \$.....

Name and address attached

RADIO-TV SERVICEMEN — DEALERS! Here's

a **DEPENDABLE** SOURCE of SUPPLY
for RECEIVING TUBES



1-YEAR GUARANTEE

Nationally sold, consumer-accepted ZALYTRON Tubes are QUALITY Tubes, priced Low to help you meet competition! Try them ONCE—you'll buy them ALWAYS! You be the judge: your first order and your 100th order shipped promptly on full refund guarantee! Write Today for New, Complete Catalog of Tubes and Components. Dept. EE

ZALYTRON

TUBE CORP.
220 West 42nd St.,
New York 36, N. Y.

STYLUS PRESSURE GAUGE

Precision stylus pressure gauges available in 2 models calibrated from 2 to 15 grams or 3 to 30 grams, each way from center position.

\$11.65

The extra indicator "hand" will remain at the maximum reading of the device until reset by a knob on the dial face.

Send for Folder Code GIOU

GEO. SCHERR CO., INC.

CORRECT STYLUS PRESSURE NOT ONLY GUARANTEES MINIMUM STYLUS AND RECORD WEAR, BUT ASSURES SOUND PICK-UP AT MINIMUM DISTORTION.

200-CS La Fayette Street
New York 12, N. Y.

**WORLD'S LOWEST PRICED
ADDING MACHINE**

Vest Pocket Size
FREE TRIAL

COUNTS UP TO 999,999,999
IDEAL FOR BUSINESS AND PERSONAL USE — GUARANTEED ACCURATE.
Not a toy. Operates with only a finger flick. Adds, subtracts, multiplies, divides. Counts up to one billion. Pays for itself over and over. Ideal Gift—for Business, Income Tax and School use.

\$295

\$3.04 in Penna. Incl'g.

3% Tax

MONEY BACK GUARANTEE — Send name and address. Pay postman only \$2.95 plus postage. Beautiful rich-looking Leatherette Case included at no extra cost. Money back in 10 days if not delighted. AGENTS WANTED.

CALCULATOR MACHINE CO., (Mrs.)
Box 126 Dept. D-89, Huntingdon Valley, Pa.

After Class

(Continued from page 73)

arrive at for the end-to-end arrangement coincides exactly with the solution obtained using field theory.

Here's the rub, however. If the primary coil is now inserted coaxially inside the secondary coil, *the polar approach gives the wrong answer*. With the expanding primary field producing an N-pole on its right end, the polar hypothesis demands that the secondary coil also form a budding N-pole on its right side to oppose the growth of an adjacent similar pole on the primary coil. Thus, this situation requires that the induced current in the secondary flow one way when the coils are end-to-end, and in the opposite direction when one is inside the other as in Fig. 6(B). This does not happen in practice!

As we showed earlier, field theory makes no distinction between relative positions of primary and secondary and therefore predicts the correct answer. The polar method, on the other hand, falls flat in this instance. Conclusion: abandon magnetic poles and think in terms of magnetic fields! —30—

Among the Novice Hams

(Continued from page 77)

a handy place for keeping pencils, QSL cards, note pads, and other items that inevitably accumulate.

This platform can be easily constructed of two pine 2" x 4" end pieces and a plywood top. Put a partition under the top about eight inches from the front to prevent pencils and the like from working their way too far back to be easily retrieved. A second platform can be made for the transmitter for uniformity.

Safety Measures. A simple precaution that will go far towards increasing the safety of your equipment is to bond all metal cabinets together and to a nearby cold water pipe with heavy stranded wire. The dual purpose of this bonding is to drain off small static charges that may accumulate on the cabinets and to blow the line fuses if the hot side of the line should accidentally short to the chassis or cabinets. The length of the lead to the water pipe is unimportant, but use a clamp to make a firm connection to the pipe.

This ground is an addition to any other

Always say you saw it in—POPULAR ELECTRONICS

operating grounds you may use. Be sure that the frame of your key is connected to the grounded side of the key circuit.

Unless you use a permanently grounded antenna or one fed with coaxial cable whose outer conductor is permanently connected to a good earth ground, mount a husky knife switch on the window sill. This will disconnect the antenna from your equipment and connect it to a good earth ground for lightning protection when the antenna is not being used. A suitable ground for the purpose is a 1" pipe driven at least six feet into the earth.

Certainly the best power source for a permanent setup is a separately fused line directly from the power meter. However, the total power drain of a typical Novice station seldom exceeds three amperes, and a nearby wall outlet will usually furnish the power without difficulty, if the outlet is not already fully loaded.

Instead of running separate lines for each piece of equipment to the outlet, it is neater and safer to run a single, well-insulated cord from the outlet to a multiple-outlet tap mounted on the side or back of the operating table. These multiple taps

will accommodate up to eight a.c. plugs per foot of length.

Use a fused plug in the main cord. Such plugs employ the 3/16" type cartridge fuses and can be easily substituted for a standard plug. Fusing in this manner protects your equipment without your having to depend on the main house fuses, and it saves you from having to traipse down to the basement—usually in the dark—to change a blown fuse.

The size of fuse to use depends upon the load expected. However, 3-ampere "slow-blow" or 5-ampere standard fuses should be satisfactory for most Novice installations.

Control Circuits. Modern c.w. transmitters are controlled entirely by their keys, once the power switch is closed. Therefore, by using separate receiving and transmitting antennas and monitoring your sending by the clicks in the receiver, it is only necessary to press the key to go on the air. Crude as this system seems, it often works surprisingly well on 80 and 40 meters with transmitters in the Novice power class.

When using a separate receiving antenna, keep it just long enough to bring in signals

WHEN DISASTER STRIKES... LIVES AND PROPERTY SAVED BY AMATEUR OPERATORS!

TORNADO-EXPLOSION - FLOOD-HURRICANE -

WE INTERRUPT THIS PROGRAM FOR A SPECIAL BULLETIN...

LOOKS AS IF OUR RADIO CLUB WILL BE NEEDED FOR ON-THE-SPOT COMMUNICATIONS...

LATER

HOW DO YOU LIKE MY VIKING "NAVIGATOR" WITH TIMED SEQUENCE KEYING?

BOY! IT'S REALLY SWEET! 40 WATTS INPUT--BUILT-IN VFO--TVI SUPPRESSED--IT'S EASY TO OPERATE AND PUTS OUT A SOLID SIGNAL!

WELL, NOW THAT YOU'VE OPERATED BOTH THE VIKING "ADVENTURER" AND "NAVIGATOR" TRANSMITTERS AT THE CLUB STATION--WHICH DO YOU LIKE BEST?

I'D RECOMMEND EITHER UNIT, THEY'RE BOTH AVAILABLE IN EASY-TO-BUILD KITS --BOTH PRODUCE A CLEAN CW NOTE-- AND THEY'RE PRICED RIGHT, TOO!

OUR COMMUNITY WANTS TO THANK YOU AND YOUR FELLOW AMATEUR OPERATORS FOR A JOB WELL DONE...

CIVIL DEFENSE C

THANK YOU FOR THE PUBLIC SERVICE AWARD--BUT WE CAN'T TAKE ALL THE CREDIT. OUR VIKING TRANSMITTERS REALLY STOOD UP UNDER SEVERE CONDITIONS, PROVIDING US WITH CONTINUOUS AND RELIABLE COMMUNICATIONS!



MAIL TODAY FOR YOUR FREE CATALOG

"ADVENTURER" 240-181-1...Kit...\$54.95 Net

NAVIGATOR" 240-126-1...Kit...\$149.50 Net

240-126-2...Wired...\$199.50 Net

E. F. JOHNSON COMPANY
3030 Second Ave., S. W., Waseca, Minnesota

• Please send me a copy of your most recent amateur catalog.
(Please Print)

Name _____
Address _____
City _____ State _____

Shrinks Hemorrhoids New Way Without Surgery Stops Itch—Relieves Pain

For the first time science has found a new healing substance with the astonishing ability to shrink hemorrhoids and to relieve pain—without surgery.

In case after case, while gently relieving pain, actual reduction (shrinkage) took place.

Most amazing of all—results were so thorough that sufferers made astonishing statements like "Piles have ceased to be a problem!"


The secret is a new healing substance (Bio-Dyne*)—discovery of a world-famous research institute.

This substance is now available in *suppository or ointment form* under the name *Preparation H.** Ask for it at all drug counters—money back guarantee. *Reg. U.S. Pat. Off.

"TI-NEE" BATTERYLESS TUBELESS LIFETIME RADIO

TI-NEE RADIO IS GUARANTEED TO WORK FOR YOUR LIFETIME! USES NO TUBES, BATTERIES OR ELECTRICAL PLUGS-IN. Never runs down! SMALLER THAN A PACK OF CIGARETTES! RECEIVES LOCAL RADIO STATIONS MOST ANYTIME, ANYWHERE WITHOUT EXTRA ANTENNA. Uses semiconductor crystal diode—III-Q Tuner. Beautiful black gold plastic cabinet. Built-in Speaker-phones.

SEND ONLY \$2.00 (bill ok. mo) and COD on arrival or send \$6.99 for post-paid delivery. SENT COMPLETE, READY TO LISTEN—NOTHING EXTRA TO BUY EVER! (Extra long distance Aerial kit included free for stations up to 1000 miles away.) Available only from MIDWAY COMPANY, Dept. CPL-10, Kearney, Nebraska



BE IN BUSINESS FOR YOURSELF!
Repair Radio and TV Loudspeaker Systems

Two Hundred and Fifty Dollars (\$250.00) will enable you to completely set up a Radio and TV Speaker Repair Service. Our company, after many years of research, manufacturing, and distribution of parts for the repairing of speaker systems, has developed a complete program for the potential speaker repairman. Our program includes all necessary equipment, parts, and instructions that will open the door of your own business. Write today for further information on owning your own Speaker Repair Business.

WESTERN ELECTRONICS COMPANY
10551 W. 41st Ave. Wheatridge, Colorado

**Motorola, RCA, GE & Link
Reconditioned Commercial FM
Communications Equipment**

30 to 50 MC—152-172 MC 450 to 470. Meeting all FCC License req. for taxi, police, fire, construction, etc. \$139 & up.

Motorola & GE for double conversion receiver. \$55

COMMUNICATIONS ASSOCIATES
165A Norfolk St. Dorchester, Massachusetts

DXers • HAMS • TOURISTS • NAVIGATORS • SERVICEMEN!

**JONES NORTH AMERICAN
AM-FM RADIO-TV STATION LISTINGS**
USA • CANADA • CUBA • MEXICO etc.

64 pages! Over 5,900 Broadcast Stations. Listed by Class, Frequencies & Call Letters! COMPLETE information on every station. Always UP-TO-DATE Issued Quarterly from Official Data! **ACCURATE!** Buy it at your local Electronic Store, or ONLY 50¢ ppd. 1 yr. sub. \$2 (Bulk Rates) Order from VANE A. JONES CO. Dept. PE810, 3749 N. Keystone Ave., Indianapolis, 18, Ind.




47 RADIO PROJECTS 75¢
Plus "White's Radio Log"

Think of it... 47 electronics projects you can build... explained with diagrams, photographs and step-by-step instructions, plus "White's Radio Log," a directory listing U.S. and Canadian AM, FM and TV stations by call letters, locations, kilocycles and power and over 1,000 world-wide short-wave stations. Terrific value! Get this 192-page handbook, RADIO-TV EXPERIMENTER, No. 556, at newsstands 76¢ or direct from: **SCIENCE & MECHANICS, 450 E. Ohio St., Dept. 794, Chicago 11**



with reasonable signal strength and as far from the transmitting antenna as possible to prevent the transmitter from pumping too much r.f. energy into the receiver.

The better your transmitting antenna is, the more you will sacrifice by not using it on your receiver, too. You can use a double-throw knife switch to change it from your receiver to your transmitter, at the cost

Army MARS Technical Broadcasts

Beginning October 1, the First Army MARS SSB Technical Net "for the dissemination of technical knowledge by radio communication" will broadcast every Wednesday at 9 p.m. (New York Time) on 4030 kc. (upper sideband). During the month of October, the following five subjects will be discussed: "Engineering the White Alice Network," "Characteristics of SSB Power Amplifier Circuits," "Technical Facilities of Radio Free Europe," "Application of Transistors to Power Supply Equipment," and "Maser Amplifiers and Oscillators."

of having another control to manipulate at the start and finish of each transmission. A more desirable method, however, is an antenna-changeover relay controlled with your *Transmit-Receive* switch.*

An operating convenience that should be incorporated in all amateur stations is a simple method of turning on the low-power stages of the transmitter, without turning on the power amplifier, for tuning and for spotting your frequency on the receiver dial without putting a signal on the air. Another one is a c.w. monitor, so that you do not have to use your receiver to monitor your sending.

The average amateur adds these conveniences to his station as his pocketbook affords them, until one day he discovers that he has a couple of switches and other controls to manipulate at the beginning and end of each transmission. Actually, with the proper switch setup, it is easy to control all the circuits with only one switch, saving much time and effort.

One Four-Pole Switch. The switch to use is a 4-pole, double-throw, neutral-center Federal "anti-capacity" switch (or equivalent), available from any of the radio supply houses that advertise each month in **POPULAR ELECTRONICS**. Such switches come with up to six poles, but four poles are usually sufficient. See Fig. 1 (p. 77).

* An electronic "T-R" switch will do the job automatically, but it works properly only in conjunction with an antenna fed through well-matched, low-impedance feed line.

To control operations with this switch, first apply 117-volt primary power to the receiver, transmitter, and other equipment in the normal manner and turn the receiver *Receive-Standby* switch to *Standby*. With the switch in the center position, the receiver works normally. With the switch in the *Tune* position, the receiver remains on, and the low-power stages of the transmitter are turned on.

With the switch in the *Transmit* position, the receiver is placed in its *Standby* position, the antenna relay transfers the antenna from the receiver to the transmitter, and the opened cathode or screen circuit of the transmitter output tube is completed, so that a signal will be put on the air when the key is pressed. Note that the fixed contact on the *Tune* side of the receiver *Standby* circuit of the switch is bent to complete that circuit even with the switch in its center position.

If you want to leave the receiver on while the transmitter is on, you just set the receiver *Standby* switch to the *Receive* position. With other equipment, the wiring of the switch would be changed somewhat, but its basic operation would be the same.

Mount the switch beside the receiver, where you can operate it easily without stretching. I prefer mine mounted where I can operate it with my left hand, as I copy or use my key with the right hand.

News and Views

Larry, KN6TJG, worked six states in his first six weeks as a Novice on 40 meters. Then he put up a 15-meter, 3-element beam and got a new Hallicrafters SX-99 receiver to help his Heathkit DX-40 transmitter. In the next 2½ weeks, he worked 21 more states, all U.S. call areas, Hawaii, and Canada. Larry recently passed the Conditional examination and is waiting for his license to arrive. . . . When Zeak, KN4UPI, first got on the air, his home-constructed 6L6G transmitter—powered from an old public-address amplifier—had just enough “oomph” to work KN4RKP across town on a daily sked. Now, he runs 15 watts to an 807 in another home-built rig feeding a perfectly unmatched, 80-meter dipole, and he receives with a National SW-54. KN4UPI is proud of his four states worked and two confirmed. He uses an old TV receiver as his Conelrad monitor, and offers to help anyone obtain his ham ticket to “wonderland.”

Len, KN7DKA, transmits on a WRL Globe Chief running 75 watts and feeding a “Windom” antenna about 20 feet high, and receives on a National NC-200 receiver. One-hundred contacts in 12 states in five weeks on the air is the result. Probably by the time you read this, Len will have his new WRL vertical antenna installed. His pet peeve is the fellow



Leo Says:

It's Perfect FOR THE NOVICE

And It Won't Become Obsolete
As You Become More Advanced!

the New Globe SIDEBANDER DSB-100



Kit Form:
\$990
per mo.
or \$119.95 Cash

Wired:
\$1155
per mo.
or \$139.95 Cash

YOU PAY JUST 10% DOWN

WORK 3 MODES SIDEBAND CW - AM

Bandswitching 10-80M
100w (PEP) DSB
Suppressed Carrier
50w CW
40w AM Fone

This dandy, complete transmitter will give you the right start in amateur radio. Use it for 50w CW until you get your general license. Then add the standard VFO and regular crystals and go either AM or Sideband, or both. Later on, you can increase your power by coupling the Sidebander with other equipment. And look at these features: Exclusive automatic balancing and floating grid circuit holds carrier suppression to 40db or better. Continuous band coverage 3.9mc and 12-30mc, covering MARS and CAP frequencies. Three stage RF section allows straight through operation for max. efficiency. Internal lone generator facilitates tuning. Inverse feedback for high quality audio. Pi-Net. 52-300 ohms. All ceramic switches. Speech clipping and filtering assures powerful communication punch and narrow band width. Provisions for Antenna Relay Control. Power socket on chassis rear apron for external accessories. Housed in the new Forward Look Cabinet. Order today.

Send for Free Brochure on Complete
Line of Globe Electronics Products

FREE 1959 CATALOG

Just Off the Press!

Get your free catalog today, showing and describing hundreds of items in the fields of amateur radio, high-fi, experimentation and servicing. Hurry!



() Free Catalog () Info on Sidebander () Other Products
P.E. 16

NAME: _____

ADDRESS: _____

CITY & STATE: _____

WORLD'S MOST PERSONALIZED RADIO SUPPLY HOUSE



3415 W. BROADWAY, CO. BLUFFS, IA. Phone 2-0272

ORDER BY MAIL AND SAVE! TV PICTURE TUBES

10BP4	\$ 7.95	16WP4	\$15.20	17TP4	\$19.30	21EP4	\$14.95
12LP4	8.95	16TP4	10.95	20AP4	19.30	21FP4	15.95
14B/CP4	9.95	17AVP4	15.20	20CP4	13.90	21WP4	17.30
16DP4	14.95	17BP4	10.95	20HP4	17.95	21YP4	15.95
16EP4	15.90	17CP4	17.00	21AP4	22.10	21ZP4	14.95
16GP4	15.90	17GP4	17.60	21ALP4	20.95	24CP4	23.95
16KP4	10.95	17HP4	13.60	21AMP4	19.95	24DP4	26.95
16LP4	10.95	17LP4	13.60	21ATP4	20.95	27EP4	39.95
16RP4	10.95	17QP4	11.95	21AUP4	20.95	27RP4	39.95

27"-6 month guarantee—all others 1 year. Aluminized Tubes \$5.00 more than above prices. These prices are determined to include the return of an acceptable similar tube under vacuum.

ALL PRICES FOB CHICAGO, ILLINOIS. Deposit required. when old tube is not returned, refundable at time of return. 25% deposit required on COD shipments. Old tubes must be returned prepaid. We ship anywhere.

WRITE FOR COMPLETE LIST

—PICTURE TUBE OUTLET—
3032 MILWAUKEE AVE., CHICAGO 18, ILLINOIS
Dickens 2-2048

PORT ARTHUR COLLEGE ELECTRONICS COMMUNICATIONS

AM FM Television Broadcast Engineering
Marine Radio Radar

CHECK THESE FEATURES: Tuition \$36 per mo., room & board \$52 per mo. in dorm on campus. College operates 5 KW broadcast station. Students get on-the-job training at studios on campus. FCC license training with all courses. Well equipped classrooms & lab., am fm transmitters, radar & marine eqmt., television camera chain, experiment lab test eqmt. & other training aids. Our graduates in demand at good salaries. Free placement service. Have trained men from all 48 states. Approved for GI. Write to Dept. PE-10 for details.

PORT ARTHUR COLLEGE Port Arthur
Established in 1909 Texas

2 WAY PORTABLE RADIO SET

SENDS—RECEIVES UP TO 10 MILES AS SHOWN

With built-in antenna or hundreds of miles with outside antenna Works on 80 and 40 meter (Novice) amateur radio bands—also Aircraft and overseas broadcast (3 to 8 mc). PORTABLESELF-CONTAINED BATTERIES WITH STANDARD PORTABLE RADIO BATTERIES. NO AC PLUG-INS NEEDED! Take it with you everywhere you go—on trips, vacations, camping—Keep in contact with home, friends. Has 5 watt crystal controlled transmitter—Sensitive Regenerative Receiver. Send-Receive switch. Wt. only 3 lbs. Size, only 6" x 4". TESTED—PROVEN—SIMPLIFIED—PRACTICAL—Fill information given on quick easy to get license.



SEND ONLY \$3.00 (bill, ck, mol and pay postman send \$15.95 for postpaid delivery. Complete kit includes all parts, tube, coils, plastoid cabinet, easy instructions. (Set of batteries \$3.49; crystal \$1.49). COMPLETELY WIRED AND TESTED POSTPAID \$19.95. A regular \$49.95 value—Order now before price goes up. GUARANTEED—AVAILABLE ONLY FROM:
WESTERN RADIO, DEPT. BNE-10, KEARNEY NEBR.

WANT A BETTER JOB: BECOME AN ELECTRONIC ENGINEER

ONLY 32 MONTHS TO EARN A BACHELOR OF
SCIENCE DEGREE IN ELECTRONICS ENGINEERING

Class enrollment limited to allow for individual instruction. Chartered by state of California. Nonprofit-non-sectarian, co-educational—established 26 years.


APPROVED FOR VETS—ENROLL NOW!
SEND FOR FREE CATALOG

PACIFIC STATES UNIVERSITY

1516 S. WESTERN AVE. Dept. M LOS ANGELES, CALIF.

LOOK

NO FURTHER . . . IF YOU'RE
UNHAPPY WITH "HI" HI-FI
PRICES. WRITE FOR OUR
UNUSUAL AUDIO CATALOG.
KEY ELECTRONICS CO.
120-B Liberty St., N. Y. 6
Phone EV 4-6071



A new buzzer-type
code practice set, Model
MS-438, is available by mail from Lafayette
Radio (less 1/2-volt dry cell) for \$1.95 plus postage.

who gives you a 599X report and loses you on your first transmission. He offers to schedule anyone needing a Utah QSL card. . . .

Jim, KN6BHN, uses two home-brew transmitters, a five-watt for 21 mc. and a 60-watt for 3.7 mc. He receives with a "surplus" National HRO receiver to which he has added a BC-453 "Q5-er" for increased selectivity. Fifteen states confirmed, plus Alaska, Australia, and New Zealand worked, prove that Jim's equipment—including his "Twin-triplex, DX-special" 15-meter antenna and his 80-meter long wire—is working. Jim confirms all contacts, if he can get an address during the contact or from the Call Book.

Bill, K2PEQ/KN2PEQ, who received his Technician license the other day, operates a Heathkit DX-35 transmitter at 70 watts feeding a 40-meter dipole, which works fine on 15 meters. He receives via an SX-99 with an added Q-multiplier. In seven weeks, his record is 33 states, Canada (VE3, VE7), Czechoslovakia, England, and the Virgin Islands. . . .

Bill Hine of Cleveland is "just an SWL" at present who hopes to get his ham ticket soon. In the meantime, he requests that hams be a bit more generous about answering cards from short-wave listeners. From 20 sent, he has received only five replies. Remember, an SWL feels about an unanswered card the same way you do towards the hams you work in new states who ignore your requests for QSL cards.

Jeff, KN9MOA, has a 68' end-fed antenna which is only 15' high. His transmitter is "home-brew," 35 watts to an 807 on 7160 kc., and he receives on a "surplus" BC-348M. After a slow start, due to his inexperience, Jeff made 11 contacts in four states his first month on the air. . . .

Harold, KN3CEP, started his ham career with a DX-40 transmitter, a long-wire antenna, and a National NC-88 receiver on 80 meters. Then he put up a 40-meter dipole and spent most of his time on 15 meters, where his DX record is Brazil, Argentina, Panama, Canal Zone, Puerto Rico, and Canada. Now, Harold has a new SX-99 receiver and spends much of his time on 40 meters. KN3CEP's state-total is 35. His father is W3OMF, a ham for 23 years.

Bob, K2YFE, wants to work Utah and North Dakota to obtain his Worked-All-States certificate. He will be glad to listen for Novices in the 40- or 15-meter Novice bands and work them from the adjacent phone bands. Oh, yes, he can copy c.w. K2YFE has a 20-wpm code-proficiency certificate and transmits code practice on 29.2 mc. on Wednesdays at 2030 local time. Besides the 46 states, Bob has

worked 25 countries with his Johnson Valiant transmitter and a Hammarlund HQ-100 receiver. He also operates 2 meters with a Gonset Communicator receiver/transmitter combination. . . . In a month on the air, **Mac, KN4VNY**, has made 125 contacts in 19 states, Canada, Puerto Rico, Virgin Islands, England, and Austria. He divides his attention between 40 and 15 meters, with a WRL Globe Chief 90-A transmitter, a 40-meter dipole antenna, and a Hallicrafters S-38E receiver. However, his new SX-99 has undoubtedly arrived by now. Mac will sked anyone needing North Carolina for WAS, and he likes to rag-chew.

Jack, W5AJZ, sent your columnist one of his "Hornet" folded-dipole, 40-meter antenna kits for examination. It costs \$7.95, without the required 300-ohm feed line. Write to Hornet Antenna Products, P. O. Box 808, Duncan, Okla., for more information on these antennas.

Contributors to News and Views: **Larry Nelson, KN6TJG**, 870 San Lorenzo, Palm Springs, Calif.; **Eugene Zeak, Jr., KN4UPI** (15), P.O. Box 132, Winter Gardens, Fla.; **Lennard Stillman, KN7DKA** (12), Route 1, Box 974-C, Sandy, Utah; **Jim Whitfield, KN6BHN**, 271 E. Hawthorne, Coalinga, Calif.; **Bill Marx, KN2/K2PEQ** (14), 36 Edi. Ct., Plainview, L. I., N. Y.; **Jeffery I. Lackey, KN9MOA**, 2837 S. Foltz St., Indianapolis 41, Ind.; **Harold D. Hamilton, KN3CEP**, 64 N. Euclid Ave., Pittsburgh 2, Pa.; **Robert R. Migliorino, K2YFE**, 221 19th Ave., Paterson 3, N. J.; **Mac Murray, KN4VNY**, 309 Waverly Rd., Greensboro, N. C.

How about a report on you and your station for next month? Clear photos are welcome. 73,
Herb, W9EGQ

Short-Wave Report

(Continued from page 66)

The following is a resume of the latest reports received. Times are EST, and the 24-hour system is used. At time of compilation, all reports were correct. Stations often change frequency or schedule without notice.

Angola—*Radio Angola* is noted on 9765 and 11,862 kc. from around 1800 on Saturdays with an apparently extended schedule. S/off is at 1845 with "A Portuguesa." (420)

Belgian Congo—*OTM2, R. Congo Belge*, Leopoldville, 9380 kc., signs on at 0000. There is recorded music from 0000 to 0100, French news at 0100, Flemish news at 0108. The signal is good for the most part with some QRM at times. (TH)

Belgium—*World Fair Radio*, Brussels, operates to N.A. as follows: Sundays, Tuesdays, Thursdays, and Fridays at 0530-0600 on 15,335 kc.; Mondays at 1930-2000, Saturdays at 1815-2000 on 15,335 and 9655 kc. The 9655-kc. outlet is the Leopoldville (Belgian Congo) relay. All reports go to Station ORU, P. O. Box 26, Brussels 1, Belgium. (DM, CQ)

Brazil—*New R. Cultura da Bahia*, logged on 15,225 kc. at weak level, was noted at 2125 with American pop music. Another new station, *Radio Drago Mar*, Fortaleza, was found at 2000 on 4775 kc. with native music and Portuguese anmts. The latter channel has

LIBERTY MAIL ORDER T. V. PICTURE TUBES

AMERICA'S BEST . . . AMERICA'S LOWEST PRICE
GUARANTEED FOR ONE (1) FULL YEAR

LICENSED BY . . . RCA . . . DUMONT . . .

10BP4	\$7.50	17AVP4	\$13.50	20HP4	\$15.00	21EP4	\$14.50
12LP4A	8.75	17BP4	10.95	20MP4	14.00	21F/KP4	15.75
14B/CP4	9.50	17CP4	16.50	21AP4	19.95	21MP4	19.95
16AP4	14.95	17GP4	15.50	21AL/		21YP4	15.50
16DP4	13.50	17H/LP4	13.50	ATP4	19.95	21WP4	14.75
16GP4	15.95	17QP4	11.50	21AMP4	18.95	21ZP4	15.00
16K/LP4	10.50	17TP4	16.50	21AU/		24CP4	26.00
16R/WP4	10.50	19AP4	17.75	21AVP4	19.95	24DP4	28.00
16T/ZP4	10.50	20CP4	13.50				

FOR ALUMINIZED TUBES ADD \$4.00

Prices are subject to change without notice. Write for price on non listed tubes. All prices F.O.B. Wallingford, Conn. Prices include dud. Send \$5.00 deposit when old tube dud is not returned. Deposit refundable at time of return of dud. Dud must be returned prepaid. We ship anywhere. Domestic, foreign, export.

TERMS: 25% with Order—Balance C.O.D.

LIBERTY TUBE CO.

DEPT. M-M, HALL AVE., COR. CHERRY ST.
WALLINGFORD, CONN. COLONY 9-8038

THIS CAN BE YOU
earning up to
\$25,000 a year



here is an amazing
new BUSINESS
OPPORTUNITY for you . . .

Self-service tube testers do all the work for you . . .
just collect your profits once a week

A basic principle for making money is to have something work for you, rather than you yourself do the work. As an operator of a FAST-CHECK SELF SERVICE TUBE TESTER route you can be the proud owner of a solid fast-growing business . . . earning money for you while you take life easy. Business can be operated from home and during spare time. All you do is make calls once a week to restock testers and collect profits.

No selling required

Century's self-service tube testers check and sell TV and radio tubes automatically 12 hours a day—7 days a week. Consumers do their own testing and defective tubes are replaced on the spot for highly profitable sales. You place testers and tube stock in stores on consignment . . . and each one can net up to \$1000 a year.

Retail stores welcome self-service testers

Drug stores, luncheonettes, supermarkets, candy stores, hobby stores, etc. welcome having a tube tester placed in their store because of the extra traffic it attracts and the commission they earn.

FREE booklet tells all about this booming business

If you are interested in starting a lifetime business, then ACT NOW and send for FREE booklet to convince yourself that this is today's greatest business opportunity.

DON'T DELAY . . . MAIL COUPON TODAY

CENTURY ELECTRONICS CO., INC.

Dept. 810 111 Roosevelt Ave., Mineola, N. Y.

Please send me FREE booklet and particulars about setting-up a self-service tube tester route.

Name

Address

City State

TRAIN FOR
ELECTRONICS
RADIO • TV

AMERICA'S BIGGEST LITTLE SCHOOL
 Midwest's First & Foremost
 (Our 28th Year Exclusively Electronics)

10-MONTH RESIDENT SHORT-COURSE
 Special 10 in 1 training embraces Electronics: Radio, TV & Color TV Servicing; Communications; Radar; Microwave; Synchros, Servomechanisms & Industrial Electronics. Prepare for P.C.C. License. Wide job opportunities & placement. Small school with big reputation. Personalized training; competent instructors. Vet Approved.

UNIVERSAL TV-ELECTRONICS SCHOOL
 320P East 10th St. Kansas City 6, Mo.
 Name _____ Age _____
 Address _____
 City _____ State _____
 Veterans give discharge date _____

ENGINEERING DEGREE IN 27 MONTHS

INDIANA TECHNICAL COLLEGE

B.S. Degree. Aero., Chem., Civl., Elec., Mech. & Electronic Eng. (inc. Radio, TV), 36 month B.S. Degree in Math., Chem., Physics. Prep courses. Demand for grads. Spacious campus. 20 bldgs., dorms, auditorium, gym. Low rate. Earn board. G.I. approved. Enter Sept., Dec., March, June. Catalog.

2310 E. Washington Boulevard
 Fort Wayne 2, Indiana
 Keeping pace with progress

QUAL-KITS ARE EASIEST!

Hi-Fi Amplifier Kit \$28.50
 Hi-Fi AM-FM Tuner Kit \$28.95*

And they have the finest features and specs. Fully illustrated step-by-step 28-page manual makes assembly a snap! WRITE FOR FREE CATALOG! 10% (for new Federal Tax.)

QUALITY ELECTRONICS
 319 Church Street Dept. P-10 New York 13, N. Y.

INVENTORS

Learn how to protect your invention. Specially prepared "Patent Guide" containing detailed information concerning patent protection and procedure with "Record of Invention" form will be forwarded to you upon request—without obligation.

CLARENCE A. O'BRIEN & HARVEY JACOBSON
 Registered Patent Attorneys
 89-K District National Bldg. Washington 5, D. C.

NEW - MIDGET SHORT WAVE RADIO

World Wide Radio—Anytime—Anywhere

Near Europe, Africa, Russia, Australia, South America—ANYWHERE IN THE WORLD ANYTIME! Gets ALL foreign radio stations, 55 mc. to 42 mc. Not much larger than a portable—Wt. only 3 lbs.! Complete with Roll-out antenna. Gets regular American broadcasts. All Radio Amateur bands (80-84.4-24.15-16—Ship, Aircraft, Police, Citizens bands)—NOTHING LIKE THIS MIDGET ALL-WAVE RADIO ANYWHERE ELSE AT ANY PRICE! No AC plug-ins required! Wonderful for home, traveling, boating. Radio Amateurs—ANYONE! YOU CAN HEAR MOST EVERYTHING—EVEN "SPUTNIKs."

SEND ONLY \$4.00 (bill ck mo) and pay postman \$12.95 COD postage on arrival or send \$16.95 for P.P. delivery. Complete easy to wire kit includes all parts, tubes, broadcast coil, cabinet, instructions. (Set of batteries \$3.49 extra.) COMPLETELY WIRED AND TESTED POSTPAID IN USA ONLY \$21.95! Worth \$49.95 or more! Get your SPACE RAMBLER now for WORLD-WIDE LISTENING PLEASURE! AVAILABLE ONLY FROM:

WESTERN RADIO Dept. BRE-10 KEARNEY, NEBRASKA

ENGINEERING DEGREES

E.E. Option Electronics or Power
 Earned Through HOME STUDY or Residence Work

PACIFIC INTERNATIONAL UNIVERSITY
 5719-W Santa Monica Blvd.
 HOLLYWOOD 38, CALIFORNIA
 Colleges of Engineering, Physics, and Business Administration.

another Brazilian station assigned to it but it apparently is inactive. (420)

An unidentified station has been noted on 6130 kc. at 2315-2330 in Eng. (LL) (Editor's note: this is most likely R. *Excelsior*, Sao Paulo, listed for 6125 kc.)

British Honduras—The British Honduras B/C Service, Belize, was found on 4900 kc. at 2235 as they were making closing anmts. They gave this frequency, asked for reports. (59)

Cambodia—R. *Phnomphen*, 7190 kc., has Eng. at 0700, French at 0800-0900 s/off. (400)

Ceylon—The correct mailing address for reports to the Commercial Service from Colombo is: G.P.O. Box 1510, Torrington Square, Colombo. An attractive QSL card, letter, and program schedule arrived promptly. (7)

The 4870-kc. outlet has been heard in western states at 0800 with news relayed from the BBC, and at 0810 with home news. Increased power has made the signal from this one much better. (400)

Chile—R. *Nuevo Mundo*, CE1174, Santiago, has moved up to 11,755 kc. (listed for 11,740 kc.) and is noted around 1830. (420)

Cook Island—R. *Raratonga*, 4965 kc., can be heard at times on Wednesdays only at 2300-0030 with a fair signal. (400)

Costa Rica—R. *Casino*, TIQ, 5952A kc. (previously on 5965 kc.), is tuned from 0009 to 0100 closing with jazz music, many commercials. S/off is with a march. (7)

Cuba—A Spanish-speaking station that has suddenly become active around 2100 and that gives TIDCR, Costa Rica, a bad heterodyne, has been identified as COJK, *Voz del Camagueyana*, 9620A kc. (420)

Czechoslovakia—R. *Prague* broadcasts daily to N.A., Australia, and New Zealand at 1930-2000, 2200-2300, and 0000-0030 on 9550, 11,725, 11,835, 15,185, and 15,285 kc. In use for the 0330-0430 xmsn are the 11,875-, 15,185-, and 21,450-kc. outlets. A program for amateur operators is heard on the first and third Thursdays and Fridays of each month at 1930 and again at 0000. This is repeated the following day at 2200 and 0330. (277, 282)

Denmark—Copenhagen broadcasts to N.A. at 2030-2130 and 2200-2300 on 9520 kc. with two half-hour periods (each) in Danish and Eng. There is no Eng. on Sundays. They present a mailbag program on Saturdays and a DX program on Tuesdays. (PB, 338, 412, 438)

Ecuador—An unidentified station bearing an HC3— call is being noted on 8900 kc. from 1900 to 2200 s/off. R. *Cotacachi*, Santa Ana de Cotacachi, Imbabura Province, is a new station which has been noted on 5760 kc. from 1900 to 2205 s/off. (100)

Many listeners, too many to list here, report reception of HCJB, Quito, on 9745, 11,915, and 15,115 kc.

Falkland Islands—A rarely heard station is the Falkland Islands B/C Service in Stanley on 3958 kc. Ham radio 'phone operation in the 75-meter band will make this an excellent catch in anyone's logbook. Try for it at 1815 with weather, 1830 with local news. This is beamed to listeners in Southern Chile, Argentina, South Orkney and South Georgia Islands. American pop music may also be noted after 1830. It was logged using an 8' vertical

THE SIX



It's quite a job to bring up a family of six in this day and age. That's why it's particularly gratifying to see each of the six go right to the top in his chosen specialty.

So it is with the Ziff-Davis family of special-interest monthly magazines. POPULAR ELECTRONICS is far and away the world's largest selling electronics magazine. Each of its fellow publications is **number 1** in circulation in its field, too.

How can we be so sure? Is there anyone who actually goes around checking magazine sales systematically? There sure is! He's known as an ABC* auditor.

Periodically, he examines our books and tells us exactly how many copies of each issue we sold. He

tells our advertisers the facts, too, and certifies his accuracy and impartiality by means of this well-known seal:



Ziff-Davis magazines are, of course, proud to carry that ABC emblem. Needless to say, we're delighted that ABC audits prove conclusively that POPULAR ELECTRONICS and every monthly we publish are the authoritative leaders in their fields.

*Audit Bureau of Circulations
ZIFF-DAVIS PUBLISHING COMPANY
One Park Avenue, New York 16, N.Y.

**leadership
runs in the
family...**

Save Half
ASSEMBLING
 ONE OF THESE TWO
Schober
**ELECTRONIC
 ORGANS** in KIT form

"CONCERT" "CONSOLETTA"



NO SPECIAL SKILLS
 PAY KIT-BY-KIT

CONSOLETTA MODEL
 Occupies only 2' x 3'2"
 Floor Space

- HANDSOME ASSEMBLED CONSOLES
 - DOUBLE KEYBOARDS — 122 KEYS
 - ABOVE-KEYBOARD TABS
 - CONCERT MODEL CONFORMS TO A G O SPECIFICATIONS. Occupies 3'5" x 4'7" Floor Space
 - BUILT-IN SPEAKERS OPTIONAL (For Consoletta Model only)
 - COMPLETE DETAILED INSTRUCTIONS
 - FREE—NEW 1959 EDITION of 16-page BOOKLET DESCRIBING BOTH MODELS
 - 10" LP RECORD DEMONSTRATING BOTH MODELS available for \$2, refundable on receipt of order
- Write today—see what fine instruments you can have at such great savings.

The **SCHOBER ORGAN CORP.**
 2248-X Broadway, New York 24, New York

GET INTO ELECTRONICS

V.T.I. training leads to success as technicians, field engineers, specialists in communications, guided missiles, computers, radar, automation. Basic & advanced courses in theory & laboratory. Assoc. degree in 24 mos. B. S. attainable. KCPD accredited. G.I. approved. Graduates with major companies. Start Feb. Sept. Dorms, campus. H. S. graduates or equivalent. Catalog.

VALPARAISO TECHNICAL INSTITUTE
 Dept. PE VALPARAISO, INDIANA

When Answering Advertisements
 Please Be Sure To Mention
POPULAR ELECTRONICS



BARGAIN HUNTERS!

WELR Opens New Surplus Store with All New Surplus Parts . . .
 H-FL Power Supply Kit. Punched Glass. Transformer 150 ma
 750 V.c., 12 Hly Choke, 4 x 8 mfd., 600 V. Oil Cond., all parts &
 docs. \$10.00
 J-44 1181 Speed Hand Telegraph Key with On-Off switch, adjust-
 able spring tension and contact spacing. 1-8 in. silver contacts,
 mounted on Bakelite base. ppd. 1.60
 H-14. Headphones. 8000 ohm imp. ppd. 2.95
 Telephone Intercom. Handsets per pair including 50 ft. of wire &
 docs. (Reconditioned)—excellent cond. 1.95

P. ELECTRONICS CORP.
 3529 E. Colorado Street, Pasadena, California
 Ryan 1-5009 or Sycamore 6-5521
 California Add Sales Tax . . . plus. Write us for Quantity
 Discounts or Samples . . .

whip antenna which may or may not help in decreasing the QRM. A lot of patience is needed! (61,353)

French Equatorial Africa—Brazzaville oper-ates to N.A. at 1800-2100 on 11,970 kc.; Eng. news at 2015 and 2045. French lessons for Eng. listeners are given at 1730 on Sundays, Tuesdays, and Wednesdays, and at 2045 on Mondays, Thursdays, and Fridays. (NK, 438)

Greenland—An xmsn in Danish and Green-landic was noted from Angmagssalik, 7570 kc., at 0900-0950. (349)

Guatemala—TGNA, 9668 kc., and TGNC, 11,850 kc., Guatemala City, have an English program at 2200-2345 daily. Reports are wanted and should go to P. O. Box 601. The same xmsn, as well as another at 2100-2200, may also be noted on 5952.5 kc. (NK, CQ)

Haiti—4VEH, Cap Haitien, 9625 kc., has a mailbag program on Saturdays at 0500-0530. "Morning Dedication" follows at 0530-0550, with "The Bulletin Board" to 0600. (MH)

Honduras—HRQ, R. Supaya, San Pedro Sula, is heard well evenings on 6125 kc. with Latin-American music and all anmts in Spanish. (344)

Hungary—R. Budapest has a DX program entitled "Calling All Radio Amateurs" every Tuesday at 1930 and 2300 on 11,910, 9833, and 7220 kc. (May-October) and 9833, 7220, and 6195 kc. (October-May). (PJ)

India—Try for *All India Radio*, Delhi, at 1445-1545 in Eng., to Europe and Great Britain on 15,250 and 11,710 kc., and to Africa on 17,725 and 15,170 kc. (378)

Israel—Voice of Zion, Jerusalem, 9008 kc.,

SHORT-WAVE ABBREVIATIONS

A—Approximate frequency
 anmt—Announcement
 BBC—British Broadcasting Corporation
 Eng.—English
 ID—Identification
 IS—Interval signal
 kc.—Kilocycles
 N.A.—North America
 QRM—Station interference
 R.—Radio
 s/on—Sign-on
 s/off—Sign-off
 VOA—Voice of America
 xmsn—Transmission from station
 xmtr—Transmitter used by station

has Eng. to Europe at 1630-1715. This station sends an attractive QSL card. (313, 348)

Italy—Radio Roma operates to Western N.A. on 9570 kc. at 2205-2225 with Eng. news and a musical session. Reports go to *Italian Radio*, Foreign Broadcasting Dept., P. O. Box 320, Rome. (WG, NK)

Japan—JOB24, Tokyo, now operates on 21,620 kc. with Eng. news, talks, native folk music and feature talks at 0250-0320 beamed to Europe and the USSR. This channel re-places 15,225 kc. From 0320 to 0330/close there is a xmsn in Japanese. (61, 94)

Mexico—Medium-wave station XEQ, Mexico City, definitely has a new outlet on 6078A kc. with ID at 2200. All-Spanish; considerable QRM. (420)

Netherlands—The last schedule received from Hilversum reads: 1615-1655 in Eng. to North America on 21,480, 17,775, and 15,445

kc.; 1630-1800 (Sundays) with "Happy Station" program to South America on 17,775, 15,220, and 11,730 kc.; 1700-1750 in Dutch to North America on 21,480, 17,775, and 15,445 kc.; 1800-2025 (Sundays, 1805-2100) in Dutch to South America on 17,775, 15,220, and 11,730 kc.; 2030-2110 in Spanish to South America on 17,775, 15,220, and 11,730 kc.; 2130-2210 in Eng. to N.A., 2130-2300 (Sundays) with "Happy Station" program, 2215-2250 in Spanish to Central and South America, all on 11,730, 9590, and 6025 kc. (378)

New Zealand—A musical session was noted over ZL7, Wellington, 6080 kc., at 0430-0530; frequent ID. The 9540-kc. outlet is in parallel until 0545. A special xmsn, "Family Corner," is

NEW RADIO CLUB

A new radio club—the Connecticut DX Club—is making its appearance. As clubs go, this one is still an infant, but its first two bulletins have shown a great deal of promise. The dues are \$2.00 yearly for 12 issues, and inquiries should be sent to Jack Rouse, President, Connecticut DX Club, 96 Ward St., Wallingford, Conn.

aired Sundays only at 0315-0345 on 11,780 kc. and is beamed to the Antarctic Expedition. (GS, MV, 348)

Panama—HOH7, *Circuito RPC*, Panama City, is heard well on 9685 kc. from 2300 with time signals and various anmts in Spanish. S/off is at 0004. All anmts are followed by two notes on a gong. (344)

Peru—OBX4M, *R. Panamericana*, Lima, 5980 kc., has been found from 0015 to 0100/close with frequent ID and varied types of music as well as many commercials. The ID is given with one bell. (7)

Poland—Warsaw operates to N.A. at 0600-0630 and 0715-0745 on 17,800 and 15,275 kc. and at 1930-2030 and 2130-2230 on 17,800, 15,275, and 11,705 kc. The mailbag is featured Mondays at 1930. At times, 11,820 kc. is used instead of 11,705 kc. (JC, CQ, 277, 287, 420)

Sarawak—Kuching operates as follows: 2300-0030 on 9565 kc. (Monday through Saturday); 2300-0130 on 9565 kc. (Sunday); and 0300-0930 on 7160 and 4950 kc. (daily). The 5052-kc. channel has been discontinued. (338, 349, 378)

South Korea—The Korean B/C Service is scheduled as follows: to Japan at 0800-0830 on 7180 and 9640 kc. (Japanese); to N.A. at 0030-0130 on 11,925 kc. and to Hawaii at 0300-0400 on 11,925 kc. (English and Korean); to S.E. Asia at 0900-1000 on 9640 kc. (English and French). All xmts used are 100-kilowatt units. (314)

Southern Rhodesia—News in Eng. can be heard from Salisbury on 9505 kc. at 0600-0610. This is a BBC relay. (313)

Surinam—PZC, Paramaribo, 15,406 kc., can be tuned Mondays at 2000-2005 in Eng. and daily at 2000-2030 (Mondays from 2005) in Dutch. (349)

Sweden—*R. Sweden*, Stockholm, transmits to Eastern N.A. from 0900 on 17,840 kc. and from 2045 on 11,810 kc., to Western areas from

SHOOT TV TROUBLE FAST

With H. G. Cisin's Copyrighted RAPID "TV TROUBLE SHOOTING METHOD"

Without experience or knowledge, this guaranteed new method of servicing TV sets enables you to DIAGNOSE TV troubles as rapidly as an expert. **NO THEORY—NO MATH**—you can locate all faults in record-breaking time regardless of make or model. "TV TROUBLE SHOOTING METHOD" is the most valuable aid to TV servicing ever written. Be a TV Trouble Diagnostician. Increase your present earnings. Open your own Profitable Business or get a high-paying skilled job.

It's all in this book . . .

Nothing more to Pay—Nothing else to Buy

Alphabetically listed are 85 picture troubles, over 58 raster and 17 sound troubles. By this unique copyrighted method you know EXACTLY WHERE the trouble is; plus step-by-step instructions, including 69 RAPID CHECKS, help to find faulty parts. **IS IMPORTANT PRELIMINARY CHECKS NEED NO INSTRUMENTS!** Of the 69 Rapid Checks, OVER 65 ALSO REQUIRE NO INSTRUMENTS! Rapid checks include emergency checks for distorted pictures, defective tubes including PIX tube, plus 57 others. **ALL EXPLAINED IN SIMPLE LANGUAGE. PERFORMED WITHOUT INSTRUMENTS. MANY CHECKS USE THE PICTURE TUBE AS A GUIDE.**

H. G. Cisin, the author, is the inventor of the AC/DC midget radio. He licenses RCA, AT&T, etc. He has also trained thousands of technicians now owning their own prosperous TV service organizations or holding highly paid TV positions. 115 years of experience are embodied in this remarkable new book.

Guaranteed Money Back in 5 Days if Not Satisfied!

ABSOLUTELY FREE with each order: Your choice of Cisin's newest books: **BASIC ELECTRICITY—Vol. 1** or **TV-RADIO TUBE SUBSTITUTION GUIDE**. These sell for 50c ea. **ACT NOW**—get 2 books postpaid at cost of only one!

\$1 Post-paid

RUSH COUPON NOW!

H. G. CISIN, Consulting Engineer—Dept. P-34
Amagansett, N. Y.

Enclosed \$1. Rush Trouble Shooting Method and free book marked above (if not marked Basic Elec. will be sent).


Send all 3. Enclosed and \$1.50.

Name

Address

City Zone State

NOW—faster, easier ball-bearing drive for GREENLEE chassis punches



New GREENLEE Ball-Bearing Drive Nuts and Drive Screws reduce friction and make it easier than ever to cut smooth, accurate holes with GREENLEE No. 730 round Radio Chassis Punches. The new faster drives are available for all round-type GREENLEE Punches sizes 11/16" through 2-25/32". Operate with ordinary wrench for quick socket openings etc. in metal, bakelite, or hard rubber.



GREENLEE TOOL CO.

2390 Columbia Avenue
Rockford, Illinois

LEARN
**RADAR MICROWAVES
 COMPUTERS
 TRANSMITTERS**
CODE • TV • RADIO

Phila. Wireless Technical Institute

1533 Pine St. Philadelphia 2, Penna.

A Non-Profit Corp. Founded in 1908

Write for free Catalog to Dept. P-1058

BE INDEPENDENT

Run Your Own TUBE Business

We'll help you start a successful "Do-It-Yourself" Tube Tester Route. Get your share of today's Big Business in Self-Service Tube Sales! This modern, Sturdy

FREE TUBE TESTER

included with "Package Deal" order for Nationally Sold ZALYTRON Quality Brand Receiving Tubes. For full details, write for Booklet "P"

ZALYTRON
 TUBE CORPORATION
 220 West 42nd St., N. Y. 36, N. Y.



W2HSU

CALL PLATES — CUSTOM MADE TO YOUR ORDER. Show your Call Letters proudly in a bold new, distinctive style plate. Silver anodized aluminum cast letters—Giant size 3 1/2" high—Three dimensional effect. Permanently mounted on jet black enamelled background. Overall size 4 1/2" x 16". Hang in your shack or on your car. Immediate delivery. Only \$5.95 ppd. Satisfaction guaranteed.

CRAFTSMAN • 285 Jay St. • Brooklyn 1, N. Y. • MA 5-3344



**EXACT REPLICA
 U. S. ARMY
 GRENADE**

Get a real bang when you toss this replica of an Army grenade. Startle ex-G.I.'s. Explodes automatically 4-seconds after pulling pin as it strikes ground. Can't break. Heavy gauge steel firing mechanism. Uses standard caps. Can be exploded over and over. Comes complete with instructions.

Send \$1.98 plus 25¢ shipping charge—cash, check or money order to: Standard American Suppliers, Inc. Grenade Dept. PE-10, One Park Avenue, New York 16, N. Y.

\$1.98

FAMOUS MAKE HI-FI 12 WATT AMPLIFIER

Excellent For 2nd Amplifier For Stereo

6 MONTHS GUARANTEE! ONLY \$26.95

NOT A KIT!

Features: Full 12 watts output push-pull 6V6S. Separate bass and treble tone controls. Output transformer tapped at 4, 8, and 16 ohms. Built-in pre-amplifier.

SEND FOR FREE CATALOG. WRITE DEPT. PE

CUTICK ELECTRONICS HI-FI RADIO AND PARTS

171 WASHINGTON ST. WO 2-5866 N. Y. 7, N. Y.

2215 on 11,810 kc. Swedish lessons are noted Fridays and a DX program on Mondays at 2045. (RB, RP, 277)

Switzerland—Berne has two xmsns daily to N.A.: 2030-2215 on 6165, 9535, and 11,865 kc.; and 2315-0000 on 9535, 11,865, and 15,305 kc. The "Youth Magazine" is on Sundays and a popular jazz show on Wednesdays. (MH, VV, 277, 421)

Tahiti—R. Tahiti, Papeete, 6135 kc., is being well heard in Western areas at 0000-0230 in French, at 0230-0245 in Eng. Other xmsns in-

SHORT-WAVE CONTRIBUTORS

- Peter Burggraaf (PB), Santa Ana, Calif.
 Robert Baxter (RB), Stanton, Tenn.
 Jack Carr (JC), Cincinnati, Ohio
 Wilmot Guthke (WG), Charleston, S. C.
 Mike Hakes (MH), Decatur, Ind.
 Terry Havel (TH), McHenry, Ill.
 Paul Jackson (PJ), Gloucester, N. J.
 Nels Knutzen (NK), Green Bay, Wis.
 Lloyd Lech (LL), Phoenix, Ariz.
 Donald Maddox (DM), Ozark, Mo.
 Richard Powers (RP), Detroit, Mich.
 Chris Quigg (CQ), Bethlehem, Pa.
 Gary Slattery (GS), Florida, N. Y.
 Martin Van Gorder (MV), Detroit, Mich.
 Vincent Van der Hyde (VV), Huron, S. D.
 Bill Flynn (7), Pittsburgh, Calif.
 Peter Risse (23), Atlanta, Ga.
 Grady Ferguson (59), Charlotte, N. C.
 John Beaver (61), Canon City, Colo.
 Bill Hutchinson (76), Baltimore, Md.
 Dorothy Sanderson (94), Malvern, Australia
 Roger Legge (100), McLean, Va.
 Donald Chester (165), Woodlawn, Tenn.
 Dave Haley, Jr. (277), Jamaica Plain, Mass.
 Bob Kapsch (282), Roselle Park, N. J.
 Val Angell III (287), Minneapolis, Minn.
 Denny Avers (313), Keyster, W. Va.
 Byong-Joo Cho (314), Pusan, S. Korea
 Esther Cottingham (338), Redwood City, Calif.
 Fred Colley, Jr. (344), West Palm Beach, Fla.
 Glenn Cuthrell (348), Maxton, N. C.
 Warren Chamberlin (349), Riverside, Calif.
 Larry Kramer (353), Brighton, Colo.
 P. J. Arendt (378), Aurora, Ill.
 August Balbi (400), Los Angeles, Calif.
 Jack Allen (409), Hanford, Calif.
 Sheldon Chorney (412), Brooklyn, N. Y.
 Bill Kahn (418), Houghton, Mich.
 A. R. Niblack (420), Vincennes, Ind.
 Rodney Burns (421), Wayne, Pa.
 Stan Head, Jr. (438), Huntington, W. Va.

clude Tahitian at 2245-0000, 1700-1715, and French at 1715-1800. (VV, 409)

Tangier—On "Report from the USA" over the VOA in the 16-, 19-, and 31-meter bands, the Ham Show is heard at 1600-1630. (165)

Vatican City—The Vatican can be heard as follows: 1755 with IS; 1830-1845 in Spanish to South America; 1930-1945 in Spanish to Central and Northern South America on 9646 kc.; 1000-1015 and 1515-1530 in Eng. on 9646, 11,625, and 15,120 kc. They s/off with the bells of St. Peters. (23, 76, 313, 418, 420)

Venezuela—YVXJ, R. Barquisimeto, Barquisimeto, has moved from 9510 kc. to 9505 kc. and is announcing the use of a new 15-kilo-watt xmtr. (100)

Unidentified stations—A check of 9540 kc. showed a Spanish speaker at 2215 with ID as Radio Central. It may be long-lost TGDx, Guatemala, that formerly was listed for 9700 kc. (420)

A station with an ID of R. Universidad has been noted on 9608 kc. from 0100 to 0200/close in Spanish. The program of light mood music is uninterrupted except for the ID. (61) —30—

● Fill out coupon below for FREE Olson catalog



new **BOGEN**

Model RB-115

AM-FM TUNER AMPLIFIER

Combination

Striking in style and a new departure in component design with magnificent sound never before obtainable in a receiver this size. On a single compact chassis the RB-115 combines a sensitive and selective AM-FM tuner, 15 watt power amplifier and complete preamplifier. The RB-115 provides inputs for tape recorder, phonograph and other audio sources. Flexible control of loudness, speaker selection, scratch and rumble. 9 controls; volume, bass, treble, selector (with 3 equalization positions), lo-filter, hi-filter, loudness switch, speaker selector, and tuning. Frequency range: FM: 88-108 MC; AM: 520-1640 KC. Frequency response: 20-20,000 CPS ± 1DB. For 117 volts AC 60 CPS. Shpg. wt. 23 lbs.

Order Olson Stock No. AM-109 **\$149⁵⁰**
 Less cabinet
 Cabinet for above—Stock No. CA-112...\$7.50

FREE!

Buy the Bogen RB-115 and receive the Shield-Crest Speaker System as a FREE Gift from...

OLSON!



GET
ALL
FIVE
UNITS
FOR
ONLY...

\$149⁵⁰

SEE and HEAR

This Hi-Fi system in any of Olson's Gigantic Bargain Stores shown at right...

AKRON.....73 E. Mill Street
 CHICAGO.....4101 N. Milwaukee Ave.
 CHICAGO.....123 N. Western Ave.
 CLEVELAND.....2020 Euclid Ave.
 PITTSBURGH.....5918 Penn Ave.
 MILWAUKEE.....423 W. Michigan
 BUFFALO.....711 Main Street

"Shield-Crest Speaker System"

New! A 3-way speaker system with automatic cross-over at THREE points: 700 cps, 3500 cps and 9000 cps. Consists of a 12" Woofer, 5" Midrange and 2" Tweeter. The cross-over network is completely wired and contains 2 air core inductances as well as the necessary resistors and condensers. Cone resonance of the Woofer is 34 cps, your assurance of deep, clean bass response. A feature of this system is the "floating mid-range" which enables the midrange speaker to operate not only in its usual range but well into the high frequency section. Complete with step by step instructions for mounting. Finished in Royal Purple. Shpg. wt. 13 lbs.

(Don't miss the editorial on this speaker system as found in the September Issue of Radio and TV News.)

Order Olson Stock No. AS-321

COMPLETE **\$24⁸⁸**

MAIL YOUR ORDER TO:

OLSON RADIO WAREHOUSE

P-108 Forge Street — Akron 8, Ohio

SEND BOTH-Bogen RB-115 and the FREE Shield-Crest Speaker System for \$149.50 plus shipping costs for 36 lbs.

SHIP VIA:

Parcel Post

Express

C. O. D.

\$5 deposit on C.O.D.'s.

Pay balance on arrival.

Send FREE Olson Catalog Only.

NAME _____
 ADDRESS _____
 CITY _____ ZONE _____ STATE _____

Olson Radio Warehouse

P-108 FORGE STREET
AKRON 8, OHIO

TUBES "TAB" TESTED GUARANTEED

New Surplus & Used 12th Year in Business

0A2	.80	9LP7	1.00	6Q6	2.00	7Q7	.79
0B2	.72	47	1.00	6X4	2.00	12A6	.59
0B3	.82	7193	20 \$1	6CA	2 \$1	12AT6	.59
0C3	.84	434A	1.98	6H6	2 \$1	12AT7	.79
0D3	.80	NW3A	2 \$1	6CG6	6.93	12AV6	.59
0Z4	.50	5B4	\$2	6CD6	1.49	12AV6	.59
1AX2	.98	5U4	.59	6J5	.59	12AX4	.79
1B3	.78	5Y4	.59	6K6	2 \$1	12B7	.79
1L4	.88	5Y3	.59	6K6	2 \$1	12BH7	.89
1R4	.88	6A84	.59	6K7	.79	12BY7	.89
1U4	5 \$1	6AC7	.79	6L6	1.19	12CA7	.69
1R5	.68	6A84	.59	6K4	.59	12SK7	.69
1S4	.78	6A4	.89	6SA7	.79	12SN7	.69
1S5	.68	6A84	.59	6SH7	.69	12SQ7	.69
1T4	.68	6A84	.59	6S7	.79	12S7	.69
1U5	.59	6AL5	.59	6SK7	.69	19BQ6	1.69
1X2	.66	6AQ5	.66	6SL7	.69	25BQ6	1.29
2021	.68	6A85	.75	6SN7	2 \$1	25E6	.79
388A	2 \$1	6AT6	.49	6SQ7	.59	35C5	.59
2V3	2 \$1	6AU4	.89	6T4	1.19	35L6	.59
354	10 \$1	6AU6	.59	6T8	.98	35W4	.59
955	4 \$1	6AX4	.79	6U8	.89	35Z5	.55
957	4 \$1	6AX4	.79	6V6	.59	50A5	.60
959	4 \$1	6AX5	.59	6V6	.59	50B5	.60
1623	4 \$1	6BE6	.59	6X4	.39	50C5	.69
1626	5 \$1	6BF6	.79	7A8	.79	50L6	.69
1629	4 \$1	6BF6	.79	7C5	1.79	50L6	1.00
807	1.15	6BK5	.89	7F7	.79	76	5 \$1
808	.89	6BL7	.99	7F8	.79	77	5 \$1
58P1	3.98	6BNG	.89	7N7	.79	10Y	3 \$1

"TAB" FINEST HI-FI RECORDING TAPE
 7" Reel—1200 Ft. Per Reel **\$1.45** Lots of 6
 Highest Quality Hi-Fi Precision Coated. Add 15¢ each P.P.
"ERIN" MFR & PROCESS, quality controlled, constant output
 Noise Free Plastic Tape. Frequ. 7 1/2 KPS, 40-15KC Oxide-Wnd-In.
 New 1st Quality "MYLAR" 2400 Ft. 7" Reel \$1.50 ea.
"ERIN" GLOSS & PROCESS RECORDING TAPE \$4.49 @ 3/312

"TAB"—for—KITS!—from—"TAB"
 Each "TAB" Kit Contains the Finest Selection of Top Quality Components in the Most Popular Values and Sizes

Kit 35 Precision Resistors	Kit 40 Insulators
Kit 10 Switches	Kit 35 Power Resistors
Kit 75 Resistors 1/2, 1, 2W	Kit 75 Micro Condensers
Kit 150 Carbon Resistors	Kit 5 Crystal Diodes
Kit 45 Panel Lamps	Kit 250 ft. Hook Up Wire Astd.
Kit 12 Electronic Cond's	Kit 100 Fuses, Ass'd.
Kit 15 Volume Controls	Kit 100 Ceramic Condensers
Kit 36 Tube Sockets	Kit 50 Coil Forms
Kit 65 Tubular Condensers	Kit 6 Crystals & Holders
Kit 500 Lugs & Eyelets	Kit 65 Inductors & Coils
Kit 10 Bathtub Oil Cond's	Kit 5 Microswitches
Kit 5 lbs. Surprise Package	Kit 10 Wheat Lamps
Kit 10 Transmit Micro Cond's	Kit 5 Transistors

Order Ten Kits Each one of the Above
 We Ship Eleven! I I KITS ONLY..... **99¢**

INFRARED SNOOPSCOPE
 SEE IN DARK TUBE
 Selected GTD. Image Converter Tube, Hi-sensitivity
 simplified design 2" dia. Willemite screen—Hi-Res.
 output. Tube & Data. \$5 @ 2 for \$9
SNOOPSCOPE POWER SUPPLY KIT
 Model PS201K—4500 VDC/35MA Supply using dual
 doubler ckt. Less chassis & grill..... **\$13.95**

NEW GTD RADIO & T.V. RECTIFIERS
 35MA 40¢ @. 6 for \$2; 65MA 45¢ @. 5 for \$2; 75MA 49¢ @.
 5 for \$2; 100MA 59¢ @. 6 for \$3; 150MA 70¢ @. 8 for \$5;
 250MA 79¢ @. 6 for \$4; 300MA 65¢ @. 10 for \$6; 350MA 75¢
 @. 10 for \$7; 400MA \$1.10 @. 5 for \$5; 500 MA \$1.10 @.
 SILICON 500MA/100°C/280VAC/400p.p.v. Rectified Hmt Sealed
 \$1.50 @. 5 for \$6.50. Rectifier Orders \$10, Postpaid 48 States!

NEW COMPUTER TRANSFORMER LOGIC CIRCUIT TOROID
 Toroid—Use as gate or counting circuit or logic
 drive in many designs. 3 windings. 200MA/7
 2Microseconds switching time wound core
 "SPRAGUE" Type 40Z6 design, fits 9 pin
 miniature socket & instructions.
 \$1.50 each, 5 for \$5. 100 for \$75—all P.J.D.

SEND 25¢ TODAY FOR OUR NEW CATALOG
**BATTERY CHARGER KIT 2 TO 4 Amps. CHARGES 2-4-8 &
 12 VOLT BATTERIES. KIT BCK-1 \$11; BUILT..... \$12.75**

Infrared Receiver Assembly USN/US/AM-R1400,
 Direct Viewing Telescopic Unit. Changes invisible
 infrared energy into a visible image on an inbuilt
 screen including infrared filter & radioactive charging
 system. Navy cost \$216 includes inst., case & data. Special \$21.

TPSK2—KIT FOR DC POWER FOR TRANSISTORS!!
 Transistor! Filtered Power Supply Kit used to power transistor
 circuits, amplifiers, etc. Delivers 13VDC at 2AMP's filtered less
 than 0.5% ripple or 28VDC at 1A TPSK2 Kit \$18. TPS2W
 assembled & wired \$24. Add 60¢ Postage!

NEW "TABTRON" SELENIUM RECTIFIERS
 FULL WAVE BRIDGE One Year Guarantee

18VAC/14VDC—1 Amp.	\$1.40;	2A \$2.00;	3A \$2.90;
4A \$3.90;	6A \$3.95;	10A \$5.95;	12A \$7.20;
36VAC/24VDC—1 Amp.	\$2.80;	2A \$3.40;	3A \$4.10;
4A \$6.40;	6A \$7.70;	10A \$11.35;	12A \$14.25.

18 VOLT FULL WAVE DC. PARTS PACKAGE, CONTAINS BRIDGE
 RECTIFIER, & Tapped 18V/4 to 6 Amp./6 AMP TRANS. 115 VAC
 Input, \$20 Value. Delivers 14 to 20 VDC, Ideal R.R. Special \$11

"TAB"
 TERMS: Money Back Gtd., \$2 min.
 order F.O.B. N.Y.C. Add shipping
 charges or for C.O.D. 25% Dep.
 Prices shown are subject to change.
 111WL Liberty St., N.Y. 6, N.Y. Rector 2-6245

ADVERTISERS INDEX

ADVERTISER	PAGE
Airex Radio Corporation	126
Allied Electronics Mfg. Co.	128
Allied Radio	23, 132
American Basic Science Club, Inc.	111
American Radio Relay League, Inc.	20
Apparatus Development Co.	133
Arkey	98
Audit Bureau of Circulation	139
Bailey Technical Schools	36
Bargain Gun Company	124
Best Telephone Laboratories	125
Burster-Appiebee Co.	140
CBS Mytron	18
Calculator Machine Co.	132
Capitol Radio Engineering Institute	19
Central Tech. Inst.	124
Century Electronics Co., Inc.	17, 137
Cisin, H. G.	141
Cleveland Institute of Radio Electronics	95
Commercial Trades Institute	134
Communications Associates	134
Coyne Electrical School	5, 39, 121
Christy Trades School	142
Craftsman	145
Cutick Electronics Hi-Fi Radio and Parts	142
DeVry Technical Institute	7
Ebe Inc.	132
ELCO	38, 40
Electronic Kits	118
Electronic Measurements Corp.	22
Electro-Products Laboratories	132
Electro-Voice, Inc.	24
Eric Rostor Corporation	12
Garfield Co. Inc., Oliver	27, 28, 29
Garrard Sales Corporation	21
General Electric Company	138
Glaser-Steers Corp.	123
Gonset	108
Grantham School of Electronics	139
Greenlee Tool Co.	141
Grove Electronic Supply Company	145
Gyro Electronics	114
Handicraft Tools, Inc.	145
Heath Company	102, 103, 104, 105, 106, 107
Hi-Fi Annual & Audio Handbook	102, 103, 104, 105, 106, 107
Hi-Fi Directory & Buyer's Guide	110
Indiana Technical College	138
Instructograph Company	124
International Correspondence Schools	135
Johnson Company, E. F.	133
Johnson & Co.	145
Jones Co., Vane A.	134
Key Electronics Co.	136
L.R. Electronics Corp.	140
Lafayette Radio	99, 100, 101
Lektron	117
Liberty Tube Co.	137
McGraw-Hill Book Co.	96
Midway Company	134
Midway Welder	124
Milwaukee School of Engineering	129
Moss Electronic Dist. Co., Supply Kit	148, 3rd & 4th Cover
National	2nd Cover
National Radio Institute	115, 116, 131
National School of Electronics	131
Northwest Schools	127
O'Brien & Harvey Jacobson, Clarence A.	138
Olson Radio Warehouse	143
ORRadio Industries, Inc.	30
Pacific International University	138
Pacific States University	136
Paco Electronics Co., Inc.	140
Palmer, Joe	145
Phila. Wireless Technical Institute	142
Photography Annual	128
Picture Tube Outlet	136
Popular Electronics Classified	147
Popular Electronics Subscriptions	114, 136
Port Arthur College	136
Progressive "Edu-Kits" Inc.	109
Quality Electronics	138
RCA Institutes, Inc.	31
Radio Engineering Institute	26
Radio Shack Corp.	34
Radio-Television News Stereo Issue	143
Radio-Television Training School	93
Rek-O-Kut Co., Inc.	91
Rinehart & Co., Inc.	16, 123
Scherr Co., Inc., Geo.	132
Schober Organ Corp., The	140
Science & Mechanics	134
Sprayberry Academy of Radio-Television	3
Standard Enterprises	14
Stampex Co.	130
Standard American Suppliers Inc.	142
Standard Line Electric Company	113
Sun Radio & Electronics Co., Inc.	126
"TAB"	144
Telematic Industries Inc.	120
U. S. Air Force	97
Universal TV-Electronics School	138
University Loudspeakers, Inc.	96
Valparaiso Technical Institute	140
Van Norman Industries, Inc.	112
Van Nostrand Co., Inc., D.	98
Vidaco Elec. Mfg. Corp.	130
Vidaco Electric Company	119
Weathers Industries	35
Western Electronics Company	134
Western Radio	130, 136, 138
Whitehall Pharmaceutical Co.	8
Wholesale Radio Parts, Inc.	133
World Radio Laboratories	133
Your Career In Electronics	94
Zalytron Tube Corporation	132, 142

**POPULAR
ELECTRONICS**

BARGAIN BASEMENT

SAVE ON THESE SPECIAL BUYS OF THE MONTH

CUSTOM CABINETS

Perforated front & bottom for ventilation. Modern design, heavy gauge steel. Gold & Black, White & Coral. For intercoms, Photo Oscillators, Tuners, Receivers, Amplifiers, etc. Postpaid. Cash with Order.


For 4x6 Chassis \$1.95
5x7 Chassis 3.25
7x11 Chassis 4.50



SPEAKER WALL PLATES

Hi-Fi installations, car & stationwagon rear seat speakers, intercoms, etc.
WPS for 4" & 5" Speakers \$1.75
WPS for 8" Speakers . . . 2.25

JOHNSON & CO., Dept. E10-219,
Oakhurst, N. J.



DIAGNYZER

**ELECTRONIC
TESTER**

for DO-IT-YOURSELF SERVICING

COMPLETE TRAINING COURSE AND SERVICE MANUAL
INCLUDED FREE WITH EACH INSTRUMENT

INDISPENSIBLE—FOR TV, RADIO, HI-FI
Appliances, Autos, Electrical Tools. Used in Home,
Shop and Farm. Checks Radio and TV Tubes, Com-
ponents, Voltages and Circuits, etc.

INEXPENSIVE TO OWN, EASY TO USE
Anyone can do servicing with this wonderful instru-
ment, pays for itself the first time you use it. Best
value for money, nothing else like it. Write Today.



APPARATUS DEVELOPMENT CO.

Dept. K Wethersfield, Conn.

METAL LOCATOR ENTHUSIASTS

This is for you . . . RC-1141-C amplifier, the electronic heart of the famous SCR-625 mine detector. This unit is brand new with 2-1N5 and 1-1G6 vacuum tubes, in steel carrying case with handle; net weight with batteries is only 10 pounds. It operates from internal batteries (not included) and is complete with schematic diagram of the whole SCR-625 detector set. Case measures 14" by 6" by 5" including hinged cover. Operating panel hinges out for easy access to interior shock mounted chassis. This is a 1000 cycle fixed frequency amplifier. Brand spanking new, and a once-in-a-lifetime bargain at \$5.95. Set of 3 spare vacuum tubes \$1.00. Shipping weight 12 pounds.

Write for free government surplus bargain bulletin

JOE PALMER, P. O. Box 6188 CCC, Sacramento, California

TRANSISTOR EXPERIMENTER'S KIT !!!

Contains Basic Components Needed For
Popular Transistor Circuits, Constructional Articles

All Brand New Components at a Tremendous Saving To You!!

- | | |
|---------------------------|-------------------------------|
| 1—CBS Power Transistor | 5—Ass'd. Sub-Min. Vol. Contr. |
| 2—PNP Transistors | 50—Assorted Condensers |
| 2—NPN Transistors | 4—Transistor Transformers |
| 1—Loopstick | 100,000 PRI. — 1500 CT SEC. |
| 3—Min. I.F. Transformers | 20,000 — 1000 |
| 1—Min. 365 MMF Var. Cond. | 15,000 — 200 |
| 1—1 1/2" Min. Speaker | 400 CT — 8 or 3.2 |
| 1—Matching Trans. | Power Transistor Manual |
| 50—Assorted Resistors | Transistor Component Catalog |

ALL FOR ONLY \$10.95

GROVE ELECTRONIC SUPPLY COMPANY
4103 W. BELMONT AVE. CHICAGO 41, ILLINOIS
INCLUDE POSTAGE WITH ORDER OR 50% DEPOSIT
SEND FOR LATEST BARGAIN FLYER

Say You Saw It in POPULAR ELECTRONICS

RADIO CONTROL Headquarters

- For Models FREE Send for FCC Form 505 & Catalog "P"
R/C RECEIVER 27 1/4 Mc, Compl. w. Relay, Tube, Access. \$3.95
R/C TRANSMITTER & RECEIVER KIT, 27 1/4 mc. 5 watt 2-Tube
Simple Transm. & 2-Tube Rec. incl. Drilled Bases, Wound
Coil, Res., Cond., SIGMA Relay, Instruc. 9.95
HANDIE-TALKIE Transmitter & Receiver Chassis, New,
Wired, with tube—2 Triodes 7.65
SIGMA 4F RELAY: 8,000 ohm. \$4.25 6 Reed Relay 14.95
2-6V Battery Charger Kit, \$4.95 wired 6.95
R/C BOOKS: Model Control \$1; Radio Control \$1; Handbook 2.25
CRYSTALS: 27.255 Mc. \$2.85 HOLDER .15
2" METERS 0-1 Ma. \$3.65 500 MicroA \$2.95; 3 Ma. 2.95
RELAY CONTROL UNIT
incl. Sensitive 10,000 ohm Sig-
ma Relay (1 1/2 Ma) Thermal Bi-
metal Strip, Heating Element, Hi Z Audio Choke, Mini
Alnico V Magnet, Neon Lamp, Resistors, Capacitors, only
TUBES: XFG1, RK61, 2A4, 3A5, 1A6A, 6X4, Transistor .99
RELAYS: 10K ohm, 2 Ma DC or 110V AC SPDT. 95c; SPST .85
GYRO ELECTRONICS 36 WALKER ST., P.
NEW YORK 13, N. Y.

excellent supplementary
reading for the
technician on

STEREO

in October Radio
& TV News

The October issue of Ra-
dio & TV News contains the
most complete rundown on
stereo sound in its history!
Eleven big articles devoted
to a thorough technical anal-
ysis of stereophonic sound:



- PICKUP CARTRIDGES FOR STEREO
- STEREOGRAPHIC CARTRIDGE DIRECTORY
- STEREO TAPE OR DISC?
- STEREO BROADCASTING—
NOW AND IN THE FUTURE
- STEREO DISC RECORDING METHODS
- STEREO DISC DIRECTORY
- SIMPLE STEREO AMPLIFIER
- BEHIND THE STEREO SCENE
- RICHARD BOONE TRIES OUT STEREO
- STEREO GLOSSARY
- STEREO TAPE DIRECTORY

All this in addition to Radio & TV News' regu-
lar monthly features on TV servicing, elec-
tronics industry news and construction!
Don't miss the October issue of Radio & TV News
—on sale now.

Classified

RATE: 50¢ per word. Minimum 10 words prepaid. December issues close October 3rd. Send order and remittance to: POPULAR ELECTRONICS, 1 Park Ave., New York 16, N. Y.

FOR SALE

TRADEIN TV sets—hundreds shipped everywhere: \$9 up—also color. Write Justis Bros., Newport, Del.

TELEVISION & Radio Tubes. Parts and Supplies. Guaranteed. Write Hi-Quality Tube Co., Inc., 284 Lafayette St., Rahway, New Jersey.

TUBES-TV, Radio, Transmitting and Industrial Types At Sensibly Low Prices. New, Guaranteed 1st Quality Top Name Brands Only. Write For Free Catalog or Call Walker 5-7000, Barry Electronics Corp., 512 Broadway, New York 12N, N. Y.

NEW! Pocket radio transmitter uses transistor. Plans 25¢. Free literature on all our products available at factory prices. Springfield Enterprises, Box 54-E-10, Springfield Gardens 13, N. Y.

WALKIE-TALKIE chassis \$7.98. See our display ad in this issue. Springfield Enterprises.

WALKIE-TALKIE. Build wireless portable radiophone for less than \$10.00. Plans for variable frequency and crystal control types, only 50¢ for both, including assembly photographs. Springfield Enterprises, Box 54-E-10, Springfield Gardens 13, N. Y.

CITIZEN'S band radio plans for building your own receiver and information on transmitter design, FCC requirements, etc. plus special discount on type approved transceivers. All for \$1.00. Springfield Enterprises, Box 54-E-10, Springfield Gardens 13, N. Y.

DIAGRAMS for repairing radios \$1.00, Television \$2.00. Give make, model. Diagram Service, Box 672-PE, Hartford 1, Conn.

GOVERNMENT Surplus Receivers, Transmitters, Snooperscopes, Parabolic Reflectors, Picture Catalog 10¢. Meshna, Malden 48, Mass.

GOVERNMENT Sells—Surplus Electronics; Walkie-Talkies; Test Equipment; Oscilloscopes; Radar; Sonar; Surplus Aircraft; Boats; Jeeps; Misc.—You buy direct now from U. S. Government Depots at fractions of Army and Navy costs—Send for bulletin "Depot List & Procedure" \$1.00. Box 8-PE, Sunnyside 4, N. Y.

TELEVISION Sets \$11.95 Plus Shipping. Jones, 147 High Street, Pottstown, Pa.

SCHEMATIC drawing of any radio or television. Only 59¢ postpaid. Send make and model number. DX Radio Coop, Box 5938c, Kansas City 11, Missouri.

TRANSISTORIZED Pocket F-M Radio. Ekeradio, 650 North Fair Oaks, Pasadena, California.

FM Tuners, 88-108 megacycles, 4 tubes complete, \$12.95. Grutman, 1 E. 167 St., New York 52, N. Y.

FLUX 'Em All! Water soluble soldering flux for most common metals, non-corrosive, safe on printed circuits, 4 oz. jar \$1.00 ppd. Polyfinish Corporation, P.O. Box 131, Brooklyn 26, N. Y.

FREE information on Printed Circuits. Circuit Laboratories, Box 52PE, Norwalk, Connecticut.

RADIO, Television, Recorder, Amplifier repair diagrams \$1.00. Give make and model. Air service. Mac's Service. 11557 Evanston, Seattle, Wash.

"20 **DISTANCE** Crystal Set Plans" handbook. Transistor experiments and catalog—30¢. Laboratories, 1131-L Valota, Redwood City, California.

CRYSTALS: Airmailed. Novice, Experimental, Marine. FT-243, .01%, Any Kilocycle 3500 to 8600 \$1.00, 8601 to 21,500 \$1.95, 1700 to 3499 \$1.75. Crystals since 1933. Write. C-W Crystals, Box 2065P, El Monte, Calif.

"**TRANSISTORS** for Beginners." At last a treatment of transistors you can easily understand. Clearly describes in simple language transistor action, amplification, biasing, NPN and PNP transistors, etc. Completely diagrammed. A must for beginners. \$1.00. P. Polton, 3702 E. Oakwood, South Milwaukee, Wisconsin.

FREE Discount Catalog—Fluorescent fixtures, kits, parts. Shoplite, 650E Franklin, Nutley 10, New Jersey.

METERS—New and Used—Free list. All makes and models repaired. Bigelow Electronics, Box 1, Bluffton, Ohio.

CRYSTALS Guaranteed 2 to 80 meters FT-243 Holders 3 for \$1.00, SSB Crystals FT-241A 10¢ ea. Lists available. Quaker Electronics, 1040 West Main St., Plymouth, Penna.

USED Automobile Radios for parts and repairs \$5.00, each, American Auto Parts Company, 2127 East Washington Street, Indianapolis, Indiana, everything automotive.

KITS—\$2.98 each. Resistance box, Tube checker, Capacitance box. Special! Order 2—get one free. Includes instructions, new parts, surplus case. Hi Voltage probe—29¢. 3 Alignment tools—29¢. New, used, surplus parts assortment—\$1.89. Allkit, Box 98, Midwood Station, Brooklyn 30, N. Y.

WANTED

CASH Paid! Sell your surplus electronic tubes. Want unused, clean transmitting, special purpose, receiving, TV tubes, magnetrons, klystrons, broadcast, etc. Also want military & commercial lab test and communications gear. We swap too, for tubes or choice equipment. Send specific details in first letter. For a fair deal I write, wire or telephone: Barry, 512 Broadway, New York 12, N. Y. Walker 5-7000.

MERCURY, Platinum, Silver, Precious Metals. Ores Assayed. Mercury Refiners, Norwood, Massachusetts.

CYLINDER and old disc phonographs. Edison Conqueror, Idelia, and Oratorio models. Berliner Gramophones and Zono-o-phones, Columbia cylinder Graphophones, and Coin-operated cylinder Phonos. Want old catalogues and literature on early phonos prior to 1919. Will pay cash or trade late hi-fi components. Popular Electronics, Box 50, 1 Park Ave., New York 16, N. Y.

OLD Radios. Send description to Davis, 5237 Joe Herrera, El Paso, Texas.

INVENTIONS WANTED

INVENTIONS wanted. Patented: unpatented. Global Marketing Service, 2420—77th, Oakland 5, Calif.

INVENTORS—Inventions needed at once for Manufacturers, Cash or Royalty. Write Allen, P.O. Box 215, Dallas 21, Texas, Dept. 8.

SLIDES & MOVIES

FREE! Blackhawk's big sale catalog 8mm., 16mm. movies, 2"x2" color slides. Biggest selection anywhere! Projectors, cameras, supplies—big discounts! Get free, every three weeks, 12-page newspaper size bargain list! Blackhawk Films, Davenport 24, Iowa.

CORRESPONDENCE COURSES

COMPLETE Correspondence Course in Radio, TV, & Electronics. Only 12 sections. Includes 1st Class License Prep. Very low rates. Ascot School of Electronics, Box 29092, Los Angeles 29, Calif.

BUSINESS OPPORTUNITIES

BUY Wholesale! 25,000 Nationally Advertised Products. Get amazing Dealer Catalogs. Complete Details Free. American Wholesalers, 1841-DA Levee, Dallas 7, Texas.

VENDING Machines—No Selling. Operate a route of coin machines and earn amazing profits. 32-page catalog free. Parkway Machine Corporation, Dept. 12, 715 Ensor St., Baltimore 2, Md.

MAKE \$25-\$50 Week, clipping newspaper items for publishers. Some worth \$5.00 each. Particulars free. National, 81-PE, Knickerbocker Station, New York City.

TO \$100.00 Weekly. Sparetime, Home Operated Mail-order Business. Successful "Beginner's" Plan: Everything Supplied. Lynn, 10420-E National, Los Angeles 34.

OPERATE profitable mailorder business!! Write: Bond, 1637-X West Vernon, Phoenix, Arizona.

HIGH FIDELITY

DISGUSTED with "Hi" Hi-Fi Prices? Unusual Discounts on your High Fidelity Requirements. Write Key Electronics, 120 Liberty St., New York 6, N. Y. Evergreen 4-6071.

TAPE & TAPE RECORDERS

DISCOUNTS to 50%, recorders, tapes, hi-fi components, consoles, photograph equipment. Request specific prices only. Long Island Audio & Camera Exchange, 3 Bay 26th Street, Brooklyn 14-L, N. Y.

TAPE Recorders, Hi-Fi components, tapes. Unusual Values. Free Catalog. Dressner, 69-02F, 174 St., Flushing 65, N. Y.

RECORDERS, HiFi, Tapes. Free wholesale catalogue. Carston, 215-P, East 88 St., N.Y.C. 28.

HIGHEST Trade-In Allowances Toward Ampex, Concertone, Crown, Ferrograph, Presto, Pentron, Components. Accessories. Catalog. Boynton Studio, 10-PE Pennsylvania, Tuckahoe, N. Y.

RECORDERS, Tape Decks, Stereo Tapes, Accessories, Excellent Values, Catalogue. EFSCO, 270E Concord, West Hempstead, N. Y.

ELECTRICAL EQUIPMENT & SUPPLIES

ELECTRIC Pencil; Engraves all Metals \$2.00. Beyer Mfg., 10511-P Springfield, Chicago 43.

EMPLOYMENT INFORMATION

HIGH Paying Jobs, Opportunities, foreign, U.S.A. All trades. Companies pay fare. For information write Dept. 57N, National Employment Information, 1020 Broad, Newark, New Jersey.

SPECIAL SERVICES

BOOKS located; new, old, everywhere. Wiener Books, New Munich, Minn.

LEATHERCRAFT

FREE "Do-It-Yourself" Leathercraft Catalog. Tandy Leather Company, Box 791—J27, Fort Worth, Texas.

October, 1958

INSTRUCTION

ENGINEERING Degrees, Option Electronics earned through Home Study. Reference classes also available. Pacific International University, Colleges of Engineering, Physics, and of Business Administration. 5719-J, Santa Monica Boulevard, Hollywood 38, California.

ALL electronics fundamentals in one book: "Basic Electronics" 728 pages! Over 350 illustrations! \$2.25. Handling/mailing 25¢. Liebert-Koidel Distributors, Box 32, Darby, Pa.

LEARN While Asleep! Exciting details free. Research Association, Box 24-FF, Olympia, Washington.

ENTIRELY new trouble shooting technique that spots TV receiver faults so fast it will amaze you. Field tested and proven in practice. Eliminates all guess work. Send for free brochure #4. National Technical Research Labs, 432 N. Washington Ave., Whittier, Calif.

NAVY Electronics training course, one of the finest compiled, is available to the public. Excellent electronics instruction for beginners. Designed especially for self-study. Used in training Navy Electronics technicians. 512 pages. 280 diagrams and illustrations. 16 thorough quizzes with answers. This is a high quality course, containing excellent writing, artwork and printing. An outstanding bargain made possible by U.S. Government Printing and Price Control. For your copy send \$2.00 to: New England Book Distributors, Box 311, Watertown, Connecticut.

TECHNICAL INSTITUTES

ELECTRONIC and Aeronautical Engineering Technology. Two Year Courses. Bachelor of Science Degree in three years. Northrop Institute in Southern California prepares you for highly paid positions in Aviation and Electronic industries. Employment assistance during school and after graduation. Approved for Veterans. Write for free catalog. Northrop Aeronautical Institute, 1179 Arbor Vitae, Inglewood 1, California.

MISCELLANEOUS

SONGPOEMS And Lyrics Wanted! Mail to: Tin Pan Alley, Inc., 1650 Broadway, New York 19, N. Y.

EXTRAORDINARY Opportunity! Retire Now! Lead Liesurely Life. Remarkable Book Shows How. Free Details. Belmont, Wyckoff 92, New Jersey.

"WINEMAKING; Beer, Ale Brewing." Illustrated. \$2.00. Eaton Books, Box 1242-C, Santa Rosa, California.

POPULAR ELECTRONICS HAS A BUYER FOR YOUR USED EQUIPMENT

If you have equipment, components, or parts to sell, look to the classified columns of POPULAR ELECTRONICS for fast results.

Your message, placed in our classified columns, will be read by more than 265,000 electronics fans. Best of all, your classified ad need cost you no more than \$5.00.

For further information, write:

Martin Lincoln
POPULAR ELECTRONICS
One Park Avenue
New York 16, N. Y.

SHIPPED ON APPROVAL NO MONEY WITH ORDER NO C.O.D.

Superior's New Model 77

VACUUM TUBE VOLTMETER WITH NEW 6" FULL-VIEW METER

Compare it to any peak-to-peak V.T.V.M. made by any other manufacturer at any price!



Model 77—Vacuum Tube Voltmeter—

Total Price \$42.50

Terms: \$12.50 after 10 day trial, then \$6.00 per month for 5 months

- Completely wired and calibrated with accessories (including probe, test leads and portable carrying case) sells for only \$42.50.
- Employs a sensitive six inch meter. Extra large meter scale enables us to print all calibrations in large easy-to-read type.
- Uses new improved SICO printed circuitry.
- Employs a 12AU7 as D. C. amplifier and two 9006's as peak-to-peak voltage rectifiers to assure maximum stability.
- Uses a selenium-rectified power supply re-

sulting in less heat and thus reducing possibility of damage or value changes of delicate components. • Meter is virtually burn-out proof. The sensitive 400 micro-ampere meter is isolated from the measuring circuit by a balanced push-pull amplifier. • Uses selected 1% zero temperature coefficient resistors as multipliers. This assures unchanging accurate readings on all ranges.

SPECIFICATIONS

- DC VOLTS — 0 to 3/15/75/150/300/750/1,500 volts at 11 megohms input resistance.
- AC VOLTS (RMS) — 0 to 3/15/75/150/300/750/1,500 volts.
- AC VOLTS (Peak to Peak) — 0 to 8/40/200/400/800/2,000 volts.
- ELECTRONIC OHMMETER — 0 to 1,000 ohms/10,000 ohms/100,000 ohms/1 megohm/10 megohms/100 megohms/1,000 megohms.
- DECIBELS: —10 db to + 18 db + 10 db to + 38 db. + 30 db to + 58 db. All based on 0 db = .006 watts (6 mw) into a 500 ohm line (1.73v).
- ZERO CENTER METER—For discriminator alignment with full scale range of 0 to 1.5/7.5/37.5/75/150/375/750 volts at 11 megohms input resistance.

AS A DC VOLTMETER: The Model 77 is indispensable in Hi-Fi Amplifier servicing and a must for Black and White and color TV Receiver servicing where circuit loading cannot be tolerated.

AS AN ELECTRONIC OHMMETER: Because of its wide range of measurement leaky capacitors show up glaringly. Because of its sensitivity and low loading, intermittents are easily found. Isolated and repaired.

AS AN AC VOLTMETER: Measures RMS values of sine wave, and peak-to-peak value of complex wave. Pedestal voltages that determine the "black" level in TV receivers are easily read.

Comes complete with operating instructions, probe leads, and streamlined carrying case. Operates on 110-120 volt 60 cycle. Only.....

\$42.50
Net

The Most Versatile All-Purpose Multi-Range Tester Ever Designed!

Superior's New

Model 79

SUPER-METER

WITH NEW 6" FULL-VIEW METER

- A Combination VOLT-OHM MILLIAMETER.
- Plus CAPACITY, REACTANCE, INDUCTANCE, AND DECIBEL MEASUREMENTS.

- Also Tests: SELENIUM AND SILICON RECTIFIERS, SILICON AND GERMANIUM DIODES.

The model 79 represents 20 years of continuous experience in the design and production of SUPERMETERS, an exclusive SICO development. It includes not only every circuit improvement perfected in 20 years of specialization but, in addition includes those services which are "musts" for properly servicing the ever-increasing number of new components used in all phases of today's electronic production.

ANCE: 15 to 7 Henries. 7 to 7,000 Henries.

• DECIBELS: —6 to + 18, + 14 to + 38, + 34 to + 58.

The following components are all tested for QUALITY at appropriate test potentials. Two separate BAD-GOOD scales on the meter are used for direct readings.

- All Electrolytic Condensers from 1 Mfd. to 1000 Mfd.
- All Selenium Rectifiers.
- All Germanium Diodes.
- All Silicon Rectifiers.
- All Silicon Diodes.

Comes complete with operating instructions and test leads. Use it on the bench and on calls. Streamlined carrying case included, accommodates tester, instruction book and test leads. Only

\$38.50
Net

Specifications
• D.C. VOLTS: 0 to 7.5/15/75/150/750/1,500. • A.C. VOLTS: 0 to 15/30/150/300/1,500/3,000. • D.C. CURRENT: 0 to 1.5/15/150 Ma. 0 to 1.5/15 Amperes. • RESISTANCE: 0 to 1,000/100,000 Ohms. 0 to 10 Megohms. • CAPACITY: .001 to 1 Mfd. 1 to 50 Mfd. • REACTANCE: 50 to 2,500 Ohms. 2,500 Ohms to 2.5 Megohms. • INDUCT-

USE APPROVAL FORM ON NEXT PAGE

We invite you to try before you buy any of the models described on this and the following pages. If after a 10 day trial you are completely satisfied and decide to keep the Tester, you need send us only the down payment and agree to pay the balance due at the monthly indicated rate.

NO INTEREST OR FINANCE CHARGES ADDED!

If not completely satisfied, you are privileged to return the Tester to us, cancelling any further obligation.

TRY FOR 10 DAYS

before you buy! **then** if satisfactory pay in easy, interest free, monthly payments. See coupon below.

Superior's New Model 82 **A truly do-it-yourself type**

TUBE TESTER

TEST ANY TUBE IN 10 SECONDS FLAT!

- 1 Turn the filament selector switch to position specified.
- 2 Insert it into a numbered socket as designated on our chart (over 600 types included).
- 3 Press down the quality button—

THAT'S ALL! Read emission quality direct on bad-good meter scale.

FEATURES:

- Tests over 600 tube types. • Tests OZ4 and other gas-filled tubes. • Employs new 4" meter with sealed air-damping chamber resulting in accurate vibrationless readings. • Use of 22 sockets permits testing all popular tube types and prevents possible obsolescence. • Dual Scale meter permits testing of low current tubes. • 7 and 9 pin straighteners mounted on panel. • A1 sections of multi-element tubes tested simultaneously. • Ultra-sensitive leakage test circuit will indicate leakage up to 5 megohms.

Production of this Model was delayed a full year pending careful study by Superior's engineering staff of this new method of testing tubes. **Don't let the low price mislead you!** We claim Model 82 will outperform similar looking units which sell for much more—and as proof, we offer to ship it on our examine before you buy policy.

Model 82 comes complete, housed in portable, hand-rubbed oak cabinet with removable cover. Only **\$36.50 Net**



Model 82—Tube Tester
Total Price \$36.50
Terms: \$6.50 after 10 day trial, then \$6.00 per month for 5 months.

Superior's **STANDARD PROFESSIONAL**
New Model **TW-11 TUBE TESTER**

- Tests all tubes, including 4, 5, 6, 7, Octal, Lockin, Hearing Aid, Thyatron, Miniatures, Sub-miniatures, Novals, Subminars, Proximity Fuse Types, etc.

- Uses the new self-cleaning Lever Action Switches for individual element testing. All elements are numbered according to pin-number in the RMA base numbering system. Model TW-11 does not use combination type sockets. Instead individual sockets are used for each type of tube. Thus it is impossible to damage a tube by inserting it in the wrong socket.

- Free-moving built-in roll chart provides complete data for all tubes. Printed in large easy-to-read type.

NOISE TEST: Phono-jack on front panel for plugging in either phones or external amplifier detects microphonic tubes or noise due to faulty elements and loose internal connections.

EXTRAORDINARY FEATURE SEPARATE SCALE FOR LOW-CURRENT TUBES Previously, on emission-type tube testers, it has been standard practice to use one scale for all tubes. As a result, the calibration for low-current types has been restricted to a small portion of the scale. The extra scale used here greatly simplifies testing of low-current types.

Housed in hand-rubbed oak cabinet **\$47.50 Net**



Model TW-11—Tube Tester
Total Price \$47.50
Terms: \$11.50 after 10 day trial, then \$6.00 per month for 6 months.

We invite you to try before you buy any of the models described on this page, the preceding page and the following pages. If after a 10 day trial you are completely satisfied and decide to keep the Tester, you need send us only the down payment and agree to pay the balance due at the monthly indicated rate.

NO INTEREST OR FINANCE CHARGES ADDED!

If not completely satisfied, you are privileged to return the Tester to us, cancelling any further obligation.

SEE OTHER SIDE

CUT OUT AND MAIL TODAY!

MOSS ELECTRONIC DISTRIBUTING CO., INC.
Dept. D-507 3849 Tenth Ave., New York 34, N. Y.

Please send me the units checked on approval. If completely satisfied I will pay on the terms specified with no interest or finance charges added. Otherwise, I will return after a 10 day trial positively cancelling all further obligation.

<input type="checkbox"/> Model TV-77	Total Price \$42.50 \$12.50 within 10 days. Balance \$6.00 monthly for 5 months.	<input type="checkbox"/> Model TW-11	Total Price \$47.50 \$11.50 within 10 days. Balance \$6.00 monthly for 6 months.
<input type="checkbox"/> Model 79	Total Price \$38.50 \$8.50 within 10 days. Balance \$6.00 monthly for 5 months.	<input type="checkbox"/> Model 76	Total Price \$26.95 \$6.95 within 10 days. Balance \$5.00 monthly for 4 months.
<input type="checkbox"/> Model 82	Total Price \$36.50 \$6.50 within 10 days. Balance \$6.00 monthly for 5 months.	<input type="checkbox"/> Model TV-50	Total Price \$47.50 \$11.50 within 10 days. Balance \$6.00 monthly for 6 months.

Name

Address

City Zone State

All prices net. F.O.B., N. Y. C.

SHIPPED ON APPROVAL NO MONEY WITH ORDER NO C.O.D.

Superior's New Model 76

ALL PURPOSE BRIDGE

IT'S A CONDENSER BRIDGE
IT'S A RESISTANCE BRIDGE

✓ CAPACITY BRIDGE SECTION

4 Ranges: .00001 Microfarad to .005 Microfarad; .001 Microfarad to 5 Microfarad; .1 Microfarad to 50 Microfarads; 20 Microfarads to 1000 Microfarads. Will also measure the power factor of all condensers from .1 to 1000 Microfarads.

✓ RESISTANCE BRIDGE SECTION

2 Ranges: 100 ohms to 50,000 ohms; 10,000 ohms to 5 megohms

✓ SIGNAL TRACER SECTION

With the use of the R.F. and A.F. Probes included with the Model 76, you can

IT'S A SIGNAL TRACER
IT'S A TV ANTENNA TESTER

make stage gain measurements, locate signal loss in R.F. and Audio stages, localize faulty stages, locate distortion and hum, etc.

✓ TV ANTENNA TESTER SECTION
Loss of sync., snow and instability are only a few of the faults which may be due to a break in the antenna, so why not check the TV antenna first? Locates a break in any TV antenna and measures the location of the break in feet from the set terminals.

Complete with R.F. and A.F. probes and test leads **\$26⁹⁵ Net**



Model 76—All Purpose Bridge
Total Price **\$26.95**

Terms: \$6.95 after 10 day trial, then \$5.00 per month for 4 months.

Superior's New Model TV-50A

GENOMETER 7 Signal Generators in One!

- ✓ R.F. Signal Generator for A.M.
- ✓ R.F. Signal Generator for F.M.
- ✓ Audio Frequency Generator
- ✓ Marker Generator

- ✓ Bar Generator
- ✓ Color Dot Pattern Generator
- ✓ Cross Hatch Generator

This Versatile All-Inclusive GENERATOR Provides ALL the Outputs for Servicing:

- A.M. RADIO • F.M. RADIO • AMPLIFIERS • BLACK AND WHITE TV • COLOR TV

R. F. SIGNAL GENERATOR: 100 Kilocycles to 60 Megacycles on fundamentals and from 60 Megacycles to 180 Megacycles on powerful harmonics.

VARIABLE AUDIO FREQUENCY GENERATOR: Provides a variable 300 cycle to 20,000 cycle peaked wave audio signal.

MARKER GENERATOR: The following markers are provided: 189 Kc., 262.5 Kc., 456 Kc., 600 Kc., 1000 Kc., 1400 Kc., 1600 Kc., 2000 Kc., 2500 Kc., 3579 Kc., 4.5 Mc., 5 Mc., 10.7 Mc., (3579 Kc. is the color burst frequency.)

BAR GENERATOR: Pattern consists of 4 to 16 horizontal bars or 7 to 20 vertical bars.

DOT PATTERN GENERATOR (FOR COLOR TV): The Dot Pattern projected on any color TV Receiver tube by the Model TV-50A will enable you to adjust for proper color convergence.

CROSS HATCH GENERATOR: The pattern consists of non-shifting horizontal and vertical lines interlaced to provide a stable cross-hatch effect. **\$47⁵⁰ Net**
Complete with shielded leads



Model TV50-A—Genometer
Total Price **\$47.50**

Terms: \$11.50 after 10 day trial, then \$6.00 per month for 6 months.

TRY FOR 10 DAYS BEFORE you buy THEN if satisfact

pay in easy, interest free, monthly payments. See coupon inside

We invite you to try before you buy any of the models described on this and the preceding pages. If after a 10 day trial you are completely satisfied and decide to keep the Tester, you need send us only the down payment and agree to pay the balance due at the monthly indicated rate. (See other side for time payment schedule details.)

**NO INTEREST
OR FINANCE
CHARGES ADDED!**

If not completely satisfied, you are privileged to return the Tester to us, cancelling any further obligation.

**SEE OTHER
SIDE**

CUT OUT AND MAIL TODAY!

FIRST CLASS

Permit No. 61430

New York, N. Y.

VIA AIR MAIL



BUSINESS REPLY CARD

No Postage Stamp Necessary if Mailed in the U. S.

POSTAGE WILL BE PAID BY —

MOSS ELECTRONIC DIST. CO., INC.

3849 TENTH AVENUE

NEW YORK 34, N. Y.