

Build a Transistor-Powered Electronic Flash

# POPULAR ELECTRONICS

JUNE 1958

35 CENTS

INSTALLING TRANSISTOR RADIO IN A CAR



Space TV—A Russian Proposal

What Computers Are

Telephone Sec

Simple Hi-Fi T

OHIO 61 DANLAW3E  
CLEVELAND 19 OHIO  
18108 WINDWARD  
LOUIS HAFORD  
E-29-14752-10



# NOTICE! DON'T BUY A NEW

*high fidelity phonograph cartridge until  
you've read this vital stereo report . . .*

### SPECIFICATIONS

- RESPONSE: 20 16000 cps. ± 2.5 db to RIAA
- ELEMENTS: Ceramic
- OUTPUT: (Western IA) .5 volt rms.
- COMPLIANCE:  $2 \times 10^{-6}$  CM/dyne
- TRACKING FORCE: 2.4 grams
- WEIGHT: 2.4 grams
- STYLUS: .7 mil
- MOUNT: EIA (RETMA), Standard  $\frac{1}{4}$ "  
and  $\frac{7}{16}$ " centers
- CHANNEL ISOLATION: 20 db

THE MISSING LINK to popular-priced stereophonic sound reproduction has been found: It's the new Electro-Voice **TOTALLY COMPATIBLE Stereo Cartridge** . . . plays the new stereo discs superbly . . . LP's too . . . even better than existing cartridges.

By breaking the stereo cartridge cost bottleneck, Electro-Voice has made popular-priced quality stereo a reality. E-V's ceramic stereo cartridge (Model 21D with .7 mil diamond stylus) sells for only \$19.50 (Audiophile net) and is available now at your audio dealer or from your serviceman.

## Here are some of the answers to your questions concerning stereo:

**Q** How does the COMPATIBLE E-V Stereo Cartridge differ from CONVENTIONAL cartridges?

**A** It has the ability to play both the new type stereophonic discs and conventional records. Inherent in its design is an improved monaural performance. *Exclusive* design for rumble suppression of 15 db or better will permit the use of Electro-Voice's Stereo Cartridge *with any type of changer or transcription player!*

**Q** Are stereo discs compatible with conventional cartridges?

**A** Most cartridges damage the stereo record. **DO NOT BUY STEREO DISCS UNTIL YOU HAVE AN E-V STEREO CARTRIDGE.** You may then play monaural or stereo discs monaurally. Add a second speaker and amplifier, and you have stereophonic sound.

**Q** What about modification problems?

**A** Using an Electro-Voice Stereo Cartridge, which is constructed so that its output is already corrected to the RIAA curve, you will not require the equalization of the *second* amplifier. Inserting the cartridge is simple. It will fit virtually any standard tone or transcription arm. The addition of a second amplifier and speaker is not complicated.

**Q** What about record availability?

**A** Recordings by major record manufacturers will be available in mid-1958.

**Q** What effect will stereo cartridges and records have on your present equipment?

**A** Only your cartridge will be obsolete. All other components are compatible with stereo.

**Q** What if you don't have a HI-FI system now . . . should you wait?

**A** No. Proceed as before—with one exception: you should insist on a stereo cartridge initially. When you are ready for stereo, merely add a *second* speaker and amplifier.

**Q** How do you go about getting your Electro-Voice Stereo Cartridge?

**A** Visit your dealer. If you don't know the name of your nearest dealer, please write Electro-Voice. Ask for E-V Stereo Model 21 D with .7 mil diamond stylus or E-V Stereo Model 26 DST Turnover with .7 mil diamond Stereo tip and 3 mil sapphire tip for monaural 78 rpm records (\$22.50).

# STEREO IS HERE

*don't buy an obsolete cartridge . . . replace with the  
totally compatible **Electro-Voice** stereo cartridge*



## Electro-Voice®

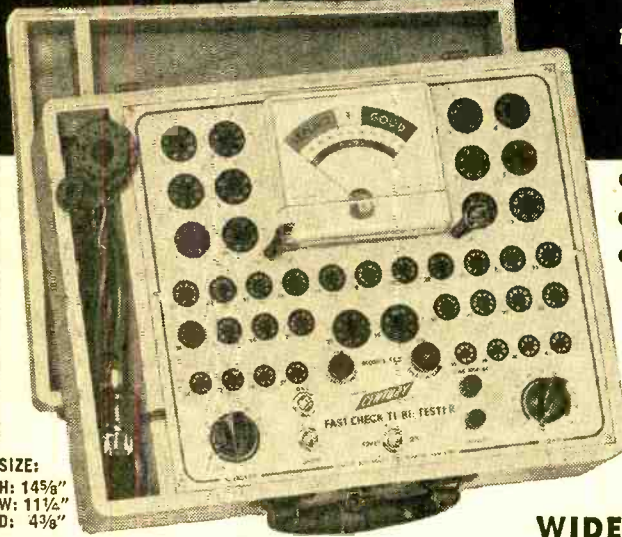
**ELECTRO-VOICE, INC.**  
BUCHANAN, MICHIGAN

CANADA: E-V of Canada Ltd., 73 Crookford Blvd., Scarboro, Ontario  
EXPORT: 13 East 40th Street, New York 16, U.S.A., Cables: ARLAB

FOREMOST IN ELECTRO-ACOUSTICS . . .

*Microphones, Phono-Cartridges, High-Fidelity Loudspeakers and Enclosures, Public Address Speakers, Marine Instruments, Communications Equipment, EVI Professional Electronic Instruments and Military Materiel*

# Just 2 settings on the NEW Model FC-2 FAST-CHECK TUBE TESTER



tests over 600 tube types  
completely, accurately  
... AND IN SECONDS!

- NO MULTIPLE SWITCHING
- NO ROLL CHART CHECKING
- CANNOT BECOME OBSOLETE

Engineered to accommodate all future tube types . . . new tube listings furnished periodically.

The FAST-CHECK enables you to save valuable time and eliminate unprofitable call backs. You earn extra money and win confidence by showing your customer the actual condition and life expectancy of the tube on the large meter scale of the FC-2. The extra tubes you will sell each day will pay for the FAST-CHECK in a very short time.

SIZE:  
H: 14 5/8"  
W: 11 1/2"  
D: 4 9/8"

**NEW** Special compartment to accommodate line cord and CRT Test Adapter cable

## TRY THE FC-2 BEFORE YOU BUY IT!

Shipped on approval for **FREE 10 day trial** . . . No obligation to buy

## EASY TO BUY IF YOU'RE SATISFIED!

Pay in small monthly payments at net cash prices . . . no financing charges

MODEL FC-2—housed in rugged oak carrying case complete with CRT adapter, tube listings . . . only

**\$69.50** GUARANTEED FOR ONE FULL YEAR Net

This extremely low price is made possible only because YOU ARE BUYING DIRECT FROM THE MANUFACTURER

WHAT SERVICEMEN\* are SAYING ABOUT THE FC-2

"You've really made tube testing a snap" . . . "I've almost got the cost of the Fast-Check paid off with the extra money I've made, and it's only 2 weeks" . . . "It's easier to use than you said" . . . "I wouldn't ever want to be without it" . . . "I use it in the shop and take it along on every call."

\*Names on request

## WIDE RANGE OF OPERATION

- Checks quality of over 600 tube types . . . more than 99% of all TV and radio tubes, including the newest series-string TV tubes, auto 12 plate-volt tubes, OZ4s, magic eye tubes and gas regulators.
- Checks inter-element shorts and leakage.
- Checks for gas content.
- Checks for life expectancy.

## IMPORTANT FEATURES

- ✓ Checks each section of multi-section tubes and even if only one section is defective the tube will read "Bad"
- ✓ 41 long lasting phosphor-bronze tube sockets accommodate all present and future tube types—cannot become obsolete
- ✓ Less than 10 seconds required to test any tube
- ✓ Large D'Arsonval type meter is extremely sensitive yet rugged—is fully protected against accidental burn-out
- ✓ Line isolated
- ✓ 7-pin and 9-pin straighteners conveniently mounted on panel
- ✓ Quick reference tube chart lists over 600 tube types
- ✓ Line voltage compensation

**NEW** A specially designed PICTURE TUBE ADAPTER cable is now part of the FC-2 . . . making it a highly efficient CRT Tester-Rejuvenator. This feature eliminates the need of carrying extra instruments and makes the FC-2 truly an all-around tube tester. The adapter enables you to check all picture tubes (including the new short-neck 110 degree picture tubes) for cathode emission, shorts and life expectancy . . . also to rejuvenate and restore cathode emission of weak picture tubes.

MAIL COUPON NOW—NO MONEY REQUIRED WITH ORDER . . .

ABSOLUTELY NO RISK ON YOUR PART . . .

## CENTURY ELECTRONICS CO., INC. 111 Roosevelt Avenue Dept. 306, Mineola, N. Y.

Please rush the new Model FC 2 FAST-CHECK TUBE TESTER for a 10 day trial period. If I am not completely satisfied I will return the instrument within 10 days without further obligation. If fully satisfied I agree to pay the down payment within 10 days and the monthly installments as shown. No financing charges are to be added. Should I fail to make payment when due, the unpaid balance shall become due and payable at once.

**BUDGET TERMS:** Pay \$14.50 within 10 days after receipt of instrument. Balance \$11.00 monthly for 5 months, plus shipping charges.

**PREPAID TERMS:** Enclose \$69.50 with coupon as payment in full and Century will pay all shipping costs. 10 day money-back guarantee.

Name.....

Address.....

City..... State.....

POPULAR ELECTRONICS is published monthly by Ziff-Davis Publishing Company, William B. Ziff, Chairman of the Board (1946-1953), at 434 S. Wabash Ave., Chicago 5, Ill. Entered as second class matter August 27, 1954 at the Post Office, Chicago, Illinois. Authorized by Post Office Department, Ottawa, Canada, as second class matter. SUBSCRIPTION RATES: One year U.S. and possessions, and Canada \$4.00; Pan-American Union countries \$4.50, all other foreign countries \$5.00.

# POPULAR ELECTRONICS

JUNE 1958

**Publisher & Editor**  
**OLIVER READ, W1ETI**

Managing Editor  
**VIN ZELUFF, W2HSU**

Technical Editor  
**LARRY KLEIN**

Associate Editors  
**MIKE BIENSTOCK**  
**MARGARET MAGNA**

Contributing Editors  
**H. BENNETT L. E. GARNER, Jr.**  
**H. S. BRIER H. POLLACK**  
**J. T. FRYE R. P. TURNER**

West Coast Editor  
**EDWARD A. ALTSHULER**

Art Editor  
**ALFONS J. REICH**

Art and Drafting Dept.  
**J. A. ROTH**  
**W. K. VAHLSING**  
**M. WHELPLEY**

Advertising Director  
**JOHN A. RONAN, Jr.**

Advertising Manager  
**WILLIAM G. McROY**

William B. Ziff  
Chairman of the Board  
1946-1953



ZIFF-DAVIS PUBLISHING CO., One Park Ave., New York 16, N. Y. William Ziff, President; H. J. Morganroth, Vice President; W. Bradford Briggs, Vice President; Michael Michaelson, Vice President and Circulation Director; Victor C. Stabile, Treasurer; Albert Gruen, Art Director.



Member  
Audit Bureau  
of Circulations



BRANCH OFFICES: Midwestern Office, 434 S. Wabash Ave., Chicago 5, Ill., Jim Weakley, advertising manager; Western Office, Room 412, 215 W. 7th St., Los Angeles 17, Calif., John E. Payne, manager.

#### SUBSCRIPTION SERVICE

All communications concerning subscriptions should be addressed to Circulation Dept., 434 S. Wabash Ave., Chicago 5, Ill. Include your old address as well as new—enclosing if possible an address label from a recent issue of this magazine. Allow at least 4 weeks for change of address.

#### CONTRIBUTORS:

Contributors are advised to retain a copy of their manuscripts and illustrations. Contributions should be mailed to the New York Editorial Office and must be accompanied by return postage. Contributions will be handled with reasonable care, but this magazine assumes no responsibility for their safety. Any copy accepted is subject to whatever adaptations and revisions are necessary to meet the requirements of this publication. Payment covers all author's, contributor's and contestant's rights, titles, and interest in and to the material accepted and will be made at our current rates upon acceptance. All photos and drawings will be considered as part of material purchased.

POPULAR ELECTRONICS

VOLUME 8

NUMBER 6

## CONTENTS

### FEATURE Articles and Electronic Developments

Electronic Computers.....	Allen Lytel	39
Is Radio Earthbound?.....	D. C. Wilkerson	50
Russian Proposes Global TV.....		51
A Radio on Your Thumbnail.....	Louis E. Garner, Jr.	55
Crossword Puzzle.....	Arthur L. Branch	65
Ship Ahoy!.....		68
Index to Volume 8 (Jan.—June, 1958).....		124

### ELECTRONIC Build-It-Yourself Projects

How to Convert Transistor Set for Car.....	Homer L. Davidson	47
Transistorized Photoflash.....	R. L. Winklepleck	59
Simplifying Chassis Layout.....	Bob Watson	64
Teach Kids Electricity.....	John Hoke	69
Make the POP'tronics Secretary.....	Tracy Diers	79

### AUDIO and Hi-Fi Features

One-Tube Hi-Fi AM Tuner.....	Leon A. Wortman	44
Wipe Out Record Scratch.....	R. L. Winklepleck	54
Testing Your Changer Electronically.....		66
Hi-Fi Highlights.....		74
Suit Your Volume with a T-Pad.....	Harvey Pollack	83

### Experimenter's Workshop

Adapter for Measuring A.C. Amperage.....	Louis Golden	76
Transistorized CPO Fits In Your Pocket.....	W. H. Caldwell	76
Experimenter's Chassis for Test Setups.....	W. F. Gephart	88
Selective Crystal Set.....	Jim Brooks	88

### Miscellaneous Electronic News

Echo-Free Silence.....		46
Radiating Egg!.....		46
"No-Hands" Train.....		58
The "Varicap".....		58

(Also see page 6 for DEPARTMENTS)

Cover photo by Maynard Frank Wolfe  
Volvo automobile (made in Sweden) courtesy of Volvo Distributing, Inc.  
Portable receiver is Raytheon transistor radio.

Copyright © 1958 by Ziff-Davis Publishing Company.  
All rights reserved.

Average Net Paid Circulation 267,256

LEARN

# ELECTRICITY AND Industrial Electronics

ON REAL EQUIPMENT  
IN THE GREAT SHOPS

OF **COYNE**



**LARGEST, OLDEST AND BEST EQUIPPED SCHOOL OF ITS KIND IN U.S.**

This five story Chicago building is occupied entirely by Coyne. Five big floors of Classrooms and Massive Equipment. Thousands of successful men have trained at Coyne during past 58 years. There is no substitute for Coyne's wealth of experience.



Home of  
Coyne Electrical School

## Young men and Older men prepare for OPPORTUNITIES IN ELECTRICITY-ELECTRONICS

Whether 17 or up to 45 years of age, don't be satisfied with a "no future job." Train the Coyne way for a better job in *Electricity-Electronics*—a field that offers a world of opportunities now and in the years ahead. In industry—in the home—Electricity and Electronics are playing a vastly greater role than ever before. New developments and fabulous growth are creating increasing job opportunities.

### YOU TRAIN IN CHICAGO

Learn the easier practical way in shops of Coyne in Chicago. Shop work plus technical training. No advanced education or previous experience needed. Lifetime Employment Service to Coyne Graduates. Frequent starting dates.

#### START NOW—PAY LATER

New liberalized credit terms and Finance Plans. Part-time employment service to students. Help in making housing arrangements.

#### VETERANS OR NON-VETERANS

Coyne training is offered to Veterans and Non-Veterans alike. We'll send Bulletin giving full information. Send coupon for details.

*Training in Refrigeration and Electric Appliances can be included.*



1. You are told the how and why of each job.
2. You're shown how to do it by trained instructors.
3. You do the jobs yourself on finest equipment.

B. W. COOKE JR., Pres. **COYNE** FOUNDED 1899  
**ELECTRICAL SCHOOL**

A Technical Trade Institute Operated Not For Profit

500 S. Paulina Street, Chicago, Dept. A8-2E

ELECTRICITY • RADIO • TELEVISION • REFRIGERATION • ELECTRONICS



**INDUSTRIAL ELECTRONICS**—one of the more recent applications of Industrial Electronics to manufacturing processes—promises to create additional demands for trained Electrical-Electronics men such as we have never seen.

### Mail coupon for big free book!

48 Page Illustrated Book, "Guide to Careers" gives you all the facts, answers your questions about Electricity-Electronics and describes all training offered.

All information will come by return mail. No obligation and no salesman will call, so send coupon now!



Coyne Electrical School, Dept. A8-2E  
500 S. Paulina St., Chicago 12, Ill.

Send **BIG FREE BOOK** about Electricity-Electronics and details of all training you offer.

Name.....


Address.....

City..... State.....

(I understand no Salesman will call.)

June, 1958

# HOW TO BUILD A Transistorized 40-watt supply



Easy to build, this modern power supply is as big in performance as it is little in size. Two CBS 2N256 power transistors, operating from a 12-volt battery, deliver 450 and 250 volts simultaneously. Combined output is 40 watts continuous service.

Features: compact and light . . . 85% efficient . . . instant-starting . . . cool-running . . . long-lived. No moving parts . . . vibrationless, noiseless and troublefree. You'll find this supply ideal for mobile or portable transmitter and/or receiver, sound system, etc.

Free Bulletin E-279 gives complete how-to-build-it details. Get it today with your 2N256 transistors from your CBS Tube distributor.



2N256...\$1.50

2N255...\$1.35

## CBS-HYTRON

Semiconductor Operations, Lowell, Mass.  
A Division of  
Columbia Broadcasting System, Inc.

## DEPARTMENTS

Carl & Jerry.....	John T. Frye	8
Letters from Our Readers.....		20
POP'tronics Bookshelf.....		30
Tips and Techniques.....		34
Kit Builder's Korner.....		71
Transistor Topics.....	Lou Garner	77
Short-Wave Report.....	Hank Bennett	82
Among the Novice Hams.....	Herb S. Brier	85
After Class.....		96
Tools and Gadgets.....		104
Out of Tune.....		108

## COMING NEXT MONTH (JULY)



(ON SALE JUNE 24)

Now that vacation time is here, you tape recording fans can get even more enjoyment from your recorder. Don't leave it home—take it with you on your travels. Our July cover shows how one happy couple relives a wonderful time abroad. We'll tell you how and what to record on your vacation and present hints on adapting your equipment to foreign power lines (50-cycle, 200-volt or other odd sources).

For electronics there will be, among others, articles on how to use power transistors to convert battery power of car or boat to 117 volts a.c., build antennas for receiving signals from satellites, and, for the short-wave listener, how countries where there are no short-wave broadcast stations can be added to DX listening.

## IN THIS MONTH'S RADIO & TV NEWS

(JUNE)

A "High Power" Portable Paging System  
Slave Flash Trigger  
Electrostatic Loudspeakers—Questions and Answers  
Electronics at Disneyland  
The Gremlin Sentry—an Automatic Control Switch  
Compact 35-Watt Standby Transmitter

Always say you saw it in—POPULAR ELECTRONICS

# New!

## hallicrafters "2 and 6"



**SR-34**  
two and six meter  
transmitter/receiver

World's first complete two and six meter radio station...  
features transistorized, built-in power supply

### COMPLETE SPECIFICATIONS

**General description:** The SR-34 is designed for either AM or CW and combines, for the first time in one compact package, the complete functions of a two and six meter radio station. It operates on 115-V. A.C., 6-V. D.C., or 12 V. D.C. and features a highly efficient transistorized power supply for the 6 and 12 volt operation.

**Exclusive features:** The perfect unit for short-range portable, fixed or mobile communication, the SR-34 meets—and exceeds—F.C.D.A. matching-fund specifications. The crystal sockets and transmitter tuning controls are concealed behind a panel which may be sealed to prevent tampering. Instantaneous selection of desired voltage possible and also "crossbanding" between the two and six meter bands. The specially designed cover has mounting clips for two-band antenna, owner's microphone, and cords.

Both receiver and transmitter may be used for C.W.; key jack and adjustable B.F.O. are provided. Drip-proof case is specially designed for safe outdoor use.

The transmitter is crystal-controlled; up to four crystals may be switch-selected. A fifth position on this switch permits external V.F.O. operation. Band selection also is front-panel controlled.

The receiver is a double conversion superhetero-

dyme, having a quartz crystal controlled second oscillator. This offers outstanding selectivity and high image rejection. Highest stability is obtained through separate oscillator and R.F. sections for each band.

All receiver functions provided—S-meter B.F.O., ANL, etc. Sensitivities average 1 microvolt on both bands. Transistorized power supply eliminates noisy, erratic operation encountered with vibrator-type power supplies.

**Front Panel Controls:** Receiver: Band Selector (49-54 mc., 143.5 to 143.2 mc.) Main Tuning; Sensitivity; Audio Volume; B.F.O. Pitch; Squelch Level; Headphone Jack. Transmitter: Function Switch (P.A., Rec., Cal., AM, CW); Power On/Off; Band Switch; Crystal Selector and V.F.O.; Oscillator Tuning; Doubler Tuning; Tripler Tuning; Final Tuning; Final Loading; Meter Switch.

**Power output:** 6 to 7½ watts on 2 meter and 7 to 10 watts on 6 meter AM or CW. 100% mod. negative peak clipping. *Rear Apron:* Speech input level control; key jack; P.A. speaker terminals; mic. selector (high Z or carbon); mic. input; A.C. and D.C. fuses; power plug.

Available with convenient terms from your Radio Parts Distributor.

Export Sales: International Operations—Raytheon Manufacturing Co.—Waltham, Massachusetts



The new ideas in communications  
are born at . . .

In our 25th year of service

# hallicrafters


Chicago 24, Illinois

FULL-TIME classroom and  
laboratory training for a

# CAREER WITH A FUTURE

IN ALL PHASES OF

## ELECTRONICS




Rapid strides in the development of TV, Radio, Radar, and Guided Missiles have made **electronics** the fastest growing technical career open to young men today . . . a career that offers high pay, security and rapid advancement.

The Radio Engineering Institute offers you an opportunity to be fully trained to take your place in this exciting, interesting field. REI is a full-fledged, recognized school where you can get proper training in classrooms, labs, and shops under the guidance of skilled, experienced teachers. Resident training is easier — more complete — and costs less than you may think.

If you are interested in a career with a future — higher pay — and have completed high school or its equivalent, send today for the new REI booklet. It contains complete information on courses offered at REI, facilities, equipment, fees, housing and lifetime job placement service. There's no obligation and no salesman will call on you.

FOR  
INFORMATION  
ON A CAREER  
WITH A  
FUTURE  
SEND COUPON  
TODAY!



RADIO ENGINEERING INSTITUTE, Dept. J-58  
2610 Leavenworth Street, Omaha, Nebr.

Name.....  
(please print)

Address.....

City..... Zone..... State.....  
(just paste on post card and mail)

HIGH PAYING POSITIONS WITH SOME OF THE NATION'S  
LEADING MANUFACTURERS AWAIT REI GRADUATES



### The Tele-Tattletale

**T**HE COOL INTERIOR of the basement laboratory was empty as Carl stepped in out of the June heat, but he noticed that the door leading into the other part of the basement was open, and he heard the voice of his chum, Jerry, calling: "Come on in here, Carl."

Jerry was kneeling on the floor in front of the deep-freeze. A couple of tiny wires coming from beneath the lid of the unit were connected to a pair of earphones lying on the floor. Another pair of phones led to a variable-frequency audio oscillator, and Jerry was adjusting this instrument until the tones from the two sets of phones were of the same frequency. When he was satisfied that the frequencies were zero beat with each other, he carefully noted the reading of the oscillator dial in a notebook. Carl said nothing, but his eyebrows arched above the horn rims of his glasses were shouting questions.

"I'm calibrating the temperature-reporting unit of our Tele-Tattletale," Jerry explained, with a teasing grin on his round face.

"Oh, fine! I didn't know we had one!" ejaculated Carl.

"Certainly we have," Jerry replied, opening the lid of the deep-freeze and lifting out a small wooden box with flat sides and rounded ends. The sides had large numbers painted on them, and one end was painted blue while the other was red. "This it is. I've been reading a lot about telemetering—or measuring at a distance—in connection with the satellites," he explained as he gathered up the equipment and started back into the laboratory; "so I decided we ought to get a little experience with that sort of thing—even though we have to do it in a pretty crude way.

"This little box," he continued, "can be placed anywhere so that its small, self-contained transmitter is within range of that transceiver on the bench. We can determine four things by listening to the signals from the Tele-Tattletale: (1) the temperature of the interior of the box; (2) the amount of light falling on both the red and blue ends; (3) if it is resting on

Always say you saw it in—POPULAR ELECTRONICS




# See The Best Before You Build!

## SEE THE AMAZING ALLIED knight-kits<sup>®</sup>

IN THIS EXCITING ELECTRONICS CATALOG


**FREE!** send for it now



THERE'S A **knight-kit** FOR EVERY NEED


- LOWEST COST • EASIEST TO BUILD
- LATEST DESIGN • FINEST QUALITY

*Do-It-Yourself: SAVE UP TO 50%*



**knight-kits:  
BEST BUY  
HI-FI  
KITS**

- 18-Watt Amplifier
- 30-Watt Amplifier
- 25-Watt Amplifier
- 20-Watt Amplifier
- 10-Watt Amplifier
- FM-AM Tuner
- FM Tuner
- Preamplifier
- 2-Way Speaker System
- 3-Way Speaker System




**knight-kits:  
BEST BUY  
HOBBY  
KITS**

- "Space-Spanner" Radio
- "Ocean-Hopper" Radio
- "Ranger" Superhet Radio
- 2-Way Intercom
- Electronic Lab Kits
- Crystal Set
- Wireless Broadcaster
- 5-Transistor Portable
- 2-Transistor Pocket Radio
- Transistor Lab Kit
- 1-Transistor Radio
- Photoelectric System
- Electronic Photoflash
- Phono Oscillator



**knight-kits:  
BEST BUY  
INSTRUMENT  
KITS**

- 5" Oscilloscopes
- Vacuum Tube Voltmeter
- Tube Tester
- VOM's
- RF Signal Generator
- Signal Tracer
- Audio Generator
- Sweep Generator
- R/C Substitution Boxes
- Voltage Calibrator
- Capacitor Checker
- R/C Tester
- Transistor Checker
- Flyback Checker
- Battery Eliminator



**knight-kits:  
BEST BUY  
AMATEUR  
KITS**

- All-Band Ham Receiver
- Self-Powered VFO
- 100 kc Crystal Calibrator
- 50-Watt Transmitter
- RF "Z" Bridge
- Code Practice Oscillator

404-PAGE ALLIED CATALOG

**FREE!**

Send for this value-packed catalog featuring the complete ALLIED KNIGHT-KIT line, as well as the world's largest stocks of everything in Electronics. You'll want this valuable, money-saving Buying Guide.



WRITE FOR YOUR **FREE** COPY TODAY

June, 1958

ALLIED RADIO CORP., Dept. 120-F8  
100 N. Western Ave., Chicago 80, Ill.

Send FREE 1958 ALLIED 404-Page Catalog

Name \_\_\_\_\_

Address \_\_\_\_\_

City \_\_\_\_\_ Zone \_\_\_\_\_ State \_\_\_\_\_



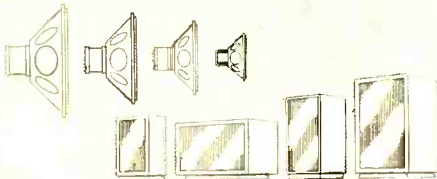
... but a **NORELCO®** speaker made me **LISTEN!**

Every time I bought a record, I used to set up the calibrated microphone, connect the oscilloscope, start the music with bated breath, and keep my eyes glued to the screen. If anything on the 'scope pattern looked suspicious (something always did), I would start checking tubes, voltages and crossover frequencies, and examine the record under a microscope.

Then, at the house of a musician friend, I heard a NORELCO loudspeaker. I was suddenly carried away by the sheer joy of listening! What lovely sound! Clean, tight bass; creamy smooth highs; crisply defined middles ... it was music!

I rushed out to the nearest hi-fi dealer, bought my own NORELCO speaker, took it right home ... and I am a different person today. Man, just listen to that music!

(You can change your hi-fi life, too—just write to North American Philips Co., Inc., High Fidelity Products Division, 230 Duffy Avenue, Hicksville, Long Island, N. Y.)



a complete line of 5" to 12" high-fidelity speakers and acoustically engineered enclosures

### Carl & Jerry (Continued from page 8)

side 1, 2, 3, or 4; and (4), what sounds are to be heard in its vicinity."

"Interesting, if true," Carl said doubtfully.

"It's true and really rather simple," Jerry insisted, as he removed some screws and took off one side of the box. "I use the spiral bi-metal unit out of an advertising thermometer to turn this easily working variable resistor. The resistor determines the frequency of a transistorized oscillator. I've calibrated the oscillator's frequency as a function of the surrounding temperature; so I know from the note it puts out how warm the box is. Photocells are mounted behind the openings in each end of the box. The resistance of each cell depends on the amount of light falling on it, and the cells are connected in twin oscillator circuits so that their varying resistances separately control the frequencies of the oscillators. By noting the frequencies of these oscillators, I can tell how much light is falling on either end of the box."

"You said you could tell on which side the box was resting. How do you do that?"

"That's easiest of all. I just fastened a sort of pendulum rod with a ball of lead on the end to the shaft of a variable resistor that can turn around and around. The weight always hangs down; so there



... "I'm calibrating the temperature-reporting unit of our Tele-Tattletale," Jerry explained, with a teasing grin on his round face ...

Always say you saw it in—POPULAR ELECTRONICS

LET DeVRY TECH PREPARE YOU IN  
SPARE TIME AT HOME AS AN

# ELECTRONICS TECHNICIAN



**NO PREVIOUS TECHNICAL EXPERIENCE  
OR ADVANCED EDUCATION NEEDED!**

Laborers and bookkeepers, store clerks, shop men, farmers, salesmen — men of nearly every calling — have taken the DeVry Tech program and today have good jobs or service shops of their own in Electronics. You don't have to quit your present job. If you are 17 to 55, see how you may get yourself ready for a future in the fast-growing Electronics field.

Whether you prepare at home or in our well-equipped Chicago or Toronto Laboratories, you get sound, basic training in both principles and practice. At home, you use educational movies. You build actual circuits and test equipment. You read simple directions, follow clear illustrations. When you finish, you are prepared to step into a good job in an excitingly different field. You may even start a service shop of your own. Mail coupon for free facts today.

### Live-Wire Employment Service



Puts you in touch with job opportunities—or helps you toward a better position in the plant where you are now employed.

### Draft Age?

We have valuable information for every man of draft age; so if you are subject to military service, be sure to check the coupon.

**SAMPLE BOOKLET FREE!**

We'll give you a free copy of an interesting booklet, "Electronics and YOU." See for yourself how you may take advantage of the opportunities in this fast-growing field.



**AN INDEX**  
to a  
**BETTER JOB,  
A BRIGHTER  
FUTURE**

Electronics

Radar

Guided  
Missiles

Television

Micro-Waves

Communications

Radio

Industrial  
Electronics

Computers

Automation  
Electronics

Remote Control  
Systems

Broadcasting

Your Own  
Service Shop

**MAIL TODAY FOR FREE FACTS**

### DeVry Technical Institute

4141 Belmont Ave. Chicago 41, Ill., Dept. PE-6-0

Please give me your FREE booklet, "Electronics and YOU," and tell me how I may prepare to enter one or more branches of Electronics as listed above.

NAME \_\_\_\_\_ AGE \_\_\_\_\_

STREET \_\_\_\_\_ APT. \_\_\_\_\_

CITY \_\_\_\_\_ ZONE \_\_\_\_\_ STATE \_\_\_\_\_

Check here if subject to military training.

1090

DeVry Tech's Canadian Training Center is located at  
626 Roselawn Avenue, Toronto 12, Ontario

"One of North America's Foremost Electronics Training Centers"



Accredited Member  
of National  
Home Study Council

## DEVRY TECHNICAL INSTITUTE

CHICAGO 41, ILLINOIS

FORMERLY

DEFORST'S TRAINING, INC.



## Carl & Jerry (Continued from page 10)

is a different amount of frequency-determining resistance placed in still another oscillator circuit for every position of the box. And this little speaker here is used as a microphone driving a simple amplifier as the modulator so that the carrier of the transmitter is modulated by any sounds near the Tele-Tattletale."

"Surely you don't use a different transmitter on a different frequency for each of these information-reporting units."

"Oh, no; that would be wasteful and unscientific. There's just one transmitter whose output is modulated in sequence by each of the information sources. I use a tiny electric motor with a gear train to drive a cam at a speed of one revolution per minute. Here's the cam right here. As it goes around, it closes in order these five microswitches, each for a preset length of time. As switch #1 is closed, the temperature-indicating oscillator modulates the transmitter; switches #2 and #3 feed the light-indicating oscillators to the transmitter; #4 samples the position-indicating oscillator; and #5 connects the microphone. Each of the oscillators is on for five seconds out of every minute, with two-second separations between them; then

the mike is on for thirty seconds before the whole thing starts over."

"She's a gabby little thing, but it's going to be a one-sided conversation," Carl observed with a grin.

"Not necessarily," Jerry remarked, pushing the transmit button on the transceiver. "How are you, Carl?" he asked with his lips close to the microphone, and his voice issued clearly from the speaker in the box. "The carrier from this transceiver operates a remote-control relay that connects the speaker-mike to the tail-end of the amplifier and feeds the output of the superregenerative receiver into the amplifier input. Since the two transmitters work on quite different frequencies, we can do this. Later, I intend to work it so that the Tele-Tattletale is silent until I command it to speak with a carrier from the transceiver."

"So what are going to do with the blabbermouth now?"

"Test it. I want you to take that box anywhere within a radius of three-quarters of a mile, leave it, and then come back here. We'll listen to the signals from it, and I'll try to tell you all I can about the surroundings in which you left the box. You can check me and see how close I come. Before you start back, just twist

**Here's the Hobby  
As New as Earth Satellites!**

# NOW YOU CAN BUILD RADIOS—MOTORS—RELAYS Powered by the Sun!

YOU'VE READ ABOUT SOLAR BATTERIES ON EARTH SATELLITES!...and now solar batteries can power devices of all types for you! Beginners, hobbyists, engineers, everyone with a basic knowledge of electronics can have hours of fun and gain first-hand experience in the new science of harnessing solar energy...the power source of the future! Leading electronic parts distributors carry a complete line of precision-made photovoltaic instruments that directly convert light into electrical energy. Best of all—they are not expensive, and with proper care will last indefinitely. Start this new hobby—today. It's easier than you think—and fun—to put the sun to work for you! It's the newest hobby under the sun!

**THIS 84 PAGE BOOK TELLS HOW SUN BATTERIES AND PHOTOCELLS WORK—GIVES PLANS FOR MANY PROJECTS \$1.50**



Packed with information, this book gives basic theory and applications. Completely illustrated, it contains wiring diagrams and plans—every detail necessary to build many interesting devices.

## INTERNATIONAL RECTIFIER CORP. B2M SUN BATTERY

This is the famous B2M you've read about in leading popular magazines. In bright sunlight (10,000 ft. candles) this battery will deliver 2 milliamperes at 250 millivolts under optimum conditions.

A \$2.50 value for only

**\$1.50**



Design courtesy  
Science & Mechanics Magazine

## FREE PLANS!

for the radio shown and other interesting devices will help you get started. Ask for the


### "PROJECT OF THE MONTH"

**At your electronic  
parts distributor!**

**BUY THE B2M, THE BOOK AND  
ALL OTHER COMPONENTS REQUIRED  
AT YOUR FAVORITE ELECTRONICS  
PARTS DISTRIBUTOR.**

If you are unable to locate them in your area, send check or money order to  
**INTERNATIONAL RECTIFIER CORPORATION,  
EL SEGUNDO, CALIFORNIA.**

**SPECIAL OFFER, The book and the B2M Sun Battery for only \$2.85 at your distributor**



# This man is a "security risk"!

Age, 29. Married. Two children. High school education. Active in local lodge, church, veterans' organization. Employed by large manufacturing concern. Earns \$82 a week.

SOUNDS like an Average Joe. And he is. Too average! He's got a job. It pays fairly well. He's satisfied.

But here's the catch. With the right kind of training, this young

man could be stepping into better jobs. He could be making \$7-8000 a year. He could be cashing in on those spare-time hours he now wastes.

As it stands now, he's stuck in his job. Can't seem to make any headway. He's reluctant to try. So he just hangs on.

This man is a "Security Risk" to his wife and children.

His family probably will never enjoy the comforts, the prestige, the good living that could be theirs. If hard times come, they are almost sure to be hurt. For an Average Joe can't expect to compete with trained men when the chips are down.

A man like this would do well to start a planned program of self-improvement. In his spare time. In a field related to his interests and abilities. Right NOW!

One good way to start—a way proved by hundreds of thousands of once-Average Joes who are making good today—is to enroll for special training with a recognized correspondence school. One like I. C. S., the oldest and largest in the world.

Don't you be a "Security Risk." Mail the coupon for full, free details while there is still time.

Accredited Member,  
National Home Study Council

For Real Job Security—Get an I. C. S. Diploma! I. C. S., Scranton 15, Penna.

## INTERNATIONAL CORRESPONDENCE SCHOOLS



BOX 93295E, SCRANTON 15, PENNA.

(Partial list of 257 courses)

Without cost or obligation, send me "HOW TO SUCCEED" and the opportunity booklet about the field BEFORE which I have marked X (plus sample lesson):

### ARCHITECTURE and BUILDING CONSTRUCTION

- Arch. Architecture
- Arch. Drawing and Designing
- Building Contractor
- Building Estimator
- Carpentry and Millwork
- Carpenter Foreman
- Heating
- Interior Decoration
- Painting Contractor
- Plumbing
- Reading Arch. Blueprints

### ART

- Commercial Art
- Magazine & Book Illus.
- Sign Lettering
- Sketching and Painting

### AUTOMOTIVE

- Automobiles
- Auto Eddy Rebuilding and Refinishing
- Auto Engine Tuneup
- Auto Technician

### AVIATION

- Aero-Engineering Technology
- Aircraft & Engine Mechanic

### BUSINESS

- Accounting
- Advertising
- Business Administration
- Business Management
- Cost Accounting
- Creative Salesmanship
- Managing a Small Business
- Professional Secretary
- Public Accounting
- Purchasing Agent
- Salesmanship
- Salesmanship and Management
- Traffic Management

### CHEMICAL

- Analytical Chemistry
- Chemical Engineering
- Chem. Lab. Technician
- Elements of Nuclear Energy
- General Chemistry
- Natural Gas Prod. and Trans.
- Petroleum Prod. and Engr.
- Professional Engineer (Chem)
- Pulp and Paper Making

### CIVIL ENGINEERING

- Civil Engineering
- Construction Engineering
- Highway Engineering
- Professional Engineer (Civil)
- Reading Struc. Blueprints
- Structural Engineering
- Surveying and Mapping

### DRAFTING

- Aircraft Drafting
- Architectural Drafting
- Drafting Machine Design
- Electrical Drafting
- Mechanical Drafting
- Sheet Metal Drafting
- Structural Drafting

### ELECTRICAL

- Electrical Engineering
- Elec. Engr. Technician
- Elec. Light and Power
- Practical Electrician
- Practical Lineman
- Professional Engineer (Elec)

### HIGH SCHOOL

- High School Diploma

- Good English
- High School Mathematics
- Short Story Writing

### LEADERSHIP

- Industrial Foremanship
- Industrial Supervision
- Personnel-Labor Relations
- Supervision

### MECHANICAL and SHOP

- Diesel Engines
- Gas-Elec. Welding
- Industrial Engineering
- Industrial Instrumentation
- Industrial Metallurgy
- Industrial Safety
- Machine Design
- Machine Shop Practice
- Mechanical Engineering
- Professional Engineer (Mech)
- Quality Control
- Reading Shop Blueprints
- Refrigeration and Air Conditioning
- Tool Design
- Tool Making

### RADIO, TELEVISION

- General Electronics Tech.

- Industrial Electronics
- Practical Radio-TV Eng'g
- Practical Telephony
- Radio-TV Servicing

### RAILROAD

- Car Inspector and Air Brake
- Diesel Electrician
- Diesel Engr. and Fireman
- Diesel Locomotive

### STEAM and DIESEL POWER

- Combustion Engineering
- Power Plant Engineer
- Stationary Diesel Engr.
- Stationary Fireman

### TEXTILE

- Carding and Spinning
- Cotton Manufacture
- Cotton Warping and Weaving
- Loom Fixing Technician
- Textile Designing
- Textile Finishing & Dyeing
- Throwing
- Warping and Weaving
- Worsted Manufacturing

Name \_\_\_\_\_ Age \_\_\_\_\_ Home Address \_\_\_\_\_  
 City \_\_\_\_\_ Zone \_\_\_\_\_ State \_\_\_\_\_ Working Hours \_\_\_\_\_ A.M. to P.M. \_\_\_\_\_  
 Occupation \_\_\_\_\_

Canadian residents send coupon to International Correspondence Schools, Canadian, Ltd., Montreal, Canada. . . . Special tuition rates to members of the U. S. Armed Forces.

# QUALITY CUT QUARTZ FOR EVERY SERVICE



All crystals made from Grade "A" imported quartz—ground and etched to exact frequencies. Unconditionally guaranteed! Supplied in:

- FT-243 holders  
pin spacing  $\frac{3}{16}$ "  
pin diameter .093
- MC-7 holders  
pin spacing  $\frac{3}{16}$ "  
pin diameter .125
- HC/6U metal sealed holders  
pin spacing .486"  
pin diameter .050 or .093
- FT-171 holders  
pin spacing  $\frac{3}{16}$ "  
banana pins
- DC-34 holders  
pin spacing  $\frac{3}{16}$ "  
pin diameter .156

## MADE TO ORDER CRYSTALS

1001 KC to 2500 KC:  
.01% Tolerance.....\$1.75      .005% Tolerance.....\$2.50

2501 KC to 9000 KC:  
.01% Tolerance.....\$1.50      .005% Tolerance.....\$2.50

Specify holder wanted.  
3500 KC hermetically sealed frequency marker crystal .005% tolerance fits octal tube socket.      **Special \$1.00**

ANY AMATEUR BAND CRYSTALS .05% Tolerance  
NOVICE BAND CRYSTALS

80 meters 3701—3749 KC  
40 meters 7152—7198 KC  
15 meters 7034—7082 KC      **99c ea.**

## 6 METER TECHNICIAN BAND CRYSTALS

8335KC-8550KC within 1 KC.....each      **99c**  
Exact Frequency .01%.....\$1.50 ea.

ASK YOUR LOCAL PARTS DISTRIBUTOR FOR TEXAS CRYSTALS... LOOK FOR THE YELLOW AND RED DISPLAY BOARD

SEALED OVERTONE CRYSTALS supplied in metal HC/6U holders—pin spacing .486, diameter .050.

- 10 to 30 MC .005 tolerance.....\$3.85 ea.
- 30 to 54 MC .005 tolerance.....\$4.10 ea.
- 55 to 75 MC .005 tolerance.....\$4.25 ea.

FUNDAMENTAL FREQ. SEALED CRYSTALS in HC/6U holders from 1400KC-10,000KC any frequency .005 tolerance.....\$3.50 ea.

## TEXAS CRYSTALS, TRANSISTORIZED 100 KC MARKER OSCILLATOR

Compact, portable. In attractive metal carrying case with handle. Size: 4" H x 3" W x 6" D. Connects to any receiver to get 100 KC markers from 100 KC to 50 MC. Factory wired with two transistors, one 100 KC crystal, self-contained battery. Shipping weight, 10 oz. Add 50c for prepaid parcel post. **Net \$17.95**

MARINE FREQUENCY CRYSTALS — All marine frequencies from 2000-3200 KC .005 tolerance. \$2.50 (Supplied in either FT-243, MC-7, or FT-171 holders.)

RADIO CONTROL CRYSTAL • 27.255 MC sealed crystals ( $\frac{1}{2}$ " pin spacing... specify pin diameter... .093 or .050) \$2.50 ea.

Stock crystals in FT-243 holders from 5675 KC to 8650 KC in 25 KC steps.....\$50c

FT-241 lattice crystals in all frequencies from 370 KC to 540 KC (all except 455 KC and 500 KC) Matched pairs = 15 cycles \$2.50 per pair. \$50c

200 KC Crystals, \$2.00; 455 KC Crystals, \$1.00; 500 KC Crystals, \$1.00; 100 KC Frequency Standard Crystals, \$4.50; 1000 KC Frequency Standard Crystals, \$3.50; Dual Socket for FT-243 Crystals, 15c; Ceramic socket HC/6U Crystals, 15c.

(Add 5c per crystal for postage and handling)

WRITE FOR CATALOG AND QUANTITY PRICES

# Texas Crystals

The Biggest Buy in the U.S.

8538 W. GRAND AVENUE · RIVER GROVE, ILL.  
ALL PHONES — GLADSTONE 3-3555

Terms: All items subject to prior sale and change of price without notice. All crystal orders MUST be accompanied by check, cash or M.O. WITH PAYMENT IN FULL. NO C.O.D.s. Postpaid shipments made in U.S. and possessions only. Add 5c per crystal for postage and handling charge.

## Carl & Jerry (Continued from page 12)

these two wires together; and that will start the Tele-Tattletale to talking."

Carl clicked his heels together and gave an exaggerated salute. "Start the countdown," he said, tucking the box under his arm and heading for the stairs. "As soon as I get my bicycle, T-T and I are going into orbit!"

JERRY BUSIED HIMSELF cleaning up the littered workbench, and he had just finished when the little speaker of the transceiver began to emit a regular series of musical notes of different pitches. Jerry spread out on the bench some graphs of the calibration of the different oscillators, and he ran a couple of leads from the transceiver speaker to the vertical input terminals of his scope. Then he connected the variable-frequency audio oscillator to the horizontal input terminals.

As this was completed, Carl came clattering down the steps and burst into the laboratory, wiping the perspiration from his red face. When he heard the beeping from the receiver, he relaxed with a pleased grin.

"Okay," he challenged; "what do you hear from outer space?"

Jerry was busy resetting the dial of the oscillator each time one of the brief notes was heard, so that the trace on the face of the scope settled down to what looked like a crudely drawn circle. With his left hand, he wrote down the dial settings of the oscillator.

"When the oscillator frequency is exactly the same as that coming over the receiver, the 1 to 1 ratio between the frequencies produces the circular or elliptical pattern, just like it said in that article on Lissajous figures in the March, 1957, POPULAR ELECTRONICS," he pointed out. "Now let's look at the graphs and see what we have. Hm-m-m-m, the temperature is about 86° for a tone of 470 cycles; so the



... Jerry reset the dial of the oscillator each time one of the brief notes was heard ...



Always say you saw it in—POPULAR ELECTRONICS



Accredited by the National Home Study Council

good training  
doesn't cost . . .  
it pays!

# How To Pass



Get Your FCC License Quickly

**We Guarantee** to train you **until you receive** **Your FCC License**

## Get Both FREE

Get your FCC Commercial License —or your money back

The Master Course in Electronics will provide you with the mental tools of the electronics technician and prepare you for a First Class FCC License (Commercial) with a radar endorsement. When you successfully complete the Master Course, if you fail to pass the FCC examination, you will receive a full refund of all tuition payments.

Cleveland Institute training results in job offers like these:

### Electronic Field Engineers:

Philco Corp. (Tech. Rep. Div.) offers opportunities for men experienced in the instruction, maintenance and overhaul of military radar or communications equipment. All applicants must be willing to accept available openings, domestic or overseas.

### Radio Technicians:

Capital Airlines has a need for aircraft radio technicians. Must have a 2nd or 1st phone license and some experience in the field of radio repair. Many company benefits.

**And our trainees get good jobs**

### Class A Electronic Technician

"All in all the course is excellent and I am getting many times the value it cost me. I have recently left the TV repair game for a position as a Class A Electronic Technician with Electronic Products. They think quite highly of your school, highly enough that they are paying over half of the tuition. The course is already paying off dividends."

Frank W. Druehl, Santa Barbara, Calif.

**Cleveland Institute of Radio Electronics**  
4900 Euclid Ave. Desk PE-39 Cleveland 3, Ohio

June, 1958



Mail Coupon Today

**Cleveland Institute of Radio Electronics**

Desk PE-39, 4900 Euclid Ave., Cleveland 3, Ohio

Please send Free Booklets prepared to help me get ahead in Electronics. I have had training or experience in Electronics as indicated below:

- |   |   |
|---|---|
| <input type="checkbox"/> Military           | <input type="checkbox"/> Broadcasting       |
| <input type="checkbox"/> Radio-TV Servicing | <input type="checkbox"/> Home Experimenting |
| <input type="checkbox"/> Manufacturing      | <input type="checkbox"/> Telephone Company  |
| <input type="checkbox"/> Amateur Radio      | <input type="checkbox"/> Other _____        |

In what kind of work are you now engaged?

In what branch of Electronics are you interested?

Name \_\_\_\_\_ Age \_\_\_\_\_

Address \_\_\_\_\_

City \_\_\_\_\_ Zone \_\_\_\_\_ State \_\_\_\_\_

PE-39

## Carl & Jerry (Continued from page 14)

box must be in the shade. The red end is 'seeing' light of around 200 foot-candles per square foot, and that is what a light meter shows looking to the north in open shade; but the blue end only reads about 25 foot-candles. The box must be lying with one end out in the open and the other end back in some sort of enclosure."

Jerry paused in puzzled fashion for a moment and then demanded: "You dog, did you prop that box up edge?"

Carl chuckled an admission. "I used a couple of rocks to do it."

"Okay, but you have it lying on the edge separating sides #1 and #4. The tone is just halfway between the ones it would have if the box were lying on either of these sides. Be quiet now and let's see if we can hear any sounds picked up by the mike."

As the sequence of tones ceased, the steady hiss of the carrier was modulated by some faint tinkling sounds. Jerry listened carefully for the full thirty seconds and then exclaimed: "That's rippling water! Let's see; the box is in the shade, near water, and it's half in and half out of some sort of enclosure. I've got it. I'll bet you parked the Tele-Tattletale at the

mouth of the culvert where the highway crosses Tick Creek!"

"You're just too good," Carl said, in pretended disgust. "That's exactly where it is. I hid it in a clump of grass growing at the north end of the culvert—"

**H**E WAS INTERRUPTED by the sudden sound of boyish voices echoing hollowly and coming from the speaker of the transceiver:

"This is a dandy place," one voice was saying. "No one can see us here. You got the fags? Here are the matches."

"Sure, I sneaked them out last night."

The conversation was cut off as the Tele-Tattletale started reporting on the temperature, etc.

"I'll bet anything that's the pair of little kids I met as I started back," Carl declared. "They were acting kind of sneaky."

The mike cut in again. "... green onions are to take the cigarette smell off our breath," a boyish voice said. "My old man uses an electric razor, but he's still got a razor strop, you know."

"He'll never know about this," the other voice replied. "Come on; give me a light."

As the mike cut off again, Carl suddenly reached for the transceiver. With a smile crinkling the corners of his blue eyes, he

### ASSEMBLE YOUR OWN

# WALKIE-TALKIE RADIOPHONES

#### General Specifications applying to all models:


Highest quality workmanship and materials, silver plated coils, ceramic capacitors and advanced design assures maximum performance with the longest battery life. Sensitive receivers can detect signals as small as one microvolt and feature automatic volume control and noise clipping. Transmitters use high level amplitude modulation, have a power input of one watt to the R.F. stage and will radiate a signal for 1 to 5 miles (depending on obstructions) using antennas supplied. Up to 40 miles have been reported by some of our customers when communicating with stations having directional beam antennas. Radiophones can be used singularly to communicate with fixed stations or two or more to communicate with each other providing they are for the same frequency band. Fully portable, no external connections needed. Uses standard radio and flashlight batteries available at your local store. Total weight of completed unit including all accessories is less than 5 1/2 lbs.

**Model TC-144.** Meets F C C requirements for general class amateur license. No minimum age requirement. Variable frequency transceiver circuit. Tunes from 144 to 148 mc. Wired, tested and guaranteed electronic chassis complete with two high frequency triodes (3A5) \$7.98

**Model TR-144.** Similar to above but with independently tuned receiver and transmitter circuits. Permits receiving frequency to be changed without affecting transmitting frequency. \$11.98

**Model TRX-50.** Crystal controlled transmitter and variable frequency receiver with R.F. stage. Tunable from 50 to 54 mc. Available also on neighboring frequencies at slight extra cost on special order. Meets F C C requirements for general and technician class amateur licenses as well as for civil defense and other special services. Wired, tested and guaranteed electronic chassis complete with six high frequency triode. (3-3A5's) \$16.98

**Model TRX-50-A.** Similar to above but with transistorized audio booster stage for extra loud reception. \$18.98



for as little as

**\$7.98**

plus accessories

**NOW 4 MODELS to CHOOSE FROM IMPROVED CIRCUITS GREATER POWER TRANSISTORIZED**

The following accessories are required to complete the walkie-talkie as illustrated:

Strang 16 gauge 8" x 5" x 3" aluminum case satin etched and anodized with all holes punched for quick assembly. Heavy duty battery holders with phosphor-bronze contacts, battery switch, telephone handset cradle, retractable coiled cord, adjustable shoulder strap, 18" or 24" antenna with loading coil (depending on frequency) and necessary hardware.

All for only..... \$9.98

Western Electric telephone handset with push-to-talk switch. \$6.98

Handset similar to above but used surplus. \$3.98

Input and output impedance matching transformers for either of the above handsets. Both for. \$1.98

Very active quartz transmitting crystal for models TRX-50 and TRX-50-A ground to .01% of your desired frequency and hermetically sealed. \$3.98

**HOW TO ORDER:** If your dealer cannot supply you with our products you may order direct from our factory by checking each item desired and ADD 5% of total for postage and insurance. Orders not paid in full will be sent COD for the balance due. COD orders must include \$3.00 deposit. All orders immediately acknowledged. Dealer inquiries invited.

FREE power output indicator kit with each order over \$20.00.

## SPRINGFIELD ENTERPRISES

Manufacturing division  
Box 54-E6, Springfield Gardens 13, N. Y.





1948—Early “point contact” transistor.

## The remarkable transistor observes its 10th birthday

In 1948, Bell Telephone Laboratories announced the invention of the transistor. In 1958, the transistor provided the radio voice for the first United States satellite.

To advance the transistor to its high level of usefulness, Bell Labs solved problems which, in themselves, approached the invention of the transistor itself in scientific achievement.

First, there had to be germanium of flawless structure and unprecedented purity. This was obtained by growing large single crystals—and creating the “zone refining” technique which reduces impurities to one part in *ten billion*.

The junction transistor, another radical advance, spurred transistor use. Easier to design,

lower in noise, higher in gain and efficiency, it became the heart of the new electronics.

An ingenious technique for diffusing a microscopically thin layer on semiconductors was created. The resulting “diffused base” transistor, a versatile broadband amplifier, made possible the wide use of transistorized circuits in telephony, FM, television, computers and missiles.

In telephony the transistor began its career in the Direct Distance Dialing system which sends called telephone numbers from one exchange to another. For Bell System communications, the transistor has made possible advances which would have been impossible or impractical a brief decade ago.



1958—Satellite transistor, incorporating 10 years of Bell Labs research and development.



BELL TELEPHONE LABORATORIES

WORLD CENTER OF COMMUNICATIONS RESEARCH AND DEVELOPMENT



Industry  
needs  
Electronic  
Technicians

# Let RCA train you in Advanced Electronics

This is the college-level training you need to work with professional engineers on research, development or production projects in such fields as: automation, guided missiles, radar, television, computers and other advanced electronic applications. RCA Institutes Resident School in New York City offers this comprehensive course that prepares you for any field of electronics you may choose.

It's the blue ribbon course at RCA Institutes Resident School—among several to suit your inclination and ambition. Other courses in TV & General Electronics, Radio & TV Servicing, and Radio Telegraph Operating.

Classes start four times each year. Applications now being accepted. Approved for Veterans



**RCA INSTITUTES, INC.**

School of Television and Electronic Technology  
A Service of Radio Corporation of America

RCA Institutes, Inc., Dept. PER-68  
350 W. Fourth St., N. Y. 14, N. Y.

Please send me your FREE catalog of  
Resident School courses in N. Y.



Name .....

Please print

Address .....

City ..... Zone ..... State .....

For Home Study Courses see ad on opposite page.

## Carl & Jerry (Continued from page 16)

pitched his voice as low as he could and spoke in sepulchral tones directly into the mike of the transceiver:

"That is what you think. Someone always knows when you try something as foolish as you boys are doing now."

That was all he said. The transceiver was switched back to the receive position. The Tele-Tattletale turned on the microphone, but at first not a sound could be heard except the rippling of the stream; then, suddenly, just before the mike cut off, there was a scrambling, scuffling sound followed by rapidly retreating footsteps.

"Come on," Carl said, heading for the door. "We'd better go rescue that precious little electronic snitcher before someone finds it. I don't want to lose that thing. It's got too many possibilities."

THE CULVERT was less than a half-mile away, and Carl and Jerry were there on their bicycles in no time at all. The Tele-Tattletale was still purring quietly away where Carl had hidden it in the tall grass. The boys walked along the narrow bank near the huge culvert; and soon they found four freshly pulled green onions, several wooden matches, and the contents of a broken package of cigarettes strewn over the narrow walkway.

"I'll bet we really made believers out of those two," Carl said with a chuckle as he kicked the cigarettes into the stream with the toe of his shoe and carefully picked up the matches. "As long as they live, those little boys will probably always feel that somebody—or something—is watching every bad move they make."

"I guess somebody or something really is," Jerry said thoughtfully, looking down at the little box he held in his hands. "You can call it 'conscience' or 'electronic Tele-Tattletale' or whatever you like, but it adds up to the same thing. Someone knows."

-50-



... "Someone always knows when you try something as foolish as you boys are doing now" ...

Always say you saw it in—POPULAR ELECTRONICS



RCA INSTITUTES offers you the finest of home study training. The equipment illustrated and text material you get with each course is yours to keep. Practical work with very first lesson. Courses for the beginner and the advanced student. Pay-as-you-learn. You need pay for only one study group at a time.

**Send for this  
FREE Book Now** ▶

[ RESIDENT SCHOOL courses in New York City offer comprehensive training in Television and Electronics. Day and evening classes start four times each year. Detailed information on request. To save time, paste coupon on postcard ]

**RCA INSTITUTES, Inc.** Home Study Dept. PE68  
A Service of Radio Corporation of America  
350 West Fourth Street, New York 14, N. Y.

Without obligation, send me FREE 52 page CATALOG on Home Study Courses in Radio, Television and Color TV. No salesman will call.

Name..... please print  
Address.....  
City..... Zone..... State.....  
Korean Vets! Enter discharge date.....

CANADIANS — Take advantage of these same RCA courses at no additional cost. No postage, no customs, no delay. Send coupon to: RCA Victor Company, Ltd., 5001 Cote de Liesse Rd., Montreal 9, Quebec  
To save time, paste coupon on postcard.

FOR RESIDENT SCHOOL COURSES SEE AD ON OPPOSITE PAGE

# First

# from PACO

manufacturers  
of quality  
electronic  
equipment  
in kit form



## TRANSISTOR and Crystal Diode TESTER in KIT FORM \$39.95

Model T-65 - only

PACO is the first to bring you a comprehensive transistor tester in kit form - available at your local distributor. This is the instrument you must have to maintain modern electronic equipment!

The T-65 provides comprehensive tests for  $I_{cbo}$ , gain, leakage, shorts, etc., on low, medium and high power transistors (p-n-p and n-p-n types), as well as tetrodes.

25 YEARS OF PRECISION  
KNOW-HOW ARE YOURS  
IN PACO KITS

MODEL V-70  
VACUUM TUBE VOLTMETER KIT  
NET PRICE: \$31.50

MODEL B-10  
BATTERY ELIMINATOR KIT  
NET PRICE: \$41.95

MODEL G-30  
RF SIGNAL GENERATOR KIT  
NET PRICE: \$28.50

MODEL G-30-PC with pre-wired  
and precalibrated front end.  
NET PRICE: \$35.50

MODEL S-50  
5" OSCILLOSCOPE KIT  
NET PRICE: \$49.50

MODEL C-20  
RES-CAP-RATIO BRIDGE KIT  
NET PRICE: \$20.95

MODEL T-60  
TUBE CHECKER KIT  
NET PRICE: \$38.75

MODEL Z-80  
RF-AF SIGNAL TRACER KIT  
NET PRICE: \$29.50

MODEL M-40  
HIGH-SENSITIVITY V-O-M KIT  
NET PRICE: \$31.50

► Available and on display at  
leading electronic parts distributors.  
Write for free descriptive bulletin.

## PACO ELECTRONICS CO., INC.

70-31 84th Street, Glendale 27, L. I., N. Y.

A DIVISION OF PRECISION Apparatus Company, Inc.

Export: 458 Broadway, New York 13, U. S. A.

Canada: Atlas Radio Corp., Ltd., 50 Wingold Ave., Toronto 19.



V-70



B-10



G-30



S-50



C-20



T-60



Z-80



M-40

# LETTERS FROM OUR READERS

## AM DX Clubs

■ I noted the letter from Jim Ernst in the April '58 issue regarding AM DX'ing, and thought your readers might be interested in knowing that there are two very fine clubs in our country specializing in this facet of the DX hobby. The National Radio Club and the Newark News Radio Club have both been active for about 25 years. The address of the National Radio Club is R. D. 1, Lake City, Pa., and yearly dues are \$4.00.

SCOOTER SEAGRAVES  
The Swamp Angel DX'er  
Stuttgart, Ark.

## Proximity Relay Parts

■ Pages 65 to 67 of the February 1958 issue of P.E. describe the construction of a battery-operated proximity relay. In the parts list, C2 is given as a capacitor in the L1 assembly, but there is no  $\mu$ fd. rating for this trimmer. What is it? And do RFC1 and C2 come as one unit from the manufacturer, or are they separate units to be joined together?

L. L. AMOS  
(No Address)

*These parts, enclosed in dashed box in the diagram, come with the coil assembly specified in the parts list.*

## Tip for Soldering Gun

■ On page 30 of the January 1958 issue, you give the suggestion by D.L.S. that longer life for tips can be obtained by using foreign matter to slow oxidation. I have an even better method. Tin the area just behind the tip.

P. A. ROBERTSON  
Rochester, N. Y.

## Wartime Use of Infrared

■ While awaiting a gastrectomy, I read with interest the Infrared article in your January '58 issue. Your contributor implies that the infrared camera was developed five years ago.

In 1939 I led a research team which found that all green pigments photographed black on IR but natural foliage photographed white to dark-grey, according to whether it was deciduous or conifer foliage. It was obvious that a German recon aircraft, using IR for fog or haze penetration, could, by photographing the same objective on a panchromatic film, have our installations clearly outlined by direct contrast with the surroundings.

We built an IR camera and used this to test newly synthesized green pigments. Ultimately we were able to produce a lake pigment which photographed identically on IR and panchromatic film. Some 4½ million gallons of camouflage paint were produced, under bombardment in London, for the RAF and USAAF, who collected it in 3000-gallon tankers and sprayed it directly on concrete runways as they hardened.

I do not claim this to be the first IR camera, as we obtained much useful data from a textbook

Always say you saw it in—POPULAR ELECTRONICS

Just off the press—newly revised and up-to-date  
Send for this **FREE** Booklet today!

• See what can be yours in the rapidly expanding field of...

# ELECTRONICS

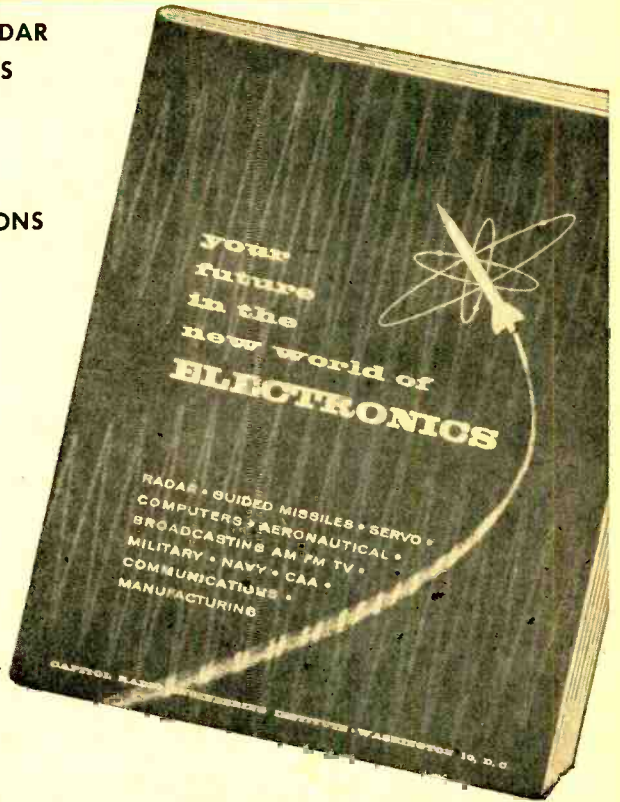
**INCLUDING: GUIDED MISSILES • RADAR**

- INSTRUMENTATION • COMPUTERS
- AUTOMATION • ASTRONAUTICS
- SERVO MECHANISMS
- AERONAUTICAL ELECTRONICS
- TELEMETERING • COMMUNICATIONS
- MANUFACTURING • TELEVISION
- BROADCASTING

*Electronics offers you a*

- Better Job
- Better Pay
- Promotion
- Greater Security
- Greater Confidence
- Better Living for You and Your Family

All these benefits can be yours if you act now! Take that first step this minute—No obligation whatsoever! Write  
Capitol Radio Engineering Institute  
Dept. 126-E 3224—16th St. N.W.,  
Washington 10, D. C.



## TAKE A MINUTE TO MAIL THIS COUPON FOR FREE BOOKLET!

### CAPITOL RADIO ENGINEERING INSTITUTE

ECOPD Accredited Technical Institute Curricula—Founded 1927  
Dept. 126-E 3224 16th St., N.W., Washington 10, D. C.

Please send me your course outline and **FREE** illustrated Booklet "Your Future in the New World of Electronics" . . . describing opportunities and CREI home study courses in Practical Electronic Engineering Technology.

- CHECK FIELD OF GREATEST INTEREST**
- Radar, Servo and Computer Engineering Technology
  - Electronic Engineering Technology
  - Broadcast (AM, FM, TV) Engineering Technology
  - Television Engineering Technology
  - Aeronautical Electronic Engineering Technology

Name ..... Age .....

Street .....

City ..... Zone ..... State .....

CHECK:  Home Study  Residence School  Korean Veteran

**NOT FOR BEGINNERS.** If you have had a high school education, and experience in electronics—and realize the need of high-level technical knowledge to make good in the better electronic jobs—you can qualify for CREI home study training. (Electronics experience is not required for admission to CREI Residence School.)

Please fill in the following information:

EMPLOYED BY .....

TYPE OF PRESENT WORK .....


EDUCATION: YEARS HIGH SCHOOL .....

YEARS COLLEGE .....

ELECTRONICS EXPERIENCE .....

# New! YEARS AHEAD! Lafayette STEREO TUNER KIT

THE MOST FLEXIBLE TUNER EVER DESIGNED



Use it as a Binaural-Stereophonic FM-AM tuner

Use it as a Dual-Monaural FM-AM tuner

Use it as a straight Monaural FM or AM tuner

- Multiflex Output for New Stereo FM
- 11 Tubes (including 4 dual-purpose) + Tuning Eye + Selenium rectifier Provide 17 Tube Performance
- 10KC Whistle Filter
- Pre-aligned IF's
- Tuned Cascade FM
- Separately Tuned FM and AM Sections
- Armstrong Circuit with FM/AFC and AFC Defeat
- 12 Tuned Circuits
- Dual Cathode Follower Output
- Dual Double-Tuned Transformer Coupled Limiters.

More than a year of research, planning and engineering went into the making of the Lafayette Stereo Tuner. Its unique flexibility permits the reception of binaural broadcasting (simultaneous transmission on both FM and AM), the independent operation of both the FM and AM sections at the same time, and the ordinary reception of either FM or AM. The AM and FM sections are separately tuned, each with a separate 3-gang tuning condenser, separate flywheel tuning and separate volume control for proper balancing when used for binaural programs. Simplified accurate knife-edge tuning is provided by magic eye which operates independently on FM and AM. Automatic frequency control "locks in" FM signal permanently. Aside from its unique flexibility, this is, above all else, a quality high-fidelity tuner incorporating features found exclusively in the highest priced tuners.

The 5 controls of the KT-500 are FM Volume, AM Volume, FM Tuning, AM Tuning and 5-position Function Selector Switch. Tastefully styled with gold-brass escutcheon having dark maroon background plus matching maroon knobs with gold inserts. The Lafayette Stereo Tuner was designed with the builder in mind. Two separate printed circuit boards make construction and wiring simple, even for such a complex unit. Complete kit includes all parts and metal cover, a step-by-step instruction manual, schematic and pictorial diagrams. Size is 13 3/4" W x 10 3/8" D x 4 1/2" H. Shpg. wt., 18 lbs.

The new Lafayette Model KT-500 Stereo FM-AM Tuner is a companion piece to the Models KT-300 Audio Control Center Kit and KT-400 70-watt Basic Amplifier Kit and the "Triumvirate" of these 3 units form the heart of a top quality stereo hi-fi system.

KT-500.....Net 74.50

KT-500 IN KIT  
74.50 FORM

ONLY 7.45 DOWN  
7.00 MONTHLY

## LAFAYETTE MASTER AUDIO CONTROL CENTER with BINAURAL CHANNEL AND DUAL VOLUME CONTROL.



KT-300  
39.50  
IN KIT  
FORM

- Self-Powered • DC On All Filaments
- 24 Positions of Equalization
- Tape Head Input, High Impedance
- Dual Cathode Follower Output Stages

This is not only the finest hi-fi preamp characterized by unmatched features, but it has been functionally designed to keep pace with the conversion of your present hi-fi system to binaural (Stereophonic) sound. Incorporates an extra channel and dual volume control for binaural reproduction. Features include DC on all tube filaments, negative feedback in every stage, dual cathode follower output stages and latest printed circuit construction. Less than 0.09% IM distortion and less than 0.07 harmonic distortion at 1V. Hum and noise level better than 80 db below 3V. Uniformly flat frequency response over entire audible spectrum. 7 inputs for every type of phono, tuner or tape. Tasteful styling, brilliantly executed. Size 12 3/4" x 9 1/8" x 3 3/4". Shpg. wt., 10 1/2 lbs.

KT-300—Lafayette Master Audio Control Kit Complete with cage and detailed assembly instructions. ....Net 39.50  
LT-30—Same as above completely wired and tested with cage and instruction manual. ....Net 59.50

## DELUXE 70 WATT BASIC AMPLIFIER



KT-400  
69.50  
IN KIT  
FORM  
ONLY 6.95  
DOWN  
7.00 MONTHLY

- Conservatively Rated At 70 Watts
- Metered Balance And Bias Adjust Controls
- Inverse Feedback • Variable Damping
- Available In Kit And Wired Form

Here's ultra-stability in a 70 watt basic power amplifier employing highest quality components conservatively rated to insure performance and long life. Features matched pair KT 88's and wide range linear Chicago output transformer, variable damping control, meter for bias and balance and gold finish chassis. Frequency response 10-100,000 cps  $\pm$  1db. Hum and noise 90db below full output. IM distortion less than 1 1/2% at 70 watts, less than 0.3% below 30 watts. Harmonic distortion less than 2% at 70 watts from 20 to 20,000 cps  $\pm$  1db. Output impedance 4, 8 and 16 ohms. Handsome decorative cage perforated for proper ventilation. Size 14 1/2" x 10 x 7 3/8" including cage and knobs. Shpg. wt., 40 lbs.

KT-400—Lafayette 70 watt Deluxe Basic Amplifier Kit complete with cage and detailed assembly instructions. ....Net 69.50  
LA-70—Same as above completely wired and tested with cage and instruction manual. ....Net 94.50

Lafayette Radio  
DEPT 1F

165-08 Liberty Ave.  
JAMAICA 33, N. Y.

NEW YORK 13, N. Y. 100 6th Ave.  
BRONX 58, N. Y. 542 E. Fordham Rd. BOSTON 10, Mass. 110 Federal St.  
PLAINFIELD, N. J. 139 W. 2nd St. NEWARK 2, N. J. 24 Central Ave.  
PLEASE INCLUDE POSTAGE WITH ORDER

# FREE LAFAYETTE CATALOG

FEATURING  
THE BEST  
BUYS IN  
THE  
BUSINESS




The newest and largest assortment of Electronic, Radio and TV parts, Hi-Fi and Public Address Components and systems, Test Equipment, tubes, Transistor Kits and miniaturized components for transistor circuitry, Ham Equipment, Builders Kits, Tools, Books, Microscopes, Binoculars, Telescopes, Cameras, and Drafting Equipment—ALL AT LOWEST PRICES—Catering to the economy minded dealer, serviceman, engineer, technician, experimenter and hobbyist. **CRAMMED FULL OF MONEY SAVING BUYS. SEND FOR YOUR FREE COPY TODAY.**

## NEW! 6 TRANSISTOR SUPERHET RECEIVER with LATEST NPN-PNP TRANSISTORS

- GE 2N188A AUDIO OUTPUT TRANSISTORS • 100% SUBMINIATURE PARTS—NO COMPROMISES!
- CLASS B PUSH-PULL AMPLIFICATION—PLENTY OF POWER. • FOR GROUP AND PRIVATE LISTENING
- LABORATORY DESIGNED—SENSITIVE, SELECTIVE, STABLE!

### Superb Performance! Incomparable Value!

Transistor-wise Lafayette proudly presents its newly revised 6 Transistor Superhet Receiver Kit KT-119A. This improved model uses the latest GE NPN-PNP Transistors in an ingeniously engineered, laboratory tested circuit providing superb performance and an amazing superior commercial quality. The circuit features a specially matched set of 3 IF transformers, Oscillator Coil, High-Q Loop, Class B Push-Pull Audio Amplification and optimum Transformer Coupling in audio and output stages. Has efficient 2 3/4" speaker for exemplary reproduction and earphone jack for private listening. Complete with all parts, transistors, pre-punched chassis, but less battery and leather case. New 28 page easy-to-follow step-by-step instruction book. Size 6 x 3 1/2 x 1 1/2. Shpg. wt., 3 lbs.



29.95

Less Case and Battery

- KT-119A — Complete Kit—Less Case and Battery..... Net 29.95
- BATTERY 9V BURGESS 2N6..... Net 1.30
- MS-339A — Sturdy attractive brown leather case with carrying strap for KT-119A. 6 x 3 1/2 x 1 1/2". Shpg. wt., 1 lb..... Net 2.95
- MS-366 — Sensitive matching earphone..... Net 1.29

## R/C ELECTRIC SERVO MECHANISM

### DESIGNED AND PRICED FOR HOBBYISTS

New, powerful, motor driven R/C actuator. Delivers positive, instantaneous action. Provides selective steering and electronic, automatic return to neutral: Extremely efficient when used with model boats and land vehicles. Only 2 1/2" x 2" x 1 3/4". Includes instructions and linkage. F-327 Net 4.95



### LITTLE "JEWEL" R/C RELAY

The Mighty Mite of the R/C field. Weighs less than 1/2 oz. Only 3/4"H x 17/32"W x 1-1/16"L. Highly sensitive—extremely rugged. Pulls at 1.4 Ma—drops out 1.2 Ma D.C. S.P.D.T. 5000 ohm coil. F-260 Net 2.75



## Lafayette's Radio-Control Specialties

### LAFAYETTE SPECIAL R/C TRANSMITTER

New crystal controlled 27.255 MC R/C transmitter, completely assembled, tested and guaranteed. Includes tube, crystal and 6 section telescoping antenna. Approx. 1 mile range. Size 8 1/2 x 2 1/4 x 1 3/4". Shpg. wt., 2 1/2 lbs. Less batteries. F-249 R/C TRANSMITTER (Less Batteries) Net 14.95

### LAFAYETTE SPECIAL R/C RECEIVER

New factory wired and tested RC receiver. Completely enclosed — for use around water — case may be removed. Ready to operate on exam-free 27.255 MC band. Has fine tuning control, antenna lead, and connector plug. Requires one 1.5V and one 45V battery. Complete with 354 tube, less batteries. Size 3 x 2 1/4 x 1 1/2". Ideal companion for F-249 Transmitter. Shpg. wt., 8 oz. F-208 R/C RECEIVER (Less Batteries) Net 8.95

### SPECIAL COMBINATION OFFER

Consists of R/C Transmitter (F-249) and R/C Receiver (F-208) F-259 Combination Net 22.90



## 3 TRANSISTOR SUPERHET POCKET RADIO KIT

- A TRUE POCKET SUPERHET RECEIVER—NO EXTERNAL ANTENNA!
- JOE ETERNAL CROWD!

A remarkable sensitive, super-selective pocket superhet receiver with astonishing performance over the complete broadcast band. Uses 2 high-frequency and one audio transistor plus efficient diode detector and features 2 specially matched IF transformers for maximum power transfer. The components are housed in a professional looking beige plastic case.



The receiver's appearance enhanced by attractive maroon and silver station dial. Sensitive built-in ferrite antenna eliminates need for external antenna. A designer's dream in a true pocket superhet receiver! Complete with all parts, transistors battery, case, dial and easy to follow step-by-step instructions. 4 1/4" x 2 1/4" x 1-1/16". Shpg. wt., 1 lb.

- KT-116 — Complete Kit, less earphone..... Net 16.95
- MS-260 — Super Power Dynamic Earphone..... Net 3.95

## NEW! HIGH SENSITIVITY POCKET MULTITESTER

20,000 OHMS PER VOLT DC — 10,000 OHMS PER VOLT AC

A terrific buy in a convenient accurate, completely wired instrument. Has a 3" 36  $\mu$ A meter, 1% precision resistors and efficient single selector switch. Scales: Volts DC and AC; 0-10-50-250-500-1000 Ohms; 0-50K-500K-5 Meg; DC current; 0-50  $\mu$ A-1MA-25MA-500MA; Decibels; —20 to +22, +20 to 36. Attractive plastic front in rugged shielding metal case. Imported to save you money. Size: 3-5/8 x 5 1/4 x 1-5/8". Complete with batteries and test leads. Shpg. wt., 3 1/2 lbs. RW-50 Imported..... Net 14.50




## LAFAYETTE SIGNAL GENERATOR

COMPLETELY WIRED AND TESTED!  
ACCURACY AND QUALITY  
GUARANTEED!

22.50

- FREQUENCY 120KC to 260MC!
- 120KC to 120MC ON FUNDAMENTALS!
- 30 DAY TRIAL PERIOD! FULL REFUND IF YOU ARE NOT SATISFIED FOR ANY REASON



Completely wired and tested instrument. Do not confuse with kits sold in the same price range. Has the quality and accuracy of instruments selling for 3 to 4 times as much. Six overlapping ranges — 120KC to 320KC, 320KC to 1000KC, 1MC to 3.2MC, 3.2MC to 11MC, 11MC to 38MC, 37MC to 130MC — all on fundamentals — calibrated harmonics from 120MC to 260MC. Switch between internal modulation at 400 cps or any external source at other frequencies. 400 cps signal can be used separately. Outputs are unmodulated RF, modulated RF and 400 cps audio. RF output is in excess of 100,000 micro volts. Jacks are provided for high or low RF output.

Highly stable special circuit design. Fine adjust RF control. AF output 2-3 volts, input 4 volts, across 1 megohm. 6 inch etched dial plate — protected by clear plastic bezel. Common AF terminals for EXT-MOD input and INT-AF output eliminates need for special connectors. Gray metal case — carrying handle complete with leads, line cord and plug. For 105-125V, 60-00 cycle A.C. Shpg. wt., 8 lbs.

LSG-10 — Signal Generator..... 22.50

**Lafayette Radio** 165-08 Liberty Ave. JAMAICA 33; N. Y. 100 SIXTH AVE. NEW YORK, N. Y. PLAINFIELD, N. J., 119 W. Second St. BOSTON 10, MASS., 110 Federal St. BROWNSVILLE, N. Y., 540 E. Fordham Rd. NEWARK 2, N. J., 24 Central Ave. Include postage with order.

**Letters**

(Continued from page 20)

which was published by Pitman, London, in 1936.

Incidentally, my German Kodak Retina I (1952) is calibrated and engraved for IR use, and I have used it with British Kodak IR film and filter with great success at home.

My congratulations on a very interesting magazine.

H. C. DEVROOME  
London, England

**True Experimenter Spirit**

■ I have just completed my first unit which appeared in your magazine. I built the "Conversation Piece" transistor preamp in the March 1958 issue (p. 63), and had lots of fun doing it. I built it in an aluminum box (1½"x2"x3¼"), which makes it very compact and neat.

The only thing I could not figure out on the transistors was which lead was the emitter and which the collector. I knew the base was the middle one, though. So, after much puzzling, I just put them in anyway. The preamp works beautifully, but I still don't know if the transistors are in wrong or right.

LAURA BUTTS  
Solon, Ohio

**Improved Capacitance Tester**

■ Having accumulated a collection of mongrel capacitors in my wanderings through the field, I recalled Rufus Turner's article in the August 1957 issue and decided to build myself one of his

capacitance bridges. He stated that you can measure very small values by putting a capacitor in parallel with the one to be measured, and measuring the sum.

I built this feature into my bridge, with an extra switch to cut in a 200-μfd. mica capacitor. Instead of grounding the A terminal for the meter, as he shows, I grounded the B terminal (the one that goes to the slider) to the chassis, and have no trouble at all with false null. After trying out a few capacitors of known value and getting the "feel" of the gadget, I find I can come very close and have even come out right on a 22-μfd. ceramic.

I'm a technical writer by trade, and have just started working for \_\_\_\_\_ Co. as an engineering assistant. Much of the knowledge I needed to get this job came from your magazine.

G. STEVENSON  
Watertown, Mass.

**Don't Swamp This Reader**

■ I just completed a course in TV and have diplomas in both radio and television. I will gladly help out anyone having trouble in wiring radio, TV, or instrument kits.

PIERRE LANGLOIS  
5514 Verdun Ave.  
Verdun, P. Q., Canada

**Not As Easy As It Seems**

■ You would be doing a great service to many readers who have very small, medium and large battery portable radios which have all the major

**NOW YOU CAN SECURE A  
HIGH SALARIED • TOP PRESTIGE  
CAREER IN ELECTRONICS  
IN ONLY ONE YEAR!**

ELECTRONICS is the fastest growing industry in America today, creating unlimited opportunities for high salaries, with rapid advancement in INDUSTRY AND THE ARMED FORCES for Bailey Trained electronic engineering technicians.

LARGE CORPORATIONS from coast to coast, and BRANCHES OF THE ARMED FORCES send recruiters to visit each graduating class at Bailey Tech, offering unusually high starting salaries.

BAILEY GRADUATES ARE BEING HIRED for such fascinating and interesting work as technical salesmen, research and development of guided missiles, electronic business machines and automatically controlled manufacturing plants, etc., also good RATINGS IN THE ARMED FORCES.

UP TO SEVEN TECHNICIANS are needed for every engineer . . . this, plus superior training is why Bailey Graduates are being paid more to start, and are advancing more rapidly than many men who have spent four years in training.

Resident training is easier and costs less than you may think! We provide housing and part-time jobs while in school, plus free nationwide employment service for graduates. If you want to quickly enter America's fastest growing and most exciting industry, write for free booklet . . . no obligation.

**VETERAN APPROVED  
BAILEY TECHNICAL SCHOOLS**  
1625 S. Grand • St. Louis 4, Mo.



This Minneapolis-Honeywell system controls hundreds of automatic manufacturing operations. Experience on live equipment is emphasized at Bailey and is another reason for the tremendous backlog of high pay positions waiting BAILEY GRADUATES.

**MAIL TODAY**

Please mail immediately this free booklet without obligation

Name \_\_\_\_\_  
Address \_\_\_\_\_  
City \_\_\_\_\_ State \_\_\_\_\_






**WE'RE MAKING IT EASIER THAN EVER TO BECOME A WELL PAID  
RADIO-TELEVISION SERVICE TECHNICIAN**

**NOW - Just \$6 Starts You Training in  
RADIO-TELEVISION**

**the SPRAYBERRY "Learn-by-Doing" Way...**

**25 BIG, COMPLETE KITS  
of PARTS & EQUIPMENT**





To help you learn fast the practical side of Radio-Television, we send you expertly engineered training kits to test and assemble for interesting, valuable shop-bench practice!

• The new Sprayberry Training Television Receiver, built and tested in 5 sections.

• Now offered... this fine modern oscilloscope.

• You build this powerful two-band superheterodyne radio receiver.

**Big New  
CATALOG  
AND  
Sample Lesson  
FREE!**



You build the new Sprayberry tester—a complete 18-range Volt-Ohm-Milli-ammeter test meter.

★ ★ ★ This great industry is begging for trained men... to step into good paying jobs or a profitable business of their own! Our new plan opens the doors of Radio-Television wide to every ambitious man who is ready to act at once!

Men by the thousands... trained Radio-Television Service Technicians... are needed at once! Perhaps you've thought about entering this interesting, top paying field, but lack of ready money held you back. Now—just \$6 enrolls you for America's finest, most up to date home study training in Radio-Television! Unbelievable? No, the explanation is simple! We believe Radio-Television *must* have the additional men it needs as quickly as possible. We are willing to do our part by making Sprayberry Training available for less money down and on easier terms than ever before. This is your big opportunity to get the training you need... to step into a fine job or your own Radio-Television Service Business.

**Complete Facts Free—Act Now; Offer Limited**

Only a limited number of students may be accepted on this liberal and unusual basis. We urge you to act at once... mail the coupon below and get complete details plus our big new catalog and an actual sample lesson—all free. No obligation... no salesman will bother you.

**HOME STUDY TRAINING IN SPARE TIME**

Under world-famous 27-year old Sprayberry Plan, you learn entirely at home in spare time. You keep on with your present job and income. You train as fast or as slowly as you wish. You get valuable kits of parts and equipment for priceless shop-bench practice. And everything you receive, lessons and equipment alike, is all yours to keep.

**LET US PROVE HOW EASILY YOU CAN LEARN!**

Radio-Television needs YOU! And Sprayberry is ready to train you on better, easier terms, than any ambitious man can afford. Just \$6 starts you! Mail coupon today... let the facts speak for themselves. You have everything to gain. Let us prove the kind of opportunity in store for you!

**SPRAYBERRY Academy of Radio-Television**

1512 Jarvis Avenue, Dept. 105-H, Chicago 26, Illinois

**Mail This Coupon Now—No Salesman Will Call**

**Sprayberry Academy of Radio-Television  
Dept. 105-H, 1512 W. Jarvis Ave., Chicago 26, Ill.**

Please rush all information on your ALL-NEW Radio-Television Training Plan. I understand this does not obligate me and that no salesman will call upon me. Include New Catalog and Sample Lesson FREE.

NAME..... Age.....

ADDRESS.....

CITY..... ZONE..... STATE.....



# BARGAIN BUYS

from **WHOLESALE RADIO**

Hi-Fi Value! Compare with \$44 units!

## ENCLOSURE

For 12" or 15" SPEAKER

**19<sup>95</sup>**



Size: 22 3/4" H x 20" W x 15 1/2" D. Not A Kit! Completely Assembled. Ready To Paint or Varnish.

Combination offer Enclosure & RCA Speaker, below **25.95**

**12 Watt, Full range, 12" RCA SPEAKER** **6<sup>95</sup>**

6.8 oz. permanent magnet

Save 6.05. Reg. \$33

## WEBCOR

4 spd. changer

- New magic mind
- Fully automatic
- Turnover cartridge

**26<sup>95</sup>**

Philmore Portable

## TRANSISTOR RADIO KIT

With Loud Speaker

2 transistors and germanium diode. 4" pm speaker. Plastic cabinet. All parts, instructions included. Less battery. **TR-22**  
Burgess P-6 9 V. battery 77c

**12<sup>94</sup>**

For Transistor Circuits

## DYNAMIC EARPHONE

15 ohms for most all popular transistor sets. With angle plug. 3 ft. cord. Fits into ear. Also 2000 ohms. Order DE-15 or DE-2000.

**1<sup>95</sup>**

## CRYSTAL MIKES

Terrific value **2<sup>95</sup>**

60-7000 cps response. Hi output: minus 50 db. Hi-Z. 3" x 2 1/4" x 1 3/8". 4 oz.

Audio Devices

## RECORDING TAPE

Lots of 3-1.69, 6-1.65, 12-1.59 ea.

**1<sup>79</sup>**

FR-7  
1200 ft.

Jiffy TAPE SPLICER  
1.50

## HOBBYISTS!

We Have Them

North Hills' Electric Coils and coil forms.

Pacific Semiconductor diodes and varicaps

Hupp photo cell  
GD8-10 \$3.50

Complete line of miniaturized components and transistors.

Weller

## SOLDERING GUN KIT

100 w. of concentrated heat. Twin light beam. You get gun, solder, brush, aid. **5<sup>83</sup>**

## WHOLESALE RADIO PARTS, INC.

Baltimore, Md.  
311 W. Baltimore St.  
MU. 5-2134

York, Pa.  
1650 Whitford Rd., Box 783  
York 7881

Write for our bargain filled "Best Buys Catalog"

## Letters

(Continued from page 24)

essential parts already if you would give us some circuits for converting these battery portables to transistor operation, to save costs of constant expensive battery replacement.

HARRY MARCUSA  
Paterson, N. J.

## Need February '57?

■ I noticed in the *Letters from Readers* column that the February 1957 issue is out of circulation. I have a copy of that issue which I would like to trade for a copy of the September 1957 issue. This copy is unmarked with no subscriber name or newsstand stamp.

ROBERT A. VENSON  
Galveston, Texas

## Anyone Got a Mine Field?

■ I recently purchased an SCR025-4 Army Mine Detector from an advertiser in your October issue. No complaint. It's in good shape and works fine. My trouble is, I'm getting tired of digging up old beer cans, and nothing else, so I'm wondering if you can tell me how to make it more sensitive to smaller objects. If not, how about directing me to a good mine field somewhere?

EDWARD H. STEVENS  
Imperial Beach, Calif.

## More Coming

■ After reading several comments about the v.h.f. "T" ear in succeeding issues, I dug out my July '57 copy of your magazine and built the "de luxe" version. That it works very well will be no surprise to you.

Now that you have aroused a lot of interest and probably an unusual amount of reader response, I am sure that many people would like to have you follow it up with a more advanced receiver for the v.h.f. aircraft bands—transistorized if possible, with more sensitivity, loudspeaker and possible coil and antenna specs for extended range.

Your magazine is filling a real need for us beginners.

NORMAN A. CUCUEL  
Bristol, Conn.

## Tetrode Transistor Problem

■ In answer to Stanley Livingston (*Letters*, April, 1958) concerning his problem of a bad tetrode transistor, I offer the following comments.

The resistance between the two bases should be quite low. However, the current flow at base number two is generally limited to a small value, such as 300 microamps in the case of a 2N35, with which I am familiar. It is possible that either the circuit in which his transistor was originally used or the ohmmeter he used to check the base-two resistance passed sufficient current to cause the connection to the crystal to open (most ohmmeters pass a healthy slug of current on low ranges).

If this is a true tetrode transistor, the above is the most likely cause. Since he did not specify which type he had, there is a possibility of his unit having a fourth lead which is used as a ground for the transistor case. RCA manufactures transistors of this type, and possibly there

# BUILD 16 RADIO

Reg. U. S.  
Pat. Off.

## CIRCUITS AT HOME

with the New Deluxe 1958

## PROGRESSIVE RADIO "EDU-KIT"

### A Practical Home Radio Course

ONLY \$22.95



- Now Includes**
- ★ TRANSMITTER
  - ★ SIGNAL TRACER
  - ★ SIGNAL INJECTOR
  - ★ CODE OSCILLATOR
  - ★ No Knowledge of Radio Necessary
  - ★ No Additional Parts or Tools Needed
  - ★ EXCELLENT BACKGROUND FOR TV
  - ★ School Inquiries Invited
  - ★ Sold in 79 Countries

**YOU DON'T HAVE TO SPEND HUNDREDS OF DOLLARS FOR A RADIO COURSE**

The "Edu-Kit" offers you an outstanding PRACTICAL HOME RADIO COURSE at a rock-bottom price. Our Kit is designed to train Radio & Electronics Technicians, making use of the most modern methods of home training. You will learn theory, construction practice, and servicing. THIS IS A COMPLETE RADIO COURSE IN EVERY DETAIL. You will learn how to build radios, using regular schematics; how to wire and solder in a professional manner; how to service radios. You will work with the standard type of punched metal chassis as well as the latest development of Printed Circuit chassis. You will learn the basic principles of radio. You will construct, study and work with RF and AF amplifiers and oscillators, detectors, rectifiers, test equipment. You will learn trouble-shooting, using the Progressive Signal Tracer, Progressive Signal Injector, Progressive Dynamic Radio & Electronics Tester and the accompanying instructional material. You will receive training for the Novice, Technician and General Classes of F.C.C. Amateur License. You will build 16 Receiver, Transmitter, Code Oscillator, Signal Tracer and Signal Injector circuits, and learn how to operate them. You will receive an excellent background for Television, Hi-Fi and Electronics. Absolutely no previous knowledge of radio or science is required. The "Edu-Kit" is the product of many years of teaching and engineering experience. The "Edu-Kit" will provide you with a basic education in Electronics and Radio, worth many times the complete price of \$22.95. The Signal Tracer alone is worth more than the price of the entire Kit.

### THE KIT FOR EVERYONE

You do not need the slightest background in radio or science. Whether you are interested in Radio & Electronics because you want an interesting hobby, a well paying business or a job with a future, you will find the "Edu-Kit" a worth-while investment. Many thousands of individuals of all

ages and backgrounds have successfully used the "Edu-Kit" in more than 79 countries of the world. The "Edu-Kit" has been carefully designed, step by step, so that you cannot make a mistake. The "Edu-Kit" allows you to teach yourself at your own rate. No instructor is necessary.

### PROGRESSIVE TEACHING METHOD

The Progressive Radio "Edu-Kit" is the foremost educational radio kit in the world, and is universally accepted as the standard in the field of electronics training. The "Edu-Kit" uses the modern educational principle of "Learn by Doing." Therefore you construct, learn schematics, study theory, practice, trouble-shooting—all in a closely integrated program designed to provide an easy-learned, thorough and interesting background in radio. You begin by examining the various radio parts of the "Edu-Kit." You then learn the function, theory and wiring of these parts. Then you build a simple radio. With this first set you will enjoy listening to regular broadcast stations, learn theory, practice testing and trouble-shooting. Then you build a more advanced radio, learn more advanced theory and techniques. Gradually, in a progressive manner, and at your own rate, you will find yourself constructing more advanced multi-tube radio circuits, and doing work like a professional Radio Technician. Included in the "Edu-Kit" course are sixteen Receiver, Transmitter, Code Oscillator, Signal Tracer, and Signal Injector circuits. These are not unprofessional "breadboard" experiments, but genuine radio circuits constructed by means of professional wiring and soldering on metal chassis, plus the new method of radio construction known as "Printed Circuitry." These circuits operate on your regular AC or DC house current.

### THE "EDU-KIT" IS COMPLETE

You will receive all parts and instructions necessary to build 16 different radio and electronics circuits, each guaranteed to operate. Our Kits contain tubes, tube sockets, variable electrolytic, mica, ceramic and paper dielectric condensers, resistors, tie strips, coils, hardware, tubing, punched metal chassis, Instruction Manuals, hook-up wire, solder, etc. In addition you receive Printed Circuit materials, including Printed Circuit chassis, special tube sockets, hardware and instructions. You also receive a useful set of tools, a professional precision soldering iron, and a self-powered Dynamic Radio and Electronics Tester. The "Edu-Kit" also includes Code Instructions and the Progressive Code Oscillator, in addition to F.C.C.-type Questions and Answers for Radio Amateur License training. You will also receive lessons for servicing with the Progressive Signal Tracer and the Progressive Signal Injector, a High Fidelity Guide and a Quiz Book. You receive Membership in Radio-TV Club, Free Consultation Service, Certificate of Merit and Discount Privileges. You receive all parts, tools, instructions, etc. Everything is yours to keep.

### FREE EXTRAS

- SET OF TOOLS
- SOLDERING IRON
- ELECTRONICS TESTER
- PLIERS-CUTTERS
- ALIGNMENT TOOL
- WRENCH SET
- VALUABLE DISCOUNT CARD
- CERTIFICATE OF MERIT
- TESTER INSTRUCTION MANUAL
- HIGH FIDELITY GUIDE & QUIZZES
- TELEVISION BOOK & RADIO TROUBLE-SHOOTING BOOK
- MEMBERSHIP IN RADIO-TV CLUB: CONSULTATION SERVICE & FCC AMATEUR LICENSE TRAINING
- PRINTED CIRCUITRY

### SERVICING LESSONS

You will learn trouble-shooting and servicing in a progressive manner. You will practice repairs on the sets that you construct. You will learn symptoms and causes of troubles in home, portable and car radios. You will learn how to use the professional Signal Tracer, the unique Signal Injector and the dynamic Radio & Electronics Tester. While you are learning on this practical way, you will be able to do many a repair job for your friends and neighbors, and charge fees which will far exceed the price of the "Edu-Kit." Our Consultation Service will help you with any technical problems you may have. J. Stataitis, of 25 Poplar Pl., Waterbury, Conn., writes: "I have repaired several sets for my friends, and made money. The "Edu-Kit" paid for itself, I was ready to spend \$240 for a Course, but I found your ad and sent for your Kit."

### FROM OUR MAIL BAG

Ben Valerio, P. O. Box 21, Magna, Utah: "The Edu-Kits are wonderful. Here I am sending you the questions and also the answers for them. I have been in Radio for the last seven years, but like to work with Radio Kits, and like to build Radio Testing Equipment. I enjoyed every minute I worked with the different kits; the Signal Tracer works fine. Also like to let you know that I feel proud of becoming a member of your Radio-TV Club." Robert L. Shuff, 1534 Monroe Ave., Huntington, W. Va.: "Thought I would drop you a few lines to say that I received my Edu-Kit, and was really amazed that such a bargain can be had at such a low price. I have already started repairing radios and phonographs. My friends were really surprised to see me get into the swing of it so quickly. The Troubleshooting Tester that comes with the Kit is really swell, and finds the trouble, if there is any to be found."

### UNCONDITIONAL MONEY-BACK GUARANTEE

### ORDER DIRECT FROM AD—RECEIVE FREE BONUS RESISTOR AND CONDENSER KITS WORTH \$7

- Send "Edu-Kit" postpaid. I enclose full payment of \$22.95.
- Send "Edu-Kit" C.O.D. I will pay \$22.95 plus postage.
- Send me FREE additional information describing "Edu-Kit."

Name .....

Address .....

**PROGRESSIVE "EDU-KITS" INC.**  
497 Union Ave., Dept. E45D, Brooklyn 11, N. Y.

### PRINTED CIRCUITRY

At no increase in price, the "Edu-Kit" now includes Printed Circuitry. You build a Printed Circuit Signal Injector, a unique servicing instrument that can detect many Radio and TV troubles. This revolutionary new technique of radio construction is now becoming popular in commercial radio and TV sets.

A Printed Circuit is a special insulated chassis on which has been deposited a conducting material which takes the place of wiring. The various parts are merely plugged in and soldered to terminals.

Printed Circuitry is the basis of modern Automation Electronics. A knowledge of this subject is a necessity today for anyone interested in Electronics.

**Letters**

(Continued from page 26)

are others. If his is an RCA unit, I suggest making an ohmmeter check between the extra lead and the case to see if it is of this type.

BRADFORD O. VAN NESS  
Phoenix, Ariz.

For more information on tetrode and triode transistors with four leads, see *Transistor Topics* in this issue.

**Antique Lamps Needed**

■ I am a charter subscriber to POPULAR ELECTRONICS. Please do not change anything about it, especially the picture diagrams of electronic hook-ups for various projects.

Do you know where I can obtain some of the old tungsten lamps with the "W" type filament? I would like to use these in old light fixtures that are more or less on the antique side.

L. E. STAUBER  
Rural Hall, N. C.

**PLEASE!**

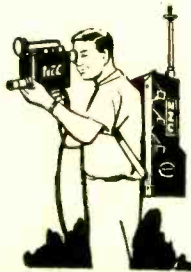
POP'tronics receives nearly 1000 letters a month from readers. Many request plans for special construction projects, analysis of service problems or opinions of commercial equipment. We wish it were possible to comply with individual personal attention but we do not sell plans, analysis or advice.

**BURGESS BATTERIES** *Power THEM!*

Uniform high quality and longer life are reasons why Burgess batteries are standard equipment in many complex electronic machines of our age. These same qualities, plus engineering know-how, fit Burgess batteries into everyday industrial applications. Illustrated are just a few of Burgess battery applications. Call on Burgess today!



WALKIE-TALKIES




PORTABLE TV CAMERAS

PORTABLE TAPE RECORDERS

PORTABLE PHONOGRAPHS



America's No. 1  
Flashlight  
Battery Line



Radar-Lite




Radar-Lamp




Radar Bearcat

Perfect portable lights for America on the move




NUCLEAR DEVELOPMENT



TEST EQUIPMENT



ELECTRONIC DEVICES



TRANSISTOR CIRCUITS

**BURGESS BATTERY COMPANY**

FREEPORT, ILLINOIS  
NIAGARA FALLS, CANADA

**AT LAST!**

# RADIO-TV and ELECTRONICS TRAINING

## ... AT A PRICE YOU CAN AFFORD!



**\*21 INCH**  
Receiver Kit included

Yes, this great course costs far less than any training of its kind given by other major schools! Radio-Television Training School will train you for a good job in Television or Industrial Electronics — **AT HOME IN YOUR SPARE TIME.**

Think of it — a complete training program including over 120 lessons, Fourteen Big Radio-Television Kits, Complete Color-TV Instruction, Unlimited Consultation Service... **ALL at a really big saving to you.** How can we do this? Write to us today... and find out!

And what's more — you can (if you wish) **OPEN YOUR OWN RTS-APPROVED AND FINANCED RADIO-TV SERVICE SHOP**

**We Want 100 More Shops This Year**

This 35 year old training organization — called RTS, that's Radio-Television Training School — wants to establish a string of Radio-TV Repair Shops in principal cities throughout the U. S. So far, 36 such shops are **NOW IN BUSINESS AND PROSPERING.** We are signing contracts with ambitious men to become future owners and operators of these shops in all areas.

**FOR UNSKILLED INEXPERIENCED MEN ONLY — WE TRAIN YOU OUR WAY!**

We must insist that the men we sign up be trained in Radio-TV Repair, Merchandising and Sales by our training methods—because **WE KNOW** the requirements of the industry. Therefore, we will **TRAIN YOU**... we will show you how to earn **EXTRA CASH**, during the first month or two of your training period. **YOU KEEP YOUR PRESENT JOB. TRAINING TAKES PLACE IN YOUR OWN HOME, IN YOUR SPARE TIME!**

**COMPLETE COLOR INSTRUCTION INCLUDED**

*you build all these units*



\*tubes excluded

### RADIO-TELEVISION TRAINING SCHOOL

5100 S. VERMONT AVENUE  
LOS ANGELES 37, CALIFORNIA

Est. 1922



**ACT NOW!**

**RTS APPROVED SERVICE SHOP**

Get your free book on the **FAMOUS RTS BUSINESS PLAN** find out how you can open **A REPAIR SHOP OF YOUR OWN**

We supply and finance your equipment

When you are ready and qualified to operate one of our RTS-Approved TV Repair Shops **WE WILL SUPPLY AND FINANCE EVERY BIT OF EQUIPMENT YOU NEED TO GET STARTED** plus an inventory of parts and supplies. In other words we will stake you... **AN OFFER NEVER MADE BEFORE BY ANY TRAINING ORGANIZATION.** Under the RTS Business Plan you receive:

1. An electric sign for the shop front.
2. Complete laboratory of test equipment.
3. Letterheads, calling cards, repair tickets, etc.
4. Basic inventory of tubes, parts, supplies.
5. Complete advertising and promotional material.
6. Plans for shop arrangement.
7. Instructions on how to go into business.
8. Continuous consultation and help.
9. The right to use RTS Seal of Approval, and the RTS Credo.
10. The right to use the Famous Trade Mark.



RTS' Membership in The Association of Home Study Schools is your assurance of Reliability, Integrity, and Quality of Training.

**ALL THESE FREE!**



**CUT OUT AND MAIL — TODAY!**

#### RADIO-TELEVISION TRAINING SCHOOL

5100 S. Vermont Avenue, Dept. PE 68,  
Los Angeles 37, California

SEND ME FREE — all of these big opportunity books — "Good Jobs in TV-Electronics," "A Repair Shop of Your Own" and "Sample Lesson." I am interested in:

- Radio-Television       Industrial Electronics (Automation)

Name \_\_\_\_\_ Age \_\_\_\_\_

Address \_\_\_\_\_

City & State \_\_\_\_\_

300



Exciting new 3-way portable radio receiver especially designed by National, leading supplier of military and marine communications equipment for over 40 years.

The versatile National NC-66 has 5 bands covering 150 kc to 23 mc; Marine direction finder band (150 kc to 400 kc), standard AM broadcast band, amateur and world-wide shortwave bands. Operates on self-contained battery pack or 115 volt AC/DC.

A radio direction finder accessory (RDF-66 illustrated) includes null meter and extremely sensitive flat loop antenna. Plugged into the NC-66, it provides efficient, low cost direction finding for boat owners.

Other NC-66 features: full electrical bandspread, ferrite and whip antennas, salt spray tested, big, easy-to-read slide rule dial. Rugged, two-tone metal cabinet is handsomely styled including carrying handle. Overall size: 12-5/16" wide x 9-11/16" high x 10" deep. Weighs 16 lbs. less batteries.



Only \$12.95\* down . . . up to 20 months to pay at most stores.

\*Suggested price: \$129.95, less batteries (slightly higher west of the Rockies).


RDF-66 Direction Finder accessory plugs into NC-66 only \$39.95.

Since 1914 **National**



Malden 48, Mass

# POP'tronics



## BOOKSHELF

"COMMERCIAL RADIO OPERATOR'S LICENSE GUIDE—Element 3" by Martin Schwartz. Published by American Electronics Co., 1203 Bryant Ave., New York 59, N. Y. 122 pages. Soft cover. \$1.75.

This is the second of a series covering the elements of the FCC Commercial Radio Operator's License Examinations. In addition to giving a complete answer for each one of the FCC study questions, the book also contains sample FCC practice examinations using multiple-choice type questions.

*Recommended:* To all "boning up" for Element 3 of the radiotelephone and radiotelegraph Commercial License exams.



"THE RADIO AMATEUR'S HANDBOOK" by the Headquarters Staff of the A.R.R.L. Published by the A.R.R.L., 38 La Salle Road, West Hartford 7, Conn. 584 pages, plus tube tables and catalog sections. \$3.50 in the U.S.A., \$4.00 in Canada, and \$4.50 elsewhere.

There is not a lot that can be said about the 35th edition of the *Handbook* that has not been said time and time again. It is complete, authoritative, and up-to-date. It has a place on the bookshelf of everyone interested in ham radio, and practically everyone else working in radio theory or circuit design. The ideas and presentations are the cream of the best articles from QST, and from the laboratories of the American Radio Relay League.

*Recommended:* To all POP'tronics readers as a gold-mine of information on all phases of electronics in radio.



"VAN NOSTRAND'S SCIENTIFIC ENCYCLOPEDIA—Third Edition," published by D. Van Nostrand Co., Inc., Princeton, N. J. 1839 pages. Hard cover. \$30.00.

This is the standard one-volume scientific and engineering encyclopedia which is in effect a complete reference library of the major sciences and fields of technology. A thumb-indexed work, it has been pre-

**Garrard models change. Garrard ideals do not. Meaningful new features are added. Time-proven features are carefully retained. Gadgets, for the sake of gadgetry, are sternly rejected. The all-important fact to remember is that thirty-five years of experience in designing, testing, and building fine record players, guide us in offering you the present Garrard models.**

# Garrard

**WORLD'S FINEST  
RECORD PLAYING  
EQUIPMENT**



*There's a Garrard for every high fidelity system*



**Model 301 PROFESSIONAL TRANSCRIPTION TURNTABLE**  
Each speed variable!  
Each unit with its own performance test report. \$89.00



**Model RC98 4-SPEED SUPER AUTO-MANUAL CHANGER**  
Continuous + or - variable control on all speeds. \$67.50



**Model TPA/10 TRANSCRIPTION TONE ARM**  
—Professional performance, jewel-like construction and exceptional versatility. \$24.50



**Model RC88 4-SPEED DELUXE AUTO-MANUAL CHANGER**  
Exclusive pusher platform protects your records. \$34.50



**Model T Mark II 4-SPEED MANUAL PLAYER**  
A superior unit for quality budget systems. \$32.50



**Model RC12T/II 4-SPEED INTERMIX AUTO-MANUAL CHANGER**  
Fine performance with economy and compactness. \$42.50

For Information Write: **GARRARD SALES CORPORATION, Dept. GF-358 PORT WASHINGTON, N. Y.**

# The TRUTH About ELECTRONICS!

Electronics is the fastest-growing major U. S. industry. 4,200 companies employ a work force of 1,500,000, with sales of \$11.5 billion annually. And Radio-TV servicing and broadcasting continues strong . . . better than ever before. Latest count: 120 million radios plus over 40 million TV sets. Here is real opportunity for men who are willing to prepare for the future.



APPROVED FOR VETERANS

I would like to send you my FREE book shown above. It will tell you all about the Electronics-Radio-Television field . . . show you the many high-pay careers open to trained men . . . and explain how you can qualify yourself in a minimum of time, at a minimum of cost. Demand for Central graduates greatly exceeds the supply. Just check the positions held by these recent Central graduates picked at random from our files: Vince Kyfes, LABORATORY ENGINEER, Thompson Products; Harold J. Baert, STUDIO ENGINEER, Station WCCO-TV; Paul Stewart, INSTRUMENT TECHNICIAN, Atomic Energy Commission; Herbert Gaunce, TECHNICAL WRITER, Collins Radio Co. Over 50,000 successful graduates since 1931.

*P. L. Foster*  
C. L. Foster, President

Clip and Mail TODAY — No Obligation!

**ELECTRONICS DIVISION—Central Technical Institute**  
Dept. A-68, 1644 Wyandotte St., Kansas City 8, Mo.

(Offering engineering technician curricula accredited by Engineers Council for Professional Development.)

Please tell me more about how your training can qualify ME for a high-pay Electronics career. (Check specific field(s) of interest below, if you wish.)

- |                                      |   |   |
|--------------------------------------|---|---|
| <input type="checkbox"/> Radio       | <input type="checkbox"/> Guided Missile | <input type="checkbox"/> Technical Drafting |
| <input type="checkbox"/> Television  | <input type="checkbox"/> Atomic Energy  | <input type="checkbox"/> Armed Forces       |
| <input type="checkbox"/> Color TV    | <input type="checkbox"/> Radar          | <input type="checkbox"/> Civil Service      |
| <input type="checkbox"/> Electronics | <input type="checkbox"/> Aviation       | <input type="checkbox"/> Your Own Business  |
| <input type="checkbox"/> Other       |   |   |

I am interested in  Home Study  Resident Training



MEMBER  
National Home Study Council  
National Council of Technical Schools

Name.....  
Address.....  
City.....  
State..... County.....  
Age..... Education.....  
Korean Vets, give discharge date.....

## Bookshelf (Continued from page 30)

eminent in the field since the first edition was published in 1938. Its 33 contributing editors stand high in the roster of eminent scientists, yet each of the 14,000 articles is simple enough for the layman to understand. An unusual feature is that most of the articles are cross-referenced in bold type, making it easy to follow through in a complete field of endeavor. The volume has about 11,000 illustrations in black-and-white and color.

**Recommended:** To the electronics beginner and advanced worker for a solid answer to any problem in the fields of science or technology.



**"TV AND RADIO TUBE TROUBLES"** by Sol Heller. Published by Gernsback Library, Inc., New York 11, N. Y. 224 pages. Soft cover. \$2.90.

This latest addition to the Gernsback Library is devoted entirely to diagnosing and correcting electron tube troubles. Discussions of tube and component damage in radio and TV receivers with recommended trouble-shooting techniques fill the nine chapters with a large amount of handy test bench information.

**Recommended:** As a guide for the radio-TV serviceman and to the beginner for the theoretical discussions of possible tube troubles.

## Free Literature Roundup

Standard Supply Company, 225 East 6th St., South, Salt Lake City, Utah, has issued a new 200-page electronic parts catalog listing components and equipment for service, industrial, communications, public address and amateur applications.

A 12-page P.E.C. (Packaged Electronic Circuit) Guide containing schematics and specifications on all 96 types of Centralab P.E.C.'s sold through electronic parts distributors is now available from Centralab, a division of Globe-Union Inc., 900 E. Keefe Ave., Milwaukee 1, Wis. There is also a section on the proper test procedure for checking all listed packaged circuits.

A Stancor transformer Replacement Guide devoted exclusively to TV replacement transformers, including data on fly-backs, yokes, powers, vertical outputs, etc., is now available from the Chicago Standard Transformer Corp., 3501 Addison St., Chicago 18, Ill. It contains many useful listings, charts and exact transformer replacement cross-reference tables.

—30—



GREAT EST  
ADVANCE IN  
SHOP-METHOD  
HOME TRAINING


EARN MORE MONEY...GET INTO

# TELEVISION ELECTRONICS-RADIO

Learn ALL 8 PHASES in ONE MODERN HOME-STUDY COURSE  
At Home - In Spare Time

## YOU GET ALL THIS NEWEST PRACTICAL EQUIPMENT

- Parts to build a modern TV set, including all tubes plus a large screen Picture Tube
- Parts to build a powerful Superhet Receiver, standard broadcast and short wave
- Parts to conduct many experiments and build Continuity Checker, RF Oscillator, TV Circuits, Audio Oscillator, TRF Receiver, Signal Generator
- A Valuable Professional Multitester



19 BIG KITS  
YOURS TO KEEP

## YOUR NATIONAL SCHOOLS TELERAMA COURSE COVERS ALL 8 PHASES

- |                                    |                                |
|------------------------------------|--------------------------------|
| 1. TELEVISION, INCLUDING COLOR TV  | 5. PREPARATION FOR FCC LICENSE |
| 2. RADIO, FM AND AM                | 6. AUTOMATION                  |
| 3. INDUSTRIAL ELECTRONICS          | 7. RADAR AND MICRO WAVES       |
| 4. SOUND RECORDING AND HI FIDELITY | 8. COMMUNICATIONS              |

**YOU ARE NEEDED IN THE TELEVISION-ELECTRONICS-RADIO INDUSTRY!**  
You can build a secure future for yourself if you get into Electronics NOW! Today's shortage of trained technicians creates tremendous opportunities. National Schools Shop-Method trained technicians are in constant and growing demand for high-pay jobs in Broadcasting and Communications, Electronic Research, Servicing and Repair, and many other branches.

Let National Schools, a Resident Technical School for over 50 years train you for today's unlimited opportunities in electronics! Our Shop-Method trains you to be a MASTER-TECHNICIAN. Completely up to date, developed by experienced instructors and engineers, your Telerama Course will teach you all phases of the industry quickly, clearly and correctly. You can master the most modern projects, such as Color TV, printed circuits - even prepare for FCC License without taking a special

course. You can handle sales, servicing, manufacturing, or make good money in your own business. SEND FOR FACTS TODAY!

**EARN AS YOU LEARN.** Many of our students earn their entire tuition and more in Spare Time jobs we show them how to do while learning.

**YOU GET EVERYTHING YOU NEED** - Clear, profusely illustrated lessons, shop-tested manuals, modern circuit diagrams, practical job projects - all the valuable equipment shown above

- many other materials and services  
- consultation privilege with our qualified staff, and Graduate Employment Service. EVERYTHING YOU NEED for outstanding success in Electronics


## RESIDENT TRAINING AT LOS ANGELES

If you wish to take your training in our Resident School at Los Angeles, the world's TV capital, start NOW in our big, modern Shops, Labs and Radio-TV Studios. Here you work with latest Electronic equipment - professionally installed - first, most complete facilities offered by any school. Expert, friendly instructors. Personal attention. Graduate Employment Service. Help in finding home near school - and part time job while you learn. Check box in coupon for full information.



FREE!

Fully illustrated "Career" Book in TV-Radio-Electronics. PLUS actual sample lesson - yours at no cost, no obligation. CLIP COUPON NOW... MAIL IT TODAY!



## NATIONAL SCHOOLS

4000 S. FIGUEROA ST., LOS ANGELES 37, CALIF.

APPROVED FOR G. I. TRAINING

## NATIONAL SCHOOLS

TECHNICAL TRADE TRAINING SINCE 1905  
LOS ANGELES 37, CALIFORNIA

GET FAST SERVICE - MAIL NOW TO

NATIONAL SCHOOLS, DEPT. R2G-68  
4000 S. FIGUEROA ST.,  
LOS ANGELES 37, CALIF.

Rush free TV-Radio "Opportunity" Book and sample lesson. No salesman will call.

NAME \_\_\_\_\_ AGE \_\_\_\_\_

ADDRESS \_\_\_\_\_

CITY \_\_\_\_\_ ZONE \_\_\_\_\_ STATE \_\_\_\_\_

Check if interested ONLY in Resident School training at Los Angeles.  
VETERANS: Give date of Discharge \_\_\_\_\_

Leo Says: **READ ABOUT IT**  
in this issue of

**Popular Electronics!**

THEN BUY IT FROM

**World Radio**


"World's Largest Distributor of Amateur Radio Eqpt."

**WRL's Model UM-1**

**Universal Plate Modulator Kit**

(less tubes)

**\$3250** Cash  
or **Wired, \$49.95**  
**\$5.00 down**  
**\$5.00 per mo.**



Supplies 10-45 watts audio output, depending on tube types and class of operation. May be used as Class A or B modulator to modulate RF inputs 8-100w, or as drive for higher power modulator, or as PA amplifier. Output matching impedance, 500-20,000 ohms. Carbon or crystal mike may be used; provisions for external meter for monitoring modulator cathode currents; for remote control of modulator. 6F6, 6K6, 6V6, 6L6, 5881 or similar tubes may be used as modulators. Complete instructions included. Size, with cover (\$3.00 extra), 6x7x11".

**Ideal Companion for**  
**Globe Chief 90A**

**\$74.50** Cash  
**\$7.45** Down  
**\$615** per mo.

**KIT: Only \$59.95**



Self-contained, bandswitching 6-80M, Xmttr. for 65w CW, 50w fone, plate modulated. Built-in power supply. High level modulation. TVI-suppressed cabinet. Pi-Net output on 10-80M; link-coupled on 6M, matching into low impedance beams. New type, wide view, shielded meter.

**FREE 1958 CATALOG!**

New 200 page catalog with hundreds of illustrations of over 15,000 quality items from the nation's leading manufacturers. Everything for the ham, hi-fi enthusiast, experimenter and serv-iceman. Send for your copy today!



Free Catalog! Info on  Chief  UM-1 PE-6

**NAME:** .....

**ADDRESS:** .....

**CITY & STATE:** .....

**WORLD'S MOST PERSONALIZED RADIO SUPPLY HOUSE**

**World Radio**  
**LABORATORIES**




**3415 W. BROADWAY, CO. BLUFFS, IA. Phone 2-0277**

**TIPS and**  
**TECHNIQUES**



**HANDY MOUNTING BRACKETS**

Some types of angle-brackets, used for hanging roll-type window shades, come in handy for mounting such parts as volume controls, toggle switches, ferrite Loop-sticks, single-hole-mounting variable capacitors, etc., on experimental breadboard set-ups. The photo shows a small variable capacitor and a midget volume control mounted on a wood base by means of



chrome-plated shade brackets purchased in a dime store for a few cents. Holes in the brackets can be enlarged with a rat-tail file or reamer to fit your requirements.—A.T.

**REDUCE ANTENNA NOISE PICKUP**


Power line and other electrical noise in the area near a radio antenna is picked up by metal objects which may reradiate it to the antenna. Reradiation is a very common cause of interference in many types of electronic gear, and a steel pole may reradiate noise to the antenna it supports. To reduce this effect, always locate the antenna insulator several feet from the pole.

Noise may also result from partial antenna grounding due to leakage permitted by wet or soot-coated insulators. The use of a second insulator reduces this possibility and is particularly applicable in areas of low signal strength where every effort must be made to maintain maximum possible signal-to-noise ratio. —E.F.C.

**INSULATED HANDLE FOR HEX WRENCH**

The plastic handle of a screwdriver can be used as an insulated handle for a hex

# Can you think faster than this Machine?



Control Panel of GENIAC set up to do a problem in space ship engineering

Be careful before you answer. GENIAC® the first electrical brain construction kit is equipped to play tic-tac-toe, cipher and encipher codes, convert from binary to decimal, reason in syllogisms, as well as add, subtract, multiply and divide. Specific problems in a variety of fields—actuarial, policy claim settlement, physics, etc., can be set up and solved with the components. Connections are solderless and are completely explained with templates in the manual. This covers 125 circuits and shows how new ones can be designed.

You will find building and using GENIACS® a wonderful experience; one kit user wrote us: "this kit has opened up a new world of thinking to me." You actually see how computing, problem solving, and game play (Tic-tac-toe, nim, etc.) can be analyzed with Boolean Algebra and the algebraic solutions transformed directly into circuit diagrams.

You create from over 400 specially designed and manufactured components a machine that solves problems faster than you can express them.

Schools and colleges, teachers of science or math, engineering, philosophy or psychology will find these excellent demonstrators of circuitry solutions in symbolic logic, theory of numbers, cybernetics, and automation.

Note: Teachers take advantage of our 10% discount to educational institutions and for group purchases.

Send for your GENIAC® kit now. Only \$19.95 with over four hundred components and parts, fully illustrated manual and wiring diagrams. We guarantee that if you do not want to keep GENIAC after two weeks you can return it for full refund plus shipping costs.

## A MACHINE THAT PLAYS NIM

Yes, every GENIAC® comes complete with the materials and circuits for wiring up a machine that plays NIM. No extra charge. See article in January Popular Electronics.

## NEW—A MACHINE THAT COMPOSES MUSIC

Our amazing machine that composes music was designed by one of the people (a sixteen year old boy) who bought the GENIAC® to learn how to design computers. Use it to make up your own tunes automatically with the GENIAC® computer kit, 1958 Model.

### Some Firms and Institutions that have ordered GENIAC:

Allis-Chalmers  
Remington-Rand  
International  
Business  
Machines  
Wheeldex Mfg. Co.  
Manuel Missionary  
College  
Los Angeles  
Public Schools  
Kansas State  
University  
Duke University  
Coral Gables  
Bell Telephone  
Laboratories

Walter V. Clarke  
Associates  
Barnard College  
Westinghouse  
Electric  
Phillips  
Laboratories  
General Insurance  
Co. of America  
Lafayette Radio  
Rohr Aircraft Co.  
Albert Einstein  
Medical College  
Naval Research  
Laboratories

### Other machines you can build with your 1958 Model GENIAC® Computer Kit.

Machine for a Space Ship's Airlock—Special Combination Lock—Adding-subtracting-multiplying and dividing machines—Comparing and reasoning machines—intelligence testing machines—Uranium Shipment and the Space Pirates—Machine to play Tic-Tac-Toe—Translator from binary to decimal and dozens of others.

### What Comes With Your 1958 Model GENIAC?

Rack, shown in picture; parts tray; guaranteed long lasting American Manufacture bulbs; porcelain sockets; special wipers and contacts; tools, battery; uniquely designed holder plus seven booklets and publications including: 64 page GENIAC® manual; full length book: Minds and Machines describing computers, robots, and automation; GENIAC® Wiring Diagrams; Beginners Manual for the person who has little or no knowledge of circuits; GENIAC® Study Guide—the equivalent of a full course in computer fundamentals, lists additional readings; and exclusively in 1958 Model GENIAC® Symbolic Logic and Circuits Design by Claude Shannon.

SEND for your GENIAC® now. At only \$19.95 a bargain. Comes complete with over 400 parts and components. 7 Books and manuals. We guarantee that if you do not want to keep GENIAC after two weeks you can return it for full refund.

K1—Only  
**\$19.95**

(Add \$1.00 W. of Miss.  
\$2.00 Outside U. S.)

**OLIVER GARFIELD CO., INC.**

DEPT. PE68A

108 E. 16th ST.

NEW YORK 3, N. Y.

June, 1958

*Get*  
**Your First Class Commercial**  
**F. C. C. LICENSE**  
 in  
**12 Weeks!**

**F.C.C. License—the Key to Better Jobs**

An FCC commercial (not amateur) license is your ticket to higher pay and more interesting employment. This license is Federal Government evidence of your qualifications in electronics. Employers are eager to hire licensed technicians.

**Grantham Training Prepares You**

Grantham School of Electronics specializes in preparing students to pass F.C.C. examinations. Correspondence training is conducted from Washington and Hollywood; resident DAY and EVENING classes are held in both cities. Either way, we train you quickly and well—NO previous training required. A beginner may qualify for his first class F.C.C. license in as little as 12 weeks.

**Here's Proof!** Recent graduates, the license they got, and how long it took them:

	License Weeks
Edward Dahl, 7800 Old Chester Rd., Bethesda, Md.	1st 11
Griffin Kane, 3125 Wabash Ave., Los Angeles, Calif.	2nd 9
Beamon Meares, 1536-17th St., NW, Washington, D.C.	1st 11
Larry Pacifico, 65 Main St., Roseto, Pa.	1st 12
Tooru Iwahashi, Honohina, Hakalua, Hawaii	2nd 8
Basil D'Imperio, 2223 H St., NW, Washington, D.C.	1st 12
John Ward, 407 E. Cowden Ave., Midland, Texas	1st 10
Herbert Halbig, 315 Park St., Tupper Lake, N. Y.	1st 11
Vregh Godoshian, 312 E. Wilson St., Pontiac, Mich.	1st 11
Antone Mello, 68 Union St., Nantucket, Mass.	1st 10
James Farish, 926 Cardone Ave., Reno, Nev.	1st 12
Charles Page, General Delivery, Yuma, Ariz.	1st 16
E. H. Siddall, 13351 Magnolia Ave., Van Nuys, Cal.	2nd 8
James Craig, 4004-19th St., S., Arlington, Va.	1st 11

**OUR GUARANTEE**

If you should fail the FCC exam after finishing our course, we guarantee to give you additional training at NO ADDITIONAL COST. Read details in our free booklet.

Our free booklet, "Opportunities in Electronics," gives details of how you can get your license quickly and make more money in the electronics industry. Send for your free copy today.

MAIL TO SCHOOL NEAREST YOU

**FCC-TYPE EXAMS**

FCC-type tests are used throughout the Grantham course. Constant practice with these FCC-type tests helps you prepare for the actual FCC examination.

(mail in envelope or paste on postal card)

**Grantham Schools, Desk 83-G**

1505 N. Western Ave. OR 821—19th Street, N.W.,  
 Hollywood 27, Calif. Washington 6, D. C.

Please send me your free booklet, telling how I can get my commercial FCC license quickly. I understand there is no obligation and no salesman will call.

Name..... Age.....

Address.....

City..... State.....

I am interested in:  Home Study,  Resident Classes

**Tips**

(Continued from page 34)

wrench by merely drilling a hole to accept it snugly. Drill the hole halfway between




the outside and the center of the handle so that the wrench will be well separated from the embedded screwdriver shank. —K. M.

**FLIP-TOP STORAGE**

"Flip-top" type cigarette packages make fine containers for resistors, capacitors, r.f. chokes, nuts, bolts, and other small radio hardware. Simply remove the inner foil and use transparent tape to put a label on the top of the box to identify the contents. If the original cost of the cigarettes is discounted, such boxes are free. —G.W.B.

**GRAPHIC VACUUM-TUBE MOUNT**


Graphic terminal boards make it a pleasure to experiment with various vacuum tubes and circuits. Fahnestock clips allow quick connections; the picture shows just



where the connections go. Radio students and experimenters can make up a number of these graphic tube mounts, one for each of the most commonly used tubes, and save much time and trouble when trying various hookups. —A. T.

*It's Here!*

## The Turntable Kit



... Another  
*Weathers*  
Original

Now you can get the incomparable Weathers Synchronous Turntable in *kit form*. Ready to mount in existing cabinet and sound system. *Can be assembled in a few minutes with only pliers and screwdriver... no soldering necessary.*

### Designed on a New Principle

**Light:** Light construction eliminates the mechanical noises inherent in weight and mass — to a noise level which is 25 db less than the noise recorded on the best phonograph records available today.

**Compact:** Motor and turntable (with your tonearm) can be assembled on a 14 $\frac{1}{8}$ " x 15 $\frac{1}{8}$ " motor-board with a total overall height of only 2 $\frac{1}{2}$ ".

**Smooth:** The Weathers Turntable comes up to synchronous speed in  $\frac{3}{4}$  of one revolution of the platter. Its very small 12 pole synchronous motor drives the aluminum turntable at exactly synchronous speed regardless of variations in line voltage or load.

**Silent:** The unique Weathers Turntable Bearing Assembly is the lowest friction and quietest bearing ever produced. The new principle drive system eliminates the mechanical noise caused by heavier equipment. Acoustic feedback, rumble, wow and flutter are practically eliminated from the Weathers Turntable. This kit includes the Weathers conical spring shock mountings which isolate the turntable from floor and table vibrations.



**Plus the Weathers Discushion:** A turntable pad of such design that records are suspended by their outer dimensions only, with no part of the playing surfaces touching any supporting areas, eliminating the greatest source of record contamination and noise.

*Weathers Industries*

DIVISION OF ADVANCE INDUSTRIES, INC.

66 E. Gloucester Pike, Barrington, N. J.

Export: Joseph Plasencia, Inc., 401 Broadway, New York, N. Y.



**WEATHERS TECHNICAL MAGIC IS SOUND**

Just off the press  
**NEW 16 pg. CATALOG**  
**FREE!**

EICO saves you 50% on test instruments & hi-fi. 55 models to choose from. MAIL COUPON NOW



Home, car, TV appliance repairs:  
**READI-TESTER** =540  
 KIT \$12.95  
 WIRED \$15.95



**VACUUM TUBE VOLTMETER** =221  
 KIT \$25.95  
 WIRED \$39.95




**PEAK-TO-PEAK VTVM** =232 & **UNI-PROBE** (pat. pend.)  
 KIT \$29.95  
 WIRED \$49.95



**1000 Ohms/Volt MULTIMETER** =536  
 KIT \$12.90  
 WIRED \$14.90



**5" PUSH-PULL SCOPE** =425  
 KIT \$44.95  
 WIRED \$79.95  
 Lowest-priced professional Scope



**TUBE TESTER** =625  
 KIT \$34.95 WIRED \$49.95



**RF-AF SIGNAL GENERATOR** =324 (150 kc to 435 mc)  
 KIT \$26.95 WIRED \$39.95



**6V & 12V BATTERY ELIMINATOR & CHARGER** 1050  
 KIT \$29.95 WIRED \$38.95  
 Extra-filtered for transistor eqpt. =1060  
 KIT \$38.95 WIRED \$47.95




**R-C BRIDGE & R-C-L COMPARATOR** =950B  
 KIT \$19.95 WIRED \$29.95

**you build EICO KITS**  
 in one evening—  
 but they last a LIFETIME!  
**OVER 1 MILLION**  
 in use today!

**HIGHEST QUALITY HI-FI**  
 at lowest prices...  
 only from



**NEW! FM TUNER HFT90**  
 KIT, less cover: \$39.95\*  
 WIRED, less cover: \$65.95\*  
 Cover: \$3.95  
 \*excise tax incl.



**20-WATT Ultra-Linear Williamson-type INTEGRATED AMPLIFIER HF20**  
 KIT \$49.95 WIRED \$79.95




**MASTER CONTROL PREAMPLIFIER HF61**  
 KIT \$24.95 WIRED \$37.95  
 with Power Supply:  
 KIT \$29.95 WIRED \$44.95



**60-WATT Ultra Linear POWER AMPLIFIER HF60** with ACRO  
 TO-330 OUTPUT XFMR  
 KIT \$72.95 WIRED \$99.95



**NEW Standard Speaker System HFS2**  
 \$139.95



**50-WATT Ultra-Linear INTEGRATED AMPLIFIER HF52**  
 KIT \$69.95 WIRED \$109.95



**12-WATT Williamson-type INTEGRATED AMPLIFIER HF12**  
 KIT \$34.95 WIRED \$57.95



**NEW! 30-WATT INTEGRATED AMPLIFIER HF32**  
 KIT \$57.95 WIRED \$89.95

**COMPLETE with FACTORY-BUILT CABINET: 2-WAY SPEAKER SYSTEM HFS1**  
 \$39.95



By ALLEN LYTEL



Analog computer-plotting board by Reeves as used at Bendix Aviation.

# ELECTRONIC COMPUTERS

## what they are and what they do

**A**UTOMATION has given new importance to electronic computers. From automatic factories to magazine subscriptions they are becoming a part of our daily life. More applications are constantly being found for computers large and small.

There are two different types of computers: the *digital*, which uses numbers or digits, and the *analog*, which uses a measure, such as voltage, current, or angle of rotation.

While large-scale digital computers have captured the headlines, both types are important. Many more analog than digital computers are now in use although both analog and digital techniques are used in some computers. There are, however, striking differences between the two types. Each has applications where it is best suited; each has good features as well as disadvantages.

A comparison between them involves a measure of the exactness of computed results in terms of accuracy and precision. The *accuracy* is the measure of correctness or validity. *Precision* is something else again.

If, for example, you say  $\pi$  is almost 3.15 and I say  $\pi$  is between

3.1 and 3.2, both are accurate if *you* measure to hundredths and *I* measure to tenths. But 3.15 is more precise because it is a measure of greater refinement. If you say  $\pi$  is 3.14159, this is even more precise than 3.15. Thus both accuracy (correctness) and precision (refinement) are important. Digital computers tend to be more precise but both types are accurate within their own limitations.

### ANALOG COMPUTERS

There are many forms of analog computers. A bathroom scale is one. When you step on it, the pointer moves across the dial. If your weight increases, the pointer moves farther; if you lose weight, it doesn't move as far. The amount of rotation (angle) depends upon your weight or there is an analogy between the two.

In an analog system, quantities are measured (not counted) and fed as inputs to the computer. The computer acts on the inputs in such a way as to perform a number of mathematical operations or to solve an equation. Results are usually plotted on a graph as output data.

If you want to multiply two numbers using logarithms, you add the log of the first number to the log of the second, and their sum is the log of the result. On a slide



rule, you do the same thing mechanically, for a slide rule is only a table of logarithms. The slide rule, then, is an analog computer.

**Simpler and More Direct.** Analog computers are, in a fundamental sense, more direct and simple than digital computers. An analog computer is not, ordinarily, a high-precision device. As an example, a circuit such as that in Fig. 1(A) will illustrate a simple operation.

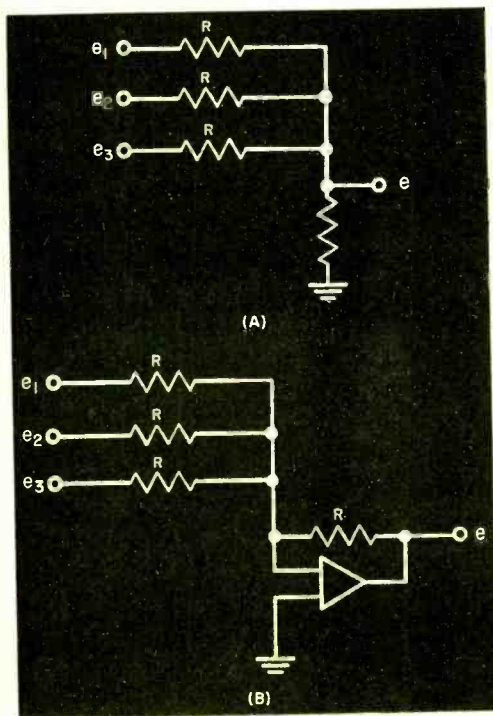
The sum of the voltage drops in a series circuit is equal to the source voltage for a resistive circuit. Each input voltage is in series with the output.

With three input voltages ( $e_1$ ,  $e_2$ ,  $e_3$ ) the output ( $e$ ) will be the analog of the sum of the inputs.\* This is an analog adder, and you can modify this circuit so that it will subtract by changing the polarity of any input voltage.

Amplifiers are used in many electronic analog computers, as shown in (B) of Fig. 1. Here the output voltage is the actual sum of the input voltages. These are high-gain stages suitable for many operations.


An example of a commercial amplifier is shown in Fig. 2. By the use of simple networks, a single stage (actually two tubes) can perform operations such as addition. Subtraction (negative addition), multipli-

\* An interesting Ohm's law problem: actually, if all the resistors are equal, then:  $4e = e_1 + e_2 + e_3$ .



**Fig. 1.** Analog computer feeds value measurements into input (A), where  $e$  is analog of sum of voltages  $e_1$ ,  $e_2$ ,  $e_3$ . In (B), amplifier is shown in circuit.





**Digital computers** tend to be large, but some have been put in small packages, as in this Hughes Aircraft model in the fighter plane above. At left, above, two forms of basic computers are shown being examined; the abacus is actually a digital computer, while the slide rule is an analog computer:

ANALOG	DIGITAL
<p>Continuous quantity representation or measured values</p> <p>Precise to 1 part in <math>10^3</math></p> <p>Values may be in multi-dimensions</p> <p>Storage is localized, non-uniform, used either for data or instructions</p> <p>Basic operations are usually sophisticated</p> <p>Limited and simple switching</p> <p>Programing tends to be fixed</p> <p>System is (usually) simple, reliable, and expensive</p> <p>For a given problem (usually) faster*</p> <p>Best suited to physical systems</p>	<p>Discrete quantity representation or counted values</p> <p>Precise to one part in <math>10^{12}</math> or better</p> <p>Values are ordered set of digits</p> <p>Storage is centralized, uniform (in character), used for both data and instructions</p> <p>Basic operations are quite simple</p> <p>Varied and complex switching</p> <p>Programing is quite flexible</p> <p>System is (usually) complex, fallible, and expensive</p> <p>For a given problem (usually) slower*</p> <p>Best suited for statistical (numerical) data</p>
<p>* A complete problem, as in equation-solving, not an operation alone.</p>	

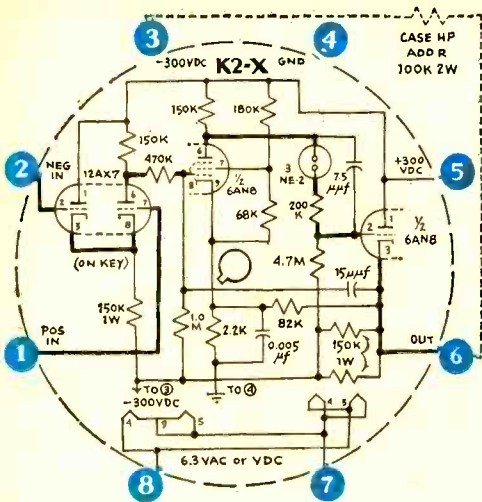


Fig. 2. Philbrick Research analog amplifier.

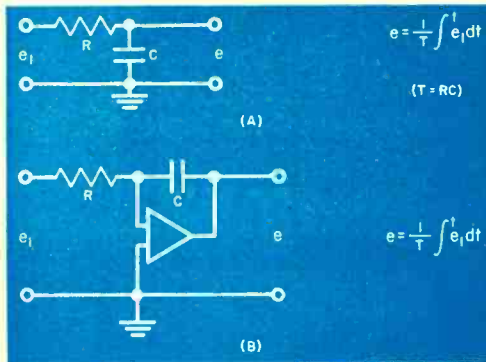
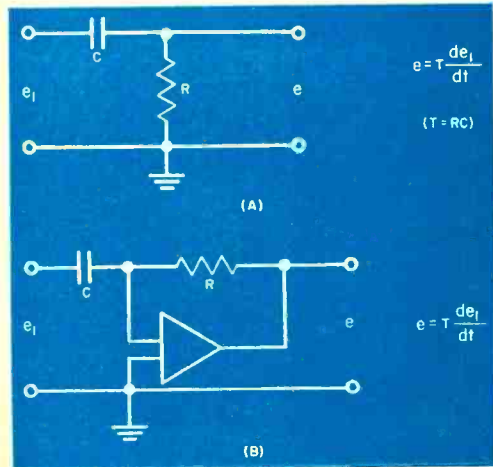


Fig. 3. In circuit (A), a capacitor stores the charge, and voltage across C is integral of charging rate. In (B), amplifier is added, to prevent removal of charge during integration.

Fig. 4. Circuit (A) will differentiate, but an amplifier is often used, as in circuit (B).



cation (the input multiplied by the gain of the amplifier), and division (multiplication with less than unity gain) can all be accomplished quite directly.

Other mathematical operations also can be done in a single stage, and this is the inherent value to the analog approach. Among the basic analog operations are integration and differentiation. Integral calculus deals, among other things, with the determination of a variable quantity when the law of its change is known.

Integration, as shown in Fig. 3(A), uses a capacitor  $C$  to store the charge received. The voltage across  $C$  is, at any instant, the integral of the charging rate. This circuit computes the time integral of the input. An amplifier is added, as in Fig. 3(B), to prevent the removal of the charge on  $C$ .

The inverse of integration is, of course, differentiation, or the determination of the rate of change of a quantity with respect to another quantity, usually time. A simple circuit, Fig. 4, will act to differentiate, but again an amplifier is often used. This amplifier has resistive feedback.

**Parts of Analog Computer.** A block diagram of an analog computer is shown in Fig. 5. A series of amplifiers and passive elements, such as resistors, inductors or capacitors, form an electrical system which represents (is an analog of) the problem to be solved. The computer has *control* (central signal component) for determining the operation and for introducing the input data, a *power supply*, a *display* or output (central response component and scope) which presents the final data, and the *operation* unit (component computing assemblage), the part which does the actual computing. Memory is distributed throughout the system.

An analog computer is at its best when a precision of three or four digits is sufficient, no program branches are required, and when there is one independent variable. Data which is available in analog form, such as varying voltage, can be directly fed to an analog computer.

The disadvantages of an analog computer are its lack of precision and its limited flexibility. Usually the computer has to be reconnected, by means of patch-cords, to run a different problem.

## DIGITAL COMPUTERS

A digital computer *counts* rather than measures. Most large computers are digital in nature; they are versatile and, in structure, the electronic type has many small building blocks.

A cash register is a digital computer and so is an abacus. Because numbers are used, any required degree of precision may be ob-

Fig. 5. Major units (right) of an analog computer.

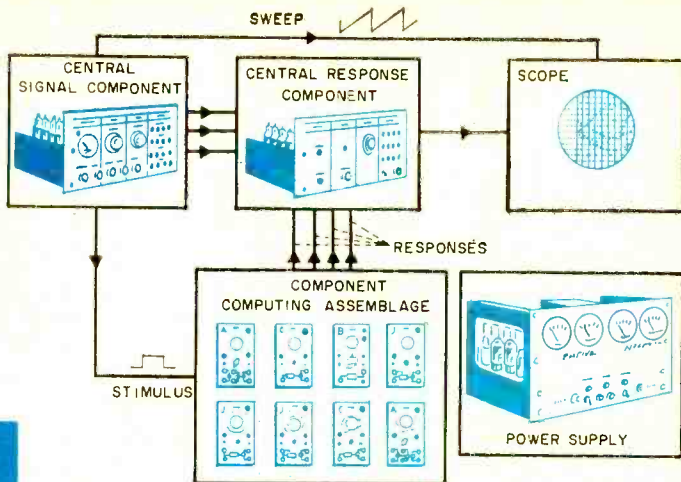


Fig. 6. Block diagram (below) of a digital computer.

Fig. 7. Diagram of a binary counter as used in a digital computer (bottom, right). See text on page 111.

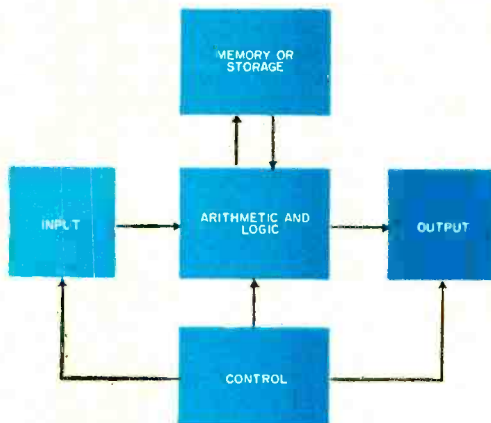
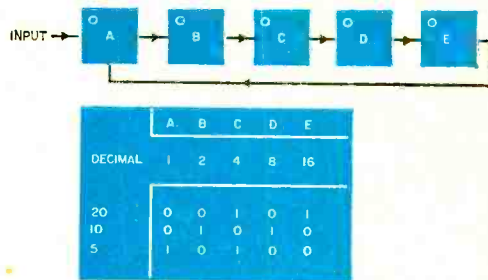



Photo at right (above) is of a Fischer & Porter analog-to-digital converter. It converts output of analog computer into data which is used by digital machine.



tained by carrying more digits. Since digits are used, the computer components (transistors, vacuum tubes) respond to *on* and *off* states like a switch which is either open or closed.

In many respects a digital computer is a kind of automatic calculating device which follows directions. Many digital computers can be represented by the block diagram in Fig. 6, and there are variations of this fundamental computer.

The basic units are: the *arithmetic and logic* section, which performs the actual arithmetic operations; the *memory* or storage which retains the program, the problem, and the results; the *control* unit which directs the computer operation; the *input* device for translating all input information to a form usable by the computer; and the *output* device which translates the computer output into a form which is most usable.

**Operational Details.** The *arithmetic* unit is an accumulator which can store information and, under proper control, act on

this stored data which the accumulator obtains from the memory. A number from the memory can be placed in the accumulator. Upon receipt of an order such as "and," a number will be added to the number already present in the accumulator, which then contains the sum. This can be transferred to the memory or it can be retained by the accumulator for further operations.

For a "subtract" operation, the accumulator finds the difference and attaches the proper sign. To "multiply," a series of additions is made in the accumulator. To "divide," a series of subtractions is made.

The *memory* has a large number of locations or addresses, all of which can store information and retain it until needed.

(Continued on page 110)

# ONE-Tube

By  
**LEON A. WORTMAN**



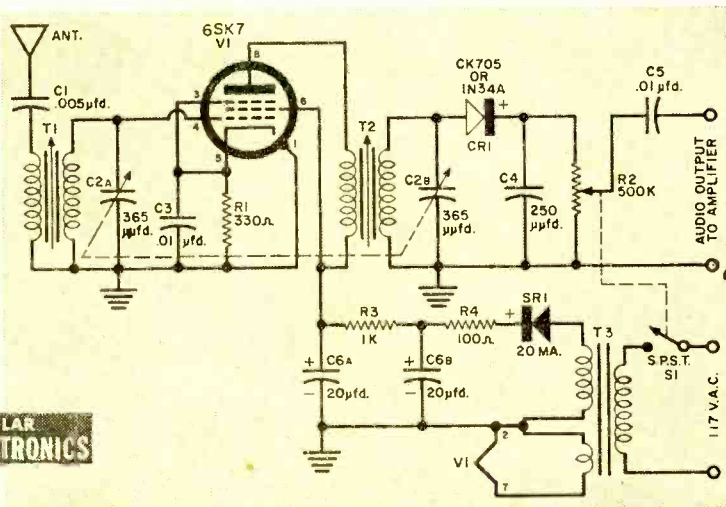

**T**HIS UNUSUALLY COMPACT, inexpensive broadcast-band AM radio tuner is useful for the AM channel of AM/FM stereo listening.\* As a solo performer, it will bring new life into AM broadcasts played through your hi-fi rig.

\* Stereophonic AM/FM broadcasts are being programed in several areas throughout the country. The 1958 edition of "Hi-Fi Guide and Yearbook" (available at your newsstand or from Ziff-Davis Publishing Co., Circulation Dept., 434 S. Wabash Ave., Chicago 5, Ill., for \$1) contains a section listing AM/FM stereo broadcast schedules and the hookup used to listen to them.

Completely self-contained, and with its own transformer-type a.c. power supply, the unit has as wide a frequency response as AM stations transmit. It introduces no distortion in its detector stage and uses so little power that you can expect operation for many years without trouble or breakdown. A stage of r.f. amplification and the two tuned stages of iron-core high-Q coils cover the whole broadcast band with sensitivity and selectivity.


The entire tuner is constructed on a 5 1/4" x 3" x 2 1/8" chassis. Needless to say, the cost

In schematic at right, note the use of the power transformer to allow connection of the tuner to any amplifier. Underchassis view of the completed tuner is shown below.




## PARTS LIST

- C1—0.005- $\mu$ fd., 600-volt capacitor
- C2a/C2b—365-365  $\mu$ fd., 2-gang, TRF-type tuning capacitor
- C3—0.01- $\mu$ fd., 400-volt capacitor
- C4—250- $\mu$ fd. mica or ceramic capacitor
- C5—0.01-200-volt capacitor
- C6a/C6b—20-20  $\mu$ d., 150-volt dual electrolytic capacitor
- CR1—1N34A or CK705 germanium diode
- R1—330-ohm, 1/2-watt resistor
- R2—500,000-ohm potentiometer
- R3—1000-ohm, 1-watt resistor
- R4—100-ohm, 1/2-watt resistor
- S1—S.p.s.t. switch (on R2)
- SR1—20-ma., 130-volt selenium rectifier
- T1—Antenna coil (Miller A-320-A)
- T2—Detector coil (Miller A-320-RF)
- T3—Power transformer, 117-volt primary, 125 volts @ 15 ma. secondary, and 6.3-volt, 0.6-amp. filament winding (Stancor PS8415)
- VI—6SK7 tube



# Hi-Fi AM Tuner

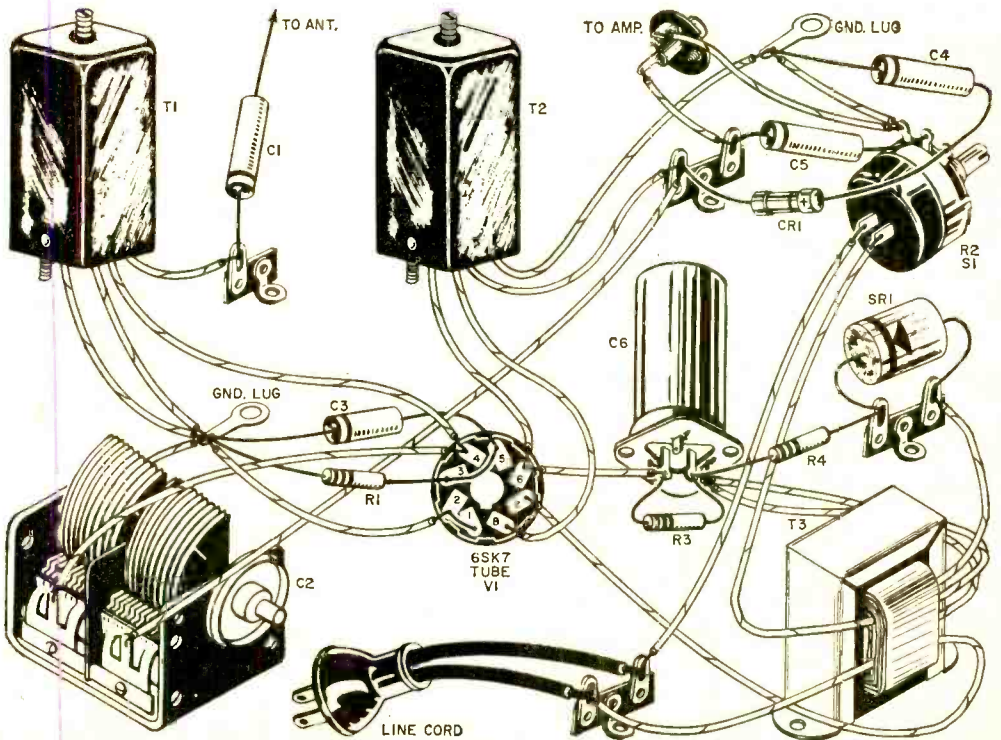


of this "one-evening project" is quite low. An old standard, the 6SK7 tube, is used as an r.f. amplifier, and is paired with a 1N34A or CK705 as a tuned diode detector. A selenium rectifier eliminates the need for a tube in the power supply.

Antenna length is not critical—just use a long enough wire to give adequate audio signal output. A volume control with an on-off switch is shown in the photos and diagrams; this can be eliminated if the high-fidelity amplifier to which the tuner is connected already has one.

—30—

The components are mounted away from the power transformer, as shown in the top view of the chassis above, to prevent possible pickup of hum. Follow the pictorial diagram below for best results in building the tuner.





## RADIATING EGG!

Friend penguin above looks for all the world as if she expected to wind up in the dinner pot, but she needn't worry so. It's all in the name of science, for the bearded biologist is planting a doctored "egg" in the nest to determine how penguins hatch their eggs in frigid weather.


The "egg" contains telemetering equipment (as shown above, right), consisting of a tiny battery-powered transmitter which signals the temperatures within the nest during the hatching period. This experiment, sponsored by the U. S. Fish and Wildlife Service, is taking place in Antarctica.


## ECHO-FREE SILENCE

Silence is not always golden. In RCA's anechoic (echo-free) chamber below, it can be maddening.

"Lock a man up in there overnight and you're apt to drive him crazy," says the head of the acoustic lab. "He'll hear sounds he's never heard before—like blood circulating in his head . . . his neck or knee joints emitting weird creaks."

It is in this echo-free chamber that RCA tests new designs and refinements of sound accessories. The walls and floor rest on hundreds of springs on rubber cushions. Fiberglass sheets over wire mesh are the sound-absorbent materials.





**M**ANY PEOPLE want to know if it is possible to purchase a portable radio and operate it in an automobile as well as take it on a picnic. It is possible. But the portable would have to be built in a metal case to shield it from the ignition system. And inasmuch as the metal car top and body would prevent the radio waves from reaching the built-in antenna of the set, an outside antenna must be installed.


At our service shop, one persistent questioner, a salesman, persuaded us to tackle the job of installing an Admiral seven-transistor radio in his car. He insisted that if it could bring in only one station he would be well pleased. He also wanted to be able to operate the set in a hotel room.

A small aluminum box was obtained, and holes for the dial and volume control were made to the dimensions shown in

## How to Convert Transistor Set For Car

By HOMER L. DAVIDSON

*Simple installation provides operation as auto radio  
which can be removed for regular portable use*



**Padded wooden blocks** can be used to hold receiver securely inside metal box. On some cars, there might be enough space behind the dashboard for mounting both the set and the speaker.

Fig. 1. (For other receiver models, different layouts and hole sizes are required.) The screw that holds the dial plate to the radio was removed and a longer knob was placed on top of the regular dial with a longer screw holding the knob in place.

Pine blocks 1"-thick are fastened inside the metal box to hold the set securely in place. Felt glued over the blocks prevents the plastic cabinet from being scratched.

The antenna jack and a homemade r.f. filter coil are mounted on one side of the metal box. The filter coil consists of 50 turns of No. 24 enamel wire wound over a 1/4"-thick, 1-megohm resistor. Bolted to one side of the chassis is a small padder capacitor. These components are connected as shown in Fig. 2.

A fixed capacitor is wired into place from the capacitor and coil to a small female socket, which connects the antenna connection from the transistor radio to the outside antenna. The coil and button capacitor form an r.f. filter coupling network. The padder capacitor tunes the outside antenna to the input of the radio receiver; it should be tuned for best performance when a station is being received around 1400 kc.

There is an output jack on the transistor

radio for an earphone. The same type earphone plug can be connected to an external 6" x 9" loudspeaker. This is a permanent-magnet, car type and it is mounted in the regular speaker grille work of the automobile dashboard.


**The shielded side** of the speaker cable is grounded to the car and also to the speaker frame, as shown in Fig. 3. This helps keep the auto ignition noise from entering the speaker cable and getting into the radio. If desired, small holes can be drilled in the aluminum case and the set's internal speaker used. With the larger speaker, both volume and tone are much better. On local stations the volume is surprisingly high.

After being wired up, the unit was tested on the bench before being mounted in the automobile.

Wing nuts are used so that the radio can be easily removed to serve as a separate portable. A small metal flange is bolted to the bottom of the metal box and in turn bolted to the bottom of the dash frame. The speaker is mounted into the grille and properly grounded.

When installing the outside car antenna, care must be taken to make sure that its metal washer bites into the metal of the





body. The shielded lead-in wire should be bonded to the car fender or top cowl mount. Sometimes it is best to scrape around the reamed hole so that undercoating and dirt will not make a poor connection resulting in excessive ignition noise.

**This converted portable** was mounted in a new car and there was no prominent motor noise. A distributor suppressor was added in case ignition noise should develop in the future. In some older cars, a distributor suppressor or generator capacitor may be needed to eliminate the unwanted noise.

Of course, this converted radio wasn't built as a commercial car radio, so it won't perform as well. But instead of getting one station for our salesman, there are at least six stations whose volume has to be turned down for pleasant reception. The author does not recommend using a portable that has less than seven transistors, however.

-30-

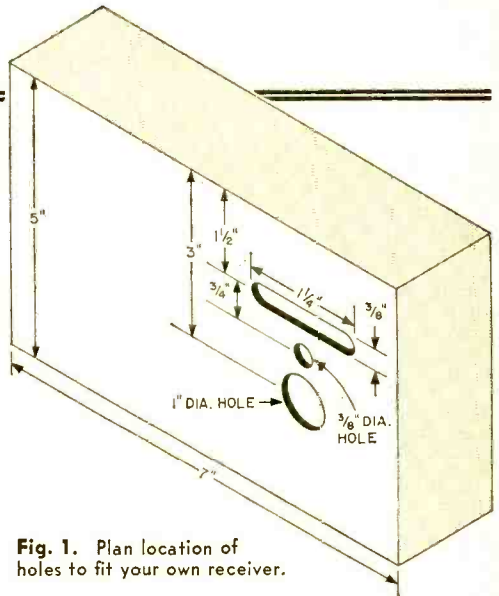


Fig. 1. Plan location of holes to fit your own receiver.

Fig. 2. Circuit for additional parts needed to feed set from conventional auto-radio antenna.

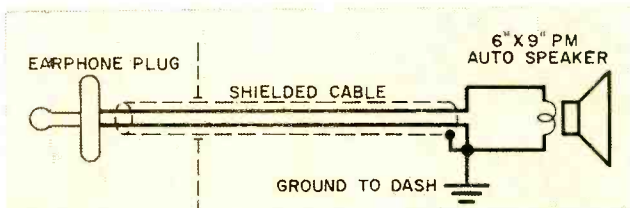
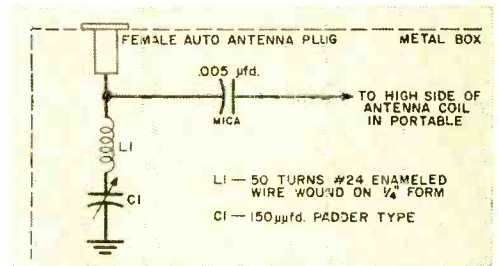


Fig. 3. Wiring of extra speaker to be permanently mounted in car. When the set is used away from the car, its built-in speaker operates.

# Is Radio Earthbound?

By D. C. WILKERSON

*Can Radio Waves conquer interstellar space and travel from planet to planet? That is the question the scientists hope to answer with Prof. Goddard's proposed Moon Rocket, which will contain a radio transmitter.*

## HOW IT LOOKED IN 1925

This article was originally published in RADIO NEWS, our sister publication, in March, 1925. It shows that even 33 years ago realistic individuals were thinking ahead on the subject of radio transmission. It is rather amazing that author Wilkerson predicted the future so well, as evidenced by the fact that we are receiving transmissions from space today. Note the similarity of the rocket conceived by Dr. Goddard back in 1925 (shown on page 52) to a modern rocket, the "Thor" (shown here).

—THE EDITORS

turn linked in some way to the greater system of tremendous stars.

Astronomers have yearned for centuries to bridge the gap beyond our own infinitesimal plane, and determine whether or not nature has peopled other worlds with living, thinking beings like ourselves. The physical limitations of space and the force of gravity chain us to the earth, but the eye, aided by giant telescopes, has pierced the heavens and found there much food for reflection.

Even with the tremendous magnifying power of the mightiest of modern telescopes, we cannot discern on any other celestial body (Continued on page 52)

**D**URING the last year, more than any other year in history, men have been given the results of scientific radio achievements which stimulate the imagination, as a spur to lagging engineering and technical development.

We have experienced the near approach of Mars, the flurry of mysterious radio impulses apparently connected with the fiery planet in some way, but the findings of this investigation have not been thoroughly tabulated from all quarters.

Professor C. Francis Jenkins, the television and telephotographic expert, made signal graphs of the electrical disturbances for the whole time of Mars' approach period, and there are other results yet to be centralized for study from all over the world.

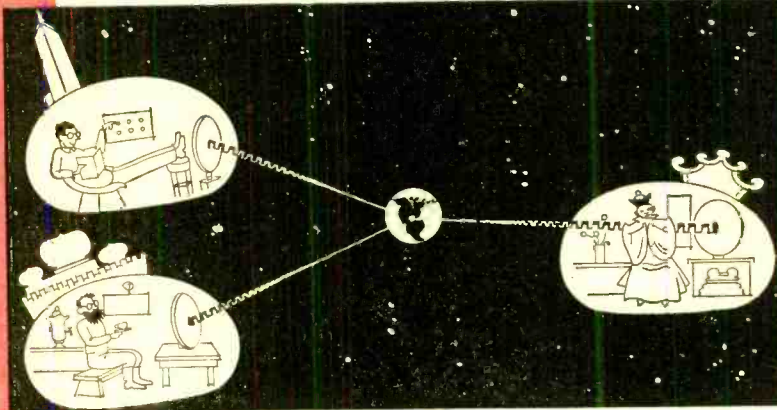
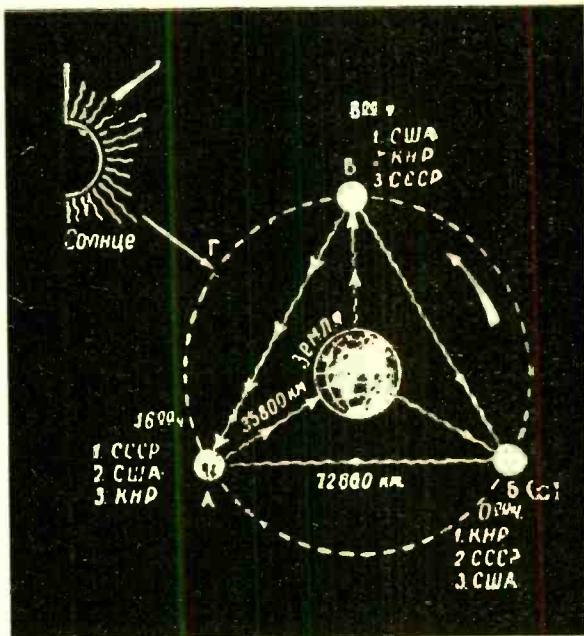
From scientific research and countless years of grinding labor, the human race has been able to grasp the immensity of the eternal universe to which the earth is an insignificant part. The average "man in the street" now knows that we on earth are flying at tremendous speed through the heavens, linked to the sun and the other planets, our solar system being in



# Russian Proposes GLOBAL TV

**T**HE RATHER LIMITED conception of radio transmission we had back in 1925, when we wondered whether radio waves could be propagated through space (see opposite page), has progressed to a stage where today we are near the point of transmitting television through space. With the launching of the first Sputnik last October, the dream of global TV received a tremendous shot in the arm and it has gathered momentum with each additional satellite thrown into the sky—both Russian and American.

The magazine which first published data on Sputnik I, the Soviet



How three satellites would bounce TV signals to each other and to ground stations is shown in diagram above, taken from Russian magazine "Radio." CWA is U.S., KHP is China, and CCCP is USSR. "A" would transmit Russian signals, "B" American signals, "C" Chinese signals. At left: how a U. S. cartoonist sees it.

periodical *Radio*, has outlined a plan which would allow nearly every TV set anywhere on earth to pick up a program transmitted from any other point. Television today, of course, is pretty much limited by line of sight, except in those areas which have coaxial cables, and a few spots which are equipped with over-the-horizon scatter facilities. The system proposed by engineer V. Petrov would make use of satellites which would pick up signals from stations on earth and bounce them to other satellites for more distant relay.

## "STATIONARY" SATELLITES

If a satellite is launched from the equator so that it follows an eastward track at the proper speed and height, it will remain over one spot on  
(Continued on page 53).


# Is Radio Earthbound?

(Continued from page 50)

lestial body traces of life. The face of the moon, the nearest object in point of miles to our earth, discloses no vestige of animal or vegetable life. The greenish haze noted on the surface of Mars has not been satisfactorily observed generally.

## HEAVISIDE'S RADIO WAVE THEORY

The sudden growth of radio has placed in our grasp a new force of most por-



**Proposed design of the Moon Rocket.** A radio transmitter, in the nose, will send out waves continually on its course.

tentious possibilities. It is practically instantaneous. Its wave moves with the speed of light. A modern English physicist, Dr. Heaviside, has propounded the theory that radio waves are earthbound, being guided by the electrical properties of the surrounding gases.

This theory enjoys great vogue among men of high authority. More adventurous minds have hoped that by means of the radio wave we might communicate with other living beings on other planets. What a masterful conception to stimulate the hopes of man! To reach out beyond our own little sphere and find other civilizations will do more to advance human thought and development than all the works of religious founders for all time.

Communication from airplanes and airships between each other and with radio ground stations has given support to the thought that possibly the radio wave is not fettered to earth, and that it might penetrate to interstellar space.

Electromagnetic disturbances caused by mighty eruptions shown in spots on the face of the sun have been noted on the earth and records made from them in radio stations. If such disturbances can project a radio wave from the sun to the earth, then is it not proved that these impulses can carry on through space?

To obtain exact proof of this perplexing question has been a problem impossible of solution, since we had no way to set up radio waves beyond the earth's zone of influence, until Professor Goddard first brought out his projected Moon-Rocket.

## THE MOON-ROCKET

The Moon-Rocket has been discussed in these columns before, and a lengthy discourse about it would be out of place here. Simply, the plan is to build a giant rocket which shall move through space by the ejection-reaction principle. It will carry a series of explosive charges sufficiently powerful to drive the body of the rocket beyond the gravitational pull of the earth, the successive charges to drive the rocket to the moon. As the mighty projectile progresses through the heavens, it will be watched by thousands of astronomers who will check on its flight, speed and the place where it lands on the moon. This latter item, of course, depends upon the accuracy of calculations made for the proper time, place and direction of initial flight.

### TO INCLUDE RADIO TRANSMITTER

It is now proposed to include in the mechanism of the rocket a small but powerful radio transmitter which shall be set in operation at the moment the rocket is released. Coincident with the verifying of the flight of the rocket by astronomers, the vast army of radio listeners will stand by their receiving sets with watches in hand noting the strength of signals as long as they shall continue.

(Continued on page 109)

## Russian Proposes Global TV

(Continued from page 51)

the equator. In other words, if it went into orbit over Belem in Brazil, or Stanleyville in the Belgian Congo, or Singapore in Malaya, it would remain fixed in the sky over that spot. This is because—if the velocity and height are correct—the speed of the satellite will exactly match the eastward rotation of the earth. It will be making an orbit of the earth once in 24 hours (compared to the 90 to 106 minutes or so for the present satellites. Since the earth rotates on its axis once in 24 hours, there will be no relative motion between the two spheres.

According to Mr. Petrov's article, the satellite would have to be orbited at a height of about 22,000 miles above the earth, launched at a speed of about 27,500 miles per hour. However, there is apparently some discrepancy in the latter figure, perhaps due to a typographical error in the magazine *Radio*, since at that speed a rocket would shoot out into space ("escape velocity," the speed at which a body will free itself from the pull of gravity, is slightly over 25,000 miles per hour). The speed estimated as needed to reach such an altitude to maintain a 24-hour orbit is somewhat under 25,000 miles per hour.

Mr. Petrov points out that due to the unequal distribution of the earth's mass near the equator, "the plane of the satellite orbit will slowly shift around the earth's axis with an angular velocity of 20 seconds an hour." In addition, there might be some deviation caused by the pull of the moon and sun. This is not considered a drawback, since the system would require three satellites set in orbit a fixed distance from each other. All three would be subject to the shift, so would remain in the same relative position.


### SPACE RELAY OPERATION

"Let us imagine," writes Mr. Petrov, "that three artificial earth satellites are launched from one place situated on the equator. To accomplish the object of a global relay of TV broadcasts, the satellites must be launched with an interval of just eight hours apart. In addition, all three satellites placed in a 35,800-km. distant orbit must be spaced  $120^\circ$  from each other and will then be 72,660 km. (45,121 miles) apart in space. In this case, all three satellites will be motionless with respect to each other and the earth, since their angular velocities are identical and equal to the earth's angular velocity.

"Thus, each of the three satellites will

be over one and the same terrestrial TV center (with a shift of 0.3 minute of arc per hour). At the same time all three satellites will, in relation to world space, be moving with a global velocity of 3076 km. hour or 1810 miles per hour" [It is believed in the U. S. that a more accurate figure would be about 6000 miles per hour.]

"Bearing in mind the annual rotation of the earth with its moon around the sun and the equatorial position of the earth's artificial satellites, each of them can con-



Three-stage monster rocket proposed by Mr. Petrov to hurl the TV satellites into their orbits around the equator.

duct reception of TV programs from the earth through the western satellite and transmit this program simultaneously to their central TV stations on earth. It must be borne in mind besides that the direction of radiation from the sun should never co-

(Continued on page 108)



# Wipe Out RECORD SCRATCH

Get new life from old records by subduing scratch frequencies

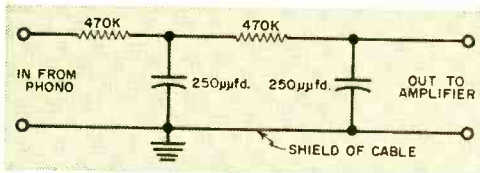
**H**ERE'S a suggestion that will make the hi-finatics scream with rage, but it's the answer to a problem in many homes—especially those with children.

Is your collection of records somewhat aged, somewhat dirty, and somewhat mis-handled? Does the family phonograph give out with more scratches and scrapes than music? If so, you can solve your problem without throwing everything away and starting over. All you need is a simple scratch filter—a gadget which simply subdues the scratch frequencies.

**Designed to operate** with a crystal pickup, this gadget is technically a tandem, low-pass RC network. The audio voltage "fights" its way through the first resistor and appears across the first capacitor. It then repeats the process in the next section with the voltage remaining across the last capacitor going on to be amplified and fed to the loudspeaker.

The low frequencies "change" slowly enough so that they appear across the two capacitors in turn, little diminished in amplitude. High frequencies (which include that dreadful scratching sound)

**Filter assembly** (below) is installed in film can (below, right).



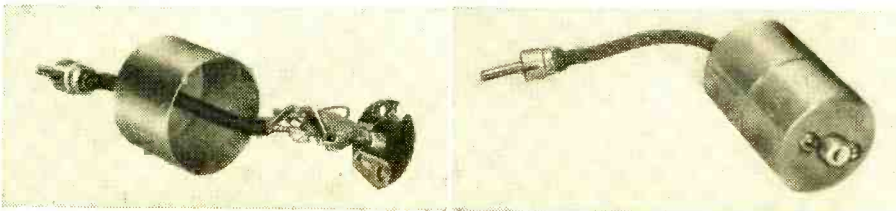
"change" so fast that there's never much time for any significant amount to "fight" its way through a resistor and charge a capacitor before it changes potential and has to start all over again. As a result, the high scratch frequencies are greatly reduced in volume and are virtually unnoticeable.

As usual, there's a disadvantage, as suggested in the opening sentence. This filter can't distinguish between the scratch and music in the same frequency range. Thus, it cuts down (attenuates) the treble notes. Unless you have a music system approaching high fidelity, the effect is not too serious; and if you do, you probably take good care of your records and don't need a filter.

**The complete filter network** can be built into an old 35-mm. film can, as shown in the photographs, using a phono jack and plug with a short length of shielded cable. The can should be connected to the grounded side of the line. Put a soldering lug under one of the jack mounting bolts and solder the lug to the shield.

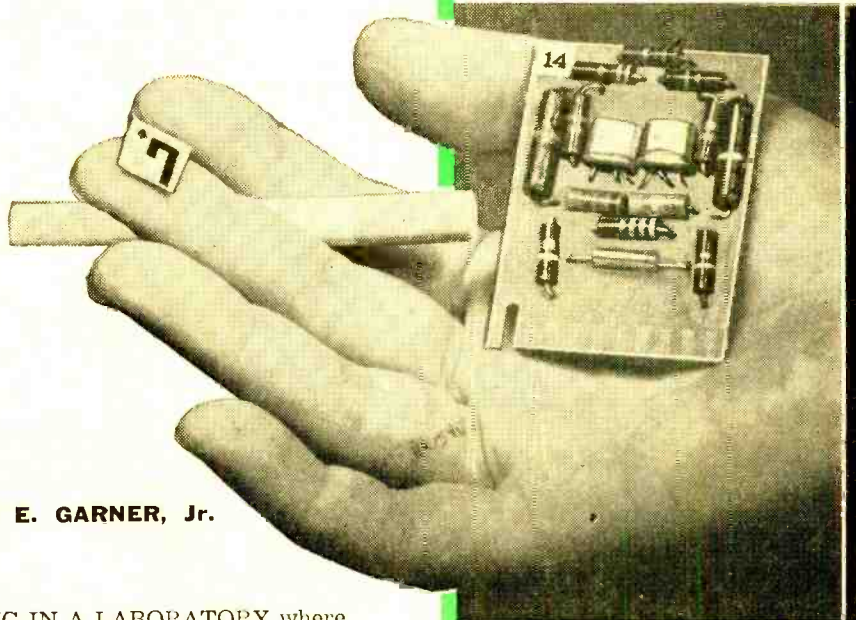
Plug the cable in—*(Cont. on p. 115)*

**The circuit** (at left) consists of a tandem, low-pass RC network.



**New techniques make possible  
circuits so small that  
you can hold . . .**

# A RADIO ON YOUR THUMBNAIL



By **LOUIS E. GARNER, Jr.**

**W**ORKING IN A LABORATORY where one motto reads "If you can see it, it's too big," government scientists have developed an entirely new technique for manufacturing transistors. Using photolithographic methods, they have produced transistors so small that they can be fitted on the *head of a pin*. Research scientists Dr. J. W. Lathrop and James R. Nall at the Army's Diamond Ordnance Fuze Laboratory (DOFL) in Washington, D. C., are the individuals largely responsible.

For example, a standard flip-flop or binary counter circuit will require, say, two transistors, two diodes, and various resistors and capacitors. If subminiature construction techniques are used, such a circuit can be packed into a space of about one cubic inch. With the new microminiaturization techniques, and using photolithographic

**Note difference in size between the conventional flip-flop transistor circuit in palm of hand above and the new DOFL microminiature circuit on the end of the third finger.**

transistors, *two hundred such circuits* could be fitted into the same space!

And this is only the beginning! These scientists feel that further refinements may make it possible to reduce electronic circuitry to the point where *one thousand printed circuits* can be fitted into a volume of one cubic inch. Then it should become possible to assemble a complete electronic computer in a space the size of a small book. And you may be able to balance a complete radio on your thumbnail. If work on the development of a semiconductor picture-reproducing device is successful, we may also see the day when a television receiver can be assembled in a case the size of a wristwatch.

**Transistor Construction.** The photolithographic method for manufacturing transistors developed at DOFL begins with a tiny wafer of *p*-type germanium measuring only forty-five thousandths of an inch square by one one-hundredth of an inch thick. Arsenic is diffused into the germanium, giving the wafer an *n*-type "skin." The *p*-type material will become the collector of the final transistor, while the *n*-type skin will be the base.

A photosensitive chemical resist is placed on the germanium's surface and exposed to ultraviolet light through a prepared film having a small rectangular pattern. Then the resist is developed, leaving a tiny rectangular area of bare germanium corresponding to the pattern of the photographic film.

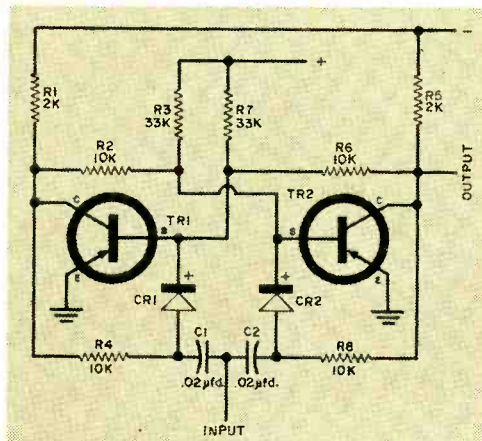
Next, aluminum is evaporated and deposited over the layer of resist. When the underlying resist is stripped away chemically, the deposited aluminum remains only on the bare rectangular area. The aluminum forms the transistor's emitter and is alloyed to the germanium by heating.

A similar base contact pattern is formed next to the aluminum emitter, consisting of gold and a small amount of antimony. These are electrolytically deposited on the

germanium's surface and heated to cause alloying.

The outer *n*-type skin is now etched away except in the immediate vicinity of the base and emitter contacts, forming the final base-emitter junction. Then the finished transistor is covered with a coat of resist except in the areas directly over the base and emitter contacts and along the *p*-type germanium's lower or bottom surface. This surface is soldered to a thin metal base plate.

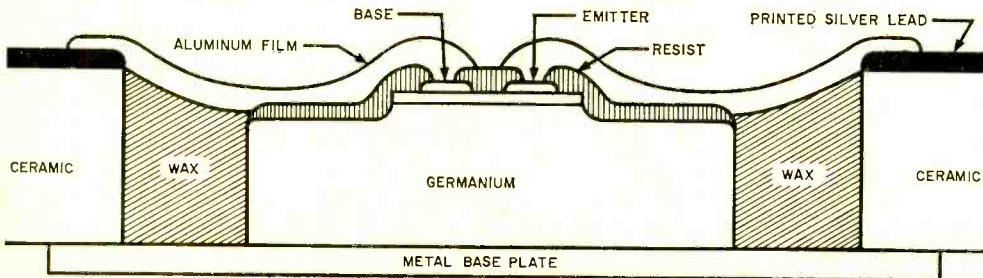
**Final Assembly.** The circuit is prepared on a separate ceramic board. Wiring is a deposited pattern of silver, while the resistors are made up of various ink compositions. Semiconductor diodes as well as transistors can be manufactured using the basic photolithographic method; they also are mounted on small metal base plates.



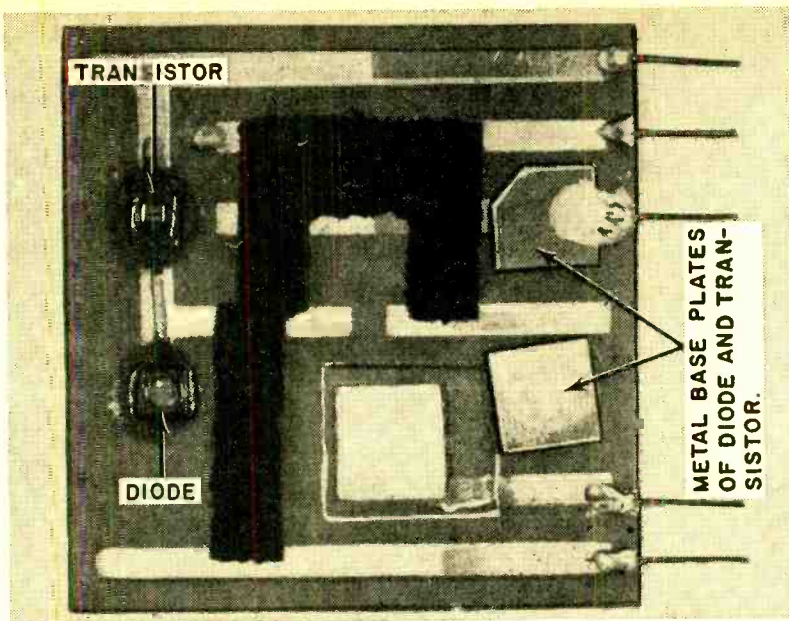
**Schematic diagram** of the microminiature flip-flop circuit shown on page 55. The entire circuit, including transistors and diodes, is reproduced using printed-circuit techniques.

**Cross-section view** showing the construction of the photolithographic transistor.

The actual size of this component can be determined by studying the photo on page 57. Note the size of the transistor in the photo compared with the size of the entire circuit; then turn to the preceding page to see the actual size of the circuit on the finger. The hand illustrated is just slightly smaller than life size.







**Greatly enlarged** photo of thumbnail-size flip-flop circuit. The actual size is indicated on the first page of this article. As can be seen from the schematic diagram on the opposite page, the circuit is made up of two transistors, two diodes, eight resistors and two capacitors.

The transistors and diodes are put into small holes in the printed-circuit board. A mask is applied to the board and aluminum leads are deposited by a vacuum evaporation process, connecting the printed silver wiring on the board with the base and emitter contacts of the transistor. The metal base plate serves as the collector electrode connection.

These transistors have a power rating in the milliwatt range and an alpha cutoff of approximately 15 mc. However, there seems to be no reason why more powerful transistors can't be made using modified versions of the basic technique, and it is possible that transistors of this type may be manufactured with ratings up to one watt in the future. Also, it seems likely that units with an alpha cutoff as high as 100 mc., or higher, can be made.

Circuits assembled using microminiaturization techniques are much more resistant to shock and vibration than are conventional circuits. A typical circuit may have the ability to withstand a shock on the order of 10,000 *g*, that is, an acceleration 10,000 times greater than that caused by earth's gravity.


Shown in the schematic diagram is a flip-flop circuit that has been assembled using microminiature techniques. This entire cir-

cuit, including two transistors, two diodes, eight resistors, and two capacitors, has been reproduced on a ceramic board *smaller than a postage stamp*. Diffused base diodes *CR1* and *CR2* have characteristics roughly comparable to those of the 1N90, while the photolithographic diffused base transistors *TR1* and *TR2* have characteristics roughly similar to those of a conventional type 2N207 transistor. Such flip-flop circuits are used extensively in the construction of computers and data-processing equipment.

**Looking to the Future.** To date, relatively little work has been done on reproducing inductance coils and transformers with microminiature printed-circuit techniques. As a result, a microminiaturized radio cannot be built at present. However, research and development is proceeding, and there is little doubt that techniques permitting the design and construction of microminiature receivers and transmitters will be developed soon.

The techniques discussed above are still in the laboratory stage. But just as the transistor, at first a laboratory curiosity, is used extensively today in receivers, amplifiers, hearing aids, clocks, and other consumer products, so will the DOFL-developed microminiaturization techniques find use in commercial products.

## "NO-HANDS" TRAIN



You don't need an engineer on this tractor-train, because the system at Esso's Baton Rouge refinery is electronically controlled. The train, which pulls five trailers at 2¾ miles an hour, follows the electromagnetic field of a wire laid in the floor.

Two gates in the building open automatically as the train approaches and shut when it passes. It makes 11 stops at service points called "beacons." Each "beacon" sends out a different signal to stop the train at the proper place.

Known as "Guide-O-Matic," the train is made by the Barrett-Cravens Co., Northbrook, Ill.

## THE "VARICAP"

A tiny component, no larger than a teardrop, can do a job similar to that of one tuning capacitor used in AM and FM receivers. (Note the difference in size at right.)


In one application, the "Varicap," as it is called, together with a resistor and mica capacitor, performed the same function as 24 other parts. It is expected to have wide use in tuning and modulation of frequencies in FM receivers and transmitters, telemetering, missile control, and miniaturized communications systems.

The Varicap was introduced recently by Pacific Semiconductors, Inc., of Los Angeles, Calif.



# Transistorized .....

# Photoflash .....



## **High-efficiency flash unit features power transistors**

**By R. L. WINKLEPLECK**

**E**LECTRONIC PHOTOFLASH, or speed light as it is sometimes called, is surrounded by so much mystery, hocus-pocus and hocus that many photographers shy away from it without fully appreciating its advantages. Actually, electronic flash is quite simple. There are many variations but, basically, it consists of a power supply providing electrical energy which is stored in one or more large capacitors. A triggering circuit activated by the camera discharges the capacitors through a gas-filled flash tube.

Amount of effective light produced is affected by such factors as the amount of electrical energy consumed, reflector design and efficiency of the circuit and components, including the flash tube. Because the stored supply of electrical energy is about the only factor which can be simply stated and clearly understood, the "watt-second" ratings have been over-emphasized as a yardstick for measuring electronic flash performance. The watt-second rating shows

only the amount of electrical energy held in storage. It indicates neither performance nor light output, since these considerations are also profoundly affected by a number of other factors apart from the efficiency of the circuit. Other points to be considered are the size and weight of the outfit, the frequency with which it can be flashed, whether it operates from batteries or an external power source, and whether it's a single unit or two separate units with the power supply carried by a shoulder strap and the flash head mounted on the camera.

No matter if we're building or buying, we can't usually have everything exactly



**Interior view** of flash unit with front panel removed. Note the rods which hold the cells in place.

as we'd like it. The electronic photoflash outfit described here is a good and comparatively inexpensive compromise. It operates from either house current or from four inexpensive size D flashlight cells, so battery cost is trifling. It's a single unit, easy to build, rugged and dependable in operation. The photoflash tube is mounted in neoprene under a glass dome to protect it from injury.

**Construction.** To design in all of these features, it was necessary to accept a bit more size and weight than is considered ideal— $2\frac{3}{4}$ " x  $4\frac{1}{2}$ " x  $7\frac{3}{4}$ ", and  $4\frac{1}{2}$  pounds with batteries. The housing can be constructed of .064" aluminum sheet with heavier gauge (.125") in the base plate to which the mounting bracket is attached. It is assembled by using self-tapping sheet metal screws to hold aluminum rods or angles as cleats.

Components are mounted on each of the side panels and prewired before assembly of the cabinet. Power transformer, transistors (mounted externally) and resistors of the oscillator, and the battery terminals are on the back panel. The batteries are a snug fit between the back panel and the main storage capacitor.

A removable section in the bottom of the case offers access to the batteries. The lower battery contact, an aluminum strip, is glued to a strip of plastic to insulate it from the case and this is glued to the inside

### PARTS LIST

- B1—Four 1.5-volt standard size "D" dry cells
- C1, C2, C3, C4—1.0- $\mu$ fd., 400-volt tubular capacitor
- C5—500- $\mu$ fd., 450-volt electrolytic capacitor (Sangamo DCM or equivalent)
- C6—0.05- $\mu$ fd., 200-volt tubular capacitor
- C7—0.25- $\mu$ fd., 400-volt tubular capacitor
- FT1—Flash tube and reflector combination (Amglo HD-2AR; available from Amglo Corp., 2037 W. Division St., Chicago, Ill.)
- J1—TV-type a.c. input receptacle
- J2—Rectangular a.c. outlet (for camera sync connection)
- NE1—NE-51 neon lamp
- R1, R2—68-ohm, 1-watt resistor
- R3—27-ohm, 1-watt resistor
- R4—1.5-megohm,  $\frac{1}{2}$ -watt resistor
- R5, R6—3.3-megohm,  $\frac{1}{2}$ -watt resistor
- S1—S.p.d.t. slide switch
- SR1, SR2, SR3, SR4—Silicon rectifier (Sarkes Tarzian M150)
- T1—Modified 6.3-volt filament transformer (Stancor P6134—see text)
- T2—Ignition coil (Amglo ST-25)
- TR1, TR2—2N256 power transistor (CBS)

surface of the battery access door plate.

The transistors must be mounted on  $\frac{3}{16}$ " composition with the mounting screws insulated from the case with composition shoulder washers. A rather thick plastic should be used between transistors and case since with thinner material an electrostatic voltage may develop in the case.

No part of the circuit is electrically connected to the case since most camera flash

synchronization contacts have one side grounded to the camera body. By keeping the case isolated, there is no need for a polarized flash cord connection.


**Wiring.** The left panel of the case has mounted on it the s.p.d.t. switch (*S1*) and a recessed TV-type a.c. connection (*J1*). An ordinary TV cheater cord is used when the flash is operated on house current and the switch is wired so that the a.c. input is in the circuit only when the batteries are off.

On the right-hand panel is an ordinary a.c. outlet (*J2*) into which the flash cord from the camera is plugged, the neon charge-indicating lamp (*NE1*) mounted in a 5/8" rubber grommet, and a 4-point tie strip. Tape the tiny trigger transformer (*T2*) to the tie strip. All of the components shown in the schematic between the storage capacitor (*C5*) and the flash tube (*FT1*) can be mounted on this panel and wired before it is attached to the case.

The flash tube and its reflector are mounted on the front panel, using the two bolts provided. Note that the red lead goes to the positive terminal of *C5*, the black lead to negative, and the white lead to *T2*. This

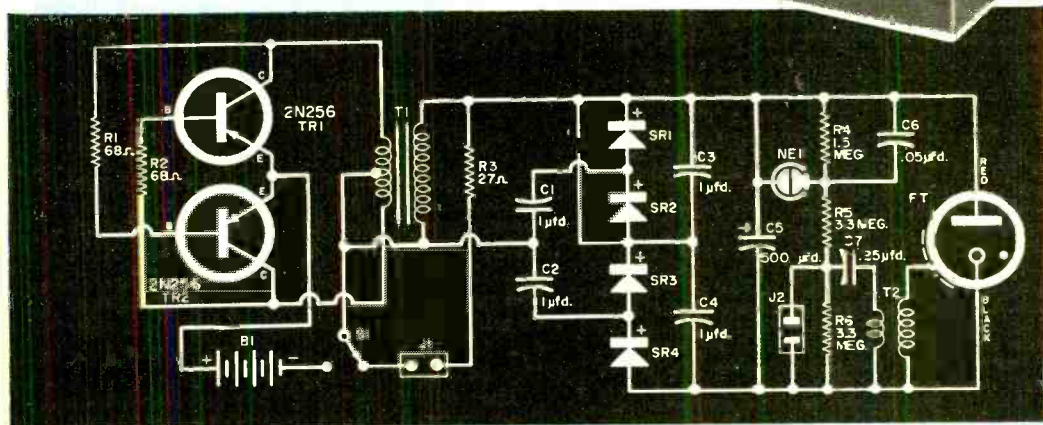
the unit placed against the front panel when the case is assembled. It's held in place with the storage capacitor which is kept in position with two shaped aluminum rods fastened to the side panels.

Assemble the front, rear and right side panels of the case, put the voltage quadrupler and storage capacitor in position,



Left panel view showing power switch and recessed 117-volt socket.

Power transistors in schematic below must be insulated from the cabinet.



leaves only the four silicon rectifiers and the four capacitors (*C1*, *C2*, *C3* and *C4*) of the voltage quadrupler. They also are pre-wired, using a physical layout which corresponds with the placement shown in the schematic. Considerable space is saved by using pigtailed on the rectifiers instead of mountings clips.

The quadrupler is wrapped in plastic and

and complete most of the interconnecting wiring. Fasten the left panel in place and wire the switch and a.c. input from above. The top and bottom of the case are then fastened in place to complete the assembly.

A 1/4" tapped hole in the heavy bottom plate is used to attach the camera mounting bracket. The battery access panel is held in place with one screw. Mark the

## HOW IT WORKS

The four D cells operate a 120-cycle, square-wave, transistor oscillator using a pair of the new, low-priced power transistors. This method of producing a.c. or interrupted d.c. is several times more efficient than the use of a vibrator.

This a.c. voltage from the oscillator is fed into the modified low-voltage winding of a filament transformer and is boosted to approximately a.c. line voltage. (At this point line voltage is applied when the unit is powered from the line.) A voltage quadrupler using silicon rectifiers boosts the 120 volts up to about 500 volts, which is then supplied to the special storage capacitor (C5).

The flash tube is connected directly to C5 but it will not fire spontaneously. The "trigger" circuit which fires the flash tube consists of three resistors R4, R5, R6, in a voltage-divider network. Resistor R4, shunted by capacitor C6, operates neon lamp NE1 as a relaxation oscillator when the charge on C5 reaches approximately 375 volts. R6 is shunted by capacitor C7 and the primary of the trigger or ignition coil T2 in series.

While C5 is charged, C7 is also charged by the amount of the voltage drop across R6. When the flash contacts on the camera close, they short R6, and C7 is discharged through the trigger transformer primary. This induces pulses of several thousand volts in the secondary which ionize the gas in the flash tube.

The "breakdown" of the tube permits capacitor C5 to discharge through it. This produces a brilliant flash of light having a duration of less than one-thousandth of a second and intensity of nearly thirty million lumens.

## EXPOSURE GUIDE

Correct exposure can be determined best by experiment with the camera and film you customarily use. Set up your equipment for average conditions and take a series of pictures varying *only* the lens aperture. The aperture which gives the best film exposure, multiplied by the flash gun-to-subject distance, gives the correct flash guide number.

The peak light output far exceeds that of most flash bulbs, but it is of such short duration that a somewhat longer development will be necessary.

No color correction is usually considered necessary with daylight color film. However, if the results are just a bit blue by your standards, a Wratten 81 or 81-A filter will warm the pictures nicely.

For black-and-white film having a daylight speed of 200, you might start your testing with a flash guide number of 200. Greater speed is possible with overdevelopment, but this practice is falling out of favor.

Film ratings are not necessarily an accurate indication of electronic flash speed. Because of what is known as "reciprocity failure," some of the fastest films are less sensitive to the brief burst of light from electronic flash than some of the slower rated films. Remember that shutter speed has no effect on exposure since the light duration is less than one millisecond. However, if a slow shutter speed is used, other lighting in the room will upset the results.

When the flash contacts are closed, the flash of light takes place almost instantaneously. Thus, the camera shutter must be synchronized at "X" or "zero" delay. Accuracy of synchronization can be checked by firing at a light-colored wall and looking through the back of the camera with the lens aperture wide open.

With perfect synchronization, the shutter will be wide open; and with partial synchronization, the leaves of the shutter will be visible and frozen to immobility by the short duration of the flash. If the shutter needs adjustment, this is best left to a specialist.

Compared to conventional flash bulbs, the electronic flash produces softer effects with better modeling in the shadows and less burning out of highlights.

battery polarity on the side of the opening to reduce the possibility of inserting the batteries incorrectly. The photo below shows details of the construction. If desired, the battery trap door can be hinged. The plate that is mounted on the door and which contacts the positive and negative terminals of the batteries *must* be insulated from the door itself. It may be glued to a piece of plastic which, in turn, is glued to the door panel.

**Modifications.** The only component which requires modification is the power



**Battery** installation; note the polarity markings and insulated contact plate.

supply transformer (T1). Its frame and laminations are taken apart and the entire center-tapped 6.3-volt winding removed. Using only 20 feet of this wire, rewind the secondary, taking off a tap at its mid-point, and re-assemble. This rather simple operation is necessary to provide sufficient voltage for satisfactory operation as the battery output drops with use.

The layout shown is not offered as the final answer. The unit could probably be made smaller and with a different shape. Some builders might like to have a two-unit flash outfit with the power and storage components carried in an over-the-shoulder

Further data on the use of flash, including speed light, is available in the November 1957 issue of POPULAR PHOTOGRAPHY, 434 S. Wabash Ave., Chicago, Ill., for 35 cents.

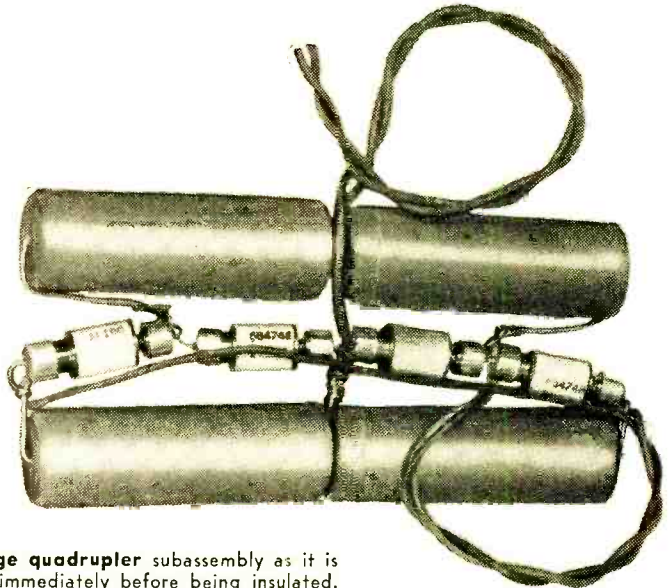
case and the rest of the components mounted with the flash tube and reflector on the camera. Amglo offers a back cover for the reflector for such an installation.

If such an arrangement is followed, the builder may wish to use six 1.5-volt cells. This would eliminate the need to rewind the transformer.

In any event, please keep in mind at all times that *the fully charged storage capacitor can give you a powerful and dangerous shock*. Treat it with the respect it deserves. Even partially charged, it offers a nasty

charge in the storage capacitor reaches approximately 375 volts. From this point on, *C5* charges very slowly and will require several minutes to reach 450 volts on a.c. or with fresh batteries. The difference in light output between a 357-volt and 450-volt charge would require only a one-half stop exposure correction.

In operation, the external a.c. power source will require 15 to 25 seconds recycling time between flashes to charge the capacitor. Fresh batteries will require about 45 seconds.



**Voltage quadrupler** subassembly as it is wired immediately before being insulated.

surprise for the unwary. During trials of the unit, discharge the capacitor before working on any part of the circuit by shorting it with a 25-watt resistor of several hundred ohms. Don't use a screwdriver. If this is your first high-voltage project, follow the rule the old-timers use; keep one hand in your pocket when working on it.

**Operation.** When the unit is assembled and the wiring completed and double-checked, it is best to try it out the first time with external a.c. power. This is suggested since an electrolytic capacitor, when new or unused for a time, is "unformed."

When the unit is first turned on, the huge storage capacitor (*C5*) will have a high current leakage. The batteries can "reform" it, but only by nearly exhausting themselves.

Neon lamp *NE1* starts flashing when the

Naturally, the number of flashes possible from a set of batteries is variable; but it should be possible, under reasonable use, to get at least 50—probably many more—flashes from one set. Since this outfit draws approximately one ampere (more at beginning of charge and less at full charge), it's a good idea to turn it off if you expect to wait a while between pictures.

Slight errors in exposure are not as serious as with regular flash bulbs and the depth of lighting is somewhat greater. This may be an important reason for the strong preference many photographers have for electronic flash. You'll undoubtedly find yourself taking many more flash shots than ever before; but your picture quality will probably be better and, at one or two cents a shot, who really cares about the cost of flash?

-50-

# Simplifying

# Chassis Layout



**T**HE TIME-HONORED WAY to lay out a chassis is shown in the photo at right. Parts are placed in approximate position on the brown paper wrapper, and a square is used to establish center lines, mounting lines, location of mounting holes, etc. This system produces satisfactory results, it's true, but there is a much easier way to do this kind of job.

Strip the brown paper wrapping from the chassis and cover it as shown in the photo at right, below, with what is known as "math paper" or "Quadrille." This is a type of graph paper ruled in quarter-inch squares which is available in most stationery stores and bookshops in 8½" x 11" sheets. The paper is held to the chassis with ordinary rubber cement.

If you align the lines on the ruled paper with the edges of the chassis, the surface (and sides, if the paper is applied there) will be neatly ruled with a grid of parallel lines ¼" apart. Using the grid lines as reference lines, it's an easy matter to push the parts around on the chassis to get an electrically desirable and eye-pleasing layout.


The photo at the top of the next page shows how the location of the mounting holes can be marked on the paper with respect to the cross rulings. (In the photo, the choke has been moved back to show one of its mounting holes more clearly.) After the holes are marked, the chassis is drilled in the usual manner. Of course, the ruled paper should be peeled off before the individual parts are mounted on the chassis.

To cover large chassis, the 8½"





By  
**BOB**  
**WATSON**



x 11" sheets can be joined carefully to obtain the desired size. The little time required to cut and apply the paper to a chassis is more than saved in layout time. This method really does simplify chassis layout.

-30-

### CROSSWORD PUZZLE


By Arthur L. Branch

#### ACROSS

- 1 Resistance unit.
- 6 Type of frequency: Abbr.
- 8 A combination of antennas.
- 9 A tramp.
- 11 Gaseous insulator.
- 12 That man.
- 13 A trial.
- 15 Type of modulation.
- 18 Cool drink.
- 19 Vigor.
- 20 Able-bodied seaman: Abbr.
- 21 American soldier: Slang.
- 22 Cooking utensil.
- 23 Past.
- 24 Anesthetic.
- 26 Kind of bird.
- 27 Either.
- 28 To be of the right size.
- 29 Tub.
- 31 Type of frequency amplifier.
- 33 We.
- 34 Part of a pentode.

#### DOWN

- 1 Current: Abbr.
- 2 Eradicate.
- 3 Sand-like particles.
- 4 Paddle.
- 5 Inductance unit: Abbr.
- 6 Chemical symbol for ruthenium.
- 7 Type of modulation: Abbr.
- 9 Relative power unit.
- 10 A part of the amplifier giving one level of gain.
- 12 60-cycle interference.
- 14 To revise and prepare for publication.
- 15 Part of an electron tube.
- 16 Wise.
- 17 Heavy black wood.
- 19 Changeable: Abbr.



- 22 For each.
- 23 Man's nickname.
- 25 Live: Elec.
- 26 Broad.
- 28 Animal hair.
- 29 Volume unit: Abbr.


- 30 Like.
- 31 Input current to rectifier.
- 32 Condition of electronic device with power applied.

(See page 110 for solution)

# TESTING YOUR CHANGER ELECTRONICALLY



Start of test procedure consists of a visual check and final settings of parts fits and clearances. Changer is mounted on special "Tip-over" test stand. The tester sets height of tone arm, checks smooth operation of pivots, and adjusts velocity tip friction so test change cycle actuates only after the last groove of the record. Also, stylus pressure is set for all changers.



Mechanical and operational test involves simulation of in-use conditions. The tester checks the underside for wiring, clearances, welds and solder joints. Flipping it, she checks for freedom of all moving parts. Then she runs through intermixed 7", 10" and 12" records in several orders to check size and speed selection. "Speedminder" control is tested as well.


**P**UTTING THE HIGH into high fidelity requires components built to exacting standards. Otherwise, somewhere along the line from pickup to speaker, some form of distortion will creep in. In this picture story, we take you behind the scenes to show how a turntable is tested to make sure it conforms to the rigorous standards set by the National Association of Radio-Television Broadcasters.

These photos were taken in the plant of Glaser-Steers Corp., Belleville, N. J., manufacturer of the GS-77 record changer. They present the step-by-step process of testing through which every changer goes before it is approved, packed and shipped. And they reveal some of the research and development work that goes into maintaining quality.

-30-



A permanent record of test figures on wow, flutter and rumble is kept on all changers. Meter at left measures wow directly in percentages. Flutter is checked on same equipment. Meter at right measures rumble, rated below audibility on the changer. Operator monitors test record tone with earphones. Finally, dielectric safety test of motor and wiring is made with center meter.

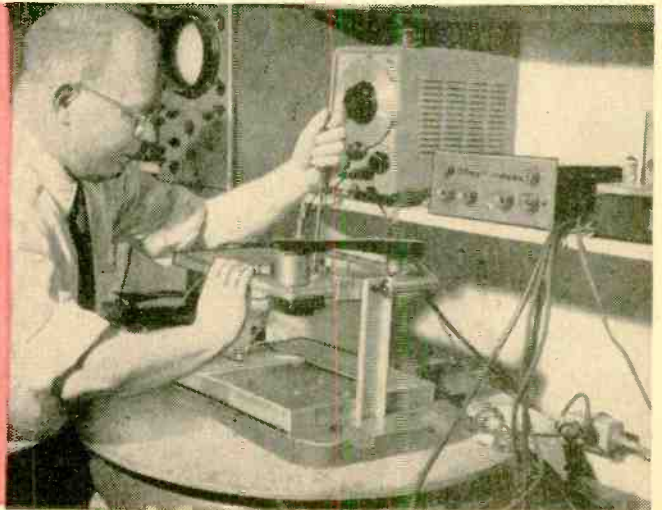


Several changers on rack are checked by quality control operator. If one fails, all get a complete test re-run. Test involves mechanical run-through of all operations through listening with records amplifier and speaker, and checking for malfunctions or source sounds. A rack of tested changers moves on to final packing and the shipping room.

Quality control lab is "conscience" of plant, constantly testing parts quality and maintaining performance of changers up to specs. Here speed accuracy is checked with a "Strobotac" stroboscopic light and strobe disc.



Development lab prepares stripped-down model for resonance and vibration tests. Pickup arm is fed to vertical deflection plates of oscilloscope. Aud oscillator output fed to horizontal plates simultaneously will produce Lissajous pattern to determine frequency of any resonances. Later a vibration analyzer will be used to detect cross resonance. Results of such experimental work are compiled for future developmental use by the firm.





# Ship Ahoy!

**What's new on the horizon  
for boat owners**




**T**HE CALL of the wild waves is upon us again with the season, so after you've scraped and painted the hull and put your craft in shipshape order, perhaps you'd better cast an eye on the accessories for easier boating shown at left.

At the top is the new Kaar 5-channel radiotelephone which meets FCC regulations for commercial craft carrying more than six people. It features a flexible built-in 6-12-32-volt d.c. or 117-volt a.c. power supply, automatic noise limiting,  $\pi$  output network and a new speech clipper and filter. It generates 28 watts r.f. output, and includes the broadcast band. Cabinet and chassis are protected with corrosion-resistant materials.




In the center is a new Bright Star sealed beam flasher lantern which is ideal for boating use. It has a 100-hour sealed beam bulb in a specially designed searchlight head that provides a red rear light for both steady glow and red flashing warning. Power source is a 6-volt lantern battery, which clips in quickly.

At the bottom is the new Gonset marine converter for reception of maritime and police bands in the 1.6 to 3 mc. range. While this is primarily used for auto radios powered by a 12-volt ignition system, it could also be used on craft supplied with 12-volt storage batteries. Operating voltage is obtained by clipping the lead to the battery. On a boat it would be necessary to connect the chassis to the ground of the boat's wiring system. The output plug fits into the antenna jack of the auto radio with which the converter is used. A switch permits marine or broadcast reception.



-30-



By John Hoke

# TEACH KIDS ELECTRICITY

*Easily assembled "power plant" shows electrical facts of life*

"DADDY, what makes the light bulb light? . . ."

Thus begins an era for many a young father, for this sentence is but the first trickle of what will later become a waterfall of questions, as a small boy learns that there is more involved than just flicking on the switch. When dealing with an elusive entity such as electricity, the most effective means of describing what it *is* consists of a simple way of showing what it *does*.

**Seeing Is Believing.** Here, on a short length of planking, are the ingredients of a small power plant capable of doing amazing things. It will *make* electricity—at the turn of the crank. It will provide high or low voltages, at the flip of a switch. It will

*store* electricity. It will light a 117-volt, 10-watt light bulb or run a small, 6-volt motor. It will operate a transistor radio or an electric clock. And it will yield current in small enough doses to permit *feeling* it—without discomfort.

For a small boy, next to putting a coin in a gum machine, there is no greater urge than to turn a crank. It won't take long to get the idea across that *he* is making the bulb light—or the motor run—when he turns the crank. And when he first feels the current generated, he will realize that his crank-turning makes "something," and that this "something" in turn flows through the circuit to the motor and makes it run.

From here on, step by step, his under-

standing of this invisible force will increase. A useful by-product of the child's self-education is a healthy respect for the power of electricity. He soon becomes aware of the shocking potential of wall outlets when a few turns on his little generator make its current uncomfortable to touch.

**On the Board.** Assembly is not overly complicated. Most of the components which are mounted on the plank should be locally available and only the generator need be obtained by mail.

The generator is actually the same type of bell-ringing mechanism used in rural telephone systems years ago. Having a maximum output of about 100 volts, a.c., such generators are currently available from firms like Johnson Smith Co., Detroit 7, Mich., for approximately four dollars. No modifications are necessary; they are ready to operate as is.

The output of the generator is fed to the center posts of a double-pole, double-throw knife switch (S1). One side of the switch is connected to a conventional socket. This will permit connecting a number of devices, including a 10-watt light bulb.

You'll need a step-down transformer—line voltage to about 6 volts is the proper size. A bell transformer will do fine.

Primary leads of the transformer go to the remaining terminals of the knife switch, and hence to the output of the generator, when switched in. The secondary feeds through the rectifier and then to the binding posts that will serve as an outlet for

devices. The rectifier can be any low-voltage type with adequate current rating, such as International Rectifier M1H.

**Current on Tap.** To store current, you will need a small storage cell. The Willard 2-volt types are useful in this application.

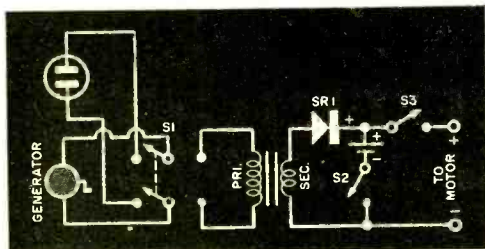
When hooking up a circuit to utilize one of these cells, it is a good idea to incorporate an s.p.s.t. knife switch (S2), so that the cell can be switched in and out of the circuit whenever circumstances dictate. You can then run the motor directly from the output, or you can switch in the battery with the motor to charge the cell and run the motor simultaneously. The motor's continued running when the generator is stopped will illustrate the fact that power was stored in the battery—and is yielded when the supply from the generator and transformer ceases.

If you wish, you can charge the battery alone, with the generator, and run the motor on the stored current by opening and then closing another s.p.s.t. switch (S3). Other variations are also possible.


As an example, the small motor shown mounted on the board is hooked up to a miniature water fountain. Motors such as the Mighty Midget (Lafayette F253) can be used in innumerable mechanical hookups.

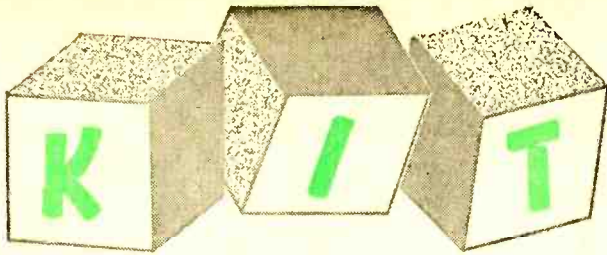
With the complete setup, you have an impressive transference of power. The chain goes from initial mechanical origin to generation, transformation, rectification, storage and consumption by motor . . . all at the turn of a crank, with a one boy-power source of energy! This is the foundation for a course in electricity and its applications, tailor-made and contained on a short pine board.

-30-



**Hand generator** mounted on plank (below) with one of the gadgets that can be powered by it. Schematic shows one possible hookup described in text.





## BUILDER'S KORNER


**T**HE NEW all-transistor automobile radios, "hybrid" car radios comprised of both vacuum tubes and transistor stages, and similar transistor equipment can tolerate very little a.c. ripple in the d.c. that powers them. The EICO Model 1060 battery eliminator (Electronic Instrument Co., Inc., 33-00 Northern Blvd., Long Island City 1, N. Y.) is expressly designed as a workbench d.c. power source for this type of equipment.

This instrument can also power any con-

ventional 6-volt and 12-volt battery-operated equipment—such as transmitters, receivers, amplifiers, marine and aviation equipment. For marine use, it can operate boat lights, radiophone, bilge pump and other electric utility units at dockside.

there are only 14 electrical parts, 15 mounting steps, and 20 wiring steps. The entire job, from start to finish, can be accomplished in three to four hours without hurrying. The following tips should be of help to you.

Your reviewer found that the wiring could be facilitated by *not* first mounting the electrolytic capacitor in its holder, but rather by wiring to it and then pushing it aside so that its bulk would not impede making connections to the ammeter and



### EICO Model 1060 Battery Eliminator & Charger



The high filtering action of the Model 1060, resulting in a.c. ripple as low as 0.3%, is accomplished by a special filter circuit comprised of an iron-core 6-milli-henry choke and a dual 5000- $\mu$ fd., 20-volt electrolytic capacitor. The filter is designed to take the *full continuous* as well as the *higher intermittent* current output of the rectifier circuit, thus enabling full filtering on high currents.

**Putting It Together.** Assembly is as simple and straightforward as possible; d.p.d.t. toggle switch nearby. Don't move it too much, or you are liable to break the lugs.

EICO supplies #14 hookup wire for making the electrical connections because of its current-carrying capacity. Being thicker than the usual hookup wire, it requires a bit more care in "looping" for the mechanical connections to the solder lugs. Stick closely to the exact lengths of wire asked for and start a loop at the end of the wire *before* connecting to the lug.

You will have to connect two or three wires to a single lug or point although there is not enough room to insert the wire through the lug itself. It is perfectly good practice either to loop the second or third wire neatly and tightly over the existing

**Completed** chassis before installation in cabinet is shown at right. Large cylinder at top is filter capacitor. Note variable transformer at right, center, and the two rectifiers at rear of chassis.



**The 1060** is ideal for powering a transistor radio, as shown at left.

mechanical connection or to make a good connection to one of the wires which are already there (as close to the lug or point connection as possible). Solder the whole business together at one stroke.

Use a good-size iron; thick wire conducts heat away rapidly and it takes longer to reach solder-melting temperature unless your iron is 100 watts or more.

**Special Features.** The parts are over-size and rated for higher currents, voltages and wattages than are called for in the specifications. And there is double protection against damage due to overloading: an overload relay opens the transformer secondary circuit if the current exceeds 20 amperes and automatically resets itself when the overload is removed; the primary of the stepdown transformer is protected by a 5-ampere fuse which is easily replaceable.

The Model 1060 has two ranges (0-8 volts, 0-16 volts). Both the voltage and current outputs of each range are simultaneously monitored by a separate voltmeter and dual-range ammeter, so that you can see at a glance how much voltage is being applied and how many amperes are being drawn. The appropriate range of the dual-range ammeter is automatically switched as you select either of the two voltage ranges. For wide-angle vision, the

meters are mounted on a sloping front panel.

Made of heavy-gauge steel, the cabinet is louvered for safety ventilation, and can be placed on the service bench or mounted on a wall by means of two keyhole slots in the rear.

**Comment.** In the 0-8 volt range, the Model 1060 can deliver 10 amperes continuously and 20 amperes on an intermittent basis; in the 0-16 volt range, it can provide 6 amperes continuously and 10 amperes intermittently. The basic circuit consists of a variable stepdown transformer and full-wave selenium rectifier.


Ventilation should be provided to assure long life and dependable performance. The Model 1060 should not be placed in any *enclosed* test panel or rack, nor should the louvers in the cabinet be blocked or covered. All rectifiers must have constant air circulation to prevent overheating. Inadequate ventilation might also cause the automatic reset overload relay to operate prematurely. (It is perfectly normal for the housing of any battery eliminator to become warm during operation.)

The instruction book describes the proper ways in which to use the instrument for workbench power supply and battery charging. It also describes simple ways to test your 6-volt or 12-volt storage battery.




**H**OW WOULD YOU LIKE to have a modulator which can supply up to 45 audio watts capable of fully modulating the r.f. input of your c.w. rig to 94.5 watts output? Or would you like to use the same modulator at anywhere from 5 to 45 watts output with low-power transmitters? Available from WRL Electronics, Inc., of Council Bluffs, Iowa, the compact UM-1 can be used at the home QTH or in a mobile installation.

The power output rating of this modulator is only half the story. You have a choice of output impedances from 500 to 20,000 ohms, adequate to match




Shown in action, the UM-1 feeds a Model 90-A transmitter.



**WRL**  
**Universal Modulator**  
**UM-1**

almost any requirement of your final r.f. amplifier. In addition, the 500-ohm tap enables this universal modulator to double in brass as a p.a. amplifier for parties and hamfests. Of course, the speakers used in this application have to be fed from 500-ohm line to voice-coil transformers.

**Putting It Together.** The construction book accompanying the modulator kit was a pleasant surprise. One would think that a kit meant for a Novice or more advanced ham would consist of a box of components, a blueprint type schematic and nothing more. But such is not the case. The WRL construction manual is fully the equal, in clarity and detail, of any we've seen. Between the wall-size assembly and wiring pictorials and the exceptionally detailed step-by-step instructions, nothing is left to chance or accident.



Under-chassis view of the modulator as it nears completion.

The only difficulty experienced in putting the kit together was a minor one. WRL is careful to supply grommets for all chassis holes through which leads pass (a good safety precaution) but there isn't quite  
*(Continued on page 114)*

# Hi-Fi Highlights

**M**ANY READERS have been writing in to inquire about new and novel developments in high-fidelity equipment that they have heard about. To help supply such information quickly, POPULAR ELECTRONICS presents a roundup of the most interesting high-fidelity accessories crossing our desks in recent weeks. Each brief description is numbered and a box appears on page 107 along with additional items. Just circle the numbers in the box pertaining to the items that interest you and send the box in to the address given. You'll receive complete information on those items. —30—



1

**1** Complete stereo amplifier, with bi-channel preamp with bass and treble controls, loudness and volume controls for each channel and two 14-watt power amplifiers. Inputs for stereo AM-FM broadcasts, stereo tape, stereo discs, microphones and separate output for making stereo tape recordings. Balance control is provided for relative level of channels. Pilot SM-244.




2


**2** Continuously variable (between 16 and 84 rpm) turntable with settings at the four standard speeds. Illuminated stroboscope, automatically retractable 45-rpm spindle, built-in "on-off" click filter are featured. Starlight 60A.

3

**3** Two-speed belt-drive turntable. Heavy non-metallic disc under aluminum turntable shell adds to mass, while belt-drive allows for lighter over-all construction. Available for 33 $\frac{1}{3}$  - 45 and 33 $\frac{1}{3}$  - 78 rpm. Cork turntable mat eases record wear. Components Corp. Professional 45.



POPULAR ELECTRONICS



4

**4** Four-speaker high-fidelity system, consisting of 12" woofer, two cone-type tweeters, one horn-type midrange speaker, comes with crossover and matching transformer. System is mounted on baffle board designed to be installed in an enclosure. Range of the system is 30 to 16,000 cps. Isophon G-3037.

**5** Stereo cartridge reproduces 45-45 discs, fits all standard arms. It contains a pair of ESL moving-coil assemblies similar to the single unit in the ESL C-60 cartridge. Range is 20 to 18,000 cps; output, 2 mv. Electro-Sonic.


**6** Floor enclosure for 12" speaker. Unfinished or in mahogany, walnut or blond. It utilizes special front and back loading on the speaker to improve response with a triple laminate board to eliminate spurious cabinet resonance and vibrations. British Industries R-J 12-F.

**7** Bookshelf-type speaker cabinet available as kit contains compression horn-type tweeter and 8" woofer with high-pass crossover. Cabinet is preassembled and may be finished as builder wishes. Assembly time, minutes. EICO HFS-1.


June, 1958



5



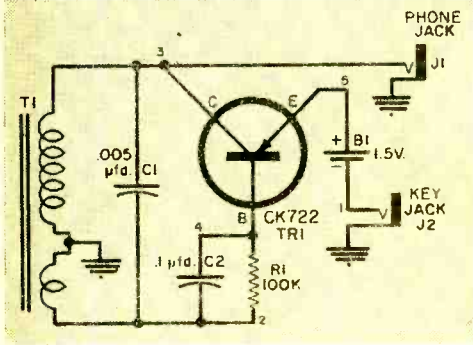
6



7

## TRANSISTORIZED CPO FITS IN YOUR POCKET

Everyone interested in electronics has use for a code practice oscillator at one time or another. Learning the Morse code, teaching others, or getting the feel of an automatic key are some of the areas in




which it can be helpful. With the inexpensive transistors now available, it is easy to build a battery-operated oscillator tiny enough to fit in your pocket and have a battery life of a year or more.

Placement of parts is shown in detail in the photo. All parts are mounted on the inner half of a 4" x 2 $\frac{3}{8}$ " x 1 $\frac{5}{8}$ " Minibox. For oscillation to occur, transformer *T1* must be connected with the correct polarity (see diagram). If the circuit fails to oscillate when first wired, with a high-impedance headset in jack *J1* and the *J2* circuit closed,

reverse the blue and red wires from the transformer.

The oscillator circuit is of the Hartley type, with feedback produced by a tapped inductance. Output is approximately one volt r.m.s., at a frequency of one-thousand cycles. The output waveform is a half sine wave, which is rich in harmonics. Some





radio operators have found that such harmonics relieve listening fatigue.

Battery current drain is approximately 120 microamperes, and maximum output is about 1/20 milliwatt. This is sufficient output for most headsets, but an amplifier is necessary if a loudspeaker is going to be used, or if more than a few headsets are to be plugged in at the same time.

—W. H. Caldwell

## ADAPTER FOR MEASURING A.C. AMPERAGE

Some volt-ohmmeters have an a.c. ampere range that can be used for measuring current drawn by 117-volt appliances. An extension cord can be adapted for convenient use of this meter range. First cut one side of the line cord and rip each end back



about three inches from the other side. Strip the free ends of insulation and install phone tip plugs. Circuitwise, you should end up with the hookup shown in the diagram. To use, set the meter to the appropriate range and function, insert the phone tips in the meter jacks, plug the extension cord into an outlet, and plug the device whose current is to be measured into the socket on the cord.

—Louis Golden

POPULAR ELECTRONICS



# Transistor Topics

By LOU GARNER

THIS MONTH marks the tenth anniversary of the "birth of the transistor." The point-contact transistor made its first public appearance at the West Street headquarters of the Bell Telephone Laboratories in New York in June of 1948. Invented by Drs. Shockley, Bardeen, and Brattain, it was a noisy, hard-to-make, low-frequency laboratory curiosity capable of handling about 25 milliwatts. While its principle of operation was revolutionary, the crude, hand-made device shown to the press hardly seemed to offer a challenge to the reigning "king" of electronic devices, the vacuum tube.

But the "king" no longer rules supreme. Today, with over 600 different types in

each . . . a price, incidentally, 20% lower than in the previous year. One of the transistor's co-inventors, Dr. William Shockley, believes that the average cost will drop to about 25 cents in another five years. If production continues to expand, and if applications continue to increase at past rates, the day will come when more transistors than vacuum tubes will be used in electronic equipment.

**Readers' Circuits.** Simple receiver circuits continue to rank high in popularity among experimenters, gadgeteers, and home builders of electronic equipment. This month we are featuring *three* such circuits, submitted by as many readers.

**Diode Receiver.** Often, when one lead of a transistor is broken off too short to serve as a satisfactory connection, the first reaction is to say a few choice cuss words and then to toss the little varmint into

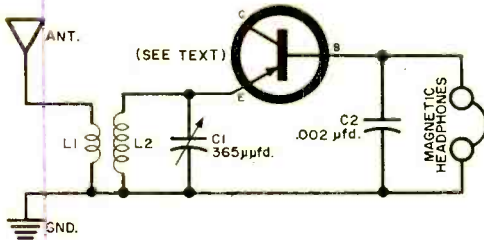


Fig. 1. Frank Schrader's diode receiver (above) uses damaged transistor.

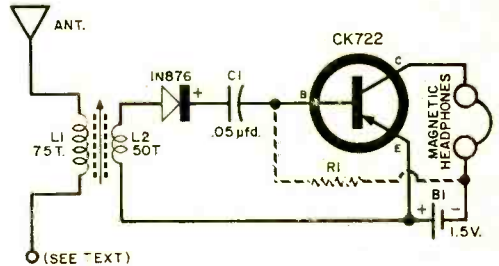


Fig. 2. Tom Keifer's short-wave set (right) is basically a diode detector.

production, the transistor has replaced the vacuum tube in hearing aid design, is rapidly replacing it in portable radio receivers, and is seriously challenging its use in computers, military gear, and other types of electronic control and communications equipment. Modern transistor types range from low-noise subminiature audio units, which are superior in some respects to comparable vacuum tubes as high-gain audio amplifiers, to the high-frequency units in the transmitter and instrumentation circuits of our earth satellites . . . from tiny units handling microwatts to large types capable of switching powers up to a kilowatt or more.

Last year more than 28 million transistors were sold, at an average price of \$2.40

the nearest trash can. However, reader Frank W. Schrader suggests that you can *save that broken transistor*, pointing out that a transistor with one lead missing still may be an excellent semiconductor diode and, as such, can be used as a low-power rectifier or detector.

A simple circuit using a damaged *p-n-p* junction transistor is shown in Fig. 1. Here, we assume that the collector lead has been broken off short, with the emitter and base leads serving as connection terminals for the diode. Of course, the collector and base leads could be used if the emitter lead were the broken one. Both *p-n-p* and *n-p-n* types may be employed in this application.

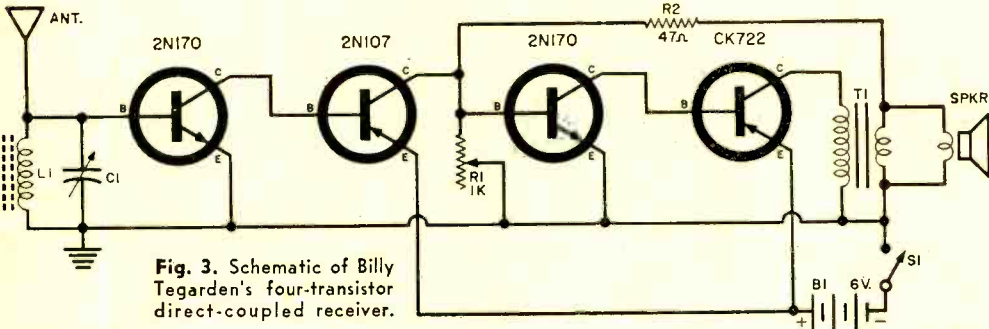
The resulting receiver is essentially a

crystal set. Since the transistor serves as a detector rather than an amplifier, no gain is obtained and a good antenna-ground system and high-impedance magnetic headphones are required for best performance.

Almost any standard AM broadcast-band r.f. antenna coil ( $L1$  and  $L2$ ) can be used when assembling such a receiver, but Frank indicates that he obtained good results by employing a Miller Type 20A coil assembly.  $C1$  is, of course, a standard 365- $\mu\text{fd.}$  tuning capacitor, while  $C2$  is a small ceramic or mica r.f. bypass capacitor. The

able to increase sensitivity by connecting a small bias resistor between the transistor's base electrode and  $B1$ 's negative terminal. This resistor is shown dotted in Fig. 2 as  $R1$ . Its value will depend on the characteristics of your transistor and on the impedance of the headphones. Try values from 100,000 ohms to 2.2 megohms, finally installing the resistor which gives highest gain. A half-watt carbon unit can be employed here.

**Direct-Coupled Receiver.** Four direct-coupled  $p-n-p$  and  $n-p-n$  transistors are used in the receiver circuit shown in Fig.



**Fig. 3.** Schematic of Billy Tegarden's four-transistor direct-coupled receiver.

capacitors' d.c. working voltages are not critical.

**Short-Wave Set.** Tom Keifer, of 101 Long Lake Blvd., Akron 19, Ohio, reports that he has picked up airport stations, amateurs, and short-wave transmitters using a receiver based on the circuit in Fig. 2. He tells us that he has logged stations in Moscow, Quito, and other foreign cities with it.

Tom's receiver is basically a diode detector followed by a one-stage capacitance-coupled amplifier using a  $p-n-p$  transistor in the common-emitter arrangement. Operating power is supplied by a 1.5-volt flashlight cell ( $B1$ ).

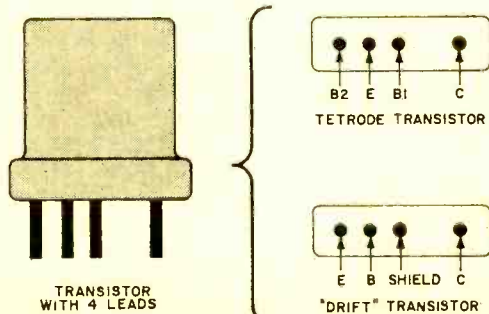
Coils  $L1$  and  $L2$  are hand-wound on a standard slug-tuned antenna coil form.  $L2$  consists of 50 turns of #24 to #30 enameled copper wire, scramble-wound close together on the  $\frac{1}{4}$ "-diameter form.  $L1$  consists of 75 turns of the same type of wire, wound directly on top of  $L2$ . Either end of  $L1$  may be connected to a good outdoor antenna. Although Tom did not use an external ground, you may want to experiment with a ground connection to  $L1$ 's "free" lead. The receiver is tuned by adjusting the coil's powdered iron core.

Here's a tip for you, Tom. You may be

3, which was submitted by reader Billy Tegarden, of 805 E. College St., Pulaski, Tenn. According to Billy, this receiver is capable of giving satisfactory loudspeaker reception on local stations with a moderate-sized antenna. As you can see, relatively few components are needed.

$L1$  is a standard AM broadcast-band ferrite antenna coil.  $C1$  is a 365- $\mu\text{fd.}$  variable capacitor to match  $L1$ .  $R1$  is a 1000-ohm carbon potentiometer, while  $R2$  is a  $\frac{1}{2}$ -watt resistor. Although Billy suggests a nominal value of 47 ohms for  $R2$ , you may find it worthwhile to experiment and pick the value which gives best operation. Billy used a 3V4 output transformer for  $T1$ . You may prefer a standard transistor transformer—an Argonne Type AR-138 should give satisfactory results.

(Continued on page 114)



**Fig. 4.** Lead connections for standard tetrode and r.f. "drift" transistors. See page 115 for details.



## Make the POP'tronics Secretary

*Tell your friends that their telephone messages to you will be recorded by electronics*

**H**OW WOULD YOU LIKE to have a secretary who will answer your phone and take messages at any hour of the day or night but who will demand no pay and no coffee breaks? Impossible, you say? The miracle of electronics has all but removed the word "impossible" from the dictionary.

There are two types of systems you can build which will do this job for you. The deluxe system requires two tape machines or one tape machine and one disc machine—when a call comes in, it plays a recording of instructions and then switches over to record the message. The simpler type, to be described here, requires only one recorder and anyone who can put together a small amplifier can build it.

Before you put it in service, tell all prospective callers to let the bell ring for 45

**By TRACY DIERS**

seconds (about 10 times). When the phone is picked up by your "secretary," the caller will then have 30 seconds to record his message to you.

**The Amplifier.** A 3" x 5" phenolic or perforated composition board may be used as a subchassis. Parts placement is non-critical, but be sure you connect the 1N34A (CR1) diode in the correct polarity. Relay RL1 should also be mounted on this subchassis. The wiring procedure is straightforward and uncomplicated.

After the amplifier wiring is completed, certain checks should be made. Connect the battery pack (watch the polarity) with a

## PARTS LIST

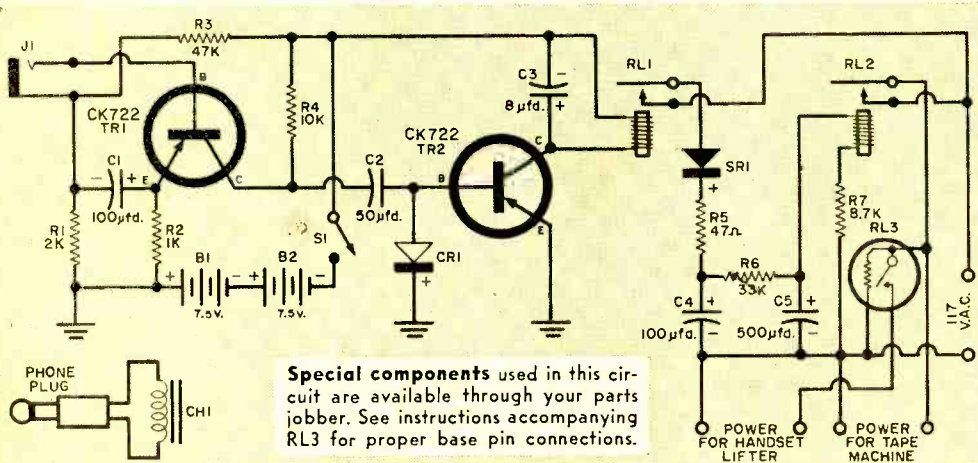
B1, B2—7½-volt battery (Burgess D5)  
 C1—100- $\mu$ fd., 150-volt electrolytic capacitor  
 C2—500- $\mu$ fd., 150-volt electrolytic capacitor  
 C3—100- $\mu$ fd., 15-volt electrolytic capacitor  
 C4—50- $\mu$ fd., 15-volt electrolytic capacitor  
 C5—8- $\mu$ fd., 15-volt electrolytic capacitor  
 CH1—Modified 16-henry choke (Stancor C-1003)  
 CRI—1N34A crystal diode  
 J1—Open-circuit phone jack  
 R1—2000-ohm, ½-watt resistor  
 R2—1000-ohm, ½-watt resistor  
 R3—10,000-ohm, ½-watt resistor  
 R4—47-ohm, ½-watt resistor  
 R5—33,000-ohm, ½-watt resistor  
 R6—8700-ohm, ½-watt resistor  
 RL1—5000-ohm relay (Potter & Brumfield RSSD)  
 RL2—9000-ohm relay (Sigma 11F-9000-G/sil)  
 RL3—30-second thermal time delay relay (Amperite 115N030)  
 S1—S.p.s.t. toggle switch  
 SRI—130-volt, 50-ma. selenium rectifier  
 TR1, TR2—CK722 transistor  
 l—Telephone pickup coil  
 l—Solenoid (Guardian Type #12)

## HOW IT WORKS

The telephone bell pickup coil (CH1), a modified 16-henry choke, is placed close to the phone and picks up the "ring" voltage by induction. The induced voltage is sent to the two-stage transistor amplifier and causes relay RL1 to close momentarily at each ring. Each time RL1 closes, it feeds the line current through selenium rectifier SRI, which charges C1 and C2 to a higher and higher voltage.

When the voltage across C2 is high enough, it will close RL2 and keep it closed. RL2's closing connects the line voltage to the tape or wire recorder and to RL3, which is a special 30-second thermal delay relay. The tape machine is running from the time RL2 closes. After 30-seconds time delay, RL3 closes, putting 117 volts a.c. on the handset lifter, and the bell stops ringing.

When the caller hears the receiver lifted, he starts to record his message. (The tape machine audio pickup is one of the inductive pickup types designed for placement under the telephone.) In about 30 seconds, the voltage on C1 and C2 has fallen too low to hold RL2 closed. When RL2 opens, it shuts off the entire mechanism, except for the transistor amplifier—which is ready for the next caller.



milliammeter in series with the negative lead.

The instant the connection is made, RL1 should close for two to three seconds. The current at that time should be about 5 or 6 ma. When RL1 opens, the meter will read about 0.75 ma.

**Bell Pickup Coil.** Almost any choke coil will work, but the greater its inductance

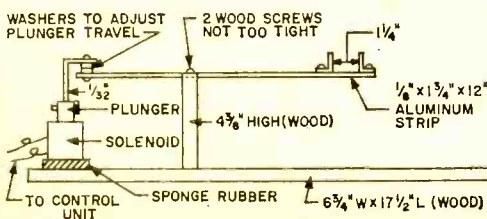
the more sensitive it will be. To adapt it for pickup service, you must realign the laminations so that they all point in the same direction—forming an "E" with the coil on the center pole.

Connect the pickup coil (CH1) to the amplifier with a 3' to 4' length of lamp cord wire. When you turn on the battery power to the amplifier, RL1 should close momentarily as before.


Have someone call your telephone number and, while the bell is ringing, move CH1 around the sides of the plastic telephone case until you find a spot where RL1 closes instantly each time the bell rings. Plastic tape will hold it in position.

**Main Chassis.** A good chassis size is 10" x 5" x 3", with the transistor subchassis mounted as shown. Four machine screws with ½" sleeves or standoff's will keep the subchassis from making electrical contact to the main chassis. Bring all subchassis

**Assembly details of handset lifter.**  
 See photo on next page for setup.







**Handset lifter** mechanism in place. Voice pickup coil is beneath the base, bell pickup is on the far side.

connections into the main chassis. The on-off switch (*S1*) can be mounted in any convenient spot.

Mount a standard phone jack (*J1*) on the main chassis for plugging in the telephone bell pickup coil. Insulate *J1* from the chassis with insulating shoulder washers. Chassis must *not* be used as a ground for either the transistor amplifier or timing circuit—use insulated terminal lugs as common points and keep the ground of the amplifier separate from the ground of the main control unit.


The thermal delay relay tube (*RL3*) plugs into a standard octal tube socket, and the two 7.5-volt batteries are held in place with a small metal strap as shown. Mount two standard a.c. female receptacles in one side of the chassis for the recorder and the handset lifter—both of these operate on 117 volts a.c.

Timing capacitors *C1* and *C2* must be mounted on low-loss standoffs. If you can't obtain the capacitance needed in a single unit, parallel several low-leakage types.


**Telephone Lifter.** The solenoid actuator should be adjusted so that the solenoid plunger pulls completely in and lifts the phone handset about half an inch. You can mount the solenoid on a piece of sponge rubber to deaden its hum. While adjusting the lifter, temporarily tape down the telephone button switch.

For the final test, plug the solenoid directly into the 117-volt line. The handset should pop up about half an inch, and when the line voltage is removed, it should drop back in place. Check it about a dozen times to be sure it is working dependably with a minimum of hum or vibration.

**Your Secretary.** The transistor control unit must be located near the telephone to



**Bell pickup assembly** showing the "I" laminations removed.




**Transistor amplifier** subassembly with *RL1* and standoff mounts.

keep the telephone bell pickup coil lead short. The tape machine can be a little further away from the phone.

Plug the tape machine and the handset lifter into their respective a.c. receptacles on the control unit. The inductive speech pickup is placed in the proper spot under the telephone. Preset the tape machine to

*(Continued on page 106)*



# Short-Wave Report

By HANK BENNETT

ONE of the more active DX'ers in the Midwest is Frank Gilmore, whose Listening Post is on the outskirts of Springfield, Mo. A 17-year-old high-school student, he started DX'ing in the fall of 1955 with a Hallicrafters SX-18 receiver (which he obtained at a bargain price of \$1.50).

Since that time, Frank has acquired another Hallicrafters receiver (an S-85), an FL-8 audio filter and an FCC-90B crystal calibrator. He also has a Heathkit Q-Multiplier. His antenna include: long wires for the 80- and 10-meter bands; a 15-meter doublet; and dipoles for the 15-, 20-, and 40-meter bands.

When Frank is not operating as KNØJPJ, he tunes the short-wave bands. To date he has a total of 78 verifications from 41 countries, with 115 countries heard. His most prized QSL's are from Bulgaria, Poland, Tangier, *Radio Ankara*, *Radio Ceylon*, and *Deutsche Welle* (Cologne, Germany).


With his S-85, Frank has logged stations in Algeria, Belgium, the Canary Islands, Kenya, Israel, Saudi-Arabia, the Fiji Islands, Poland, Malaya, India and Pakistan. The 31-meter band is his favorite, with Brazzaville and Prague taking honors for their excellent musical programs. For ham radio, Frank prefers the 20-meter band, especially since he was QRM'ed right out of the 40-meter band by no less than *Radio Moscow*.

In addition to being a regular contributor to this column (#85), he is a member of the Newark News Radio Club, the American Radio Relay League, the Rag Chewers Club, and the Amateur Radio Emergency Corps. His other hobbies include stamp collecting and writing.

Frank mentioned that he would like to see columns in POP'tronics covering the amateur DX'ing and broadcast-band

phases\* of our hobby. If you are interested in exchanging photos of yourself and your Listening Post with him, Frank's address is: Route 2, Box 286A, Springfield, Mo.

**Listening Post Call-Signs.** The block of call letters WRØ1AA to WR1ØZZ is being assigned to American DX'ers. While these calls are not issued by the Federal Communications Commission, they have been approved by the FCC. If you would like to have a certificate, write to Mr. Joe P. Morris, 10512 Parkview Ave., Cleveland 4, Ohio. The only requirements are that




The Listening Post of Frank Gilmore, Springfield, Mo., features a Hallicrafters S-85 receiver and a Heathkit Q-Multiplier.

the DX'er must live in the USA and have an active interest in DX'ing. A charge of 20 cents covers printing, handling, etc.

**Attention Newcomers.** We'd like to remind our readers, especially newcomers to the hobby, that we have available report cards and letter-size report sheets (for reporting to this column), "High-Voltage" decals, Amateur Radio Reference Sheets, and DX Logs. Drop us a note if you would like any or all of these items.

(Continued on page 121)

\* Anyone especially interested in the broadcast-band DX phase of short-wave listening should write to the National Radio Club, % Harold F. Wagner, R. D. #1, Lake City, Erie County, Pa., and request a copy of the "DX News." The yearly \$4.00 dues includes 34 issues.



## Suit Your Volume with a T-Pad



By HARVEY POLLACK

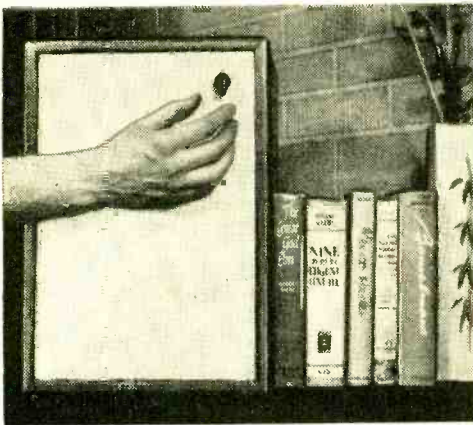
**N**OW THAT multiple-speaker installations have become popular in home hi-fi systems, knowledge of the workings of T-pads is a valuable asset to anyone interested in this type of installation. Such pads have been used in broadcast stations for years to control the level in audio transmission lines.

**Control Each Speaker.** Imagine that there are three speakers connected to the output of one hi-fi amplifier and that it is desirable to control the output of each speaker, individually, by means of its own volume control. The natural tendency of the uninitiated builder is to add a potenti-

*Individually control  
your remote hi-fi speakers*

ometer between the secondary of the output transformer and the voice coil of the speaker, as shown in Fig. 1.

When he does this, he finds that the attempt to cut down the volume from this speaker results in very serious distortion,



Control can be mounted on front panel of speaker.

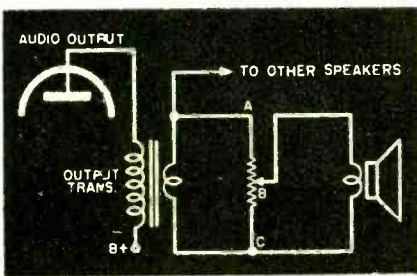
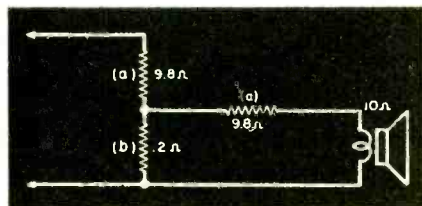
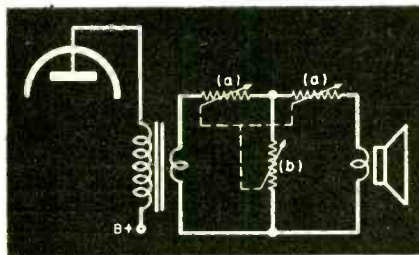


Fig. 1. Pot used as a speaker volume control (not recommended).

Fig. 2. Theoretical circuit of T-pad as discussed in the text.

Fig. 3. Circuit of Fig. 2 with T-pad set for maximum attenuation.



particularly at low levels. This occurs as a result of the changing impedance presented to the output transformer by the potentiometer variations.

For example, when the wiper of the potentiometer is moved to point A of Fig. 1, the impedance seen by the output transformer is composed of the parallel circuit formed by the pot and speaker voice coil; at position B, section AB of the potentiometer has been placed in series with the

voice-coil impedance while section BC is still in parallel. The total load impedance, therefore, is vastly different than before, a condition which invites distortion.

**Prevent Distortion.** A T-pad overcomes this problem by providing attenuation while maintaining a constant impedance to the output transformer and to the speaker. (The L-pad type maintains the impedance match for the output transformer *only*.) In Fig. 2, two identical variable resistors (a) are connected in series while a third resistor (b) shunts the circuit as indicated. All three are ganged to the same shaft, and as this is rotated, resistances (a) rise and fall together while resistance (b) changes in the opposite direction.

Suppose that the output transformer secondary winding has an impedance of 10 ohms to match a 10-ohm voice coil. When the T-pad shaft is rotated fully clockwise to the position of maximum volume, the (a) resistors might be 0.5 ohm each while the (b) resistor is approximately 87 ohms. The two 0.5-ohm resistors in series with the voice coil have practically no effect upon the total circuit impedance, and the 87-ohm parallel resistor has even less, considering that it shunts two 8-ohm windings

(transformer secondary and voice coil).

It should be remembered that a comparatively high resistance in parallel with a low resistance produces very little change in the total circuit resistance. In this connection, then, the T-pad produces very little attenuation (about 1 db) and the output signal is just about as loud as it was before the pad was inserted.


**Maintain Constant Impedance.** If the output of this speaker is now to be reduced to a value so low that it cannot be heard, the shaft of the pad would be rotated fully counterclockwise. At this point, the (a) resistors would be 9.8 ohms apiece while the (b) resistor has changed to 0.2 ohms. Now there is practically no voltage appearing across the (b) resistor since its resistance is so low, all of the power being dissipated in left-hand (a) section; as the

(Continued on page 106)



# Among the Novice Hams

By HERB S. BRIER, W9EGQ



**WHAT WOULD YOU THINK** of a ham who works several times as hard and takes several times as long as necessary every time he makes a contact and at the same time reduces its chances of being a success? Don't be too quick in answering, because this is what *most* Novices and *many* General operators do every time they make contacts. Compare the following transmissions:

"... Good evening, old man. Thank you for the call. Your signals are RST 599 in Gary, Indiana. My handle is John, and my address is 1405 Washington Street. The weather here is cool and clear. Well, old man, that is enough for this transmission. How well are you receiving me? And what is your location? So back to you, old man. . . ."

"... GE OM Tnx fer cl— . . . —Ur sigs RST 599 in Gary Ind— . . . —Name is John es adr 1405 Washington St— . . . —Wx clr es cl— . . . —RST? QTH? . . . K"

The second transmission takes less than one-third as long to send as the first one;

yet, to anyone familiar with amateur radio abbreviations, procedures and Q signals, it conveys the same information as the first.

Because everything must be spelled out, letter by letter, in code operation, the proper use of abbreviations and other short cuts is a great time saver for any c.w. (code) operator, but it is especially valuable to Novices who have not yet built up their code speed. Equally as important as the time saved is that being able to send the information contained in a normal transmission in less time greatly increases the chances of getting it through when the bands are crowded, which happens to be most of the time in the Novice bands.

**Using Abbreviations.** The first step in using abbreviations in your contacts is to learn what they mean and how they are formed. Many of the commonly used amateur abbreviations are listed below. At first glance, it may appear quite a formidable task to memorize so many. Fortunately, once you understand how they are formed, there is no need to memorize

## COMMONLY USED AMATEUR ABBREVIATIONS

?AA—repeat all after	fb—fine business	pa—power amplifier
?AB—repeat all before	fm—from, frequency modulation	pse—please
?AL—repeat all	ga—good afternoon, go ahead	pwr—power
adr—address	gb—good-bye	Q—see Q signals on p. 117
agn—again	ge—good evening	R—are, received (I copied 100%)
am—amplitude modulation (phone)	gg—going	rcvr—receiver
amp—ampere, amplifier	gl—good luck	rcd—received
ant—antenna	gm—good morning	rdo—radio
A1—continuous-wave telegraphy	gn—good night	sa—say
A2—tone-modulated telegraphy	gnd—ground	sed—said
A3—amplitude-modulated phone	gud—good	sk—end of work
bn—between, been	hf—high frequency	stn—station
bk—back, break	hi—laughter, high	tns, tnx—thanks
B—more to follow	hr—hear, here, hour	tu—thank you
buk—book	hw—how	tt—that
btr—better	K—invitation to transmit—go ahead	U—you
b4—before	kc—kilocycle	ur—your
C—yes	kw—kilowatt	uhf—ultra-high frequency
cl—call, close	lid—poor operator	vhf—very high frequency
cul—see you later	lf—low frequency	vy—very
cum—come	mi—my	wl—well, will
cw—continuous wave (code)	mc—megacycle	wx—weather
dnt—do not	msg—message	xfrmr—transformer
dx—distance, distant (foreign) stations	N—no	xintr—transmitter
es—& (and)	nite—night	xmsn—transmission
ez—easy	nr—near, number	xtal—crystal
fer—for	om—"old man"	xyl—ex (married) young lady
	osc—oscillator	yf—wife
	ot—old-timer	yl—young lady
	ow—"old woman" (wife)	73—best regards
		88—love and kisses

## HELP US OBTAIN OUR HAM LICENSES

Prospective amateurs requesting help and encouragement in obtaining their licenses are listed here. To have your name listed, write to Herb S. Brier, W9EGQ, % POPULAR ELECTRONICS, One Park Avenue, New York 16, N. Y. Please print your name and address clearly. Names are grouped geographically by amateur call areas.

### K1/W1 CALL AREA

Nathan Lewin, % Wilfred Bell, Mattawanekeag, Me. (Code, theory and selection of equipment)

Joseph J. McBride, 586 Mill Hill Terrace, Southport, Conn. Phone: CL 9-3889. (Code and theory)

Francis Ruel, Jr., 50 Elmlawn Rd., Braintree, Mass. (Code, theory and selection of equipment)

Joseph Picone, 35 Maplewood Ave., Marlboro, Mass. Phone: 2324-J. (Code)

David Sholes, 310 Norwood Ave., Cranston, R. I. (Code and theory)

Mark Bently (14), 175 Hayden Rowe St., Hopkinton, Mass. Phone: ID 5-4212. (Code and theory)

Melvyn Peskin, 209 Sumter St., Providence 7, R. I. (Code and theory)

Carl Ingerson, Box 171, Union, Me. (Code)

Donald E. Fulton (16), 29 Kenwood Rd., Everett 49, Mass. (Theory, regulations, and selection of equipment)

Leo Perrin, 26 Royal St., Lowell, Mass. (General code and theory)

### K2/W2 CALL AREA

Robert Draper, 909 River Ave., Toms River, N. J. (Code, theory and selection of equipment)

John LaPierre, Chazy, N. Y. (Code, theory and regulations)

Gerald Fox, 151-22 19th Ave., Whitestone 57, N. Y. (Code and theory)

William Moore, North Road, Tivoli, N. Y. (Code and theory)

James Seacott, 31-18 35 St., Astoria 6, N. Y. (Code, theory and selection of equipment)

Howard Hager, 1750 Stevens Ave., North Merrick, N. Y. (Code, theory and selection of equipment)

William G. Amada (10), 16 Central Drive, Stony Point, N. Y. Phone: ST 6-2672. (Code, theory and selection of equipment)

Albert P. Fath (24), 499 Stockbridge Ave., Buffalo 15, N. Y. Phone: AM 4354. (Code and theory)

William Wail, Jr. (22), 485 Elmwood Ave., Buffalo, N. Y. Phone: GA 3954. (Code and theory)

Richard Bressler, 102-56 63 Ave., Forest Hills 75, N. Y. (Code, theory and selection of equipment)

Dan Felshin (24), 405 E. 5th St., New York 9, N. Y. (Code and theory)

Dennis Jaffe (12), 2156 Wantagh Ave., Wantagh, N. Y. (General Class code and theory)

Ed Bujanowski, 21 Edward St., Lancaster, N. Y. (Code)

Fred Mason, 726 Stratford Ave., Pleasantville, N. J. Phone: PL 4699-J. (Code)

James Byers, 52 Lark, Buffalo 11, N. Y. (Code and theory)

Alden Blackwell, 149 Sunset Lane, Tenafly, N. J. (Code and theory)

Thomas Boyle, 67 Pitts Ave., West Paterson, N. J. Phone: CL 6-2223. (Theory and selection of equipment)

Martin Quayle, 335 Norwood Ave., South Plainfield, N. J. Phone: PL 6-5165. (Code, theory and selection of equipment)

Johnny R. Golaszewski (14), 32 Virginia St., South River, N. J. Phone: CL 7-2905. (Code and theory)

Robert Richkin, 82-22 168 St., Jamaica 32, N. Y. Phone: OL 7-6615. (Code and theory)

Anthony Chisholm, 231 Clarissa St., Rochester 8, N. Y. Phone: LO 2-4386. (Code and theory)

Daniel Starley, 1701 W. 3rd St., Brooklyn 23, N. Y. Phone: DE 9-1186. (Code, theory and selection of equipment)

Mark D. Pallans, 30-46 35 St., Astoria 3, N. Y. (Code and theory)

John Moccio (41), 2816 Maitland Ave., Bronx 61, N. Y. Phone: UN 3-5382. (Code and theory)

Frank Perito, 1028 E. 93 St., Brooklyn 36, N. Y. Phone: NI 9-2935. (Code, theory and selection of equipment)

Charles Zusman, 338 Ave., Brooklyn 30, N. Y. Phone: DE 9-7956. (Code)

Howard Hager (15), 1750 Stevens Ave., N. Merrick, L. I., N. Y. Phone: MA 3-0317. (Code and theory)

### K3/W3 CALL AREA

Richard Hughes, Box 112, Fredericktown, Pa. (Code and theory)

Ed Lambert, 500 E. Roosevelt Blvd., Philadelphia 20, Pa. Phone: PI 3-7638. (Theory and selection of equipment)

Mike Brady, 430 Hoodridge Dr., Pittsburgh 37, Pa. Phone: LO 1-6862. (Code and theory)

J. Michael Cox (15), 121 Third St., Elizabeth, Pa. (Code and theory)

Jack Alderson, Box 609, Houston, Pa. Phone: SH 5-5568. (Code and theory)

Ralph Brandt, Jr., R. D. #1, Gardners, Pa. Phone: MO 234-J-2. (Code and theory)

William E. Gutmuth, R. D. #2, New Brighton, Pa. (Theory)

### K4/W4 CALL AREA

Lawson Gummerrow, Box 282, 301 S. Balsom St., Hazelwood, N. C. (Code and theory)

Mel Sandberg, 520 S. W. 1st St., Miami 35, Fla. Phone: FR 1-5227. (Code and theory)

Jack F. Haney, Jr., 8417 Tallafiero, Tampa 4, Fla. (Code and theory)

E. J. Harris, North Valley Apt. E, Macon, Ga. (Code and selection of equipment)

Dale Graves, 2111 N. W. 23 Ave., Miami, Fla. (Code, theory and selection of equipment)

Jim Freeman, 1708 27th St. W., Birmingham 5, Ala. Phone: ST 6-6195. (Code, theory and regulations)

Sandy Roman, Lake Rd., Lyndon, Ky. (Code and theory)

Alois W. Mobley, Box 266, Wallace, N. C. (Code and theory)

Robert H. Langford, Jr., 4519 Orange Dr., Louisville 13, Ky. Phone: EM 6-3310. (Theory)

Sherwood Ervin Rowley (27), 812 Southland Rd., Bradenton, Fla. (Code and theory)

Lee Hester, 300 Lake Boone Trail, Raleigh, N. C. (Code and theory)

Grant Luckhardt (14), Stuart, Fla. (Code, regulations and selection of equipment)

### K5/W5 CALL AREA

Dick Baxter, Gen. Del., Reeves, La. (General Class code and theory)

Don James (17), Box 905, Fairland, Okla. (Code)

Clement Stewart Boulter, Jr. (19), 944 N. Liberty Ave., New Braunfels, Tex. (Code, theory and selection of equipment)

Bill Wahler, 1107 N. W. 5th, Andrews, Tex. Phone: LA 3-2259. (Code and theory)

Jim Evans, 2211 2nd, Galena Park, Tex. (Code)

Harold Callison, Star Route, Box 98, Pryor, Okla. (Code, theory and selection of equipment)

Ronald Gregg, 1305 Belin Dr., Houston 29, Tex. (Code and theory)

Bruce Wilson (15), R. R. 2, Grove, Okla. Phone: SU 6-9967. (Code and selection of equipment)

Don Maddox (17), 838 S. Montclair, Dallas 8, Tex. (Code and theory)

Robert Miller (15), 1515 Burlington, Dallas 8, Tex. (Code and theory)

Jeff Jordan, Route 1, Hockley, Tex. (Code)

A. T. Bouillion, 309 Cresline, Houston 22, Tex. (General code, theory and regulations)

Mike Ellzey, 319 Rosewood Dr., Alexandria, La. Phone: 5-1268. (Code and theory)

Charles Vaughan, Jr. (15), 1506 Alter St., N. E., Albuquerque, N. M. (Code and theory)

#### K6/W6 CALL AREA

John G. McKean (13), 2230 North Catalina, Los Angeles 27, Calif. Phone: NO 5-0039. (Theory, code, regulations and selection of equipment)

Glenn Jackson, 750th AC & W Sq. B-107, Boron, Calif. (Code and theory)

Norbert J. Glance, 4762 Mission Blvd., Ontario, Calif. (Code)

Barry Thornton, 100 Sagamore Way, Sacramento, Calif. Phone: GI 2-8381. (Code and theory)

Frank Granicy, 1519 E. Ave. K, Lancaster, Calif. (Code, theory, regulations and selection of equipment)

Mike Taivola, 943 Bingen Ave., Eureka, Calif. Phone: HI 3-1187. (Code and theory)

Homer Fox, P. O. Box 254, Nipomo, Calif. (Code and theory)

#### K7/W7 CALL AREA

Frank Smith (13), 2801 Brackett Ave., Yakima, Wash. (Code)

Barbara Burkhardt, 7041 N. E. Killingsworth Ave., Portland 13, Ore. (Code and theory)

John Morrell, Rte. 3, Box 290, Wapato, Wash. Phone: TH 8-2343. (Code, theory, regulations and selection of equipment)

#### K8/W8 CALL AREA

Coleen Thacker, 5524 McClellan, Detroit 13, Mich. Phone: WA 3-7024. (Theory, regulations and selection of equipment)

Paul E. Carpenter, Route 1, Watson, W. Va. (Code and theory)

Rud Paxton, 722 Ellis Ave., Ashland, Ohio. Phone: 2-4551. (Code, theory and selection of equipment)

James A. Lovett, 875 Wine St., Plymouth, Mich. Phone: 1618-J. (Code, theory and regulations)

Frank Warsalla, 1506 Oak St., Port Huron, Mich. (General code and theory)

Jerry Fish (13), 1210 Sixth St., Moundsville, W. Va. Phone: TI 5-1675. (Code and theory)

#### K9/W9 CALL AREA

Michael Dunn, Box 39, Greenwood, Wis. (Code and selection of equipment)

Stephen Schwartz (13), 5844 Washington Blvd., Indianapolis 20, Ind. Phone: CL 2-3940. (Code and theory)

Terry Martin (15), Box 581, West Chicago, Ill. (Code and theory)

Paul Ostrof, 3005 W. Chase, Chicago 45, Ill. (Theory and selection of equipment)

#### KO/WO CALL AREA

Roger Saan, 3225 West 3rd St., Duluth, Minn. Phone: MA 4-7346. (Code and theory)

Donald Mincke, 3856 Brown Rd., St. Louis 21, Mo. Phone: HA 8-3922. (Code and theory)

Ted Kubic (14), 5585 Garrison, Arnsdale, Colo. Phone: HA 4322. (Code and theory)

Melvin E. Fluegge, 9601 Lackland Rd., St. Louis 14, Mo. Phone: HA 8-7919. (Code)

#### VE AND OTHERS

Daniel Sander, Box 787, Unity, Saskatchewan, Canada. (Code, theory and regulations)

Roger Archambault, Hopital Reine-Marie Des Anciens Combattants, 4565 Chemin de la Reine-Marie, Montreal 29, Quebec, Canada. (Code and theory)

Kenneth Paradise, 4518 St. Hubert St., Montreal 34, Quebec, Canada. (Code, theory and regulations)

Charles Schwartz, 215 Hartford Ave., Winnipeg 4, Manitoba, Canada. Phone: JU 9-4869. (Code and theory)

Percy Lerner, 370 Enneskillen Ave., Winnipeg 4, Manitoba, Canada. Phone: JU 6-2369. (Code and theory)

Peter Dale (15), 118 Balfour Ave., Mount Royal, Quebec, Canada. Phone: RE 8-2844. (Code)

Peter Short, 5 St. Mark Rd., Hurlyvale, via Edenvale, Transvaal, South Africa. (Code, theory and regulations)

most of them, because their meanings are obvious on sight.

The most easily recognized abbreviations are simply phonetic spellings of different words and phrases: *ani*—any; *B4*—before; *BCNU*—be seeing you; *U*—you. Also easy to recognize are those formed by leaving out letters (often the vowels) from words: *abt*—about; *hw*—how; *nr*—number; *rcvr*—receiver; *tt*—that.

A few long words are abbreviated by replacing part of them with the letter X: *DX*—distance; *WX*—weather; *Xtal*—crystal. Some abbreviations are combinations of the above, such as *CUL*—see you



Richard, WN6NQM, does most of his operating on weekends on 15 meters with his new "Quad" antenna.

later. Others are formed of the first letters of often used combinations: *GA*—good afternoon, or go ahead; *GE*—good evening; *OM*—old man (usually a licensed operator); *YL*—young lady.

Finally, there are a few abbreviations which were borrowed from the old-time wire telegraphers. These are actually "code words," rather than true abbreviations, because they have meanings other than their dictionary meanings. Therefore, they must be memorized. This is not difficult, however, because there are only a few of them in common use. The most used ones are: *es*—and; *73*—best regards; *88*—love and kisses.

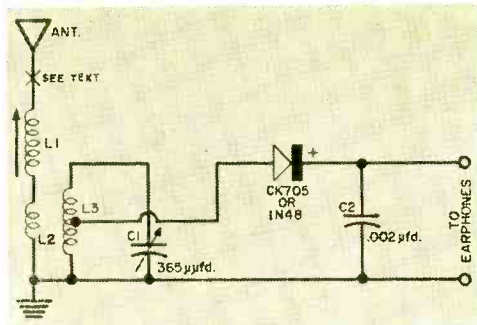
**Q Signals.** Q signals are three-letter groups beginning with the letter Q to which internationally recognized meanings have been assigned for use in radio communications. They differ from informal abbreviations in that they represent complete thoughts and have the same meanings in all languages. A Q signal alone represents a statement. When followed by

(Continued on page 117)

## SELECTIVE CRYSTAL SET

This novel crystal set is ideal for those who live in the vicinity of one or more 50,000-watt broadcasting stations. You will find that it has unusual ability to separate stations while giving plenty of volume. In operation, the stations are located with variable capacitor  $C1$ , then fine tuning is accomplished with the Ferri-Loopstick ( $L1$ ). The antenna should not be over 75' long for best separation of stations. In some localities a ground may not be needed.

$L2$  has 20 turns and  $L3$  has 110 turns. They are wound in the same direction with No. 22 enameled wire on a  $1\frac{1}{2} \times 5$ " length of cardboard or plastic tubing.  $L3$  is tapped



at 30 turns. Leave a  $\frac{3}{16}$ " space between coils. If you use an antenna that is over 75' long, insert a 3-30  $\mu$ fd. trimmer at point "X."  
—Jim Brooks

## EXPERIMENTER'S CHASSIS FOR TEST SETUPS

When you want to experiment with a circuit, or test a design, it generally involves using an old chassis and considerable point-to-point soldering. However, for many test setups, soldering really isn't required, and the "mock-up" chassis shown in the photo provides a flexible answer with a minimum of soldering.

The chassis consists of a small Bakelite panel, with six holes for switches, potentiometers, etc., attached to a breadboard. The breadboard section is a piece of Bakelite over a plywood sub-base, studded with three different sizes of Fahnestock clips, and spaces for two-tube socket assemblies.

The tube socket subassemblies are made by cutting two 3"-diameter holes in the Bakelite and 2"-diameter holes in the ply-

wood sub-base, using the same center. Then cut several 3" discs of Bakelite and mount the desired tube sockets in the center of the discs. Wire small Fahnestock clips on base panel for each tube prong. Each of these subassemblies will fit in the holes in the Bakelite base, resting on the plywood sub-base, with the tube prong clips on the top.

Since a common ground is needed in most circuits, several Fahnestock clips on the base panel are tied together under the sub-base for a common or bus connection.

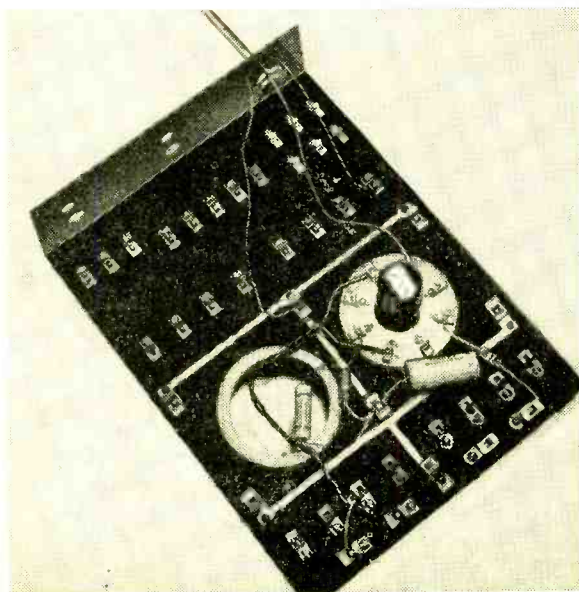
Size of the unit and exact arrangement of the clips depend largely on the experimenter's preference. Usually, two tube spaces are sufficient, and the arrangement shown in the photo has proven convenient.

Three sizes of clips are used, depending on how many wires are to go in each, and all clips are mounted to the sub-base with wood screws. Power and grounding clips are 1" long, general connecting clips are  $\frac{3}{4}$ " long, and the tube socket clips are  $\frac{1}{2}$ " long.

Both  $\frac{3}{8}$ " and  $\frac{7}{16}$ " mounting holes are provided in the front panel for potentiometers, toggle switches, rotary switches, or any other panel mounting unit to be temporarily connected.

In using the mock-up chassis, the only soldering required is in connection with panel-mounted items. Resistors, capacitors, etc., can generally be connected by using the clips, and short lengths of wire are sometimes required to interconnect the clips. The same type of test chassis can easily be adapted to transistor experimentation.

—W. F. Gephart





# FORMER SERVICEMEN



*Your skill can mean an important job as a leader...in the U. S. Air Force*

The Air Force specialist is an important man. He is the man with the "know-how" to operate and maintain the complex equipment that makes up the Air Force today. And equally important, he is the instructor and leader of our young Air Force volunteers. His job is a demanding one. But with this responsibility goes a deep sense of pride...and the satisfaction of knowing that his future is guaranteed, both economically and professionally. As a specialist, you, too, can have this pride and satisfaction—in the U.S. Air Force. See your Air Force Recruiter, or mail the coupon.

Today and  
Tomorrow,  
you're better off  
in the  
U. S. AIR FORCE

#### PASTE ON POSTCARD AND MAIL TO:

Prior Service Information, Dept. PE-8321  
Box 7608, Washington 4, D. C.

Please send me more information on the Air Force Prior Service Program.

Name \_\_\_\_\_

Address \_\_\_\_\_ Age \_\_\_\_\_

City \_\_\_\_\_ Zone \_\_\_\_\_ State \_\_\_\_\_

build your own



for fun!




Don't let a lack of experience keep you from enjoying the fun and savings of "Do-it-yourself" kit construction. The easy-to-follow diagrams that come with every Heathkit insure your success. Let our experience be your teacher—and you'll save one-half or more over the price of "built-up" equipment of equal quality.


**HEATH COMPANY** A subsidiary of Daystrom, Inc. BENTON HARBOR 10, MICH.



"BASIC" SPEAKER SYSTEM



RANGE EXTENDER



A-9C 20-WATT AMPLIFIER

**HEATHKIT "BASIC RANGE"  
HIGH FIDELITY SPEAKER SYSTEM KIT**

This amazing speaker system can fulfill your present needs and still provide for future expansion. Fine hi-fi performance the result of using high quality speakers in an enclosure especially designed for them. Features two Jensen speakers to cover 50 to 12,000 CPS within  $\pm 5$  db. Power rating is 25 watts, and impedance is 16 ohms. Enclosure constructed of veneer-surfaced plywood,  $\frac{1}{2}$ " thick, and measures  $11\frac{1}{2}$ " H x  $23$ " W x  $11\frac{1}{4}$ " D. Precut and predrilled for quick assembly.

Model SS-1  
**\$39<sup>95</sup>**  
Shpg. Wt. 30 Lbs.

**HEATHKIT RANGE EXTENDING  
HIGH FIDELITY SPEAKER SYSTEM KIT**

Designed especially for use with SS-1 "Basic" system. Contains 15" woofer and compression-type super tweeter. Extends basic unit to 35—16,000 CPS,  $\pm 5$  db. Impedance 16 ohms. Measures  $29$ " H x  $23$ " W x  $17\frac{1}{2}$ " D, and is constructed of  $\frac{1}{4}$ " veneer-surfaced plywood.

Model SS-1B  
**\$99<sup>95</sup>**  
Shpg. Wt. 80 lbs.

**HEATHKIT A-9C HIGH FIDELITY  
AMPLIFIER KIT**

This model incorporates its own power supply and preamplifier. Plenty of power with full 20 watt rating. Four separate inputs, selected by panel-mounted switch, and separate bass and treble controls. Ideal for home or PA applications. Output transformer tapped at 4, 8, 16 or 500 ohms. Response within  $\pm 1$  db from 20 to 20,000 CPS.

Model A-9C  
**\$35<sup>50</sup>**  
Shpg. Wt. 23 lbs.

**HEATHKIT HIGH FIDELITY FM TUNER KIT**

Now you can have full-fidelity FM performance from 88 to 108 mc at reasonable cost. Features temperature-compensated oscillator—built in power supply, and beautiful cabinet. Components prealigned at factory!

Model FM-3A  
**\$25<sup>95</sup>**  
Shpg. Wt. 8 lbs.  
(with cabinet)

**HEATHKIT BROADBAND AM TUNER KIT**

Tunes standard AM band from 550 to 1600 kc with fine sensitivity and broadband characteristics. Features include built-in power supply and low-distortion detector. All RF circuits pre-aligned for simplified construction.

Model BC-1A  
**\$25<sup>95</sup>**  
Shpg. Wt. 8 lbs.  
(with cabinet)

**HEATHKIT "MASTER CONTROL"  
HI-FI PREAMPLIFIER KIT**

Provides extra amplification, selection of inputs, volume and tone controls, and turnover and rolloff controls, for Williamson-type amplifiers. Beautiful satin-gold enamel cabinet. Derives operating power from amplifier.

Model WA-P2  
**\$19<sup>75</sup>**  
Shpg. Wt. 7 lbs.  
(with cabinet)

**HEATHKIT 25-WATT HIGH FIDELITY  
AMPLIFIER KIT**

Outstanding 25-watt Williamson-type amplifier employs KT66 tubes and Peerless output transformer, tapped at 4, 8, and 16 ohms. A fine amplifier for the "deluxe" system. WA-P2 preamplifier required for operation. Express only.

Model W-5M  
**\$59<sup>75</sup>**  
Shpg. Wt. 31 lbs.



FM TUNER



AM TUNER



PREAMPLIFIER



W-5M 25-WATT AMPLIFIER

**HEATHKITS**

*World's finest  
electronic equipment  
in kit form...*



Choose your own "Do-it-yourself" project  
from the world's largest kit manufacturer

## HEATH COMPANY

A subsidiary of Daystrom, Inc.

BENTON HARBOR 10, MICHIGAN

Now you can have radio  
wherever you go—  
with the portable  
that plays anywhere!

### HEATHKIT TRANSISTOR PORTABLE RADIO KIT

A new concept in radio reception! Now you can forget about external electrical connections and have fine radio performance anywhere! Low-drain circuit using regular flashlight cells makes battery operation cheaper than power-line operation of table model sets. Tunes 550 to 1600 kc and features a 4" x 6" speaker for "big-set" tone, six Texas Instrument transistors for fine sensitivity and selectivity, built-in rod-type antenna, and unbreakable molded plastic cabinet in "Holiday" gray. Measures 9" L x 8" H x 3 3/4" D. Appearance and performance are unmatched at this price level. Easy to build! Shpg. Wt. 4 lbs.

Model XR-1

**\$34<sup>95</sup>**

(with cabinet less batteries)



TRANSISTOR  
PORTABLE RADIO

### HEATHKIT BROADCAST BAND RADIO KIT

Covers 550 to 1600 kc with good sensitivity and selectivity. Has 5 1/2" PM speaker for good tone quality. Features transformer power supply and built-in antenna. Signal generator recommended for alignment. Cabinet, as shown, available separately. Shpg. Wt. 10 lbs.

Model BR-2

**\$18<sup>95</sup>**

(less cabinet)

### HEATHKIT CRYSTAL RADIO KIT

Features a sealed germanium diode to eliminate critical "cats whisker" adjustment. Employs two tuning condensers for good selectivity, and covers the broadcast band from 540 to 1600 kc. Requires no external power. Kit price includes headphones. Shpg. Wt. 3 lbs.

Model CR-1

**\$7<sup>95</sup>**

### HEATHKIT ENLARGER TIMER KIT

The dial of this handy timer covers 0 to one minute calibrated in five-second gradations, so that the timing cycle of a photographic enlarger can be electronically controlled. Built-in relay handles up to 350 watts, and enlarger merely plugs into receptacle of front panel. Also provision for plugging in safe-light. An easy-to-build device that makes a fine addition to any dark room. Shpg. Wt. 3 lbs.

Model ET-1

**\$11<sup>50</sup>**




TABLE-MODEL RADIO

CRYSTAL RADIO

ENLARGER TIMER

### HEATHKIT FUEL VAPOR DETECTOR KIT

The FD-1 is a safety device to detect fuel vapor in the engine compartment or other sections of your boat. The detector unit mounts in the area to be checked, and the indicating meter and controls mount on the control panel. Will operate intermittently or continuously, and indicates dangers of fire or explosion to protect your boat and its passengers. Models FD-1-6 (6 volts DC) and FD-1-12 (12 volts DC) operate from boat batteries. Kit even includes spare detector unit. Shpg. Wt. 4 lbs.

6-volt FD-1-6,  
12-vt. FD-1-12  
**\$35<sup>95</sup>**  
each

### HEATHKIT RF POWER METER KIT

This handy device measures the RF field in the vicinity of a transmitter, whether it be marine, mobile, fixed, etc. Requires no electricity, nor direct connection to the transmitter. Provides a continuing indication of transmitter operation. Merely place it in proximity to the transmitter antenna and it will produce a reading on its 200 ua panel meter when the transmitter is in use. Operates with any transmitter between 100 kc and 250 mc. Includes a sensitivity control for meter. Shpg. Wt. 2 lbs.


Model PM-1  
**\$14<sup>95</sup>**

### HEATHKIT TRANSISTOR RADIO DIRECTION-FINDER KIT

The Heathkit Transistor Radio Direction-Finder model DF-1 is a self-contained, self-powered, 6-transistor super heterodyne broadcast radio receiver incorporating a directional loop antenna, indicating meter, and integral speaker. It is designed to serve primarily as an aid to navigation when out of sight of familiar landmarks. It can be used not only aboard yachts, fishing craft, tugs, and other vessels which navigate either out of sight of land or at night, but also for the hunter, hiker, camper, fisherman, aviator, etc. It is powered by a 9-volt battery. (A spare battery is also included with the kit.) The frequency range covers the broadcast band from 540 to 1600 kc and will double as a portable radio. A directional high-Q ferrite antenna is incorporated which is rotated from the front panel to obtain a fix on a station and a 1 ma meter serves as the null and tuning indicator. The controls consist of: tuning, volume and power (on-off), sensitivity, heading indicator (compass rose) and bearing indicator (antenna index). Overall dimensions are 7½" W x 5½" H x 5½" D. Supplied with slip-in-place mounting brackets, which allow easy removal from ship bulkheads or other similar places. Shpg. Wt. 4 lbs.

Model DF-1  
**\$54<sup>95</sup>**

## NEW! Heathkits for the boating enthusiast




FUEL VAPOR DETECTOR



POWER METER



RADIO DIRECTION-FINDER



**DX-20 TRANSMITTER**



**RF SIGNAL GENERATOR**



**GRID DIP METER**



**HANDITESTER**

**HEATHKIT DX-20 CW TRANSMITTER KIT**

This Heathkit straight-CW transmitter is one of the most efficient rigs available today. It is ideal for the novice, and even for the advanced-class CW operator. It employs a 6DQ6A tube in the 50-watt final amplifier circuit, a 6CL6 oscillator and a 5U4GB rectifier. Single-knob band switching covers 80, 40, 20, 15, 11, and 10 meters. The DX-20 is designed for crystal excitation, but may be excited by an external VFO. Pi network output circuit is employed to match antenna impedances between 50 and 1000 ohms.

Model DX-20  
Shpg. Wt. 18 lbs. **\$35<sup>95</sup>**

**HEATHKIT GRID DIP METER KIT**

An instrument of many uses for the ham, experimenter, or service technician. Useful in locating parasitics, neutralizing, determining resonant frequencies, etc. Covers 2 mc to 250 mc with prewound coils. Use to beat against unknown frequencies, or as absorption-type wave meter.

Model G0-18  
Shpg. Wt. 4 lbs. **\$19<sup>95</sup>**

**HEATHKIT RF SIGNAL GENERATOR KIT**

Produces rf signals from 160 kc to 110 mc on fundamentals on five bands, and covers 110 mc to 220 mc on calibrated harmonics. Output may be pure rf, rf modulated at 400 CPS, or audio at 400 CPS. Preadigned coils eliminate the need for calibration after completion.

Model SG-8  
Shpg. Wt. 8 lbs. **\$19<sup>50</sup>**

**HEATHKIT HANDITESTER KIT**

Measures AC or DC voltage at 0-10, 30, 300, 1000 and 5000 volts. Direct current ranges are 0-10 ma and 0-100 ma. Ohmmeter ranges are 0-3000 and 0-300,000 ohms. Sensitivity is 1000 ohms/volt. Features small size and rugged construction in sleek black bakelite case.

Model M-1  
Shpg. Wt. 3 lbs. **\$14<sup>50</sup>**

**HEATHKIT ETCHED-CIRCUIT VTVM KIT**

Sensitivity and reliability are combined in the V-7A. It features 1% precision resistors, large 4 1/2" panel meter, and etched circuit board. AC (RMS) and DC voltage ranges are 0-1.5, 5, 15, 50, 150, 500, and 1500. Peak-to-peak AC ranges are 0-4, 14, 40, 140, 400, 1400 and 4000 volts. X1, X10, X100, X10k, X100k, and X1 megohm.

Model V-7A  
Shpg. Wt. 7 lbs. **\$24<sup>50</sup>**

**HEATHKIT ALL-BAND RADIO KIT**


This receiver covers 550 kc to 30 mc in four bands, and is ideal for the short wave listener or beginning amateur. It provides good sensitivity and selectivity, combined with good image projection. Amateur bands clearly marked on the illuminated dial scale. Employs transformer-type power supply—electrical band spread—antenna trimmer—separate rf and af gain controls—noise limiter and headphone jack. Built-in BFO for CW reception. Cabinet, as shown, available separately.

Model AR-3  
Shpg. Wt. 12 lbs. **\$29<sup>95</sup>**  
*(less cabinet)*

**HEATHKIT "GENERAL PURPOSE" 5" OSCILLOSCOPE KIT**

This oscilloscope sells for less than the previous model, yet incorporates features for improved performance. The OM-2 provides wider vertical frequency response, extended sweep generator coverage, and increased stability. Vertical channel is essentially flat to over 1 mc. Sweep generator functions from 20 CPS to over 150 kc. Amplifiers are push-pull, and modern etched circuits are employed in critical parts of the design. A 5BP1 cathode ray tube is used. The scope features external or internal sweep and sync, 1-volt peak-to-peak reference voltage, three-position step attenuated input, and many other "extras."


Model OM-2  
Shpg. Wt. 21 lbs. **\$42<sup>50</sup>**



"GENERAL-PURPOSE" SCOPE



VACUUM TUBE VOLTMETER



ALL-BAND RADIO



**FREE 1958 CATALOG**

Write today for this FREE CATALOG listing more than 100 "do-it-yourself" kits.

**HEATHKITS**

*World's finest electronic equipment in kit form...*

**HOW TO ORDER...**

Just identify the kit you desire by its model number and send check or money order to address below. Don't hesitate to ask about HEATH TIME PAYMENT PLAN.

*Pioneer in "do-it-yourself" electronics*

**ORDER BLANK**

**HEATH**

**COMPANY**

A subsidiary of Daystrom, Inc.  
Benton Harbor 15, Mich.

Name \_\_\_\_\_  
 Address \_\_\_\_\_  
 City \_\_\_\_\_ Zone \_\_\_\_\_ State \_\_\_\_\_

- SHIP VIA**
- Parcel Post
  - Express
  - Freight
  - Best Way

Quantity	Item	Model No.	Price
<input type="checkbox"/> SEND FREE Heathkit Catalog			

Enclosed find  check  money order for \$ \_\_\_\_\_. Please ship C.O.D. postage enclosed for \_\_\_\_\_ lbs. On express orders, do not include transportation charges—they will be collected by the ex-

press agency at time of delivery. On parcel post orders include postage for weight shown. Orders from APO's must include full remittance. NOTE: All prices are subject to change without notice and are F.O.B. Benton Harbor, Mich.

POSTAGE

TOTAL

# AFTER CLASS

Special Information on Radio, TV,



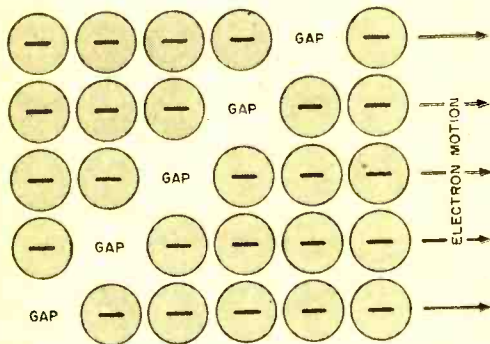
Radars and Nucleonics

## ELECTRONIC DILEMMAS AND PARADOXES

**T**HE DISTURBING THING about logical quandaries is that they often form an insecure foundation for knowledge that is later to come. Start with one wrong concept and you are likely to find that your entire superstructure is unsound. The way to avoid a tragedy like this is to think your way through conceptual problem situations at the very beginning.

Let's peek in at some electronic dilemmas and paradoxes to observe how they fall to pieces under the right kind of attack. We'll begin with one of the simplest of all, yet one that can cause no end of trouble for the beginner.

**Plus-and-Minus Dilemma.** Does an electric current flow from plus to minus or from minus to plus? Some textbooks



read one way on this subject and others state the opposite case. To resolve this question once and for all, it is essential that the phrase "electric current" be properly defined and—what is more important—that this definition be accepted by everyone.

We know that an electric current is a movement of electrons in a conductor. Since electrons are negatively charged particles, they must flow toward a more positively charged region if they flow at all, in accord with the law of charges which states that unlike electrical charges attract each other. Thus, *electrons must flow from minus to plus.*

When an electrical engineering textbook speaks of an electric current as movement from plus to minus, the author is referring

to the original convention (attributed to Benjamin Franklin) that was adopted before the discovery of the electron. Hence, he is defining an electric current not as a flow of electrons but as a *motion of electrical energy in a direction opposite from that of electron drift.*

The surprising part of this dilemma is that either approach may be used with perfect safety as long as you are *consistent.* There is nothing wrong with defining the direction of an electric current as opposite

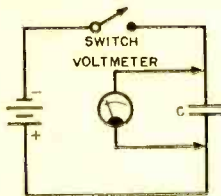
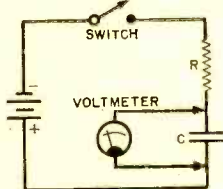


Fig. 2. Theoretical circuit for measuring voltage drop across a capacitor.

Fig. 1. Gaps between electrons in electric current flow have an apparent travel direction opposite from that of electrons.

Fig. 3. Circuit of Fig. 2 with "hidden" resistances of circuit shown as R.




from that of electron flow. If one wishes to stretch the imagination a bit, it can be shown that something does seem to travel backward as electrons travel forward (Fig. 1).

Suppose that a row of pennies—simulating electrons—are laid out to end in a straight line. The penny at the right is moved further to the right over a distance equal to its own diameter, leaving an equal-size gap behind it. The next penny is then moved to fill the gap, the third is displaced



# BUILD YOUR OWN JBL ACOUSTICAL ENCLOSURE FROM DETAILED PRODUCTION PRINTS



D130



175 DLH

*get the greatest thrill*

*high fidelity can give you...*

THE HARKNESS Model C40



Model C34



full range, rich, clean sound from precision JBL Signature loudspeakers mounted in an acoustical enclosure you make with your own hands. Reward your painstaking craftsmanship with speakers designed for the perfectionist. JBL Signature units, such as the Model D130, are acknowledged by foremost authorities to be the finest made. The D130 is the only 15" extended range speaker made with a 4" voice coil. It is unsurpassed in efficiency and transient-handling ability. The JBL Model 175DLH gives you smooth, crisp reproduction of frequencies above 1200 cps. The 175DLH is equipped with an acoustical lens, an exclusive JBL development, for even distribution of highs over a 90° solid angle. Any speaker, if it is to give you accurate bass reproduction, must be mounted in a properly engineered acoustical enclosure.

### BUILD A JBL BACK-LOADED FOLDED HORN

Designed specifically for the JBL D130, the JBL back-loaded folded horn is probably the most widely-used enclosure of its type ever manufactured. The cabinet is relatively small—less than 40" in its greatest dimension—and yet, ingeniously folded within, is an exponentially tapered horn path with an effective length of six feet. The horn adds an octave of accurate, clean, deep down bass. There are two versions of the horn: Model C34 stands vertically and may be placed in a corner, although corner placement is not required, Model C40, the Harkness, is a low-boy folded horn that is independent of wall or corner for proper functioning. Prints are designed for direct, simple, clear instruction, and time-saving construction. Cost is three dollars per set.

### USE THIS FORM TO ORDER YOUR PLANS

Now you can build this most popular JBL enclosure from detailed production prints which include a complete list of materials, all dimensions, and instructions for assembly.

JAMES B. LANSING SOUND, INC.  
3249 Casitas Avenue, Los Angeles 39, California  
Gentlemen:

Enclosed find \$\_\_\_\_\_ for  
\_\_\_\_\_ Model C34 Production Prints @ \$3.00 per set.  
\_\_\_\_\_ Model C40 Production Prints @ \$3.00 per set.


Please print clearly or type your name and complete address:

Name \_\_\_\_\_

Address \_\_\_\_\_



**World's Lowest Priced Tape Recorder**  
**PRECISION, PORTABLE, BATTERY OPERATED**



**TAPE RECORDER**

HI-QUALITY REPRODUCTION! **\$29.95**

WEIGHS ONLY 2 POUNDS

plus \$1.50 pp. & hdig.

**PRECISION ENGINEERED**—Amazing, new, battery operated, portable, fully transistorized recorder, imported from West Germany, precision engineered to render same functions as machines costing 5 times as much.

**FOR HOME, STUDENTS, BUSINESS**—It will be the center of attraction at home for recording family get-togethers, capturing the magic of speech and song of family and friends—records radio, record and TV shows! Educators agree that students benefit greatly from studying with a tape recorder. Business men can pack it in brief case and take on trips to record letters, speeches, instructions, ideas; faithfully records verbal agreements, discussions. Perfect for recording interviews!

**PENNIES TO OPERATE**—The ingenious Teltape records, plays back, erases—has variable speed controls! Operates on 4 small flashlight batteries available at any store for pennies. Simply press button and record. Unconditionally guaranteed for 90 days against mechanical defects. Comes complete with sensitive microphone, head set and tape—\$29.95 plus \$1.50 pp. & hdig.

**AVAILABLE ACCESSORIES**

**PATCHCORD**—Plug in attachment for playback thru radio, TV or phonograph... \$2.00

**STETHO HEAD-SET**—Like a doctor's stethoscope. Lightweight. Leaves hands free for typing, etc. .... \$6.95

**REEL OF TAPE (225 ft.)**.....\$1.25

**BATTERIES**—Set of 4..... 80c

Send Check or Money Order. \$3 Deposit on C.O.D. Orders.

**UNCONDITIONALLY GUARANTEED FOR 90 DAYS AGAINST MECHANICAL DEFECTS**

**FILNOR PRODUCTS, INC.**

Dept. M-42, 101 West 31st St., New York 1, N. Y.

**LOOKING FOR A BUYER?**

You'd be wise to try the classified columns of **POPULAR ELECTRONICS** if you have something to sell. Reasonable rates, effective results. For further details, write:

**Martin Lincoln**  
**POPULAR ELECTRONICS**  
 One Park Avenue  
 New York 16, N. Y.

**SAVE \$11.00**



**NORELCO "Speedshaver" Men's Electric Shaver.** Latest model, brand new and fully guaranteed. Complete with case, cord and cleaning brush. Regularly retails at \$24.95. Now on sale for \$13.95 plus 70 cents mailing costs or \$14.65 total. All orders filled within 24 hrs. Your money back if you are not fully satisfied. Send check or Money Order for \$14.65 to:

**JOHN BROOKS, Dept. 253, Box 212, St. Louis 3, Mo.**

to fill the newly formed space, and so on. Obviously, as the pennies travel in one direction, *the gap proceeds just as rapidly in the other!* (This may seem to suggest an explanation of the motion of "holes" in transistors to some of you; actually, transistor action is considerably more complicated.)

Thus, the "plus-and-minus dilemma" resolves itself into a question of words. Most people in electronics prefer to deal with electron flow, particularly when working with vacuum tubes where the space current consists only of electrons. But the principal thing to remember is that either way of looking at it will work out in careful hands.

**Capacitor-Charging Paradox.** When a capacitor is set up in a circuit like that of Fig. 2, it is readily evident that the voltage—as read by the voltmeter connected across its terminals—builds up slowly. If the capacitor is on the order of several thousand microfarads, it may require two or three seconds to acquire a full charge equal to that of the battery potential.

This time lag, however, appears to contradict the fact that electrical energy is transmitted through wires at close to the speed of light! With this velocity involved, the battery voltage should appear across the capacitor instantaneously with the closing of the switch. Here, as we see, fact appears to contradict observation.

The solution to this riddle, as with so many others, lies in the omission of a not-too-evident fact: *no electrical circuit can ever be entirely free of ohmic resistance.* The internal resistance of the battery, the resistance at the connections and in the wires must be added to the total picture. Symbolizing these "hidden" resistances, as shown in Fig. 3, we can now explain the apparent paradox without difficulty.

Resistance  $R$  represents the internal battery opposition, that of the switch contacts and other circuit connections, plus the resistance of the connecting wires. The voltmeter is clearly measuring the potential drop across one portion of the voltage divider comprising  $R$  and  $C$ . When the switch is first closed, the capacitor offers no opposition to the charging current because it has not yet taken on a charge that could buck the applied e.m.f.; also, the small magnitude of  $R$  permits a large initial charging current to flow.

A large voltage drop therefore develops across  $R$ , leaving almost nothing for the capacitor. This explains why the voltmeter reads negligible voltage at the beginning of the process. As the current flows into  $C$ , however, the latter begins to build up a charge and, consequently, starts to develop a back-e.m.f. that opposes the charging cur-

# Learn TELEVISION-RADIO

*Servicing or Communications*

## by Practicing at Home in Spare Time

WITHOUT EXTRA CHARGE you get special NRI kits developed to give actual practice with TV-Radio equipment. You build, test, experiment with receiver or broadcasting circuits. All equipment yours to keep.



**NRI Has Trained Thousands for Successful Careers in TV-Radio**

### Have the High Pay Prestige, Good Future of a Skilled TV-Radio Technician

People look up to and depend on the Technician, more than ever before. His opportunities are great and are increasing. Become a TV-Radio Technician. At home, and in your spare time, you can learn to do this interesting, satisfying work—qualify for important pay.

A steady stream of new Electronic products is increasing the job and promotion opportunities for Television-Radio Technicians. Right now, a solid, proven field of opportunity for good pay is servicing the tens of millions of Television and Radio sets now in use. The hundreds of TV and Radio stations on the air offer interesting jobs for Operators and Technicians.

### More Money Soon—Make \$10 to \$15 a Week Extra Fixing Sets in Spare Time

NRI students find it easy to start fixing sets for friends a few months after enrolling, pick up \$10, \$15 and more a week extra spending money. Many who start in spare time soon build full time TV-Radio businesses.

### Act Now—See What NRI Can Do for You

NRI has devoted 40 years to developing simplified, practical training methods. You train at home, learn-by-doing. NATIONAL RADIO INSTITUTE, Washington 16, D.C.



Studio Engineer KATV  
"Now Studio Engineer at KATV. Before enrolling, I was held back by sixth grade education."  
BILLY SANCHEZ, Pine Bluff, Arkansas

All the Work He Can Do  
"Since finishing NRI Course I have repaired 2,000 TV and Radio sets a year. NRI proved a good foundation."  
H. R. GORDON, Milledgeville, Georgia.

Has Good Part Time Business  
"Quite easy in my training I started servicing sets. Now have completely equipped shop. All equipment is paid for."  
E. A. BREDA, Tacoma, Wash

The Tested Way To Better Pay **See Other Side** 

CUT OUT AND MAIL CARD NOW

## SAMPLE LESSON AND CATALOG BOTH FREE

NO STAMP NEEDED!  
WE PAY POSTAGE

This card entitles you to Actual Lesson or Servicing, shows how you learn Television-Radio at home. You'll also receive 64-Page Catalog.

**NATIONAL RADIO INSTITUTE, Dept. 8FD4  
Washington 16, D. C.**

Please mail me the FREE sample lesson and 64-Page Catalog. (No Salesman will call.)

Name \_\_\_\_\_ Age \_\_\_\_\_

Address \_\_\_\_\_

City \_\_\_\_\_ Zone \_\_\_\_\_ State \_\_\_\_\_

ACCREDITED MEMBER, NATIONAL HOME STUDY CCUNCI



**Technical "KNOW-HOW" Can Give You Interesting, Important Work  
LEARN-BY-DOING with Kits NRI Sends at No Extra Charge**



**YOU BUILD AC-DC Superhet Receiver**  
NRI Servicing Course includes all needed parts. By introducing defects you get actual servicing experience practicing with this modern receiver. Learn-by-doing.




**YOU BUILD Signal Generator**  
You build this Signal Generator. Learn how to compensate high frequency amplifiers, practice aligning typical I.F. amplifiers in receiver circuits. Make tests, conduct experiments.


**YOU BUILD Broadcasting Transmitter**  
As part of NRI Communications Course you build this low power Transmitter, learn commercial broadcasting operators' methods, procedures. Train for your FCC Commercial Operator's License.



**YOU BUILD Vacuum Tube Voltmeter**  
Use it to earn extra cash fixing neighbors' sets; bring to life theory you learn from NRI's easy-to-understand texts.



# For Higher Pay, Better Jobs Be a Television-Radio Technician



**Servicing Needs More Trained Men**  
Portable TV, Hi-Fi, Transistors, Color TV are making new demands for trained Technicians. Good opportunities for spare time earnings or a business of your own. Enjoy prestige.

**Train at Home the NRI Way Famous for Over 40 Years**



**J. E. Smith  
Founder**

NRI is America's oldest and largest home study Television-Radio school. The more than 40 years' experience training men, the outstanding reputation and record of this school—benefits you many ways. Successful graduates are everywhere, in small towns, big cities. You train in your own home, keep your present job while learning. Let us send you an actual lesson, judge for yourself how easy it is to learn.

**Broadcasting Offers Satisfying Careers**

4000 TV and Radio stations offer interesting positions. Govt. Radio, Police, Two-Way Communications are growing fields. Trained TV-Radio Operators have a bright future.

**No Experience Necessary — NRI Sends Many Kits for Practical Experience**

You don't have to know anything about electricity or Radio to understand and succeed with NRI Courses. Clearly written, illustrated NRI lessons teach Radio-TV-Electronic principles. You get NRI kits for practical experience. All equipment is yours to keep. Mailing the postage-free card may be one of the most important acts of your life. Do it now. Reasonable tuition, low monthly payments available. National Radio Institute, Wash. 16, D.C.

**NRI Graduates Do Important Work**



**NRI Course Easy to Understand**  
"Opened my own shop before receiving diploma. I am independent in my own business."  
D. P. CRESSEY, Stockton, California.

**Works on Color TV**  
"NRI changed my whole life. If I had not taken the course, probably would still be a fireman struggling along."  
J. F. MELINE, New York.

**See Other Side for More Information to Better Pay**

**FIRST CLASS**  
Permit No. 20-R  
(Sec. 34.9, P. L. & R.)  
Washington, D.C.

**BUSINESS REPLY CARD**  
No Postage Stamp Necessary if Mailed in the United States

**POSTAGE WILL BE PAID BY  
NATIONAL RADIO INSTITUTE  
Washington 16, D. C.**

**SAMPLE LESSON  
64-page CATALOG  
both FREE**



ORDER NOW! GET IN ON LEKTRON'S SEMI-ANNUAL

**CHRISTMAS  
IN  
JUNE!**

**DOUBLE BONUS OFFER!**

**BONUS #1**  
Your Choice  
of any  
**POLY-PAK**<sup>®</sup>  
Listed Below

**BONUS #2**  
Our Choice  
**\$5 WORTH**  
Assorted  
**RADIO PARTS**

**BOTH  
FREE**  
WITH EACH  
\$10 ORDER!

OFFER GOOD UNTIL JUNE 30th

**NAMED BRAND  
TUBES**

70 TO 90% OFF!  
1-YR. GUARANTEE!

TYPE	SALE	TYPE	SALE
0Z4	50.49	6V6	.59
1A3	.69	6CD6G	1.92
1B3	.79	6C67	.63
1L4	.69	6CL6	.91
1R5	.59	6C77	.89
1S4	.79	6C56	.59
1S5	.59	6D85	1.19
1T4	.59	6C06	.59
1U4	.59	6DE6	.59
1U5	.55	6DT6	.59
1X2	.79	6J5	.99
3A4	.69	6J6	.49
3A5	.49	6K6	.57
3CB6	.59	6L4	.59
3D76	.59	6G7	.69
3Q4	.69	6S47	.59
3S4	.59	6S7	.75
3V4	.59	6SK7	.69
4B27	.99	6SL7	.79
5A05	.59	6S17	.65
5AT8	.89	6S07	.65
5T4	1.39	6T4	.59
5U4	.59	6T6	.89
5U8	.59	6U8	.89
5V4	.77	6V6	.59
5Y3	.49	6V6	.59
6AR4	.79	6W6	.61
6AC7	.99	6X4	.48
6AG5	.59	6X5	.59
6AG7	.59	6X7	.59
6AH4	.85	7N7	.89
6AH6	.49	12AT6	.49
6AK5	.49	12AT7	.79
6AL5	.53	12AU7	.66
6AM8	.69	12AX4	.69
6AN4	1.20	12A7	.79
6AN8	.89	12AX7	.69
6AQ5	.59	12A77	.99
6AT6	.89	12AZ7	.69
6AU5	.95	12B4	.69
6AU6	.59	12BA6	.54
6AU8	.99	12BE6	.55
6AV5	.99	12BH7	.79
6AV6	.45	12BY7	.79
6AW8	.95	12SA7	.69
6AX4	.75	12SK7	.69
6BA6	.57	12SN7	.69
6BC5	.59	12S07	.69
6BE6	.59	198B6G	1.83
6BF5	.75	25A5V	1.10
6BG6	1.59	25B06	1.19
6BH6	.65	25L6	.59
6BK5	.81	35A5	.99
6BK7	.99	35C5	.55
6BL7	.95	35L6	.61
6BN6	.79	35W4	.45
6BQ6	1.16	35Z5	.49
6BQ7A	.99	35Y4	.59
6BX7	.99	50A5	.79
6BY4	1.14	50B5	.69
6BZ6	.59	50C5	.59
6BZ7	.99		
6C4	.44		

OUR USUAL ONE-DOLLAR  
**POLY-PAKS**<sup>®</sup>

- 100 CERAMIC CONDENSERS, 2 lbs.
- 30 DISC CONDENSERS
- 40 PRECISION RESISTORS, 1 lb.
- 10 TIMING MECHANISMS, 2 lbs.
- WIRE STRIPPER-CUTTER.
- 7 SCREWDRIVERS w/RACK.
- 60 HI-Q RESISTORS, 1 lb.
- PIC TUBE BRITENER, parallel.
- 20 FERRITE TUNED COILS, 2 lbs.
- 5 BALLPOINT PENS, ½ lb.
- 50-FT. "ZIP" CORD, 2 lbs.
- 5 25' ROLLS "MICRO" WIRE.
- 250-FT. HOOKUP WIRE, 3 lbs.
- 115/1/60 FAN MOTOR
- SIGMA 10,000 ohm RELAY.
- MEN'S CIGARETTE LIGHTER.
- 40 MOLDED CONDENSERS.
- 150 RESISTORS, 2 lbs.
- 2 TRANSISTOR XFMRs.
- 20 PRINTED CIRCUITS.
- 4 G-E 1N69 DIODES.
- 6AC-DC CORD SETS.
- 5 DIAL-LITE ASSEMBLIES.
- VEEDER-ROOT COUNTER, 0-9999.
- 4C TUBE SOCKETS, 2 lbs.
- MIDGET CRYSTAL MIKE.
- 4 POWER FILTER CHOKES, 2 lbs.
- "MICRO" MOTOR, 1½ VDC.
- 20 RAYTHEON KNOBS, 1 lb.
- 6 TRANSISTOR SOCKETS.
- 1000 PCS. HARDWARE, 2 lbs.
- 6 SILICON DIODES.
- 8 GERMANIUM DIODES.
- 10 POWER SWITCHES, asstd.



- 40 PRINTED CIRCUIT PARTS.
- 60 COILS & CHOKES, 2 lbs.
- 2 SUB-MINI SOLENOIDS, 2 oz.
- 20 VOLUME CONTROLS, 2 lbs.
- 15 ROTARY SWITCHES, 3 lbs.
- 50 PLUGS, RECEPTACLES, 2 lbs.
- 6 FERRI-LOOPSTICK CORES.
- ½ lb.
- SUN BATTERY, hundreds uses.
- 40 POWER RESISTORS, 2 lbs.
- 60 TUBULAR CONDENSERS, 2 lbs.
- 60 TERMINAL STRIPS, BCARDS.
- 1 MINI-METER, 1¼ rd.
- 40 HI-Q CONDENSERS.
- 8-PC. NUTDRIVER SET, 1 lb.
- TV MIRROR, 1 lb.
- 50 ASSORTED KNOBS, 2 lbs.
- 10 "POLY" BOXES.
- 100 RADIO PARTS, 3 lbs.
- 75-PC. RESISTOR SPECIAL 1 lb.
- 2 PNP TRANSISTORS.
- 65-PC. CONDENSER SPCL. 2 lbs.
- 70 MICA CONDENSERS, 1 lb.
- 15-PC. TWIST DRILL SET.
- 40 SUB-MINI RESISTORS.
- 10 ELECTROLYTICS, 3 lbs.

20,000  
OHMS/VOLT  
MULTI-TESTER  
Lowest price in  
U.S.A.!



**\$17.99**  
ONLY

Ready to go! 5¼" x 3¼" x 2¼"  
TEST LEADS INCL. Ranges: AC & DC V.: 0 to 1200, 600, 120, 30; 6 20K ohms/volt DC; 10K ohms/volt AC; DC ohms: 0 to 300; 12, 1.2; DC micro-amps: 0 to 60; DC ohms: 0 to 10K, 100K, 1 meg; 10 inces; DB: 20 to -17; CAPACITANCE: 0.005 to 0.5; INDUCTANCE: 30 to 3,000 henrys; Ship. wt. 5 lbs.

**VACATION SPECIAL!**  
AC/DC PORTABLE  
RADIO  
Reg. \$27.95 **\$17.77**

World's smallest and lowest priced 115V AC/DC portable radio! Neat impact case; sensitive Alnico V speaker; separate vol. control; 4 mini tubes. Broadcast band.

**POCKET  
MULTI-TESTER**

3½" x 2" x 1½" bake-lite case 100 ohms/volt. Zero end. 0-15/150/1000 AC & DC V.; 0/150 ma; 0/100,000 ohms. W/test leads & battery; in orig. pack. **\$6.99**

**THREE-TUBE AC-DC  
AMPLIFIER**

Fully wired, ready for use. Reg. \$5. Separate vol., tone controls. Lowest price ever! **\$2.99**  
TUBES, \$1.91 EXTRA

**FAMOUS  
Regency  
ALL  
TRANSISTOR  
Vest Pocket  
RADIO**

READY TO PLAY!



**INCLUDING BATTERIES 14.95  
and SENSITIVE PHONE**

Lektron scoops the field with the "hottest" pocket transistor radio since the advent of the transistor! Designed and built by Regency, one of America's great names in radio. Uses an exclusive circuit with RF, DET. and AMP stages. SMALLER THAN A PACK OF CIGARETTES!—only 3 x 2 x 1". NO EXTERNAL ANTENNA OR GROUND—no hanging wires! Amazing sensitivity, volume and selectivity. Attractive two-tone styrene case. Variable tuning, 340 to 1500 kc. READY TO PLAY when you receive it! 1,000-hour batteries and ultra-sensitive phone included in this famously low price! Gift packed. WL 1 oz.

**SAVINGS OF \$3 to \$30 ON EVERY  
LEKTRON "POLY-PAK"! SATISFACTION  
GUARANTEED!**

**"MICRO" METER SALE! 50-70% OFF!**  
In orig. boxes  
**EACH ONLY 1½" SQUARE**

0-15 VDC	4.44	0-100 ma	4.44
0-30 VDC	4.44	0-200 ma	4.44
0-200 VDC	4.44	0-500 ma	4.44
0-500 VDC	4.44	0-50 microamps	6.88
0-15 VAC	4.44	0-100 microamps	6.50
0-150 VAC	4.44	0-200 microamps	5.99
0-1 ma	4.44	0-500 microamps	4.99

WRITE FOR FREE 12-PAGE SUMMER BARGAIN FLYER!

**AUTO SPEAKER KIT**  
Rear deck 5x7" PM speaker. Switch, grille, wire, hard-ware **\$3.98**  
6x9" SPEAKER KIT... only \$4.44

**WORLD'S SMALLEST RADIO  
KIT** 2½x1½x¾" w/ permeability tuner, diode, all parts, **\$1.19**  
directions. Reg. \$3.50

**HEARING-AID PHONES  
W/CORDS & PLUGS**  
CRYSTAL (5,000 ohms) \$1.19  
DYNAMIC (5,000 ohms) \$1.69

**HI-FI 12" SPEAKER**  
40 to 10,000 cycles. Famous make. 6-8 ohm v.e. Hvy. Alnico magnet. WL 3 lbs. **\$4.44**

**HOW TO ORDER:** ORDER BY "BLACK-TYPE" HEADLINES, i.e. ONE AC/DC PORTABLE RADIO, \$17.77  
State price with each item. Send check or M.O. including sufficient postage; excess returned. C.O.D. orders, 25% down; rated, net 30 days. (Canada postage, 45c 1st lb., 28c ea. addl. lb.) EXPORT ORDERS INVITED

**LEKTRON** 131-133 EVERETT AVE.  
CHELSEA 50, MASS.

**START RIGHT WITH**

# PR Crystals

Novice or Old Timer, you get the **BEST** at No Extra Cost . . . with PR



QRM on Novice frequencies rivals the notorious weekend congestion on 75 and 20 meter fone! You'll have lots better luck, more completed QSOs, using PR Crystals and an ODD KILOCYCLE FREQUENCY. Landing on multiples of 5 kcs. is pure murder! That's where PRs come in. You can pick any odd kilocycle frequency you want . . . at no extra cost. Get PRs from your jobber. If he doesn't have the particular frequency you want, he can get it pronto. Enjoy the best . . . as a Novice or Old Timer with reliable, stable, highly active PR Crystals . . . The Standard Since 1934. Every PR is Unconditionally Guaranteed!

3700—3750 Kcs. \$2.95  
7150—7200 Kcs.

**PETERSEN RADIO COMPANY, INC.**  
2800 W. Broadway • Council Bluffs, Iowa

## ELECTRIC WELD - BRAZE & CUT

REPAIR MOST EVERYTHING MADE OF METAL

Home Appliances, Auto parts, Farm-garden equipment, toys, Make and repair playground equipment, lawn chairs, tables, ornamental iron work gates, wagons, etc. Solder, heat, bend and straighten, with terrific heat from arc torch. Cut and weld up to 1/4" steel plate. A million uses for home, auto, farm, inventors, factories, etc. Works from any home 110 volt plug-in. Complete



with dark welders mask, arc torch, supply of carbon welding and brazing rods. Bolder, flux, and complete Welding Instruction Book. Attractive—portable—efficient—durable—1 year guarantee. Wt. only 8 lbs. (each, ex. mo.) and pay postman \$6.95 plus COD postage on arrival or send \$9.95 plus \$1.50 postage and we will send postpaid. Ideal gift for mechanically minded home owners, relatives, friends. Order now for early delivery. Available only from:

**MIDWAY WELDER Dept. DPE-6 Kearney, Nebraska**

## GOVERNMENT 40 ACRE OIL LEASE \$100

Act of Congress gives citizens equal rights with Oil Co.'s to obtain Govt. leases. You do no drilling, yet may share in fortunes made from oil on public lands. (Payments if desired) Licensed and Bonded Oil Brokers. Free Information and Maps of booming areas. Write:

**NORTH AMERICAN OIL SURVEYS**  
8272-AZ SUNSET BLVD., LOS ANGELES 46, CALIF.

## INVENTORS

Send for **PATENT INFORMATION** Book and **INVENTOR'S RECORD** without obligation

**GUSTAVE MILLER**  
68-PE WARNER BUILDING  
WASHINGTON 4, D. C.

**REGISTERED PATENT ATTORNEY**  
ASSOCIATE EXAMINER  
U.S. PAT. OFF. 1922-1929

Patent Attorney & Advisor  
U. S. NAVY DEPT. 1930-1947  
**PATENT LAWYER**

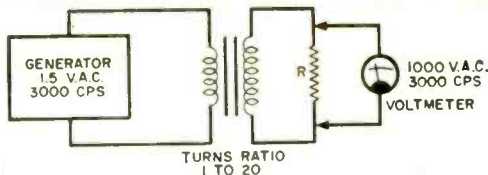


Fig. 4. This circuit appears to defy the turns-ratio rule of transformer voltage output. See text.

rent. Hence, the current diminishes slightly, the voltage drop across  $R$  likewise decreases, and the voltmeter now reads a higher potential across the capacitor.

This process continues until the counter-e.m.f. in the capacitor becomes equal to the battery voltage. At this point, the charging current ceases, the voltage drop across  $R$  becomes zero, and the capacitor shows the same potential as the battery. Thus, although the transfer of electrical energy from the battery may take place at high velocity, the charging of a capacitor is a matter of quantity of charge rather than speed of particle motion.

**Sky-Rocketing Voltage.** To the novice in electricity, an ordinary power transformer at first appears to violate the fundamental law of energy conservation because it can "step up" voltage and thereby seems to give "something for nothing." Later, when he finds that the current output of a transformer diminishes in the same proportion as the voltage is stepped-up, the beginner is ready to accept the turns-ratio-voltage-increase relationship: secondary voltage = primary voltage  $\times$  number of secondary turns / number of primary turns.

Now our beginner is satisfied that a transformer can step up 100 volts to 500 volts if the secondary has five times as many turns as the primary. The current in the primary will be greater than five times the secondary current, and thereby makes up for the voltage gain.

But once having understood all of the above, imagine his discomfiture when he reads about a circuit (Fig. 4) that will produce *more than 1000 volts* across the secondary with only  $1\frac{1}{2}$  volts applied across the primary winding, the transformer having a turns ratio of *only* 1 to 20! According to his figures, the output voltage ought to

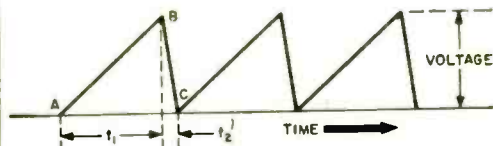


Fig. 5. Sawtooth waveform output of the generator which utilizes self-induction for voltage boost.

Always say you saw it in—POPULAR ELECTRONICS

be about 30 volts, not 1000 or more. That is: secondary voltage =  $1.5 \times 20/1 = 30$  volts.

"No!" he says, "This can't be! But wait a minute . . ." he adds as a thought strikes him, "the frequency of the a.c. in this circuit is 3000 cycles per second. Can that be the answer?"

Looking back at the turn-voltage equation, it is evident that frequency has nothing to do with the question since it does not even appear in the relationship. This leaves him in a real quandary. Is the equation wrong or is the author of the circuit trying to pull someone's leg?

The answer lies in neither of these possibilities. The author committed the unforgivable blunder of omitting to mention that the waveform of the input voltage was a *sawtooth* rather than a *sine wave*. In the circuit upon which this discussion is based, a transistor blocking oscillator was employed as the source of primary e.m.f. The d.c. source was a 1.5-volt dry cell. The set-up ratio is actually 20 to 1, and the transformer-induced secondary voltage is only 30 volts as predicted by the transformer equation. But the sawtooth waveform is the secret of the sky-rocketing output voltage that appears across the load resistor *R*. It works this way:

Line AB in Fig. 5 shows how the voltage

across the primary slowly climbs from zero to its peak value during time  $t_1$ . The same waveform appears in the secondary winding, only it is amplified 20 times by the step-up turns ratio. When the applied potential reaches its peak at *B*, it drops sharply down to zero once again, this time in a very short interval ( $t_2$ ). The magnetic field built up in the transformer during  $t_1$  therefore cuts swiftly back through the turns of the windings and induces a new voltage of much greater magnitude than existed there before.

This voltage of self-induction has nothing to do with the turns-ratio of the transformer. Its size is dependent only upon the sharpness of magnetic field cutoff; the smaller the interval  $t_2$  is, the greater will be the self-induced voltage in any given transformer. Thus, it is perfectly practical to obtain a voltage gain which far exceeds that predicted by the transformer equation when the primary a.c. has sawtooth or rectangular waveform.

Perhaps you, as a reader, have never been bothered by the dilemmas and paradoxes we have just described. It is more than likely, however, that you have been bewildered by others (and maybe still are). If they apply to electricity or electronics, write and tell us about them.

-30-

Get This Valuable Book

**FREE**



Just For Examining COYNE'S New Set

*"Applied Practical Radio-Television"*  
on 7 DAY FREE TRIAL!

Yes, you get our big Diagrams book. FREE! It's like a road-map that shows you the way to easier Radio-TV repair. Needed by every serviceman. Complete 11x22" Schematic Diagrams on many radio and TV sets help cut servicing time. Includes simple instructions on how to use diagrams and picture patterns. This book is yours FREE for asking to see Coyne's great new 7-book set, "Applied Practical Radio-Television!"

**AT LAST! MONEY-MAKING "KNOW-HOW" ON TRANSISTORS, COLOR TV AND SERVICING**

Coyne's new 7-volume set gives you all the answers to servicing problems—quickly! For basic "know how" you'll find everything you want in Volumes 1 to 5 on over 5000 practical facts and data. Every step is completely explained from fundamentals to installing, servicing and trouble-shooting all types of radio and TV sets. So-up-to-date it covers COLOR TV, UHF and latest on TRANSISTORS.

**EXTRA! NEW TV CYCLOPEDIA** For speedy on-the-job use, you get Vol. 6—the 868 page TV CYCLOPEDIA. Answers problems on servicing, alignment, installation, etc. in ABC order. All this plus Volume 7—NEW Coyne TECHNICAL DICTIONARY with over 4000 definitions of the latest terms, symbols and abbreviations. Use all 7 books FREE for 7 days; get the Servicing Book FREE!

**FREE!**  
5 YEARS  
OF VALUABLE  
SUPPLEMENTS



Coyne's FREE Annual Supplement Service keeps your set up-to-date on everything that will be new the next 5 years in Radio-TV, electronics and electricity.

**NOW!**  
**7 BIG BOOKS**  
IN ONE  
GREAT SET!



**SEND NO MONEY!**

Just mail coupon for 7-volume set on 7 days free trial. We'll include book of 150 TV Radio Patterns and Diagrams. If you keep the set, pay \$3 in 7 days and \$8 per month until \$24.50 plus postage is paid. (Cash price, only \$22.95.) Or you can return the library at our expense in 7 days and owe nothing. YOU BE THE JUDGE. Either way, the book of TV-Radio Patterns is yours FREE to keep! Offer is limited. ACT NOW!

**FREE BOOK—FREE TRIAL COUPON!**

Educational Book Publishing Division  
COYNE ELECTRICAL SCHOOL, Dept. 68-PE  
500 S. Paulina St., Chicago 12, Ill.

YES! Send 7-volume "Applied Practical Radio-Television" for 7 days FREE TRIAL, per your offer. Include TV-Radio Patterns & Diagram Book FREE.

Name . . . . . Age . . . . .

Address . . . . .

City . . . . . Zone . . . . . State . . . . .

Where Employed . . . . .

Check here if you want library sent C.O.D. You pay postman \$22.95 plus C.O.D. postage on delivery. 7-day money-back guarantee.

Educational Book Publishing Division

**COYNE** ELECTRICAL SCHOOL


500 S. Paulina St., Dept. 68-PE Chicago 12, Ill.

June, 1958

103

# Grommes-Phillips


## CUSTOM HI-FI CABINETS



MODEL  
GPC  
1000

FEATURING  
"FREE-FLOATING  
SOUND"

MODEL  
GPC  
600



Sensibly priced Cabinets and Enclosures of all types. Models illustrated feature "FREE-FLOATING" enclosures. Compact, one-unit beauty with multi-unit isolation. Novel applications of finest hardwoods and durable laminates. See your local Distributor—or

SEND COUPON FOR FREE LITERATURE

GROMMES-PHILLIPS

5857 W. Lawrence Ave.,  
Chicago 30, Ill.

NAME .....

ADDRESS .....

CITY .....

STATE .....

## GET INTO ELECTRONICS

V.T.I. training leads to success as technicians, field engineers, specialists in communications, guided missiles, computers, radar, automation. Basic & advanced courses in theory & laboratory. Assoc. degree in 29 mos. B.S. obtainable. ECPD accredited, G.I. approved. Graduates with major companies. Start Sept., Feb. Dorms, campus. H. S. graduates or equivalent. Catalog.

**VALPARAISO TECHNICAL INSTITUTE**

Dept. PE

VALPARAISO, INDIANA



## ROAD TO RICHES

You can be the next uranium millionaire! Government guarantees huge bonus! PRI instruments from \$29.95. See your local dealer today! FREE CATALOG!

Write PRI, 4223 PT W. Jefferson  
Los Angeles 16, California

DEALERS WANTED



## WANT A BETTER JOB: BECOME AN ELECTRONIC ENGINEER

ONLY 32 MONTHS TO EARN A BACHELOR OF SCIENCE DEGREE IN ELECTRONICS ENGINEERING. Class enrollment limited to allow for individual instruction. Chartered by state of California. Nonprofit-non-sectarian, co-educational—established 20 years.

APPROVED FOR VETS—ENROLL NOW!

SEND FOR FREE CATALOG

**PACIFIC STATES UNIVERSITY**


1516 S. WESTERN AVE. Dept. M LOS ANGELES, CALIF.

# TOOLS and GADGETS



## BATTERY-OPERATED VTVM


Self-contained and battery-operated, this vacuum-tube voltmeter is particularly adaptable to the radio-TV servicing industry. It makes possible quantitative measurement of all complex waveform voltages



found in video, sync and deflection circuits. A special feature is its unique one-piece Plaskon Alkyd scale and mechanism mount. (Weston Electrical Instrument Corp., 614 Frelinghuysen Ave., Newark 5, N. J.)

## IN-CIRCUIT RECTIFIER TESTER

You can test all types of power rectifiers right in the circuit with the SRT-1 in-



circuit selenium rectifier tester. It will check selenium, germanium and silicon units both in-circuit and out-of-circuit, with 100% effectiveness, according to the manufacturer. Tests can be made for quality (current emission), fading (falling emission after

warm-up), shorts, opens, arcing and life expectancy.


Accurate readings are obtained on a large multi-color 3" meter which is highly



sensitive yet rugged. Special circuitry prevents damage to the instrument and line fuses from blowing, while the rectifier being tested cannot overheat or otherwise be damaged. Price \$29.95. (*Century Electronics Co., Inc.*, 111 Roosevelt Ave., Mineola, N. Y.)

### REVERBERATION UNIT


Said to contribute realism to the average home hi-fi system at minimum cost, the Model U-2 reverberation unit makes possible an illusion of "presence" without the necessity of special stereo program material. You simply connect this simple device between the basic amplifier output and the input of any auxiliary amplifier and speaker combination. Price, \$18.75, prepaid or C.O.D. (*Ultron Company*, 7943 Haskell Ave., Van Nuys, Calif.)



sible an illusion of "presence" without the necessity of special stereo program material. You simply connect this simple device between the basic amplifier output and the input of any auxiliary amplifier and speaker combination. Price, \$18.75, prepaid or C.O.D. (*Ultron Company*, 7943 Haskell Ave., Van Nuys, Calif.)

### TV MARKER GENERATOR

Designed to provide precision and flexibility in the alignment of FM and TV equipment, the Model LSG-30 is a combination



marker generator and vertical-horizontal bar generator. It has a frequency range of 3.5 mc. to 250 mc. in six bands with 1% accuracy. Calibration is checked by means of a 4.5-mc. crystal, accurate to 0.002%, mounted on the front panel.

There are simultaneous markers (crystal and variable oscillator) for r.f. and i.f.

June, 1958

**SATELLITES**      **ROCKETS**

**MISSILES**      **SPACE PROJECTS**

**ELECTRONICS - AERONAUTICS TECHNOLOGY**

Prepare Now at  
**NORTHROP**  
 for a brilliant career in the TECHNOLOGICAL WORLD of Today and Tomorrow!

This is the Technological Age—the time when men with Engineering Know-how can write their own ticket—pick their own field of specialization in Electronics and Aeronautics. YOU can EARN HIGH SALARY—and have an unlimited future—if you decide NOW to prepare for an ENGINEERING TECHNOLOGY CAREER.

**AT NORTHROP INSTITUTE**—one of the country's leading institutions of technological education—you can complete your training in JUST TWO SHORT YEARS.

Recognized throughout the AVIATION and ELECTRONICS INDUSTRIES as an "industry" school, and with thousands of successful graduates now employed by Industry—you owe it to yourself to get complete information about what Northrop Institute can offer you.

Approved for Veterans



*Northrop*  
*Aeronautical Institute*

1187 W. Arbor Vitae Street  
 Inglewood 1, California

#### Mail Coupon for Complete Information

#### NORTHROP AERONAUTICAL INSTITUTE

1187 W. Arbor Vitae Street, Inglewood 1, Calif.

Please send me immediately the Northrop catalog, employment data, and schedule of class starting dates.

I am interested in:

- Electronic Engineering Technology
- Aeronautical Engineering Technology
- Aircraft Maintenance Engineering Technology
- Master Aircraft and Engine Mechanic
- Jet Engine Overhaul and Maintenance

Name ..... Age .....

Address .....

City ..... Zone .. State .....

Veterans Check here  for special Veteran Training Information.

alignment. Vertical and horizontal bar generator controls are provided on the front panel, and the horizontal bar frequency serves as an internal modulator for the r.f. output. Dimensions of the LSG-30 are 8" x 12" x 5", weight 9 lbs. The metal cabinet is finished in gray wrinkle and has a carrying handle. Net, \$49.95. (Lafayette Radio, 165-08 Liberty Ave., Jamaica 33, N. Y.) -30-

## POP'tronics Secretary

(Continued from page 81)

record when the power is supplied to it, and you are ready for operation.

Arrange to have someone call you and watch what happens. The bell will ring, and each time it does, *RL1* will close. After about 15 seconds, *RL2* will close, and the recorder will start warming up, ready for the coming message. About 30 seconds later, when *RL3* closes, the handset pops up, enabling the induction coil beneath the phone base to send the message through to the recorder.

After about 30 seconds more the handset will go back in place, and the whole works will shut off—all but the transistor amplifier which continues monitoring the telephone bell. You may have to experiment a few times to get the correct volume control setting for the tape or wire machine.

You can change the timing sequences in your telephone secretary within certain limits. *C2* controls the amount of times it will be necessary for the telephone bell to ring before relay *RL2* pulls in. To increase this time, use a larger capacitor, perhaps another 100- $\mu$ fd. unit. The values chosen were the result of many experiments and are a good compromise. -30-

## Suit Your Volume with a T-Pad

(Continued from page 84)

speaker gets its operating voltage from across the (b) resistor, the response of the former would be practically zero. The attenuation in this case is about 40 db.

In making the above change, however, the impedance presented to the output transformer has not changed—it is still about 10 ohms, as shown in Fig. 3. The 9.8-ohm (a) resistor and the voice coil shunting the 0.2-ohm (b) resistor have very little effect upon the joint resistance of this branch so that, effectively, the upper 9.8-ohm (a) section is in series with a 0.2-ohm section for a total impedance of 10 ohms. Thus, a full range of volume control is possible with no distortion being introduced by large impedance variations. -30-

## PORT ARTHUR COLLEGE ELECTRONICS COMMUNICATIONS

AM FM Television Broadcast Engineering  
Marine Radio Radar

CHECK THESE FEATURES: Tuition \$36 per mo., room & board \$52 per mo. in dorm on campus. College operates 5 KW broadcast station. Students get on-the-job training at studios on campus. FCC license training with all courses. Well equipped classrooms & lab., am fm transmitters, radar & marine eqmt., television camera chain, experiment lab test eqmt. & other training aids. Our graduates in demand at good salaries. Free placement service. Have trained men from all 48 states. Approved for GI. Write to Dept. PE-6 for details.

**PORT ARTHUR COLLEGE**

Port Arthur  
Texas

Established in 1909

LEARN

## RADAR MICROWAVES

## COMPUTERS

## TRANSMITTERS

## CODE • TV • RADIO

Phila. Wireless Technical Institute

1533 Pine St.

Philadelphia 2, Penna.

A Non-Profit Corp. Founded in 1908

Write for free Catalog "P"

GIGANTIC  
SAVE-TO-70%

## MAIL SALE

WAR SURPLUS  
EXCESS INVENTORY  
BANKRUPT STOCK



### EXPERIMENTAL RAY TUBE

• Spectacular brand new Govt. fascinating, educational Cathode Ray tube. Amazing experiments. See AC voltage. Makes ultra sensitive detector. Lissajous experiments, etc. Brilliant green fluorescent screen. Special 905 laboratory type.

• Booklet on Cathode Ray tube theory and experiments plus instructions for building home experimental oscilloscope with each tube. Wonderful! Govt. cost \$32.50. SALE. . . . . \$4.91 Ppd. in USA

### RADIO TRANSMITTER



• Amazing buy in 20-28 MC push button transmitter. Input 12 volts. Size 11" x 18" x 11". Wt. 56 lbs. Marvellous experimental unit. Valuable components. Only 49 units available! List \$495. \$9.49 FOB

### GEAR REDUCTION MOTOR



• Multiple gear, ball bearing motor with enclosed 42-to-1 reduction gear box. High torque. 10 to 200 rpm output, reversible. Runs on 6 or 12-v DC or 100 AC through series resistors. Cost \$35. SALE. . . . . \$4.97 Ppd.

### MODERN DIAL TELEPHONE

• Handset dial phone. Use for extension to main line or private system. Complete with ringer, dial. Ready to use. Works on any system except rural. Value \$25. SALE. . . . . \$9.95 Ppd.

### LOW PASS AUDIO FILTER

• Govt. low pass filter. Sharp, cuts off all frequencies above 2550 cycles. Hundreds fascinating uses in radio ham transmitters, laboratory experiments, etc. 600 ohm in and out. Govt. cost \$18.50. SALE. . . . . \$1.95 Ppd.

## SPECIAL OF THE MONTH!

### HIGH FREQUENCY RECEIVER



1 and 6 Band—Battery Operated • Brand new. Really 2 receivers in 1. Use as tuner for auto radio or operate as headphone battery. Portable. Size 8"x8"x14". Wt. 10 lbs. Govt. cost over \$100. SALE. . . . . \$5.95 Ppd.

### DC MILLIAMMETER



• Brand new genuine Weston 0-1 MA basic meter. 18.6 MV full scale with external precision multiplier. In square metal case with test lead. 3"x3"x2 1/2". Cost Govt. \$50. SALE. . . . . \$3.95 Ppd.

### HUNDREDS SURPLUS BARGAINS

Amazing surplus buys, thousands of valuable items. Send postcard for big new 1958 catalog. Send Check or M.O. Money Back Guarantee

## SURPLUS CENTER

865 West 40th St., LINCOLN, NEBR.


## Hi-Fi Highlights

(Continued from page 75)



8

Production version of experimental XP-3 cartridge with new design elements including air damping said practically to end groove jumping. It tracks as low as 1 gram, and uses an 0.7-mil diamond. Fairchild Micro-7.



9

In-line stereo attachment to convert most popular make tape recorders without alteration. It consists of in-line stereo head, tape guides, pressure plate and mounting hardware. Cables feed recorder and amplifier. Dactron Steradapter 4902.

### POPULAR ELECTRONICS

P. O. Box 1873  
CHURCH STREET STATION  
New York 8, N. Y.

Please send me additional information concerning the products whose code numbers I have circled.

1      2      3      4      5  
6      7      8      9

TOTAL NUMBER OF REQUESTS

NAME .....

ADDRESS .....

CITY ..... ZONE ..... STATE .....

# Free! ALLIED'S 1958 ELECTRONIC SUPPLY CATALOG

404  
value-packed  
pages

Send  
for it!



SAVE on  
everything in  
electronics

EASY TERMS  
AVAILABLE

## WORLD'S LARGEST STOCKS

Here's everything in Electronics for Experimenters, Builders, Amateurs, Servicemen, Engineers and Hi-Fi Hobbyists:

- Amazing Build-Your-Own KNIGHT-KITS
- Hi-Fi Music Systems & Components
- Recorders & Phono Equipment
- TV Tubes, Antennas, Accessories
- Publi: Address Systems
- Amateur Station Equipment
- Latest Test Instruments
- Industrial Electronic Supplies
- Parts, Tubes, Transistors, Tools and Books

SAVE on everything in Electronics—get fast, dependable service—send today for your FREE 1958 ALLIED Catalog.

Everything in Electronics  
From One Reliable Source

our 37th year

Send for  
**FREE**  
Catalog

## ALLIED RADIO

ALLIED RADIO CORP., Dept. 79-F8  
100 N. Western Ave., Chicago 30, Ill.

Rush FREE 1958 ALLIED 404-Page Catalog

Name .....

Address .....

City ..... Zone ..... State .....

# ENGINEERING Home Study Courses

**C**COURSES written by world authorities in all branches of engineering. Step-by-step instructions using methods proved successful by thousands of our graduates. One hour each day in your spare time will start you off to higher pay, security, prestige. Check the course you are interested in and we will send you a complete outline of the course with a booklet describing the Institute and our advanced methods of teaching. Send to: Canadian Institute of Science and Technology Ltd., 677 Century Bldg., 412, 5th St. N.W. Wash., D.C.

- Civil Eng.
- Surveying
- Architecture
- Forestry
- Mining
- Structural
- Mechanical Eng.
- Industrial Eng. & Management
- Refrigeration
- Heating
- Drafting
- Plastics
- Electrical Eng.
- Radio
- Electronics
- Television
- Aeronautical Eng.
- Aircraft Engineer
- Navigation
- General
- Education
- Chemical
- Mathematics
- Journalism
- Accounting

# Out of Tune

**Build a "Conversation Piece"** (March, 1958, page 63): For better gain in preamplifier, connect  $R_3$  (470,000 ohms) from base to collector of  $TR_2$ , instead of to emitter.

**Wireless Mike for Short Distances** (February, 1958, page 63). Parts List shows a PA27 mike. If this is too large to fit cabinet, use Lafayette's MS108. -50-



## Global TV

(Continued from page 53)

incide with the communication line direction, as this can create serious interferences.

"Let us assume that one satellite is over USSR, the second is over the Chinese Peoples Republic [Red China] and the third over USA. The transmitting TV center operates from 0000 to 0800 hours (by local time); this secures reception from the western satellite from 1600 to 2400 hours. With such an arrangement of stations, the USSR can operate on USA, the USA on China, and China on USSR. To use three other combinations of TV transmission corresponding to the same reception intervals (from 1600 to 2400), each of the TV centers must operate from 0800 to 1600 hours.

"Under such a time schedule and system of transmissions, the direction of the solar radiation will never coincide with the communication line direction. An exception is moments of shifting from transmission to reception at point A [in diagram on page 51], when the direction of solar radiation coincides with communication line *earth*—C; at the same time, however, the artificial earth satellite situated at point C is screened by the earth.

"The second case when solar radiation direction coincides with communication line occurs when the satellite arrives at point r; however, at the same time, the sun's radiation is directed toward transmitting waves coming from the earth. Thus, the sun does not shine on the satellite's reception antenna.

"All the aforesaid permits assuming that with directional antenna systems interference from solar radiation will not have a significant effect on the quality of TV transmissions."

### WHICH BANDS WILL BE USED?

While transmission on u.h.f. short waves is desirable from the viewpoint of the

NAME .....

ADDRESS .....

CITY .....

STATE .....

Course Interested In .....

Canadians: Send to Canadian Institute of Science & Technology Limited, 677 Garden Bldg., 263 Adelaide St. West, Toronto, Ontario.

## 2 WAY PORTABLE RADIO SET

**SENDS—RECEIVES UP TO 10 MILES AS SHOWN**

With built-in antenna or hundreds of miles with outside antenna! Works on 80 and 40 meter (Novice) amateur radio bands—also Aircraft and overseas broadcast (3 to 6 mc). PORTABLE SELF-CONTAINED POWERED WITH STANDARD PORTABLE RADIO BATTERIES. NO AC PLUG-INS NEEDED! Take it with you everywhere you go—on trips, vacations, camping—Keep in contact with home, friends, like a walk crystal controlled transmitter—Sensitive Regenerative Receiver. Send Receive switch. Wt. only 3 lbs. Size only 6"x4"x4". TESTED—PROVEN—SIMPLIFIED—PRACTICAL—Full information given on quick easy to get license.



WESTERN RADIO

**SEND ONLY \$3.00** (bill, ck. mo) and pay Postman \$11.95 COD postage on arrival or send \$14.95 for postpaid delivery. Complete kit includes all parts, tube, coils, blustoid cabinet, easy instructions. (Set of batteries \$2.95, crystal \$1.25). COMPLETELY WIRED AND TESTED POSTPAID \$19.95. A regular \$49.95 value—Order now before price goes up. GUARANTEED—AVAILABLE ONLY FROM: DEPT. BNE-6 KEARNEY, NEBR.



Hi-Fi Amplifier Kit \$28.50

**QUAL-KITS ARE EASIEST!**



Hi-Fi AM-FM Tuner Kit \$28.95\*

And they have the finest features and specs. Fully illustrated step-by-step 28-page manual makes assembly a snap! WRITE FOR FREE CATALOG! QUALITY ELECTRONICS Dept. P-6 New York 13, N. Y.

319 Church Street

## HI-FI ACCESSORIES

by **Vidaire**

SPEAKER SWITCHES, FADERS L-PADS, T-PADS ON PANEL OR WALL PLATES, CROSSOVER NETWORKS, EQUALIZERS, VOLUME EXPANDERS.

AT YOUR NEAREST SUPPLIER OR WRITE VIDAIRES ELEC. MFG. CORP., Baldwin, New York

weight and size of requisite relay units as well as gain in narrow antenna radiation patterns, the Russian designer is inclined to reject this possibility because it requires too exacting stability in the position of the orbiting satellites.

Current satellite exploration in orbits of 200 to 2000 miles from earth should throw new light on wave propagation in outer space, according to Mr. Petrov, who adds: "... but it can already be said that satellite reception of TV programs from earth will most probably be realized on the meter wave band, and satellite to earth transmission will be on microwaves, or even millimeter waves, in view of the desirability of minimal weights and dimensions.

"The attenuation of radio waves in cosmic space at a distance of 35,800 km. from earth will be the deciding factor," Mr. Petrov stated. "The bulk of the weight of radio equipment will be the power source; therefore, conversion of atomic energy to electric power is a most important problem of the global TV relay system."

A minimum of 10-kw. antenna power, with 100-kw. power source, is what Mr. Petrov estimates for a projected TV space station. He suggests that TV transmission in the future by pulsed instead of continuous radiation may cut down power requirements to one hundredth of the figure now estimated.

"At any rate," Mr. Petrov concludes, "the speed of development in peaceful use of atomic energy permits assuming that lightweight atomic power supply sources will be brought into being a great deal sooner than an earth satellite will be put in orbit at 35,800-km. altitude." -30-

### Is Radio Earthbound?

(Continued from page 52)

This will settle once and for all whether or not the radio wave, our only present-day hope for signaling other intelligent creatures on other planets, can conquer the void between our interstellar neighbors and ourselves. What a wonderful inspiration it will be to mankind to realize that there exists elsewhere than on earth other living, thinking beings.

Some plans were made for carrying a man as a passenger in the Goddard Rocket, and volunteers were even listed for the journey. Such a human sacrifice has been discouraged, for there is little doubt but that a man thus carried could not survive the trip for many reasons. It is also believed that the first tremendous impulse of the rocket in flight would be great enough to burst the blood vessels of the passen-

# Make More Money Soon Fixing Electric Appliances

## Train at Home in Spare Time



## Better Pay—More Opportunities

Get into a field where there is important work and opportunity for the trained man. Millions of electric appliances are sold every year. Every wired home now has an average of 8. Many of them need service and repair. Owners pay well to have them fixed quickly, properly. This is your opportunity for a better job, your own part time or full time business. NRI can give you the training you need, at home, in your spare time.

## Spare Time Earnings Start Soon

Soon after starting you will be able to earn extra cash fixing toasters, clocks, fans, vacuum cleaners, etc., for neighbors and friends. Keep your job while learning and earning. Put spare time to work for you. Work in your basement, garage, spare room. You'll be amazed how easily, quickly you, too, can start earning many extra dollars. NRI shows you how. Even before you finish training your spare time earnings may pay for the course and equipment.

## NRI Sends Tester to Learn and Earn

You need proper equipment to service today's automatic appliances. With this course you get parts to build professional type, multi-use Appliance Tester. You learn to use it. Takes guess work out of servicing. Mail coupon for FREE book and Sample Lesson. See how easy it is to learn. Find out about NRI—a school that for more than 40 years has been training men, through home study, for success, good pay jobs. Our reputation, record, experience back up this course. Write now to: NATIONAL RADIO INSTITUTE, Dept. D4F8, Washington, D. C.



**FREE Lesson and Book  
Mail this NOW!**

**NATIONAL RADIO INSTITUTE**  
Dept. D4F8, Washington 16, D. C.

Send me Lesson and Book Free. No Salesman will call.

Name ..... Age .....

Address .....


City ..... Zone ..... State .....

Accredited Member National Home Study Council

## A Theatre Organ for YOUR HOME!

The Artisan simplified step-by-step assembly system with all mechanical and wood parts fully assembled lets you build a magnificent 2-manual and full pedal organ at a saving of up to 50%! No special skill needed!

the *Artisan*  
ELECTRONIC ORGAN



Order Direct from

**ELECTRONIC ORGAN ARTS, INC.**  
4878 EAGLE ROCK BLVD. DEPT. B-25 LOS ANGELES 41, CALIF.



New  
12"  
LP  
ALBUM

Only \$2.98

Hear the thrilling tones of the Artisan as played by prominent artists of the Theatre Organ. With explanatory notes.

PORTFOLIO OF ORGAN FACTS jam-packed with vital information about organs. Only \$1.00

(LP Album and Portfolio — both for only \$3.49)

ger; therefore the idea of the passenger has been abandoned.

In lieu thereof, the radio transmitter has been suggested as a passenger. It will certainly provide intelligent means for obtaining important facts about the vast spaces existing throughout the universe.

When the world of science knows for a certainty that the radio waves can carry through interstellar space, the time when further and more ambitious attempts to communicate with our planetary neighbors will be hastened.

This may answer the cynical queries of skeptics who demand to know what use all this sort of thing is to the world. Every new scientific fact produced supplies further tools with which to better our fast-growing and complicated structure of civilization. Let us hope success crowns the efforts of all men who dare to pioneer the distant fields of our universe.

—30—

## Electronic Computers

(Continued from page 43)

Each location can be described and located, so that either the information which it contains can be obtained or the location for new storages can be described.

In this type of computer, all of the information needed for a solution to a problem may be stored in the memory, including all of the steps or program required for the solution. Once the proper information is placed in the memory, the computer is independent of all outside devices until a solution is reached. Then the final results are stored until they are needed through the output device.

A magnetic-core memory is an example

## NEW - MIDGET SHORT WAVE RADIO



GETS STATIONS 12,000 MILES AWAY!

Tunes ALL foreign short wave bands. London, Paris, Moscow, Australia. ALL Amateur bands 160 to 10 meters! ALL long distance Air Force and Air line aircraft. Ships at Sea. AF overseas broadcasts. State-County Police, Industrial Bands — U.S. Radio Broadcasts. Tunes 500 KC to 40 mc. — 600 to 7 meters! NOTHING LIKE IT ON MARKET ANYWHERE AT ANY PRICE. Super-regenerative Receiver. Short antenna included—hook up in 1 second! PORTABLE SELF-CONTAINED POWERED WITH RADIO BATTERIES SOLD EVERYWHERE. NO AC PLUG-INS! Size only 7 1/2" x 4 1/2" x 1 1/2". Complete—3 lbs. Calibrated hi-ratio easy tuning dial. Wonderful for Boy Scouts, Tourists, vacations, amateurs, short wave listeners. EVERYONE CAN NOW HEAR THE WHOLE WORLD TALKING! SEND ONLY \$4.00 (bill, ck. mo) and pay postman \$2.95 COD postage on arrival or send \$16.95 for postpaid delivery. Complete easy to wire kit includes all parts, tubes, broadcast coil, plugboard cabinet, instructions—Set of long life batteries \$2.99 extra. COMPLETELY WIRED AND TESTED —POSTPAID IN DSA \$21.95. Easily a \$49.95 value. Order now before price goes up—GUARANTEED—AVAILABLE ONLY FROM: WESTERN RADIO Dept. BRE-6 KEARNEY, NEBRASKA

## "TI-NEE" BATTERYLESS TUBELESS LIFETIME RADIO

"TI-NEE" RADIO IS GUARANTEED TO WORK FOR YOUR LIFETIME! USES NO TUBES, BATTERIES OR ELECTRICAL PLUG-INS. Never runs down! SMALLER THAN A PACK OF CIGARETTES! RECEIVES LOCAL RADIO STATIONS MOST ANYTIME ANYWHERE WITHOUT EXTRA ANTENNA. Uses semiconductor crystal diode—Hi-Q Tuner. Beautiful black gold plastic cabinet. Built-in Speakerphone. SEND ONLY \$2.00 (bill, ck. mo) and pay postman \$4.99 COD on arrival or send \$6.99 for postpaid delivery. SENT COMPLETE, READY TO LISTEN—NOTHING EXTRA TO BUY EVER! (Extra long distance Aerial kit included free for stations up to 1000 miles away.) Available only from: AMERICAN MADE. MIDWAY COMPANY, Dept. GPL-6, Kearney, Nebraska



## BE A SPY

Correspondence course on wire tapping, bugging, telescopic sound pickup, recording techniques, microphotography, invisible and remote photography, telescopic and aerial photography. WORLDS ONLY CORRESPONDENCE COURSE IN WIRE TAPPING AND BUGGING. Complete course just \$22.50.

C. CARRIER CO.

5880 Hollywood Blvd. Hollywood 28, California

1	M	2	E	3	G	4	O	5	H	M	6	R	7	F
8	A	R	R	A	Y						B	U	M	
10	S													
11	A	I	R								H	E		
13	T	E	S	T							P	U	L	S
14														
15														
16														
17														
18	A	D	E								V	I	M	
19														
20														
21	G	I									P	A	N	
22														
23														
24	E	T	H	E	R									
25														
26														
27														
28														
29	V	A	T											
30														
31														
32														
33	U	S												
34														
35														
36														
37														
38														
39														
40														
41														
42														
43														
44														
45														
46														
47														
48														
49														
50														
51														
52														
53														
54														
55														
56														
57														
58														
59														
60														
61														
62														
63														
64														
65														

Answer to crossword puzzle appearing on page 65.

Always say you saw it in—POPULAR ELECTRONICS

DECIMAL NOTATION				
$10^4$	$10^3$	$10^2$	$10^1$	$10^0$
10,300	1000	100	10	1
		3	5	2
	4	1	6	7
5	0	2	1	3

**Table 1.** Decimal system is based on the number 10. The number 352 is actually  $3 \times 100$ , plus  $5 \times 10$ , plus  $2 \times 1$ . Figure out 4167 and 50,213 for yourself.

of an internal memory system in actual use. This is a large group of tiny ring transformers which are magnetized in one direction (clockwise) or the other (counter-clockwise). Other memories include the early use of relays (open and closed for 1 or 0), magnetic drums (circular tracks of magnetic materials with pulses or no pulses for a 1 or a 0), the Williams tube (a cathode-ray tube with dots stored on the face for data), the capacitor store (where the charge on a capacitor changes with the digital data), a transistor or vacuum-tube memory (where the tube or transistor is either on or off for a 1 or a 0), and the delay line (which takes pulses and delays them until they are needed).

In the *control section*, the implementation of the program is directed. The control unit observes the instructions and plans their proper execution by following the principles of operation for a given machine. This selection may translate a multiply order into a series of additions, which it actually is to the computer.

Both the *input* and *output* devices are similar but they perform opposite functions. An input unit reads information from punched cards, magnetic tapes or special keyboards, and codes this data so that the computer can handle and use the information. The opposite function is performed by the output unit, which converts the results of computer operation to usable form such as typed sheets or punched cards for the control of production machines.

**Binary Notation.** Binary numbers which represent instructions or quantities for computation are usually presented in the binary or two-value system rather than the decimal system.\*

Any on-off device can be used with the binary system. Numbers can represent letters and combinations of letters can, of course, make words, and complete sentences can be remembered.

A look at the ordinary decimal notation is helpful. Table 1 shows what everyone

\* We count by tens because we have ten fingers but a relay switch, tube, or transistor is either *on* or *off*, which is the reason for the binary (two-number) system. See *After Class* in the January 1958 issue for details of binary system.



*Any way you look at it!...*  
**EMC** leads in Quality Electronic Test Equipment, at Lowest Prices!

**NEW! EMC Model 301 Speedi Tube Tester**

Precision crafted for checking tubes in seconds. Only 2 settings to make. Checks for shorts, leakages, and quality. Over 375 tubes now listed, including 024 tube. New listings available. Saves precious time and quickly pays for itself. Also available with 7 1/2" meter.

Model 301P, illustrated with 4 1/2" plastic front meter, in oak carrying case, \$47.50; in Kit Form, \$33.20.

Model 301C, Sloping Counter Case, \$46.50; Kit, \$32.60.

Model PTA, Picture Tube Adaptor (to check and rejuvenate picture tubes)..... \$4.50

**NEW! EMC Model 108 Handi Tester**

The only appliance and auto battery tester in its price class to use a D'Arsonval, instead of an iron vane type meter. You get exclusive advantages of maximum accuracy, maximum scale length, and minimum battery replacement cost... at no extra cost. Complete with test leads and instruction manual. Wired, \$15.95; In Kit Form, \$12.95.

**NEW! EMC Model 905-6A Battery Eliminator, Charger, and Vibrator Checker**

A MUST for auto radio service. Features continuously variable voltage output — in either 6 or 12 volt operation. Checks all 6 or 12 volt vibrators. Model 905-6A (Comb.) Wired, \$67.90; Kit, \$44.90. Model 905, Battery Eliminator and Charger (only) Wired, \$37.50; Kit, \$28.90. Model 906, Vibrator Checker (only) Wired, \$31.80; In Kit Form, \$17.05.

**NEW! Model 906A, Battery Eliminator Adaptor (for Transistor Radio Checking)**..... Wired, \$9.70

---

Yes, tell me more, send me—FREE—a detailed catalog of the complete EMC line. PE-6

NAME \_\_\_\_\_


STREET \_\_\_\_\_

CITY \_\_\_\_\_ STATE \_\_\_\_\_



Electronic Measurements Corp.  
 625 B'way • New York 12, N. Y.  
 Ex. Dept. 370 B'way, N. Y. 13

## DIGITAL COMPUTER KIT



Build 100-transistor computer circuits and work with them! All basic units can be built by you within few hours practice. Then connect them and operate as digital computer. The language is explained and projects included. You will receive 22 transistors; over 200 electrical parts. Priced at only \$59.50 plus postage. One dozen other computer kits are available.

### Courses:

**C14 COMPUTER MASTER.** 50 lessons plus projects (digital ohm meter, digital volt meter). Teaches analog computers, digital computers, language and circuitry. Diploma of Computer Master. . . \$22.50 down and then \$12.40 for six months.

**C15 ELECTRONICS.** teaches the principles of radio, television, computers, telemetering, radar and circuitry. 40 lessons and three textbooks. Diploma credited. . . \$22.50 down and then \$10.00 for five months. Other courses in our catalog.

**EBE Inc., 1015 Atkin Ave., Salt Lake City 6, Utah**

- Send transistor computer kit
- Enroll me in course...C14...C15
- Send free catalog

(Attach name and address)

## Shrinks Hemorrhoids New Way Without Surgery

Science Finds Healing Substance That  
Relieves Pain—Shrinks Hemorrhoids

For the first time science has found a new healing substance with the astonishing ability to shrink hemorrhoids and to relieve pain—without surgery.

In case after case, while gently relieving pain, actual reduction (shrinkage) took place.

Most amazing of all—results were so thorough that sufferers made astonishing statements like "Piles have ceased to be a problem!"

The secret is a new healing substance. (Bio-Dyne\*)—discovery of a world-famous research institute.

This substance is now available in *suppository or ointment form* under the name *Preparation H*.\* Ask for it at all drug counters—money-back guarantee. \*Reg. U. S. Pat. Office

## ENGINEERING DEGREES



**E.E. Option Electronics or Power**  
Earned Through **HOME STUDY**  
or Residence Work

5719-W Santa Monica Blvd.  
HOLLYWOOD 38, CALIFORNIA

Operating as a College of Engineering only at present.

## LEARN WHILE YOU SLEEP!



100 page fact-filled illustrated instruction book tells all. How to do it... what it costs... results obtained...plus hundreds of time-saving hints. Price \$2.00. Satisfaction guaranteed. Sleep-Learning Research Ass'n. P.O. Box 24F, Olympia, Washington.

knows; the decimal system is based on 10. But, look again. The number 352 is really  $3 \times 100$ , plus  $5 \times 10$ , plus  $2 \times 1$ . (Any number to the zero power is 1.)

The binary system in Table 2 is the same but powers of 2 are used rather than powers of 10. Thus, decimal 1 is binary 01 or  $0 \times 2^0$  (which is zero) plus  $1 \times 1$  or 1. Also this is  $0 \times 2^1$  plus  $1 \times 2^0$ . Decimal 3 is binary 11 or  $1 \times 2^1$  plus  $1 \times 2^0$  (or  $1 \times 2$  plus  $1 \times 1$  which is 3). In the same way, 4 is 100 ( $4+0+0$ ), 5 is 101 ( $4+0+1$ ), 6 is 110 ( $4+2+0$ ), 7 is 111 ( $4+2+1$ ), and 8 is 1000 ( $8+0+0+0$ ). From Table 2, decimal 10 is 1010 ( $8+0+2+0$ ), and 37 is 100101.

Digital computer "language" is usually a form of binary notation. In Fig. 7 are several stages of a transistorized computer. Each stage (A through E) is a transistor switching circuit which is either *on* (conducting) or *off* (non-conducting). A neon lamp is attached to each stage as a visual indicator. If decimal 20 is represented, stages C and E only are *on*, indicating 1's. All other stages are *off*, indicating 0's. In the same way, decimal 10 means that only stages B and D are *on*. If decimal 5 is represented, A and C are *on*, all others *off*.

Modular construction of computers is becoming increasingly significant. Since a digital computer performs many simple operations it is natural to expect that the basic circuits are repeated many times. A multivibrator with two states (a flip-flop) is a basic circuit.

There are disadvantages to a digital computer: the cost is high because a great number of small building blocks is required. There is a minimum size below which you just do *not* have a digital computer but, in effect, there is no minimum size for an analog machine. Digital computers are large, although desk-size for business and suitcase-size for airborne use are available. Usually, however, the digital computer tends to be larger than its analog counterpart.

**High Precision.** A digital computer is most useful when high precision is needed, several independent variables are required, and when the program or instructions have several "forks" or possible paths. It is also useful when the input is inherently present in digital form.

Speed is a characteristic of digital computers. Many can perform more than 10,000 operations in one second. But, this does *not* mean that a given problem is solved faster than on an analog computer, for the faster digital machine (in terms of individual operations) may have to do thousands of operations to arrive at an answer. Memory capacity is high in many digital computers: experimental memories can now store



1,000,000,000 digits. UNIVAC, for example, has a magnetic tape memory for 86,000,000 digits.

### THE HUMAN COMPUTER

A human is a computer, and our own methods of calculating resemble both digital and analog. When a child counts on his fingers, he is computing with digits. When you lead a target with a shotgun, you are doing an analog computation. If you lay out a problem on paper, you are preparing a program.

The computer operates very quickly—far more quickly than any human operator—but it requires instructions for each step. In a sense, a digital computer may be thought of as a very fast clerk of limited intelligence.

While the differences between the human brain and the electronic computer (size, reliability, input-output, and organization) are important, the similarities are even more striking. All of the following points are indications of these similarities:

**Arithmetic**—Both can perform the basic operation of addition and by derivation, subtraction (negative addition), multiplication (repeated addition) and division (repeated subtraction).

**Program**—Both can and do follow a fixed program, for problem solving and computing.

**Decisions**—Both can make decisions based upon the need for one or another course of action (a digital computer is good at this).

**Storage**—Both can store information and transfer information both into and out of storage. Note that the computer has a *completely erasable* memory (no human has this). Since the computer memory can be erased, the computer has no prejudice; it will never prejudge a problem.

Decimal Values	BINARY NOTATION					
	2 <sup>5</sup>	2 <sup>4</sup>	2 <sup>3</sup>	2 <sup>2</sup>	2 <sup>1</sup>	2 <sup>0</sup>
1					0	1
2					1	0
3					1	1
4				1	0	0
5				1	0	1
6				1	1	0
7				1	1	1
8			1	0	0	0
9			1	0	0	1
10			1	0	1	0
15			1	1	1	1
25		1	1	0	0	1
30		1	1	1	1	0
37	1	0	0	1	0	1

**Table 2.** Binary system is same as decimal system, but it uses powers of 2 rather than 10. See text.

June, 1958

## MASTER BASIC ELECTRICITY BASIC ELECTRONICS THE EASY "PICTURE BOOK" WAY!



**fabulous ILLUSTRATED  
Training Course  
now used by U.S. Navy**

**A Complete Idea on Every Page**

Here's how this easy, illustrated course works: *every page* covers one complete idea! There's *at least* one big illustration on that same page to explain it! What's more, an imaginary instructor stands figuratively at your elbow, doing "demonstrations" that make it even *easier* for you to understand. Then, at the end of every section, you'll find *review pages* that highlight the important topics you've just covered. You build a thorough, step-by-step knowledge at your own pace—as fast as *you yourself want to go!* Sponsored by the Navy to turn out trained technicians in record time, this modern course presents Basic Electricity and Basic Electronics in a simple way that *everyone* can grasp—regardless of previous education!

**10 Complete Volumes**

Volumes 1 and 2 of "Basic Electricity" cover DC components and circuits; Volumes 3 and 4 cover AC components and circuits; Volume 5 covers AC and DC motors and machinery. Volume 1 of "Basic Electronics" covers Diodes and Power Supplies; Vols. 2 and 3 cover Amplifiers and Oscillators; Vols. 4 and 5 cover Transmitters and Receivers.

**Home Study Without Correspondence**

This course is so *different*, so *complete*—there's *no need* for the usual letter writing, question and answer correspondence! Learn at home—at your own pace!

**An opportunity to check your knowledge**

Some people who have bought and read BASIC ELECTRICITY or BASIC ELECTRONICS may feel that they would like to check their knowledge. For these people, an arrangement covering an examination service has been made with the New York Technical Institute, the extension division of the New York Institute of Technology, a non-profit two year term college chartered by the New York State Board of Regents. This service is completely independent of John F. Rider Publishers, Inc., and is offered as a non-profit public service of the Institute. Write for details to N. Y. Technical Institute, 500 Pacific St., Brooklyn 17, N. Y.

**10 Day Examination — Money Back Guarantee**

Send today for these exciting new training courses — *you risk nothing!* When you receive the volumes, examine them in your own home for 10 full days. If, at the end of that time, you're not completely satisfied, simply return the books to us and we'll gladly *refund your full purchase price!* Total cost for either 5-volume course is only \$10.00! In Canada, prices approximately 5% higher.

**ORDER TODAY!**

These books are sold by electronics parts jobbers and book stores. If YOUR dealer doesn't have these books, mail this coupon to us!



**JOHN F. RIDER PUBLISHER, INC.**  
116 West 14th St., N.Y.C.

I have enclosed \$\_\_\_\_\_ Please send me

- 5-vol. Basic Electricity set @ \$10 set
- 5 vol. Basic Electronics set @ \$10 set
- Both sets. I understand I may return the books in 10 days, and receive a complete refund of the full purchase price if I am not satisfied. Add state or city sales tax where applicable.

Name \_\_\_\_\_

Address \_\_\_\_\_

City & State \_\_\_\_\_ PE-6

# In 106 cities—NO ADDRESS IS COMPLETE without a Postal Zone Number

The Post Office has divided 106 cities into postal delivery zones to speed mail delivery. Be sure to include zone number when writing to these cities; be sure to include **your** zone number in **your** return address—after the city, before the state.

**ORDER by MAIL and SAVE!**

## TV PICTURE TUBES

10BP4	\$ 7.95	16WP4	\$15.20	17TP4	\$19.30	21EP4	\$14.95
12LP4	8.95	16TP4	10.95	19AP4	19.30	21FP4	15.95
14B/CP4	9.95	17AVP4	15.20	20CP4	13.90	21WP4	17.30
16DP4	14.95	17BP4	10.95	20HP4	17.95	21YP4	15.95
16EP4	15.90	17CP4	17.00	21AP4	22.10	21ZP4	14.95
16GP4	15.90	17GP4	17.60	21ALP4	20.95	24CP4	23.95
16KP4	10.95	17HP4	13.60	21AMP4	19.95	24DP4	26.95
16LP4	10.95	17LP4	13.60	21ATP4	20.95	27EP4	39.95
16RP4	10.95	17QP4	11.95	21AUP4	20.95	27RP4	39.95

27"—6 month guarantee—all others 1 year. Aluminized Tubes \$5.00 more than above prices. These prices are determined to include the return of an acceptable similar tube under vacuum.

ALL PRICES FOB CHICAGO, ILLINOIS. Deposit required. when old tube is not returned, refundable at time of return. 25% deposit required on COD shipments. Old tubes must be returned prepaid. We ship anywhere.

WRITE FOR COMPLETE LIST.

— PICTURE TUBE OUTLET —

3032 MILWAUKEE AVE., CHICAGO 18, ILLINOIS  
Dickens 2-2048

Say You Saw It in  
**POPULAR ELECTRONICS**

## Kit Builder's Korner

(Continued from page 73)

enough room for the power and output transformer leads to be easily inserted in the grommets. With some wiggling and twisting of the leads, the job can be done, however, and things go smoothly thereafter.

**Special Features.** The last sections of the construction manual are devoted to detailed directions relating to the interconnection and operation of the UM-1 with several different c.w. transmitters. Among the transmitters with modifications listed are the Globe Chief 90 and 90A, the Knight 50-watt model, the Johnson Adventurer, and Heath's AT-1 and DX-20.

Output impedances of 500, 3000, 5000, 6500, 7500, 10,000 and 20,000 ohms are provided by the multi-tapped output transformer.

**Comment.** This unit's versatility is demonstrated by such features as provision for the use of a carbon, crystal or hi-Z dynamic microphone. A meter jack allows monitoring of cathode current. Output tubes used determine the output power available.

The comprehensive manual, the top-grade components and the well-designed circuit of the WRL modulator make it very attractive for any brass-pounder whose wrist is getting tired and who would like to exercise his vocal chords for a change.

—30—

## Transistor Topics

(Continued from page 78)

Any standard 4" to 8" PM loudspeaker having a 3-4 ohm voice coil can be used with the basic receiver circuit. The power supply battery (B1) can be a standard 6-volt lantern battery or four flashlight cells connected in series. S1 can be any s.p.s.t. toggle or slide switch.

In operation, r.f. signals are fed to the first and second direct-coupled stages which serve as r.f. detector and audio amplifier. Additional amplification is provided by the third and last stages. The common-emitter arrangement is used in all four stages. R2 serves as a feedback resistor and its connection to T1's secondary winding should be chosen experimentally; try connecting it first to one side of the secondary, then to the other, connecting the secondary's opposite terminal to circuit ground in each case. R1 serves as a "sensitivity" control.

**Triodes and Tetrodes.** I have received a number of letters and postcards from

readers who have somehow acquired transistors having *four terminal leads*. Assuming the transistors to be tetrodes, many readers have tried to use them in experimental circuits, and have had disappointing results.

There are *two* types of transistors that may be equipped with four leads. One is the familiar double-based junction tetrode, while the other is the relatively new high-frequency "drift" transistor. Although the drift transistor is basically a triode and has only *three* active terminals, some of these units are provided with an internal interelectrode shield brought out to a fourth terminal lead. The lead (or pin) spacing and arrangement of these four-terminal drift triodes may closely approximate that of common tetrodes.

Triode and tetrode transistors can be identified by their type number. If the type number's prefix starts with the numeral "2," the unit is a *triode*; if the prefix starts with a "3," it is a *tetrode*.

For example, RCA's new Type 2N544 is a *p-n-p* r.f. triode. It is a drift transistor with an alpha cutoff frequency of 30 mc. and a collector dissipation rating of 80 mw. (at 25° C). This unit is designed specifically for r.f. amplifier service. Although a triode transistor, the 2N544 has *four terminal leads*.

A typical tetrode is Texas Instruments' Type 3N25. This is a *p-n-p* double-base tetrode designed for use as an oscillator up to 250 mc. Like the drift triode, it has just four leads.

So, if you obtain a transistor having four leads, don't assume automatically that it is a tetrode—check the unit's type number. Typical tetrode and drift triode lead connections are identified in Fig. 4.

That does it for now. See you next month. . . .

Lou

## Wipe Out Record Scratch

(Continued from page 54)

to your amplifier or radio, then plug the record player pickup cable into the filter. If you have room in the record player, you might prefer to solder the two resistors and two capacitors directly to the back of the phono jack.

The resistors can be of any wattage—they only need to be small enough to fit inside the can. The capacitors can have any voltage rating, and can be mica, ceramic or paper.

If scratch is your problem, this filter is for you.

-30-

June, 1958

# you'll get VALUE plus DEPENDABILITY

with MOSLEY AMATEUR EQUIPMENT

### ◀ NEW! Mosley "Trap-Mobile"

Here is the ultimate in mobile operation! 3-Bands—10, 15 or 20 and... you change bands at the transmitter and receiver. No gadgets or relays! Radiating qualities are equal to 8' whip on each band. New anti-sway design and slim profile styling cuts wind resistance. Stainless steel construction and weather-proof traps provide lifetime beauty and service. Low SWR over full bandwidth.

model MA-3 \$19.95

### Mosley Trap-Vertical Antenna ▶

Automatic bandswitching on 10 thru 40 meters. Sturdily built with 61ST6 Aluminum element sections. Two weather sealed aluminum enclosed traps. Takes 1 kw and maintains an electrical quarter wave length over full width of each band. Only 20 ft. high. Comes complete with hardware, guyline and instructions. Requires no tuning!

model V-4-6 \$27.95

## Mosley Electronics, Inc.

8622 ST. CHARLES ROCK ROAD, ST. LOUIS 14, MISSOURI



Now offers you  
excellent


## POLICE-MARINE

reception from your car.

Converter tunes  
1.6-3.0 mc range,  
covers. . . . .

Municipal, County  
and State Police. .

Inter-ship and  
ship-to-shore  
telephone. . . . .



Marine weather. . . . .

Coast Guard. . . . .

Time signals. . . . .

Amateur (1.8-2.0 mcs)

Size: 3 1/2" H, 4" W, 4" D

Model #3163

## 29 50

Available at Your Marine or Electronics Distributor.

\*(Usable only on cars with 12 volt battery systems.)

## GONSET BURLINGAME CALIF.

DIVISION OF L.A. YOUNG SPRING & WIRE CORPORATION

115



## 60 NEW PROJECTS FOR "DO-IT-YOURSELFERS"

# in the NEW EDITION of the ELECTRONIC EXPERIMENTER'S HANDBOOK

**IMPORTANT NEWS!** The new 1958 Edition of the *Electronic Experimenter's Handbook* is now on sale. If you like to build useful, profitable electronic devices, pick up a copy of the new *Handbook* now. Last year's edition sold so fast many hobbyists, experimenters and students couldn't buy a copy . . . and this year's *Electronic Experimenter's Handbook* contains even more projects, more pictures, more guidance! Each device has been pre-tested and operated by readers of *Popular Electronics*. You'll find step-by-step instructions, hundreds of photos, drawings and unique "pictorial diagrams."

### 60 Devices . . . Nearly 200 pages . . . a Practical "File" of Electronics Ideas and Information

**FOR YOUR HI-FI.** Presence control. Hi-fi crossover. Filter. Electrostatic speaker system. Mixer equalizer. Spare amplifier. \$5 coax. Oval-Flex speaker enclosure. Junior hi-fi. Hardware store crossover.

**RECEIVERS.** Shirt pocket transistor superhet. Superegen unit. Miniature VHF ear. Junkbox BC receiver. Etched circuit two-tuber.

**FOR YOUR HOME.** Invisible light door opener. Picnic power amp. DC supply for AC/DC motors. Light-operated relay. Transistorized intercom. Radio intercom. Installing a back seat speaker.

**FOR YOUR DARKROOM.** Audio photometer. Transistor slave flash unit. Photographer's electric pencil. Light distributor. Darkroom timer. Enlarger exposure meter.

**FOR YOUR HAM SHACK.** Simple shortwave receiver. VHF explorer's receiver. 70-watt transmitter. Double your Heathkit AT-1 output. Code practice set. Antenna tuner. Transistor 10-meter receiver.

**FOR YOUR WORKSHOP.** Economy signal generator. Simple oscilloscope calibrator. Rejuvenator for dry cells. \$14 signal tracer. Transistor checker. Capaci meter. Low-cost multitester. Transistorized signal tracer. Buzzer-type power supply.

**FOR THE KIDS.** IQ tester. Electronic worm digger. Model spaceship. Game computer. Transistorized phonograph amplifier. Coin-operated oscillator.

**SPECIAL PROJECTS.** Solar battery experiments. Electronic anemometer. Varistrobe. Detectorscope. Simplified etched circuits. Car rattle locator. Simple burning tool.

# ON SALE NOW - Only \$1

Buy Your Copy Today at Your  
Newsstand or Radio Parts Store

ZIFF-DAVIS PUBLISHING COMPANY, 434 S. Wabash Ave., Chicago 5, Illinois.

## Among the Novice Hams

(Continued from page 87)

a question mark, it asks the corresponding question.

For example, *QTH* means: "My location (position) is \_\_\_\_." *QTH?* means: "What is your location (position)?" Thus, it is unnecessary to say: "My *QTH* is \_\_\_\_," or "What is your *QTH*?" The extra words add nothing to the meaning.

To use *Q* signals, you must either memorize them and their meanings or have a list of them available at your operating position. You have to memorize some of them (*QRK*, *QRM*, *QRT*, *QRX*, *QSA*, *QSY*,

### Q SIGNALS MOST USED BY AMATEURS

A question mark after the *Q* signal indicates that a question is intended

- QRG**—Will you indicate my exact frequency? Your exact frequency is . . . . .
- QRK**—What is the legibility of my signals (1 to 5)? The legibility of your signals is (1 to 5).
- QRL**—Are you busy? I am busy with . . . . . Please do not interfere.
- QRM**—Are you being interfered with? I am being interfered with.
- QRN**—Are you troubled with static? I am troubled with static.
- QRO**—Must I increase power? Increase power.
- QRP**—Must I decrease power? Decrease power.
- QRQ**—Must I send faster? Send faster (. . . . words per minute).
- QRS**—Must I send more slowly? Send more slowly (. . . . words per minute).
- QRT**—Must I stop transmitting? Stop transmitting.
- QRU**—Have you anything for me? I have nothing for you.
- QRX**—When will you call again? I will call you again at . . . . (on . . . . kc.).
- QRZ**—By whom am I being called? You are being called by . . . . .
- QSA**—What is the strength of my signals (1 to 5)? The strength of your signals is . . . . (1 to 5).
- QSB**—Does the strength of my signals vary? The strength of your signals varies.
- QSL**—Can you acknowledge receipt? I acknowledge receipt.
- QSO**—Can you communicate with . . . . directly (or through)? I can communicate with . . . . directly (or through . . . .).
- QSP**—Will you relay to . . . . free of charge? I will relay to . . . . .
- QSY**—Shall I change to . . . . kc. without changing the type of wave? Change to . . . . kc. without changing the type of wave.
- QSZ**—Shall I send each word or group twice? Send each word or group twice.
- QTC**—How many telegrams have you to send? I have . . . . telegrams to send.
- QTH**—What is your position (location) in latitude and longitude (or by any other indication)? My position (location) is . . . . in latitude and longitude (or by any other indication).
- QTR**—What is the exact time? The exact time is . . . . .
- QRRR**—Unofficial APRIL and SOS. (For emergency use only.)

and *QSZ*) in preparing for the General Class examinations, so you might as well use them. A list of the most used *Q* signals appears above; it should be helpful to you.

**Punctuation.** Most Novices use too much punctuation in their radio contacts. Punctuation marks are essential in any

June, 1958



FOR PATIOS, PORCHES  
TERRACES, LAWNS

NOW!  
ENJOY MUSIC  
OUT-OF-DOORS




with the new MODEL  
**UNIVERSITY MLC**

A complete high fidelity coaxial speaker system with separate low and high frequency drivers. Operates off your present phonograph, TV, radio, or high fidelity system.

Weatherproof . . . compact . . . easy-to-install. Exceptional uniformity of response; clean, highly efficient bass, natural highs. At an unusually low cost! \$32.70 user net.

See your high fidelity dealer today! Or for full information, write Desk A-5, University Loudspeakers, Inc., 80 South Kensico Ave., White Plains, N.Y.

LISTEN *University sounds better.* 



COYNE

TRAINS YOU  
IN SPARE TIME  
AT HOME

TELEVISION

RADIO-COLOR TV

Only from famous COYNE do you get this modern up-to-the-minute TV Home Training. Easy to follow. Step-by-Step instructions—fully illustrated with 2150 photos and diagrams. Not an old Radio Course with Television tacked on. Personal guidance by Coyne Staff. So practical you can quickly EARN MONEY IN A TV-RADIO SALES AND SERVICE BUSINESS—part time or full time. Not only FINEST TRAINING but COST 5 MUCH LESS—pay only for training—no costly "put together kits."

**SEND COUPON FOR FREE BOOK**  
SEND COUPON for Free Book and full details including EASY PAYMENT PLAN. NO COST OR OBLIGATION—NO SALESMAN WILL CALL.



B. W. COOKE, JR. President **COYNE ELECTRICAL SCHOOL** FOUNDED 1899

A TECHNICAL TRADE INSTITUTE OPERATED NOT FOR PROFIT  
500 S. Paulina Dept. A8-H2 Chicago 12, Illinois

B. W. COOKE, Jr., President  
COYNE ELECTRICAL SCHOOL  
500 So. Paulina St., Chicago 12, Ill., Dept. A8-H2

Send FREE Book and details of your Television Home Training offer.

Name . . . . .  
Address . . . . .  
City . . . . . State . . . . .

kind of formal writing, but they seldom do much for a radio contact—except slow it down. Experienced amateurs get by very well with just two punctuation marks: the double dash (— . . . —), and the question mark.

They use the double dash between sentences to indicate a change of subject and the question mark after Q signals and a few other signals to indicate a question. The question mark is also used in correcting an error and to emphasize an important or difficult word. When an operator realizes that he has made a mistake, he sends a question mark, repeats the last correctly sent word, and continues his transmission from that point. To emphasize a word, he may follow it with a question mark and then repeat the word.

**Precautions.** Obviously, the reason for using abbreviations on the air is to save time. But they waste time if the other fellow does not know what they mean. If in doubt, avoid them. Also, abbreviations should *not* be used in formal messages to be relayed by other stations to their destinations. The chance of errors creeping in is too great.

Let me point out, too, that the FCC prohibits the use of secret codes and ciphers by amateurs. This does not apply to

Q signals or abbreviations such as those described above, but it prohibits you from using your own secret code on the air.

Abbreviations and Q signals were designed primarily for c.w. (code) operation; therefore, they are not very satisfactory for phone work. They seldom save time or do as good a job of getting your thoughts across as plain English does. However, most amateurs feel that an occasional c.w. term sprinkled in their phone contacts brings out their flavor, like salt on tomatoes. One reason for this is that a few of them have acquired a special meaning of their own. For example, most amateurs agree that there is a suitable difference between the meaning of DX and just plain *distance*.

### News and Views

**Bruce, VE3CLU**, runs 35 watts to a "surplus" ATR-11 transmitter which feeds a 135' antenna. He operates mostly on 80-meter c.w. and has racked up 15 states—10 confirmed—in three weeks on the air. Bruce also operates on 6 and 2 meters, but he did not mention what he uses on those bands. He offers to help others obtain their licenses.

**Charles, W3INW/WN3INW**, runs 26 watts to a home-built transmitter on 40 meters to feed a 40-meter folded-dipole antenna. He has made about 20 contacts in a month on the air. Charles receives with a Halli-

# Name your own

## 7 WONDERS OF THE WORLD

### and visit them all FREE VIA TWA

TRANS WORLD AIRLINES  
U.S.A. • EUROPE • AFRICA • ASIA



Just list any 7 places, people, or events *in the world* that you would most like to visit and photograph, and you can win this fabulous contest!

TWA-TRANS WORLD AIRLINES will fly you to the 7 world wonders of your choice in luxurious comfort aboard a JETSTREAM\* airliner!

AMERICAN EXPRESS will make all arrangements for first class accommodations through its worldwide Travel Service! Your expenses will be covered by safe, convenient, AMERICAN EXPRESS Travelers Cheques, spendable everywhere!



POPULAR PHOTOGRAPHY magazine will reveal how you can win...in the July issue.

### Read complete details in July POPULAR PHOTOGRAPHY...on sale June 3

\*Jetstream is a service mark owned exclusively by TWA.

crafters S-40A and an S-38; his best DX is Cuba. He has an HT-9 transmitter and HT-18 VFO waiting for the day he gets his General Class license, but he needs a little help with his code speed.

**Jackie, KN4QXE/K4QXE**, started with a 25-watt, home-built transmitter to feed a 20'-high dipole antenna through a home-built antenna tuner. He has now graduated to a Knight transmitter at 60 watts, and he receives on a Heathkit AR-3. With this equipment, in five months on the air, Jackie has

**QRRR!**

There were about five inches of snow on the ground when **Jack, KN2KSL**, and **Bob, K2ZSQ**, both 14 and Senior Patrol Leaders of Troop #38, Rahway, N. J., and about 15 other scouts arrived at Camp Winnebago, Marcella, N. J., on February 15 for an "overnight." In the two hours it took to put up a "long-wire" antenna and tune up their Harvey-Wells TBS-50 transmitter, another ten inches of snow had fallen. It snowed all that night and all day Sunday. Their only contact with the outside world was through **KN2KSL/2** and **K2ZSQ/2**.

**Dick, K2PHR**, took the first message notifying the scouts' parents that they were safe but snowed in. He stood by all that Sunday, handling many messages and keeping the local newspapers and radio stations informed. On Monday morning, it was 6° below zero, and still snowing. The scouts' water supply was exhausted, fuel was low, and food was being rationed. **John, K2ZHK**, was worked every hour starting at 8:00 a.m. He reported that if the snow plow did not break through to the camp by afternoon, a helicopter would drop supplies to them.

The plow did break through, and, soon afterwards, it stopped snowing, leaving 5½ feet of snow on the ground. But their troubles were not over. It was impossible to dig a single car out of the snow. Word was flashed to **K2ZHK** to notify everyone concerned that the scouts would have to spend another night in camp. On Tuesday, after hours of digging, one car was dug out and started, and by 4:00 p.m. the last scout was evacuated after the longest and most exciting "overnight" any of them had ever experienced.

**Bob and Jack** say: "If it had not been for the help of **K2PHR** and **K2ZHK**, we would probably still be in the camp. We also want to thank **K2QNI**, **K2DQU**, **K2QWF**, **W2FSL**, **W2QYW** and the other hams who helped us."

worked 43 states, all confirmed, and Brazil, Puerto Rico, Peru, and Canada on 40 and 15 meters, making 400 contacts and getting 328 QSL cards in the process. . . . **Orrin, KN9KEJ**, did not impress anyone with the strength of his signals with his original 10-watt transmitter. So he graduated to a converted ARC-5 running 50 watts. He has tried a variety of antennas—including a short "long wire," an in-and-out doublet, which was half in the house and half outside, and a non-radiating dipole (?) to amass a total of 15 states in five months. But watch his total

June, 1958

**INFRARED SNIPERSCOPE TELESCOPE and PARTS**

See in the dark—without being observed. War surplus Sniperscope M-2. Gov't cost about \$1200. Used for industrial plant security; research lab experiments; infrared photography; spectroscopy, etc. Instrument complete, ready to use. Includes Power Pack, infrared light source. Will operate from 6 V auto battery. Battery or transformer available.



Stock No. 85,053-DZ..... **\$150.00**

Shipping weight approx. 12 lbs., f.o.b. Barrington, N. J. Order by stock No.—Send check or M.O.—money-back guarantee!

Save still more money! Build your own Sniperscope! We will furnish instructions—parts, including: Power Packs, 1P25A image tubes, light units, filters, etc. For details—request FREE Catalog "DZ."

**SPECIAL! INFRARED 1P25A IMAGE TUBE**

Stock No. 70,127-DZ..... **\$9.95 pspdp.**

Order by stock No.—Send check or M.O.—money-back guarantee!

**COLOR TV TUBESCOPE**

Save time, effort in alignment of color dot pattern. Stock No. 50,139-DZ..... **22 power.....\$24.50 pspdp.**


Order by stock No.—Send check or M.O.—money-back guarantee!

**WRITE FOR FREE CATALOG "DZ"!**

Complete Line of Astronomical Telescope Parts and Assembled Telescopes, Satellitescopes. Also huge selections of lenses, prisms, war surplus optical instruments, parts, and accessories. Telescopes, microscopes, binoculars, etc. Request Catalog "DZ"!

ORDER BY STOCK NUMBER. SEND CHECK OR MONEY ORDER. SATISFACTION GUARANTEED!  
**EDMUND SCIENTIFIC CO., BARRINGTON, N. J.**

**A BOX IS NOT A MUSICAL INSTRUMENT!**



No skilled musical instrument maker, including even those in aboriginal tribes, has ever found a rectangular box satisfactory. IN SPITE OF THIS, today many HI-FI speaker systems proclaim the ultimate in high fidelity, yet they employ nothing more than the most elementary boxes to perform the complicated function of transforming the vibrations of the loudspeaker into sound.

In the **KARLSON PATENTED® ENCLOSURES**, specially curved internal and external structures are used to provide you with the highest performance capabilities available in the industry today. Actually the Karlson Enclosure is one of the most fabulous musical instruments ever created and is capable of reproducing every sound from a baby's breath to the mighty roar of thunder. After long and rigorous tests, we know definitely that

the Karlson Enclosure can outperform all other units now available on the market at any price.

Despite their fantastic performance characteristics these units are available to you in 20 different models in KIT, UNFINISHED AND FINISHED FORMS, at prices you can afford, ranging from \$18.60 to \$174.00.

SEND FOR OUR COMPLETE CATALOG TODAY AND LEARN HOW THE KARLSON ENCLOSURE CAN BE FITTED TO YOUR SPECIFIC NEEDS.

\*PAT. = 2,816,619.

**KARLSON ASSOCIATES, INC., Dept. PE8**  
1610 Neck Road  
Brooklyn 29, N. Y.

Please send catalog.

Name .....

Address .....

City ..... State .....

# POPULAR ELECTRONICS HAS A BUYER FOR YOUR USED EQUIPMENT

If you have equipment, components, or parts to sell, look to the classified columns of POPULAR ELECTRONICS for fast results.

Your message, placed in our classified columns, will be read by more than 265,000 electronics fans. Best of all, your classified ad need cost you no more than \$5.00.

For further information, write:

Martin Lincoln  
POPULAR ELECTRONICS  
One Park Avenue  
New York 16, N. Y.

**NEW MAGIC RADIO WALKIE TALKIE!**  
YOUR OWN POCKET SIZE RADIO STATION!  
BROADCASTS TO ANY HOME OR CAR RADIO WITHOUT WIRES OR HOOKUPS! Wt. only 5 oz. Size (1 3/4 x 2 1/4 x 1 3/4"). Built-in telescoping antenna. Powerful Transmitter—square wave microtones. Frequency setter, break-in switch! Runs on weeks on self-contained flashlight batteries. Durable plastic case. With this Radio Talkie you CAN TALK TO YOUR FRIENDS UP TO A BLOCK OR MORE AWAY! Talk up to 1 mile or more between two auto-tuned INSTANT OPERATION! Just push button to talk! No license needed. Uses inductive field magnetic radiation. Useful and real fun in a million ways. GUARANTEED TO WORK. 1 YEAR SERVICE GUARANTEE.  
SEND ONLY \$3.00. (cash, ck, mol and pay post-man \$9.99 COD postage or send \$13.99 for prepaid delivery. COMPLETE READY TO OPERATE with instructions and hundreds of ways and tricks for broadcasts thru any radio you desire. Price may go up soon so get your NEW POWERFUL RADIO WALKIE TALKIE NOW. Available only from:  
WESTERN RADIO Dept. REL-6, KEARNEY, NEBR.




**GERMAN 6-SHOT AUTOMATIC REPEATER —22 CAL.**  
• Blank Cartridges • Latest Model  
• No Permit Required • Fully Automatic  
Self ejecting clip. Firing spring adjustable! Precision made by the Finest West German Gunsmiths—Wonderful for sporting events, theatrical performances, to scare would-be attackers, etc. 4" long, perfectly balanced. Sold on a money back guarantee (not available to residents of Calif. or N.Y.)—Send \$6.95 Cash, check or Money order to:  
BEST VALUES COMPANY, Dept. G-108, 403 Market St., Newark, N. J.



\$6.95 (Post Paid)

**EASY TO LEARN CODE**  
Learn or increase speed with an Instructograph—The Radio-Telegraph Code Teacher that takes the place of an operator-instructor and enables anyone to master code without further assistance. Available tapes from beginners' alphabets to typical messages on all subjects. Speed range 5 to 40 WPM. Always ready—no QRX. Thousands have "acquired the code" with the Instructograph System. Write today for convenient rental and purchase plans.  
INSTRUCTOGRAPH COMPANY  
4713-F Sheridan Road, Chicago 40, Illinois



**ENGINEERING DEGREE IN 27 MONTHS**  
INDIANA TECHNICAL COLLEGE  
B.S. Degree. Aero., Chem., Civil, Elec., Mech. & Electronic Eng. (inc. Radio, TV). 36 month B.S. degree in Math., Chem., Physics. Prep courses. Demand for grads. Spacious campus, 20 bldgs., dorms, Auditorium, gym, Low rate. Earn board. G.I. approved. Enter June, Sept., Dec., March. Catalog. 2368 E. Washington Boulevard Fort Wayne 2, Indiana  
Keeping pace with progress

climb now—Dave, K9JEJ, has just presented his old "all-band" vertical antenna to Orrin!

Pete Humprey, Jr. (16), 912 1/2 W. Long St., Orlando, Fla., thinks that most prospective amateurs study the code in the wrong manner; he has devised a Novice course of his own, which he offers free of charge. If interested, I suggest that you include a stamped envelope with your request. . . . Ken, K6TWT, now in his second year as a General, advises new Novices to avoid quick, easy contacts. By carrying on regular conversations, he says, your code speed will improve, and you will make a lot of friends. Besides, you will find out how much fun the code really is. . . . Bill, KN1DDR, has worked 23 states, 21 confirmed, with his WRL Globe Chief transmitter feeding a dipole antenna. He receives with an S-38 receiver. Bill hopes that his General license is on its way. He and other Novice W1's and W2's are planning a 40-meter phone net on Saturday mornings when they get their General tickets. Write to KN1DDR if interested.

Ed "Red" Skelton expects to have his Novice license soon. He receives with a S-38 which he retrieved from the city dump, where it had been under salt water for several weeks! It worked fine after being dried out! . . . Steve, KN3BVV, feeds his Johnson Adventurer transmitter into a 40-meter folded dipole via a pair of balun coils. Although only 18' high, this antenna has pushed a signal into 39 states, Puerto Rico, Guantanamo Bay, Panama Canal Zone, Chile, Canada, and Alaska. Steve receives on a Hallicrafters SX-99. He

**FOR PROSPECTIVE NOVICES**  
The Study Guide For Novice Class Amateur Radio License is a booklet that backs up its title. Its 30 pages tell what amateur radio is and how to obtain a Novice license. It gives practice questions and answers to help you prepare for the examination, and tells how to learn code. Also included is a "practice" exam to enable you to decide when you are ready for the official test. At 25 cents a copy, this study guide is a bargain for any prospective Novice. It's available from World Radio Laboratories, 3415 West Broadway, Council Bluffs, Iowa.

was just given a 45' steel tower on which he plans to erect a tri-band beam when his General Class license comes through.

Contributors to News and Views: Bruce McLellan, VE3CLU, 31 Dorking Cres., Downsview, Ontario, Canada; Charles H. Emely, WN3INW/W3INW (14), 711 E. Clearfield St., Philadelphia 34, Pa.; Bob Brown, K2ZSQ, 67 Russell Ave., Rahway, N. J.; Jack Felver, KN2KSL, 814 Broad St., Rahway, N. J.; Jackie Edwards, KN4QXE/K4QXE (15), 220 Luckie St., Cartersville, Ga.; Orrin Brand, KN9KEJ (15), 4713 No. Central Park Ave., Chicago 25, Ill.; Ken Farr, K6TWT, 110 Baxter St., Vallejo, Calif.; Bill, KN1DDR, 210 Oberlin Rd., Hamden 14, Conn.; Ed Skelton (47), 137 Church St., Freeport, L. I., N. Y.; Steve Swaim, KN3BVV (16), 363 Fox Chapel Rd., Pittsburgh 38, Pa.



Why don't you tell us about your experiences on the air? Include a picture of yourself and your equipment if you have one available.

Until next month, 73.

Herb, W9EGQ



## Short-Wave Report

(Continued from page 82)

The following is a compilation of current reports. All times shown are EST and the 24-hour system is used. Although reports are correct at time of compilation, we cannot be responsible for late changes made by stations with little or no advance notice.

**Algeria**—Radio Algerie, Algiers, has been noted on a new 11,835-kc. outlet at 1500-1645 in French. (100)

**Antigua**—R. Antigua, St. Johns, is reported operating on 3255 kc. on Mondays and Wednesdays at 0530-0600 and on Fridays at 0500-0600 in Eng. (349) Has anyone heard this one yet? (Ed.)

**Argentina**—The new schedule for R. Nacional, LRA, Buenos Aires, 9690 kc., reads as follows: 1600-1630, Spanish; 1630-1700, French; 1700-1730, Portuguese; 1730-1800, German; 1800-1830, Italian; 1830-1900, English; 2300-2330, Spanish to N.A.; 2330-0000, English to N.A. (AN)

**Austria**—OEI22, Osterreichische Rundfunk, Vienna, 7245 kc., is noted in the East at 2300-2345, although not often due to heavy QRM. It is also reported in the Western area at 0430-0530 with an English xmsn. (349, 398)

**Brazil**—Radio Rio Mar, Manaus, 9695 kc.. is a new station noted from 1800 to 2000 s/off in Portuguese language. ID is with three gongs. (100, 420)

**Burma**—The Burma B/C Service, Rangoon, is now on 7117 kc. with the second of their new 50-kw. xmtrs, and is heard around 0700 in the Home Service, dual to 11,765 kc. Eng. news is carried daily from 1000 to 1015. (MEC, 28, 100)

**Cambodia**—Radiodiffusion Nationale Khmere, Phnompanh, 6090 kc., has been noted in Cyprus from 0800 to 0902 s/off. French news is heard at 0800-0815; remainder is classical music from 0820 to 0830 and popular Western music to close. ID is given in French and Cambodian. (MEC)

**Canada**—Radio Canada has opened a new xmsn to the Caribbean area on CKUS, 15,105 kc., at 1645-1705 in French and at 1705-1740 in English. This is dual to CKNC, 17,820 kc. Eng. is broadcast to the USA at 2000-2040 on CKLX, 15,190 kc., and CHLR, 9710 kc. (JG, 192, 242, 378, 401)

**Ceylon**—The Commercial Service of R. Ceylan is widely noted on 15,265 kc. at 2030-2130 with pop music, at 2100-2110 with news relay from the BBC. The 15,120-kc. outlet is heard at 1400-1600 with "Music USA;" 9520 kc. carries a quiz show at 1000-1100. These programs are all English. (11, 286, 348)

**China**—English services from R. Peking are as follows: 2045-2115 to Eastern N. A. on 9665 and 11,820 kc.; 2200-2230 to Western N. A. on 15,115 and 17,745 kc.; 0730-0800 to S. E. Asia

June, 1958

# COMPLETE TRAINING IN MODERN SERVICING



Helps you repair any Radio or TV ever made!

## RADIO & TV TROUBLESHOOTING AND REPAIR

by Ghirardi and Johnson is a complete, easily understood 826-page guide to modern professional service methods. Every phase of radio and television service—from circuits to components—is fully explained. You learn to locate troubles quickly. Then you learn to fix them fast and right. Tough jobs like realignment are explained so you can really understand them. Shows what instruments to use—how to use them. Step by step troubleshooting charts save you loads of time. Helps you "brush up" on specific jobs; develop better methods and short cuts; or to find quick answers to any service procedure that "stumps" you. Over 400 pictures, diagrams and charts make things doubly clear. Practice from it for 10 days at our RISK!

### 10 DAY FREE EXAMINATION

Dept. PE-68, RINEHART & CO., Inc.  
232 Madison Avenue, New York 16, N. Y.

Send Radio & TV TROUBLESHOOTING AND REPAIR HANDBOOK for 10-day examination. If I decide to keep book, I will then send \$7.50 plus postage. Otherwise, I will return book promptly and owe you nothing. (SAVE!) Send \$7.50 with order and we pay postage. Same 10-day return privilege with money refunded.)

Name .....

Address .....

City, Zone, State .....

OUTSIDE U. S. A.—Price \$8.00 cash with order only. Money back if you return book in 10 days.

## SONIC REALISM

NOW AVAILABLE AT LOW COST

ULTRON COMPANY'S NEW  
REVERBERATION UNIT  
PROVIDES STEREO EFFECT  
FROM SINGLE SOURCE OF  
PROGRAM MATERIAL.



AT LAST . . .

The high price of realistic sound reproduction can be materially reduced through application of the Model U-2 Reverberation Unit now being produced by Ultron Company. By taking advantage of basic natural principles, this unit makes possible the much sought-after illusion of presence without requiring two sources of program generation. Music acquires a depth and sparkle unknown to those accustomed to a so-called monaural sound system.

### WORKS WITH ANY SYSTEM

The Ultron reverberation unit is adaptable to any existing sound system. The unit simply hooks in between the output of the basic amplifier and the input of an auxiliary amplifier and speaker combination. In fact, any ordinary radio having a "phone" jack can be used as the auxiliary equipment. If optimum fidelity is not required, hook-up is a simple matter covered in full by installation instructions accompanying each unit. If unit does not perform as specified, it may be returned within ten days of receipt for refund of purchase price subject to inspection to assure undamaged condition.

ORDER NOW!

OR SEND FOR FURTHER INFORMATION

### ULTRON COMPANY

Dept. P-3, 7943 Haskell Ave., Van Nuys, Calif.

- Send FREE descriptive folder with no obligation.
- Send . . . . . U-2 Units @ \$18.75 (Calif. residents add 4% sales tax).
- C.O.D.  Postpaid (check enclosed).

NAME .....

ADDRESS .....

# 1,000,000.00 CASH


**CONFEDERATE MONEY ONLY \$2.98**

Be a deep-south millionaire with money to burn. You can do everything with this money except spend it. A million bucks in \$10's, \$20's, \$50's, etc. Authentic reproduction of genuine Confederate money plus bonus bills. Light your cigarettes or cigars with a ten-spot. You get a million for \$2.98 or four million for \$10, postpaid.



**BEST VALUES CO., Dept. M-394, 403 Market St., Newark, N. J.**

## YOUR COPIES OF POPULAR ELECTRONICS ARE VALUABLE



**KEEP THEM NEAT . . . CLEAN . . . READY FOR INSTANT REFERENCE!**

Now you can keep a year's copies of POPULAR ELECTRONICS in a rich-looking leatherette file that makes it easy to locate any issue for ready reference.

Specially designed for POPULAR ELECTRONICS, this handy file—with its distinctive, washable Kivar cover and 16-carat gold leaf lettering—not only looks good but keeps every issue neat, clean and orderly.

So don't risk tearing and soiling your copies of POPULAR ELECTRONICS — always a ready source of valuable information. Order several of these POPULAR ELECTRONICS volume files today. They are \$2.50 each, postpaid—3 for \$7.00, or 6 for \$13.00. Satisfaction guaranteed, or your money back. Order direct from:

**JESSE JONES BOX CORP., DEPT. PE**  
Box 5120, Philadelphia 41, Pa. (Established 1843)

### "Dial Telephone"

Standard, modern, attractive Dial Telephone. Use for extension to main line or private systems. Use several for complete private systems. Units self-contained with dial, ringer, ind. coil, condenser, and neoprene cords. Govt. Cost \$32.50

**SALE \$8.50 ea.** slightly used.

Terms—Guaranteed, working order. C.O.D. or check with order.

**Bohnsack Equipment Co.** Dept. PE 1  
Germantown, New York



on 11,820 and 15,095 kc.; 0400-0500 to Australia and N. Z. on 15,060 and 17,835 kc.; 1000-1030 to India and Pakistan on 9700 and 11,805 kc.; 1400-1430 to N. Africa, Middle and Near East on 9510 and 11,945 kc.; and 1430-1500 and 1630-1700 to Western Europe on 7080 and 9460 kc. (11, 348)

**Columbia**—HJGC, R. Sutatenza, Bogota. 5075 kc., is heard well from 1900 to 2210 s/off

### Useful Books

*Better Shortwave Reception*, by William I. Orr, W6SAI, covers many phases of the hobby not usually treated elsewhere—how to choose equipment, check alignment, etc. It is available from Radio Publications, 555 Crestline Drive, Los Angeles 49, Calif., for \$2.85. (This book was reviewed in the January "POP"tronics Bookshelf.)

The International Shortwave Club, Dept. FR, 100 Adams Gardens Estates, London, SE 16, England, has published a *Yearbook* including country prefixes, mileages, time conversion, addresses of stations, and QSL Bureaus of the world. Price is \$1.25 in the USA and Canada, with a special discount of 10% for ISWC members.

with American pop records, classical music, and news in Spanish. (61, 190, 396, 420)

A new station is HJBJ, R. *Quibdo, La Voz del Choco*, Quibdo, and is tuned on 5043 kc. irregularly at 1900-2200. (100)

**Costa Rica**—TIFC, San Jose, 9647 kc., has an Eng. religious program at 2300-0000. This is in dual with 6037 kc. (not often heard). (SH, 338, 349)

TIHBG, San Jose, 6006 kc., formerly R. *Cristal*, now announces as *Radio Reloj*. It was noted at 1900-0000. (100)

TIGG, R. *Excelsior*, San Jose, 6075 kc., made a rare appearance around 2130 kc. (420)

**Dominican Republic**—New stations include: HI2S, *Onda Musical*, Ciudad Trujillo, 3345 kc., heard irregularly at 2230-2300; HI2D, *Radio Hit Musical*, 3391 kc., heard fairly well at 1900-2300; HI1N, *La Voz de la Reeleccion*, formerly on 6050 kc. and inactive for some time, now on 3530 kc. and noted at 1900-2200. HI2D and HI1N are in Santiago de los Caballeros. (100)

**Egypt**—United Arab Broadcasting Service, Cairo, is widely heard on 11,991 kc. at 1400-1500 in Arabic and at 1600-1700 with Eng. news, pop music, some requests. The 17,915-kc. outlet is noted with Eng. news and pop music at 0830-0930. (PG, HJ, TM, 59, 61, 190, 226, 277, 349, 365)

**France**—See item under "Haiti."

**French Guinea**—R. *Conakry*, 4910 kc., opens at 0130, closes at 0230 with "La Marseillaise." Most amnts are in French, with French music and news. (28, 61, 396)

**Haiti**—Your Editor continues to receive numerous reports of *Radio Paris* on approximately 9480 kc. with the program "Paris Star Time." This is a recorded program that is broadcast over stations in other countries. The station from which this program originates, usually on Sundays at 1830, is 4VC, R. *Commerce*, Port-au-Prince, 9485 kc., and not Paris.

**Honduras**—What may be a new outlet is

Always say you saw it in—POPULAR ELECTRONICS

HRCM, location unknown, on 6030 kc. Noted at 2300, this one could do with some further checking. (420)

**Hungary**—Budapest operates to N. A. in Eng. at 1900-2000 and 2200-2330 on 9833, 7220 and 6195 kc. On Tuesdays there is a special program for hams and DX'ers in Eng. at 1930-2000. A new xmsn to S. E. Asia at 0730-0830 on 7472 and 6198 kc. has been reported. (RB, JE, 196, 386)

**Japan**—Radio Japan, Tokyo, can be heard at 1800-1900 in Eng. to Eastern N. A. on 11,705 and 9525 kc., and at 0000-0100 to Western N. A. on 11,705 and 15,325 kc. The last 10 minutes is in Japanese. (223, 226)

**Luxembourg**—R. Luxembourg, Junglinster, is noted on 6090 kc., s/on at 0027 with an eight-note melody IS, ID at 0030 with popular European music to 0145 and news to 0200. This is in the European service. (JG)


**Malaya**—Radio Malaya, Singapore, was noted and confirmed on a new 9545-kc. channel with English at 0630 followed by music. (377, 400)

**Mexico**—A new station is XECMT, Ciudad El Mante, 6090 kc., heard from 1900 to 2100 s/off, relaying m.w. outlet XECM. They seem to feature L.A. and N.A. records and frequent ID. (100, 420)

**Mozambique**—Lourenco Marques, 4945 kc., has pop records, some Westerns, and requests at 2315-0000 with anmts in English and Portuguese. (226)

**Nepal**—Radio Nepal, Kathmandu, 7100 kc., is back on the air, presumably with a used 20-kw. xmtr purchased from Brazil. It is noted in Cyprus as early as 0635; world and local news in Nepali at 0730-0745; world news in

## NOW—faster, easier ball-bearing drive for GREENLEE chassis punches



New GREENLEE Ball-Bearing Drive Nuts and Drive Screws reduce friction and make it easier than ever to cut smooth, accurate holes with GREENLEE No. 730 round Radio Chassis Punches. The new faster drives are available for all round-type GREENLEE Punches sizes 11/16" through 2-25/32". Operate with ordinary wrench for quick socket openings etc. in metal, bakelite, or hard rubber.



**GREENLEE TOOL CO.**  
2386 Columbia Avenue  
Rockford, Illinois

### SHORT-WAVE ABBREVIATIONS

anmt—Announcement  
BBC—British Broadcasting Corporation  
B/C—Broadcasting  
Eng.—English  
ID—Identification  
IS—Interval signal  
kc.—Kilocycles  
kw.—Kilowatts  
L.A.—Latin America(n)  
m.w.—Medium wave  
N.A.—North America(n)  
QRM—Station interference  
QSL—Verification  
R.—Radio  
s/off—Sign-off  
xmsn—Transmission from station  
xmtr—Transmitter used by station

Eng. at 0745-0750. Off the air promptly at 0750, this station is believed to be operating on Wednesdays only. (MEC)

**Nicaragua**—YNEQ, *Voz de la Victoria*, Managua, 6065 kc., has shown up at 2255 to 2300 s/off at strong level. It is rarely heard. (420)

**Nigeria**—The Nigerian B/C Corp. operates from Kaduna on 3326 kc., opening at 0200 with a news relay from the BBC, and from Lagos on 4990 kc., as a dual station. (DR)

**North Vietnam**—The *Voice of North Vietnam*, Hanoi, is noted at 1010-1029 with Eng. from 1015. This is usually heavily QRM'ed by teletype stations. (396)

**Poland**—R. Warsaw carries this schedule  
(Continued on page 126)

**NOW Science**  
shows you how to  
*Learn by "EAR"*

*ladies & gentlemen...*

### NOW YOU CAN LEARN AWAKE AND ASLEEP

Now, at last, science gives you an easy shortcut to learning. With this amazing new tool, you "start" to learn while awake—then the university-tested Dormiphone takes over, continues the learning process for you while you go off to sleep. Do you want to learn a language—Memorize a speech or an array of important facts, figures, formulae—Correct your speech—Break bad habits? The Dormiphone SAVES YOUR TIME—EFFORT. So simple to use, children benefit—so helpful and practical it is used by scientists, educators, psychologists, people of all ages, occupations. Find out how the Dormiphone works for you. Write for FREE Book or call for FREE DEMONSTRATION—Get the Scientific Evidence Today.

**MODERNOPHONE, INC.** Circle 7-0830  
292-068 Radio City, N. Y. 20, N. Y.

Gentlemen: Please send me your FREE Book. I am interested in learning more about the DORMIPHONE and what it can do for me. No obligation—no salesman will call.

NAME .....

ADDRESS .....

CITY ..... ZONE ..... STATE .....

My main interest in Dormiphones is for:

( ) Language Learning ( ) Speech Improvement  
( ) Memorization ( ) Sleep Inducement  
( ) Habit Correction ( ) School or College Work

# INDEX

## TO VOLUME 8

### Jan.-June, 1958

#### AMATEUR RADIO AND SWL

Antenna Saves Space, Single-Stick (Orr).....	60 May
Bargain Power for Your Transmitter (Mobus).....	85 Apr.
Converter, Listen to Satellites with 108-mc. (Orr & Stoner).....	41 Apr.
Dial Setter, Inexpensive (Murray).....	51 Jan.
DX with a D-Q (Orr).....	65 Jan.
German Radios—How Good Are They? (Fante).....	55 Feb.
IGY, Electronics and (Bienstock).....	41 Mar.
International Television DX'ing.....	70 Jan.
Short-Wave "Two-Lunger," Protect the (Stoner).....	68 May
The Lady is a Ham (Hoover).....	47 Apr.
Transistor Portables for the SWL.....	74 Apr.
Transmitter, Card File (Smith).....	77 May
Trap Those Unwanted Stations (Garner).....	51 Feb.
VIP's are Hams Too! (Williams).....	45 Mar.

#### BOOK REVIEWS

Atomic Energy Facts (U. S. Atomic Energy Commission).....	38 Feb.
Basic Electricity (Turner).....	32 Mar.
Better Shortwave Reception (Orr).....	28 Jan.
Commercial Radio Operator's License Guide, Elements 1 and 2 (Schwartz).....	18 Apr.
Commercial Radio Operator's License Guide, Element 3 (Schwartz).....	30 June
Glossary of Terms in Nuclear Science and Technology (ASME).....	28 Jan.
How and Why of High Fidelity (Sleeper).....	34 Feb.
Industrial Electronics Handbook (Kretzmann).....	26 May
International Dictionary of Physics and Elec- tronics (Van Nostrand Co.).....	34 Feb.
Marine Radiotelephone Permit Q & A Manual —3rd Class Operator (Kauffman).....	34 Feb.
Most Often Needed 1958 Television Servicing Information (Beitman).....	26 May
Principles of Electrical Measurements (Buck- ingham & Price).....	18 Apr.
Radio Amateur's Handbook (A.R.R.L.).....	30 June
Receiving Aerial Systems (Davidson).....	32 Mar.
Receiving Tube Substitution Guidebook— Third Supplement (Middleton).....	38 Feb.
1958 Test Equipment Annual (Howard W. Sams & Co.).....	18 Apr.
TV and Radio Tube Troubles (Heller).....	30 June
TV Tube Substitution and Trouble Chaser Chart (Cisin).....	20 Apr.
Ultra High Frequency Performance of Re- ceiving Tubes (Benham & Harris).....	26 May
Van Nostrand's Scientific Encyclopedia— Third Edition (Van Nostrand Co.).....	30 June

#### CONSTRUCTION PROJECTS

Antenna Saves Space, Single-Stick (Orr).....	61 May
Arm, Make Your Own (Holzer).....	73 May
Bullets of Light, Check Your Marksmanship with (Winklepleck).....	37 May
Chassis Layout, Simplifying (Watson).....	64 June
Commuter's Private Ear (Doherty).....	79 Feb.
Conelrad Your Home (Chapel).....	58 Feb.
"Conversation Piece" (Doherty).....	63 Mar.

Converter, Listen to Satellites with 108-mc. (Orr & Stoner).....	41 Apr.
Debicon, Win at NIM with (Pollack).....	37 Jan.
Dial Setter, Inexpensive (Murray).....	51 Jan.
DX with a D-Q (Orr).....	65 Jan.
Electric Shutter Release (Lowe).....	85 Jan.
Electricity, Teach Kids (Hoke).....	69 June
Float-Phase Amplifier for Hi-Fi Fans (Harvey).....	47 Jan.
"Half-Pack" (Leyva).....	47 May
Hide Your Bench Until Needed (Schecter).....	80 Apr.
Hi-Fi, Notch Your (Crawford).....	83 May
Hi-Fi, Where to (Markell).....	51 May
How long Did You Use It?.....	86 Apr.
Nixie Tubes, Play Games with (Pollack).....	47 Mar.
Photoflash, Transistorized (Winklepleck).....	59 June
Pickup for Playing Stereo Records (Dreiske).....	58 Apr.
Pocket Size Test Instruments (Louis)	
Part 1.....	43 Jan.
Part 2.....	45 Feb.
Part 3.....	67 Mar.
Proximity Relay, Battery-Operated (Turner).....	65 Feb.
Put Pots to Work (Turner).....	70 Mar.
Record Scratch, Wipe Out (Winklepleck).....	54 June
Secretary, POP'tronics (Diers).....	79 June
Shakes, Got the (Pollack).....	69 Feb.
Square-Wave Generator for Audio Tests (Winklepleck).....	53 Mar.
Transistor Set for Car, Convert (Davidson).....	47 June
Transmitter, Card File (Smith).....	77 May
Trap Those Unwanted Stations (Garner).....	51 Feb.
Trick Tones from A.F. Oscillators (Tooker).....	50 May
Tune "on the Nose" (Van Ness).....	79 Jan.
Tuner, One-Tube, Hi-Fi AM (Wortman).....	44 June
Vanishing Ball, Catch the (Pollack).....	63 Apr.
Wireless Mike for Short Distances (Harring- ton).....	63 Feb.

#### DEPARTMENTS

After Class.....	
68 Jan., 89 Feb., 74 Mar., 77 Apr., 75 May, 96 June	
Among the Novice Hams (Brier).....	
73 Jan., 90 Feb., 79 Mar., 83 Apr., 79 May, 85 June	
Carl & Jerry (Frye).....	
8 Jan., 8 Feb., 8 Mar., 8 Apr., 8 May, 8 June	
Letters from Our Readers.....	
22 Jan., 20 Feb., 24 Mar., 24 Apr., 20 May, 20 June	
Kit Builder's Korner.....	
Amplifier.....	81 Feb., 87 May
Audio Generator.....	77 Jan.
Battery Eliminator.....	89 May, 71 June
Capaci-Tester.....	83 Feb.
Ignition Analyzer.....	85 Mar.
Modulator.....	73 June
Transistor Radio.....	87 Apr.
Tube Tester.....	88 Apr.
Vacuum-Tube Voltmeter.....	75 Jan.
Out of Tune.....	123 Mar., 108 June
Short-Wave Report (Bennett).....	
64 Jan., 84 Feb., 84 Mar., 90 Apr., 72 May, 82 June	
Tips and Techniques.....	
30 Jan., 100 Feb., 28 Mar., 30 Apr., 90 May, 34 June	
Tools and Gadgets.....	
86 Jan., 110 Feb., 34 Mar., 36 Apr., 98 May, 104 June	
Transistor Topics (Garner).....	
71 Jan., 74 Feb., 65 Mar., 68 Apr., 85 May, 77 June	

#### FEATURE ARTICLES

Changer, Testing Electronically.....	66 June
Computers Get Jobs in Hotels, Banks and Stores.....	85 Feb.
Computers, Electronic (Lytel).....	39 June
Crossword Puzzle (Branch).....	65 June

Electronics in the News	72 Mar.
Fish Tales, Electronics Tells True (Gibbs)	72 Feb.
Getting the News—Fast! (Bienstock)	61 Apr.
Global TV, Russian Proposes	51 June
Hi-Fi Highlights	74 June
Highway Safety, Electronics Aids	67 Apr.
IGY, Electronics and (Bienstock)	41 Mar.
Infrared—Jack of All Trades (Mandell)	53 Jan.
Inventors Start Young	50 Jan.
I Should Have Known (Lanier)	76 Feb.
Parts Substitutions, How to Make (Richardson)	
Part 1—Resistors and Batteries	55 Apr.
Part 2—Capacitors	41 May
Radio Earthbound? (Wilkerson)	50 June
Radio on Your Thumbnail (Garner)	55 June
Ship Ahoy!	68 June
Space, Finding Your Way in (Currey)	33 May
Stars and Satellites, How We Listen to (Bienstock)	41 Feb.
Tape Correspondence, Art of (Hoover)	69 May
Tape Recorder, Get the Most from Your	52 Apr.
The Lady Is a Ham (Hoover)	47 Apr.
Time, Can You Spare the (Joseph)	49 Feb.
Truth Detector (Kohler)	56 May
Tubes Control Car (Gonder)	55 May
TV Tube, Made in Germany, in U. S. A.	82 Mar.
VIP's Are Hams Too! (Williams)	45 Mar.

## HI-FI AND AUDIO

AM Tuner, Modification of Heathkit (Rasmussen)	78 Feb.
Arm. Grip That (Trauffer)	83 Jan.
Arm. Make Your Own (Holzer)	73 May
Changer, Testing Electronically	66 June
Crossover, Improved Three-Way (Klein)	51 Apr.
Disc Records, Make Your Own (Garnes)	43 May
Float-Phase Amplifier (Harvey)	47 Jan.
FM Tuner, Get the Best from Your (Sampson)	86 Feb.
German Radios—How Good Are They? (Fantel)	55 Feb.
Hi-Fi Highlights	74 June
I Should Have Known (Lanier)	76 Feb.
Notch Your Hi-Fi (Crawford)	82 May
F.A. System, How to Install (Garner)	63 May
F.A. System, How to Plan (Garner)	71 Apr.
Pickup a Chance, Give Your (Sampson)	60 Mar.
Pickup for Playing Stereo Records, Make Your Own (Dreiske)	58 Apr.
Pickup, Raise the (Dunant)	83 Jan.
Record Scratch, Wipe Out (Winklepleck)	54 June
Speaker "Grows Up"	71 Feb.
Square-Wave Generator for Audio Tests (Winklepleck)	53 Mar.
Tape Correspondence, Art of (Hoover)	69 May
Tape Recorder, Get the Most from Your	52 Apr.
Tape Tips, Tricks, Techniques	
Troubles and Cures (Smith)	81 Apr.
Check Your Recorder Heads (Coriell)	82 Apr.
Tapes Hiss at You, Don't Let Your	71 Mar.
Tone Controls, Square Waves Check (Keidel)	77 Mar.
T-Pad, Suit Your Volume with (Pollack)	83 June
Trick Tones from A.F. Oscillators (Tooker)	50 May
Tune on the Nose (Van Ness)	79 Jan.
Tuner, One-Tube Hi-Fi AM (Wortman)	44 June
Where to Hi-Fi (Merkell)	51 May
Winter Hi-Fi Season	60 Jan.

## PHOTOGRAPHY

Photoflash, Transistorized (Winklepleck)	59 June
Photoflood "Light Saver" (Phillips)	70 Apr.
Shutter Release, Electric (Lowe)	85 Jan.

## TELEVISION

Better Tone from Your TV (Sands)	84 Jan.
Global TV, Russian Proposes	51 June
Interference—Its Cause and Cure	78 Feb.
International Television DX'ing	70 Jan.
Screen Jumpers (Harvey)	76 Mar.
Trap Those Unwanted Stations (Garner)	51 Feb.
TV Tube, Made in Germany, in U. S. A.	82 Mar.

## TEST EQUIPMENT

Chassis for Test Setups (Gephart)	88 June
Oscilloscope Traces (Burgess)	
Accessories	75 Apr.
I.F. Check	57 Jan.
Ignition Systems	57 May
Phone Transmitter	57 Mar.
Z Axis	59 Feb.
Pocket Size Test Instruments (Louis)	
Part 1	43 Jan.
Part 2	45 Feb.
Part 3	67 Mar.
Square-Wave Generator for Audio Tests (Winklepleck)	53 Mar.
Tone Controls, Square Waves Check (Keidel)	77 Mar.

## TRANSISTORS

Bullets of Light, Check Your Marksmanship with (Winklepleck)	37 May
Conelrad Your Home (Chapel)	58 Feb.
"Conversation Piece," Build a (Doherty)	63 Mar.
Convert Transistor Set for Car (Davidson)	47 June
CPO, Transistorized (Caldwell)	76 June
"Half-Pack," Build a (Leyva)	47 May
Photoflash, Transistorized (Winklepleck)	59 June
Proximity Relay, Battery-Operated (Turner)	65 Feb.
Radio on Your Thumbnail (Garner)	55 June
Secretary, Make the POP'tronics (Diers)	79 June
Shakes, Got the (Pollack)	63 Feb.
Short-Wave "Two-Lunger," Protect the (Stoner)	68 May
Transistor Portables for the SWL	74 Apr.

## WORKSHOP

Adapter for Measuring A.C. Amperage (Golden)	76 June
AM Tuner, Modification of Heathkit (Rasmussen)	78 Feb.
Arm. Grip That (Trauffer)	83 Jan.
Better Tone from Your TV (Sands)	84 Jan.
Car, Protect Your (Crawford)	83 Jan.
Chassis for Test Setups (Gephart)	88 June
Chassis Layout, Simplifying (Watson)	64 June
Close-Range Light in Two Minutes (Pearce)	48 Feb.
Code Practice Oscillator, "Cigar Box" (Mariner)	70 Apr.
CPO, Transistorized (Caldwell)	76 June
Crystal Detector, "Cat-Whisker" (Trauffer)	84 May
Crystal Set, Selective (Brooks)	88 June
Neon Lamp to "Detect" Lightning (Tooker)	84 Jan.
Odd Voltages, How to Obtain (Frantz)	76 Mar.
Parts Substitutions, How to Make (Richardson)	
Part 1—Resistors and Batteries	55 Apr.
Part 2—Capacitors	41 May
Photoflood "Light Saver" (Phillips)	70 Apr.
Pickup, Raise the (Dunant)	83 Jan.
Put Pots to Work (Turner)	70 Mar.
Screen Jumpers for Radio and TV Receivers (Harvey)	76 Mar.
Short-Wave "Two-Lunger," Protect the (Stoner)	68 May
Thersmin, Poor Man's (Zarr)	84 May
T-Pad, Suit Your Volume with (Pollack)	83 June
TV Interference—Its Cause and Cure	78 Feb.
Variable A.C. Power (Harvey)	68 May


## Attention Photographers

# THE SECRET OF "BUYING SMART" costs you only a Dollar!

You've noticed how some people seem to have a knack for buying photo equipment. Before they go into a store they know the kind of equipment they want, the manufacturer, model, features, and the price. They've compared beforehand . . . and saved themselves time, effort and money.

What's the secret? For many it's the *Photography Directory & Buying Guide* . . . a handsome catalog of all photographic equipment on the market compiled by the editors of *Popular Photography*. It tells you everything you want to know about more than 5,000 products, from cameras and lenses to film and filters—for black and white or color, for movie or still photography. The cost? Only \$1.00.

## 1958 Edition Has These Extra Features



Besides listing over 5,000 new photo products (and illustrating more than 1,000 of them), the 1958 *Photography Directory & Buying Guide* includes helpful, simplified **CAMERA COMPARISON CHARTS**. These charts compare the prices, shutter ranges, lens speeds and other features of over 300 press, 35mm and reflex cameras. In addition, a special 16-page section on **FOTO FACTS** gives data and figures on filters, films, lenses, exposure and conversion scales. An exclusive bonus, **PHOTO SHORTCUTS** points out ways to save money when you shoot, light, print and process. A section on **PORTRAIT LIGHTING SETUPS** lists tested diagrams for lighting a model. As additional features, the 1958 *Photography Directory* suggests sample **MODEL RELEASE FORMS** and a roundup of the **LATEST BOOKS ON PHOTOGRAPHY**.

The new *Photography Directory* is now on sale. This 1958 Edition, priced at only \$1.00, will sell fast! So to insure yourself of a copy, pick one up at your newsstand or photo dealer's now.

**ZIFF-DAVIS PUBLISHING COMPANY**  
434 S. Wabash Ave., Chicago 5, Illinois

## Short-Wave Report

(Continued from page 123)

to N.A.: 0600-0630 on 15,120 and 11,740 kc.; 0715-0745 and 0745-0815 on 15,120 and 11,755 kc.; 1930-2000, 2000-2030, and 2130-2200 on 11,705, 9615, and 9540 kc.; and 0030-0100 on 11,705 and 9615 kc. (348, 376)

Warsaw has also been noted in Danish to Europe at 1330-1400 with poor modulation. This may possibly be the commercial xmtr SOE49 on 4932 kc. (MEC)

**Portugal**—CSA66, *Emissora Nacional*, Lisbon, is heard well in their beam to East and South Africa at 1215-1300 with Eng. music, news, and talks. (SG, 61)

**Sierra Leone**—Freetown is noted on 3316 kc. with BBC news at 0200, local news and weather from 0215, and light music to 0259. S/off, 0300. (60, 61)

**South Africa**—S. African B/C Corp., Johannesburg, can be noted on 25,800 kc. with Eng. at 0600-1300 on Tuesdays, Thursdays, and Saturdays, and is best heard at 1000-1230. Eng. news at 1100. Religious programs on Sundays at 1200. (61, 383, 398)

**South Korea**—Seoul can be heard on 11,930 kc. at 0300. It is scheduled for 0030-0500. Another outlet is on 9640 kc. with Eng. at 0530-0600. (225, 313)

**Sudan**—R. Omdurman, Khartoum, has moved from 4970 to 5008 kc. and is scheduled daily at 2315-0030 and 1030-1530, Fridays at 0000-0400 and 0930-1530, Sundays at 0230-0400 and 1000-1530. (MEC, 375)

**Sweden**—Radio Sweden, Stockholm, uses the following schedule: to N.A. (Eastern) at 2000-2115 on 11,810 kc. in Eng. and Swedish and at 0900-0930 on 17,840 kc. in Eng.; to N.A. (Western) at 2130-2245 on 11,810 kc. in Eng. and Swedish. "Sweden Calling DX'ers" is broadcast Mondays to N.A. in Eng. at 0900 on 17,840 kc., and at 2045 and 2215 on 11,810 kc. They issue a weekly program bulletin. (SS, SW, 10, 61, 303, 386)

**Switzerland**—Catholic Midnight Mass on Christmas Eve, originating through R. *Lausanne*, is also carried on HER4, 9535 kc., at 1800-1900. R. *Lausanne* reportedly does not verify but HER4 did confirm this broadcast. (235, 240)

**Tangier**—The *Voice of America* relay station has a DX program on Tuesdays at 2315-2330. (225)

**Thailand**—HSK9, Bangkok, is heard from 0500 to 0900 s/off, with the only Eng. noted at 0900. (286)

**Turkey**—The Naval War School operates a new station on the Heybeli-ada Island near Istanbul with American recordings and Turkish anmts on Sundays at 0330-0430 and 0630-0730 on 7154 kc. (377)

**Uruguay**—CXA60, R. *Sarandi*, Montevideo, 15,388 kc., is heard on Mondays at 2000-2100 in Eng., other days at 1800-2100 in Spanish. (KC, SG, 59, 100, 360, 420)

**USSR**—Radio *Tashkent*, widely heard on 11,690 kc., is now being noted on 7100 kc., paralleling the 11,690-kc. outlet, at 0730-0800 in Eng. to India and Pakistan. Other xmsns include: 0800-0900 in Urdu to Pakistan; 1015-

# BOGEN for P.A.

## 33 WATT AMPLIFIER

This new Bogen Amplifier comes complete with tubes and case. Delivers tremendous volume and can be used with any high impedance microphone and any number of speakers. Has five controls, two microphones plus one phone input, inverse feed back circuit, and a peak output of 36 watts.

Gain: Microphone 130 db., phone 83 db. Response 30-15,000 cps. Seven tubes, push-pull 6L6GB Beam Power Out-p. Size 14 1/2 x 9 1/2 x 8 3/4". Operates on 115 volts AC 60 cy. Shpg. Wt. 27 lbs.

Reg. Price  
\$107.50



**OLSON PRICE**

**\$64.50**

The Ultimate in the  
**CHALLENGER LINE**

Stock No. AM-1

# OLSON for COMBINATION DEALS

**SAVE MORE!** Order complete systems in a package deal and save even more. All 100% guaranteed.

AM-1 Amp., CA-66 Speakers and Case, M-105 Mike, M-95 Table Stand. Stock No. AS-354. **\$94.30**

AM-1 Amp., Two S-17 Wide Angle Speakers, M-105 Mike, M-95 Table Stand. Stock No. AS-355. **\$99.30**

AM-1 Amp., Two S-18 Dual Trumpets, Two S-176 Driver Units, M-105 Mike, M-95 Table Stand. Stock No. AS-356. **\$128.50**

### OLSON BARGAIN STORES IN:

AKRON.....73 E. Mill St.  
CHICAGO...4101 N. Milwaukee Ave.  
CHICAGO...123 N. Western Ave.  
CLEVELAND...2020 Euclid Ave.  
PITTSBURGH...5918 Penn Ave.  
MILWAUKEE...423 W. Michigan  
BUFFALO.....711 Main Street

**FREE!**

SEND FOR OLSON'S BIG NEW FREE CATALOG. IT'S HOT OFF THE PRESS AND PACKED WITH BARGAINS!

### IT'S EASY TO ORDER FROM OLSON'S

MAIL ORDERS TO AKRON, OHIO. How to order: Order directly from this ad. For convenience, use this order blank. Fill in columns below with quantity desired, stock number, description, and price. You may send remittance with order (include enough for postage or parcel post shipment). Or if you prefer send a \$2.00 deposit with your order and Olson will ship C.O.D. for the balance.

Quan.	Stock Number	DESCRIPTION	Price Ea.	TOTAL
		1 Free Olson Catalog		
			P-68 Total	
			Add Postage	
			TOTAL AMOUNT	
Name	Address		City	Zone State

**Olson Radio Warehouse** P-68 FORGE ST. AKRON 8, OHIO



Olson Price  
**\$32.63**  
Reg. \$55.00  
Stock No. CA-66

### RCA PORTABLE SPEAKERS

Heavy duty luggage type case with grey leatherette covering. Comes with two RCA 12" speakers with 6.8 oz. Alnico V magnets, 8 ohms. Each speaker complete with 25 ft. cable and plug. Case divides into two parts so speakers can be placed anywhere. Internal straps holds Bogen or any amplifier. Size: 11 1/4 x 24 3/4 x 18 1/4". Shpg. wt. 20 lbs.

### PAGING SPEAKER



Reg. \$42.00  
Olson Price  
**\$19.93**

Stock No. S-317

WIDE ANGLE type. Weatherproof, indoor or out. Use with Bogen or any amp. With hermetically sealed 15 watt driver and mounting bracket. 8 ohm. 7 1/2" high x 12" deep. Shpg. wt. 8 lbs.

### DUAL TRUMPET

Reg. \$38.00  
Olson Price  
**\$19.93**

Stock No. S-318

WIDE ANGLE DUAL trumpet. Weatherproof, for indoor or out. Use with Bogen or any amp. Comes less driver unit. Order unit No. S-176 below. One required. Bell mouth 18 1/2 x 9 1/4" depth 10 1/4". Shpg. wt. 15 lbs.



Olson Price  
**\$13.95**  
Stock No. S-176

### DRIVER UNIT Reg. \$27.50

Hermetically sealed 25 watt unit for above trumpet or any other trumpet. For speech or music. 16 ohm. 60 watt peak. Heavy Alnico V magnet. Shpg. wt. 5 lbs.

### CRYSTAL MICROPHONE



Reg. \$14.95  
Olson Price  
**\$4.25**

Stock No. M-105

High impedance. For Bogen or any other amplifier. Swivel tilting head. Response 100-8000 cps. Green finish with chrome trim. 5 ft. shielded cable. Standard thread. Shpg. wt. 3 lbs.

### Microphone Stands



FLOOR STAND with 3 point collapsible base. Chrome and black. SHPG. wt. 10 lbs.

**\$6.99** Stock No. M-94



DESK STAND for all microphones. Chrome and black. Shpg. wt. 3 lbs.

**\$1.55** Stock No. M-95

### NEWEST MODEL—SAVE MONEY

## BOGEN-UNIVERSITY Mobile PA System

For All Cars, Trucks and Busses

SAVE **OLSON PRICE**  
ALMOST 50% **\$63.74**  
Reg. \$125.45

6 VOLT MODEL—STOCK NO. AS-335  
12 VOLT MODEL—STOCK NO. AS-336



Universal mounting, compact and easy to install. Features include Beam Power Amplifier employing 2-6SR5, 1-6J4GA, & 1-4X3GT tubes, remote control stand-by to reduce battery drain, fused power cable, calibrated volume control to 6 watts, gain 100 db., output 4.8 and 16 ohms. Size 3 1/4 x 8 x 7". Choice of 6 or 12 volt models.

Speaker is University IRS Trumpet Reflex with 15 watt driver unit. 8 1/2" bell x 9" long. Weatherproof, mount inside or out.

Satin chrome finish high impedance crystal microphone with attachments to use as chest mike, floor stand or hand-held.

# TUBES TESTED GUARANTEED

Our 14th Year in Business

0A2	.80	9LP7	1.00	6BQ6	2.00	707	.79
0B2	.72	45	4.51	6BQ7	.99	12AT6	.99
0C3	.84	7193	20.51	6C4	2.51	12AT7	.79
0C3	.84	43A4	1.98	6H6	2.51	12AU7	.69
0D3	.80	1N34A	2.51	6CH6	1.69	12AV6	.59
0Z4	.50	9B4	.59	6CD6	1.49	12E6	.59
1AX2	.98	SU4	.59	6J5	.59	12AX4	.79
1R3	.78	5V4	.89	6J6	2.51	12AX7	.79
1R4	.88	6Y3	.79	6K6	2.51	12BH7	.69
1R4	.88	6AR4	.59	6K7	.79	12BY7	.69
1R5	.78	6AC7	.79	6L6	1.19	12SA7	.69
1R5	.78	6AC7	.97	6SA	.59	12SK7	.69
1R5	.68	6H4	.59	6S47	.79	12ST7	.69
1T4	.69	6AM6	.95	6S47	.69	12SQ7	.69
1T5	.59	6AK5	.69	6S17	.69	14A7	.69
1X2	.66	6AL5	.59	6S47	1.69	19BQ6	1.89
2D21	.68	6AQ5	.66	6SL7	.69	25BQ6	1.29
3BR4	2.51	6A55	.75	6SN7	2.51	25Z6	.79
3V3	2.51	6AT6	.49	6S07	.59	35C5	.89
3A5	.69	6AU4	.89	6T4	1.19	35L6	.59
954	10.51	6AV6	.72	6T8	.98	35W4	.59
955	4.51	6AX4	.79	6U8	.89	35Z5	.59
957	.30	6RA6	.59	6V6	.59	50A5	.69
1619	4.51	6BC5	.59	6W6	.79	50B5	.79
1625	4.51	6BE6	.59	6X4	.39	50C5	.69
1626	5.51	6BF5	.79	7A6	.79	50L6	.69
1629	4.51	6BG6	1.49	7C5	.79	75	1.00
807	1.15	6BK5	.89	7F7	.79	76	5.51
808	.89	6BL7	.99	7F8	.79	77	5.51
58P1	3.98	6BN6	.89	7N7	.79	10Y	3.51

Registered Guaranteed Replacement Needles—All Cartridges  
Single Diamond \$7; Dual Dia \$14; Dia-Sapphire \$8 @  
Send Cartridge Name & Number @ Postpaid 48 States

## "TAB" FINEST HI-FI RECORDING TAPE

7" Reel—1200 Ft. Per Reel Sold on Money Back Guarantee **\$1.45** Lots of 6

Highest quality Hi-Fi Precision Coated & Silt  
"ERIN" MFR & PROCESS, quality controlled, constant output  
Noise FREE, Splice FREE Plastic Tape. Freq. 7 1/2 IPS, 40-15KC  
Oxide-Wood-In. ————— "TAB" @ \$1.59 ea.; 3/\$1.50 ea.

New 1st Quality "MYLAR" 2400 Ft. 7" reel  
"ERIN" GLOSS & PROGRESS RECORDING TAPE \$4.49 @ 3/\$12

Infrared Receiver Assembly USN/US/AM-1400.  
Direct Viewing Telescopic Unit. Changes invisible  
infrared energy into a visible image on an inbuilt  
screen includes infrared filter & radioactive charging  
system. Navy cost \$216 includes Int., case & data. Special \$21.

Transistorized 12VDC to 450VDC Filtered Power Supply. Small  
in size! Quiet! Light wt. Imp. 12 to 14VDC (low idle current)  
80 to 90% efficiency! Output 450VDC & tap 250VDC at up to  
150W/65watts filtered DC. For Transmitter-Receiver! Kit or  
Built. ————— \$35

"TABPAK" Assembled TR39C8 ..... \$35  
"TABPAK" Kitform TR39C8 ..... \$30

## FREE! WRITE TODAY FOR OUR BONUS CATALOG

RADIO & TV 100MA RECTIFIER 4pc @ .5 FOR \$2, 20 \$7  
NEW AUTO VIBRATOR 6 OR 12VOLT 4PIN \$1.39 @ 2/\$2.50  
RELAY 4 PDT/12 TO 24VDC MINIATURE \$1 @ 6 FOR \$5

## DC POWER FOR TRANSISTORS!!!

Transistors! Filtered Power Supply Kit used to power transistor  
circuits, amplifiers, etc. Delivers 12VDC at 2AMPS filtered less  
than 0.5% ripple or 24VDC at 1A TPSK2 Kit \$18. TPS2W as-  
sembled & wired \$24.

115VAC Inpt. Transformer & Full Wave Bridge Rectifier for 12VDC  
@ 2AMPS. RECTRAN KIT RT1K ..... \$4.50  
RT2K Kit 12 or 18VDC up to 6 AMPS. .... \$9.00

BATTERY CHARGER KIT 2 to 4 Amps. CHARGES 2-4-6 &  
12 VOLT BATTERIES. KIT RCK-1 SPECIAL ..... \$9.95

## NEW "TABTRON" SELENIUM RECTIFIERS FULL WAVE BRIDGE

Dated—One Year Guarantee

18VAC 14VDC—1 Amp. \$1.40; 2A \$2.00; 3A \$2.90;  
4A \$3.50; 6A \$3.95; 10A \$5.85; 12A \$7.20;  
36VAC 28VDC—1 Amp. \$2.80; 2A \$3.40; 3A \$4.10;  
4A \$6.40; 6A \$7.70; 10A \$11.35; 12A \$14.25

## KITS! Each "TAB" Kit Contains The Finest Selection

- Kit 35 Precision Resistors
- Kit 10 Switches
- Kit 75 Resistors 1/2 1/1 1/2W
- Kit 150 Carbon Resistors
- Kit 12 Electrolytic Cond's
- Kit 15 Volume Controls
- Kit 36 Tube Sockets
- Kit 65 Tubular Condensers
- Kit 500 Lugs & Eyelets
- Kit 10 Bathub Oil Cond's
- Kit 5 lbs. Surprise Package
- Kit 10 Transist. Mica Cond's
- Kit 40 Insulators
- Kit 35 Power Resistors
- Kit 75 Mica Condensers
- Kit 5 Crystal Diodes
- Kit 200 Ft. Hook Up Wire.
- 4x50 Ass'd colors
- Kit 100 Fuses, ass'd all types
- Kit 100 Ceramic Condensers
- Kit 5 Crystals & Holders
- Kit 65 Inductors & Coils
- Kit 5 Microswitches
- Kit 10 Heat Wamps
- Kit 3 Transistor Xfms

Order Ten Kits **ONE EACH ABOVE 99c**  
We Ship Eleven!!! **KIT ONLY**

# "TAB"

TERMS: Money Back Gtd. \$2 min.  
order F.O.B. N.Y.C. Add shpg.  
charges or for C.O.D. 25% Dep.  
Prices shown are subject to change.

111JP Liberty St., N. Y. 6, N. Y. Rector 2-6245

1030 in Uighur to Sinkiang; 1030-1100 in Per-  
sian to Iran and Afghanistan (also at 1230-  
1300); 1130-1200 in Eng. to India and Pakis-  
tan. This one causes much QRM to Nepal on  
the same channel. (MEC, 377)

**Vatican City**—The Vatican radio has been  
noted with Eng. news at 1000-1015 on 15,120  
kc. with a generally poor signal. (279)

**Clandestine**—*Sawt ya Africa Hurru* (Voice  
of Free Africa) is being noted between 17,890  
and 17,900 kc. S/on is at 1200, s/off at 1240,  
with timpani and samba record. They feature  
old American records and emotional speeches  
in Swahili. (396)

**Non-OSL Stations**—During the course of  
the past three years, the following stations  
have failed to respond to numerous reports:  
*Radio Clube do Huambo, R. Clube de Huila,*

## SHORT-WAVE CONTRIBUTORS

- Royal Barnard (RB), Pittsford, Vt.
- Kirk Cressman (KC), Bridgeport, Pa.
- Jerry Exel (JE), Kenmore, N. Y.
- John Gibson (JG), Reseda, Calif.
- Phil Griffin (PG), Atlantic Beach, Fla.
- Stephen George (SG), West Vancouver, B. C.
- Stanley Head, Jr. (SH), Prestonsburg, Ky.
- Harry Jordan (HJ), Miami, Fla.
- Tommy Mann (TM), Milwaukee, Wis.
- Antonio Novales (AN), Buenos Aires, Argentina
- Denny Reeves (DR), Peoria, Ill.
- Stanley Swenton (SS), Utica, N. Y.
- Sherman Warner (SW), Honolulu, Hawaii
- Martin Potter (10), London, Ont.
- Chuck Maxant (11), Baldwin, N. Y.
- Bob Knowles (28), San Diego, Calif.
- Grady Ferguson (59), Charlotte, N. C.
- Mario Stutterheim (60), Linthicum, Md.
- John Beaver (61), Canon City, Colo.
- Roger Legge (100), McLean, Va.
- Austin Frazee (190), Point Pleasant, N. J.
- Danny Ferguson (192), Columbia, S. C.
- L. Richard Woodyatt (196), Scranton, Pa.
- David Crockett (223), Winston-Salem, N. C.
- Stewart MacKenzie (225), Long Beach, Calif.
- William Bing (226), New Orleans, La.
- Frank Rochette (235), Trois Rivieres, Quebec
- Bill Roemer (240), Bowling Green, Ky.
- Orval Oppertshauer (242), Palmerston, Ont.
- Dave Haley, Jr. (277), Boston, Mass.
- Don Davenport (279), Monroe, Wis.
- Maurice Ashby (286), Wichita, Kans.
- Hank Reixach (303), Washington, D. C.
- Denny Avers (313), Keyser, W. Va.
- Esther Cottingham (338), Redwood City, Calif.
- Glenn Cuthrell (348), Maxton, N. C.
- Warren Chamberlin (349), Riverside, Calif.
- Errol Urbelis (360), Franklin Square, N. Y.
- W. E. Donoghue (365), West Chester, Pa.
- Joe Berman (375), Akron, Ohio
- Terry Bowen (376), Short Hills, N. J.
- Ken Boord (377), Morgantown, W. Va.
- J. P. Arendt (378), Aurora, Ill.
- L. E. Kuney (383), Detroit, Mich.
- Dan Wilt (386), Barberton, Ohio
- Bob Palmer (396), Spokane, Wash.
- E. W. Rowland (398), Seymour, Conn.
- August Balbi (400), Los Angeles, Calif.
- David Eastman (401), Ashton, R. I.
- A. R. Niblack (420), Vincennes, Ind.
- A Middle East Correspondent (MEC)

*R. Clube do Cuanza Sul, R. Clube Mindelo,  
R. Tchad, ELBI (Monrovia), R. Pax (Beira,  
Mozambique), R. Lome, R. Bahrein, R.  
Kuwait, Burma Broadcasting Service, Radio-  
diffusion Nationale Lao, Ankara Police Radio,  
R. Sana, Emissora Vila Verde, and the Thal  
National Broadcasting Station. The following  
are erratic in verifying: R. Addis Ababa, R.  
AEF, R. Kabul, Saudi B/C Station, R. Ceylon,  
Istanbul University Radio, Radio Goa, and  
HLKA (Seoul). (MEC)*

—50—



# POPULAR ELECTRONICS

# BARGAIN BASEMENT

SAVE ON THESE SPECIAL BUYS OF THE MONTH

## GOVERNMENT SURPLUS KITS

### Electronic and Electro-Mechanical Parts

Tremendous assortment of Army-Navy surplus, either stripped from equipment or still packaged in brand new condition. EXPECT TO BE DELIGHTED! Selectronics includes items usually unheard of in bargain kits. While all kits are different, they include such items as:

- |              |           |          |
|--------------|-----------|----------|
| Resistors    | Tubes     | Timers   |
| Condensers   | Sockets   | Counters |
| Transformers | Bulbs     | Relays   |
| Chokes       | Switches  | Meters   |
| Rectifiers   | Solenoids | Selsyns  |

... Plus many, many other kinds of electronic parts & Equipment.

**KIT "A"** 35-40 lbs. \$4.95  
**KIT "B"** 100 lbs. \$9.95

FOB Philadelphia, Pa. Purchase price refunded if not completely satisfied.

**SELECTRONICS** 1206-18 South Napa Philadelphia 46, Pa.

## METAL LOCATOR ENTHUSIASTS

This is for you... BC-1141-C amplifier, the electronic heart of the famous SCR-625 mine detector. This unit is brand new with 2-1N5 and 1-1G8 vacuum tubes, in steel carrying case with handle; net weight with batteries is only 10 pounds. It operates from internal batteries (not included) and is complete with schematic diagram of the whole SCR-625 detector set. Case measures 14" by 6" by 5" including hinged cover. Operating panel hinges out for easy access to interior shock mounted chassis. This is a 1000 cycle fixed frequency amplifier, brand spanking new, and a once-in-a-lifetime bargain at \$5.95. Set of 3 spare vacuum tubes \$1.00. Shipping weight 12 pounds.

Write for free government surplus bargain bulletin

JOE PALMER, F. O. Box 6188 CCC, Sacramento, California

## TRANSISTOR EXPERIMENTERS KIT !!!

A Must for the Electronic Engineer, Experimenter, or Student

### CONSISTS OF:

- |                        |                          |
|------------------------|--------------------------|
| 1—Power Transistor     | 5—Min. Bypass Condensers |
| 2—PNP Transistors      | 1—2-Gang Var. Condensers |
| 2—NPN Transistors      | 5—Trimmer Condensers     |
| 1—Crystal Earphone     | 2—Min. Volume Controls   |
| 1—Germanium Diode      | 10—Assd. Resistors       |
| 1—Leopstick            | 10—Assd. Tie Lugs        |
| 1—Transistor Osc. Coil | 4—Min. Elec. Condensers  |
| Transistor Manuals     | Schematics               |

All Packed Into a Handsome Transistor Radio Cabinet

**GROVE'S SPECIAL PRICE—ONLY \$9.95**

Special Purchase: We have received 1000 assorted Power Transformers from a local manufacturer's stockroom. All are new, have multi-tap windings, hi-voltage windings, etc. Since specifications have not been included, we are selling these for a low, low price.

Valued at from \$7 to \$25. OUR SALE PRICE \$1.19

## GROVE ELECTRONIC SUPPLY COMPANY

4103 W. Belmont Avenue Chicago 41, Illinois  
Include postage w/order or 50% deposit—Send for latest Argonne catalog.

## RADIO CONTROL Headquarters

For Models FREE Send for FCC Form 505 & Catalog

**R/C RECEIVER** Wired \$8.61; Compound Escapement. \$3.95

**R/C XMITTER** Hi-Power HAND-HELD, compl., \$17.95; KIT \$11.95

**R/C TRANSMITTER & RECEIVER KIT**; 2774 mc. 5 watt 2-Tube Simple Transm. & 2-Tube Rec. incl. Drilled Bases, 6.95

Wound Coil, Res., Cond., SIGMA Relay, Instruc. 9.95

**HANDIE-TALKIE** Transmitter & Receiver Chassis, New, 6.65

Wired, with tube—2 Triodes

**SIGMA 4F RELAY**; 8,000 ohm, \$4.25 6 Reed Relay 14.95

26V Battery Charger Kit \$4.95 500 MicroA \$3.95; 3 Ma. 2.95

**R/C BOOKS**: Model Control \$1; Radio Control \$1; Handbook 2.25

**CRYSTALS**: 27,255 Mc. \$2.85 500 MicroA \$3.95; 3 Ma. 2.95

**2 METERS** 0-1 Ma. \$3.65 500 MicroA \$3.95; 3 Ma. 2.95

**RELAY CONTROL UNIT** incl. Sensitive 10,000 ohm Sig-

metal Strip Heating Element, Hi Z Audio Choke, Mini

Alnico V Magnet, Neon Lamp, Resistors, Capacitors, only 99c

**TUBES**: XG1, RK51, 3A4, 3A5, 1A6G, 6K4 Transistor .89

**RELAYS**: 10K ohm 2 Ma DC or 110V AS SPDT, 95c; SPST .85

**GYRO ELECTRONICS** NEW YORK 13, N. Y.

## ADVERTISER'S INDEX

ADVERTISER	PAGE
Allied Radio Corp.	9, 107
Bailey Technical Schools	24
Bell Telephone Laboratories	17
Best Values Company	120, 122
Bohnsack Equipment Co.	122
Boosting Classified	
Brooks, John	28
Burgess Battery Company	98
CBS-Hytron	6
Canadian Institute of Science & Technology Limited	108
Capitol Radio Engineering Institute	21
Carrier Co., C.	110
Central Technical Institute	32
Century Electronics Co., Inc.	3
Cleveland Institute of Radio Electronics	15
Coyne Electrical School (Book Division)	103
Coyne Electrical School (School Division)	5, 117
DeVry Technical Institute	11
Ebe Inc.	112
Edmund Scientific Co.	119
EICO	38
Electronic Experimenter's Handbook	116
Electronic Measurements Corp.	111
Electronic Organ Arts, Inc.	110
Electro-Voice, Inc.	2nd Cover
Filnor Products, Inc.	98
Grommes-Phillips	104
Garfield Co., Inc., Oliver	35
Garrard Sales Corporation	31
Gonset	115
Grantham Schools	36
Greenlea Tool Co.	123
Grove Electronic Supply Company	129
Gyro Electronics	129
Hallcrafters	7
Heath Company	90, 91, 92, 93, 94, 95
Indiana Technical College	120
Instructograph Company	120
International Correspondence Schools	13
International Rectifier Corp.	12
Jones Box Corp., Jesse	122
Karlson Associates, Inc.	119
Lafayette Radio	22, 23
Lansing Sound, Inc., James B.	97
Lektron	101
Midway Welder	102
Midway Company	110

ADVERTISER	PAGE
Miller, Gustave	102
Modernophone, Inc.	123
Mosler Electronics, Inc.	115
Moss Electronics Distributing Co., Inc.	132, 3rd & 4th Covers
National	30
National Radio Institute	99, 100, 109
National Schools	33
North American Oil Surveys	102
North American Philips Co., Inc.	10
Northrop Aeronautical Institute	105
Olson Radio Warehouse	127
Pacific International University	112
Pacific States University	104
Paco Electronics Co., Inc.	20
Palmer, Joe	129
Petersen Radio Company, Inc.	102
Phila. Wireless Technical Institute	106
Picture Tube Outlet	114
Popular Electronics Classified	120
Popular Photography Directory	26
Port Arthur College	106
Precision Radiation Instruments, Inc.	104
Progressive "Edu-Kits," Inc.	27
Quality Electronics	108
RCA Institutes, Inc.	18, 19
Radio-Engineering Institute	8
Radio Television Training School	29
Rider Publishing, Inc., John F.	113
Rinehart & Co., Inc.	121
Selectronics	129
Sleep-Learning Research Ass'n	112
Sprayberry Academy of Radio-Television	25
Springfield Enterprises	16
Surplus Center	106
"TAB"	128
Texas Crystals	14
TWA Contest	118
U. S. Air Force	89
Ultron Company	121
University Loudspeakers, Inc.	117
Valparaiso Technical Institute	104
Vidaire Elec. Mfg. Corp.	108
Weathers Industries	37
Western Radio	108, 110, 120
Whitehall Pharmaceutical Co.	112
Wholesale Radio Paris, Inc.	26
World Radio Laboratories	34

# Classified

RATE: 50¢ per word. Minimum 10 words prepaid. August issue closes June 3rd. Send order and remittance to: POPULAR ELECTRONICS, 1 Park Ave., New York 16, N. Y.

## FOR SALE

**TUBES-TV, Radio, Transmitting And Industrial Types** At Sensibly Low Prices. New, Guaranteed 1st Quality Top Name Brands Only. Write For Free Catalog or Call Walker 5-7000, Barry Electronics Corp., 512 Broadway, New York 12N, N. Y.

**NEW!** Pocket radio transmitter uses transistor. Plans 25¢. Free literature on all our products available at factory prices. Springfield Enterprises, Box 54-E6, Springfield Gardens 13, N. Y.

**WALKIE-TALKIE** chassis \$6.98. See our display ad in this issue. Springfield Enterprises.

**WALKIE-TALKIE.** Build wireless portable radiophone for less than \$10.00. Plans for variable frequency and crystal control types, only 50¢ for both, including assembly photographs. Springfield Enterprises, Box 54-E6, Springfield Gardens 13, N. Y.

**CITIZEN'S** band radio plans for building your own receiver and information on transmitter design, FCC requirements, etc. plus special discount on type approved transceivers. All for \$1.00. Springfield Enterprises, Box 54-E6, Springfield Gardens 13, N. Y.

**DIAGRAMS** for repairing radios \$1.00. Television \$2.00. Give make, model. Diagram Service, Box 672-PE, Hartford 1, Conn.

**GOVERNMENT** Surplus Receivers, Transmitters, Sniperscopes, Parabolic Reflectors, Picture Catalog 10¢. Meshna, Malden 48, Mass.

**GOVERNMENT** Sells—Surplus Electronics; Walkie-Talkies; Test Equipment; Oscilloscopes; Radar; Sonar; Surplus Aircrafts; Boats; Jeeps; Misc.—You buy direct now from U. S. Government Depots at fractions of Army & Navy costs—Send for bulletin "Depot List & Procedure" \$1.00. Box 8-PE, Sunnyside 4, N. Y.

**TELEVISION** Sets \$11.95 Plus Shipping, Jones, 147 High Street, Pottstown, Pa.

**MAKE, repair, Fluorescent Fixtures.** Kits, parts, fixtures catalog—10¢. Shoplite, 650E Franklin, Nutley 10, New Jersey.

**"20 DX Crystal Set Plans"** handbook with catalog—30¢. Laboratories, 1131-L Valota, Redwood City, California.

**BUY** wholesale! Discounts to 80%! Gifts, Appliances, Housewares, Tools, Watches, etc. Midwest, EP-156, Pontiac, Illinois.

**DIAGRAMS!** Repair Information! Radios—amplifiers—recorders \$1.00. Televisions \$1.50. Give make, model, chassis. TV Miltie, Box 101RA, Hicksville, New York.

**MIDGET** radio \$1.00 plus postage. Smith, Box 98, Frank, Pennsylvania.

**EXPERIMENTERS;** Electronic "Grab Bag" \$2.49. Assorted components, tubes, mechanisms, hardware, Etc. First Quality. Each package different, contains items worth much more. Electronic Workshop, 6626 39th South West, Seattle, Washington.

**ELECTRIC** Guitars, amplifiers, wholesale, free catalog. Carvin PES, Covina, California.

**SPECIFICATIONS** and details on 50 ham antennas, 10¢. Gotham, 1805A Purdy Ave., Miami Beach, Fla.

## INVENTIONS WANTED

**INVENTIONS** wanted. Patented: unpatented. Global Marketing Service, 2420—77th, Oakland 5, Calif.

## BUSINESS OPPORTUNITIES

**BUY** Wholesale! 25,000 Nationally Advertised Products. Get Amazing Dealer Catalogs. Complete Details Free. American Wholesalers, 1841-DA Levee, Dallas 7, Texas.

**WANTED.** Men, Women, raise bait for us at home. Full, spare time. Doesn't take up space. We furnish everything. Sherwood, Dept. PE-1, Stetson, Maine.

**THIS** space could be doing a selling job for you—reaching over 265,000 people who read Popular Electronics each month. If you have something to sell, place an ad in the Popular Electronics classified section for fast results. Rate: 50¢ per word. Minimum 10 words prepaid. Send order and remittance to Martin Lincoln, Popular Electronics, One Park Avenue, New York 16, New York.

**OPERATE** profitable mailorder business! Write: Bond, 1637-X West Vernon, Phoenix, Arizona.

**NEW German Miracle Gems!** Titania's Replacement! Brilliant! Hard! MexTex, 721PE El Paso, Texas.

**VENDING** Machines—No Selling. Operate a route of coin machines and earn amazing profits. 32-page catalog free. Parkway Machine Corporation, Dept. 12, 715 Ensor St., Baltimore 2, Md.

**MAKE** \$25-\$50 Week, clipping newspaper items for publishers. Some worth \$5.00 each. Particulars free. National, 81-PE, Knickerbocker Station, New York City.

**BUY** Nationally Advertised Merchandise direct, for self or resale. Send \$1.00 for 112 page catalog (refundable first order.) Wayne Prebul-Distributors, 6310 Ridgewood Dr., Parma 29, Ohio.

**We** love our mailman! "He leaves over \$1,000 monthly in our rural mailbox," say owners of small home mail-order business. "We bought a Texas ranch, live as we always wanted." Read fascinating account, how you too may start. Literature free. Herman, 1009 So. 7th, La Crosse, Wisconsin.

## EMPLOYMENT INFORMATION

**JOBS** on merchant ships. Big pay. Box 4092, Jacksonville, Fla.

**HIGH** Paying Jobs, Opportunities, foreign, U.S.A. All trades. Companies pay fare. For information write Dept. 57N, National Employment Information, 1020 Broad, Newark, New Jersey.

## TAPE & TAPE RECORDERS

**TAPE** Recorders, hi-fi components, tapes. Unusual Values. Free Catalog. Dressner, 69-02F, 174 St., Flushing 65, N. Y.

**RECORDERS, HI-FI, Tapes.** Free wholesale catalogue. Carston, 215-P, East 88 St., N.Y.C. 28.

**HIGHEST** Trade-In Allowances Toward Ampex, Concertone, Crown, Ferrograph, Presto, Pentron. Components. Accessories. Catalog. Boynton Studio, 10-PE Pennsylvania, Tuckahoe, N. Y.

**DISCOUNTS** to 50%, recorders, tapes, hi-fi components, consoles, photograph equipment. Request specific prices only. Long Island Audio & Camera Exchange, 3 Bay 26th Street, Brooklyn 14-L, N. Y.

## HIGH FIDELITY

**DISGUSTED** with "Hi" Hi-Fi Prices? Unusual Discounts on your High Fidelity Requirements. Write Key Electronics, 120 Liberty St., New York 6, N. Y. EVergreen 4-6071.

**DISCOVER** our "Six Unique Services" on Hi-Fi! Stereo. Complete line. Write: The Silver Trumpet, 406P Walnut, Alexandria, Indiana.

## CORRESPONDENCE COURSES

**CORRESPONDENCE** course in Radio, Television, Electronics. Includes first class license preparation. Total price \$72.00. Details free. No salesmen will call. Ascot—School of Electronics, Box 29092, Los Angeles 29, California.

## PLASTICS

**NEW** Liquid Casting Plastic, clear, color. Embed real flowers, coins, photos. New Manual shows fine things you can make at home and sell at big profit. Send 25¢. Castolite, Dept. G-125, Woodstock, Illinois.

## INSTRUCTION

**ENGINEERING** Degrees, EE Option Electronics earned through home study. Residence classes also available. Pacific International University (Operating as a College of Engineering only at present), 5719-J Santa Monica Boulevard, Hollywood 38, Calif.

**USED** Correspondence Courses, Educational Books Bought, Sold, Catalog Free. Vernon, Summerville, Ga.

**LEARN** While You Sleep! Electronically proven! Develop abilities, personality, self-confidence. Control habits. Order "Transitional Sleep Education" \$3.00. ASR Foundation, Box 414 EL, Kendall Sta., Miami 56, Fla.

**ELEMENTARY** code course on 12" microgroove record, \$3.00 postpaid. Kord-All, Box 444, Warren, Ohio.

## SPECIAL SERVICES

**BOOK** Manuscripts Considered for national distribution. All subjects welcomed. New authors encouraged. Atten. Mr. Blythe, Greenwich Book Publishers, 489 Fifth Avenue, N. Y., N. Y.

## PATENTS

**PATENT** ideas yourself. Complete Info. \$3.00. Vietzke, PO-Box 386, Palmdale, Calif.

## ELECTRICAL EQUIPMENT & SUPPLIES

**FREE** Schematic for three transistor receiver with miniature Telescoping Antenna \$1.60 postpaid. Limited quantity. Dallas Electronic Devices, 703 Korgan, Dallas 16, Texas.

**TWO-WAY** Communications Supplies, Free Catalog, RCE, 520 S. Virginia, Reno, Nevada.

## RECORDS

**PHONOGRAPH** Records cheap, postpaid. Catalogue. Paramount, Box 242-R, Williamsport, Pennsylvania.

## MISCELLANEOUS

**SONGPOEMS** And Lyrics Wanted! Mail to: Tin Pan Alley, Inc., 1650 Broadway, New York 19, N. Y.

**ELECTRONIC** kits constructed and aligned with professional equipment. Reasonable. Dudley Borowick, 3334 Costa Drive, Hayward, California.

**"WINEMAKING;** Beer, Ale Brewing." Illustrated. \$2.00. Eaton Books, Box 1242-C, Santa Rosa, California.

**THREE** line self-inking rubber stamp with pocket case, \$1.00. Morton Products, 16 Vine, Hartford 12, Connecticut.

**SOURCES** of valuable information. List \$1.00. Charles Enterprises, Box 65, Dorchester 21, Massachusetts.

**SAVE** Money. We build kits and our special cabinets. Send kit or kit cost + 30%. Ask for cabinets. Hopps, 6925 59th Rd., Maspeth 78, New York.

**1000 NAME** and Address labels for \$1! Pocket rubber stamp \$1! Send postcard for many other bargains! Hillhouse, Box 179, Syracuse 1, New York.

## WANTED

**CASH** Paid! Sell your surplus electronic tubes. Want unused, clean transmitting, special purpose, receiving, TV types, magnetrons, klystrons, broadcast, etc. Also want military & commercial lab test and communications gear. We swap too, for tubes or choice equipment. Send specific details in first letter. For a fair deal write, wire or telephone: Barry, 512 Broadway, New York 12, N. Y. Walker 5-7000.

**MERCURY**, Platinium, Silver, Precious Metals. Ores Assayed. Mercury Refiners, Norwood, Massachusetts.

**CYLINDER** and old disc phonographs. Edison, Conqueror, Idella, and Oratorio models. Berliner Gramophones and Zono-o-phones, Columbia cylinder Graphophones, and Coin-operated cylinder Phonos. Want old catalogues and literature on early phonos prior to 1919. Will pay cash or trade late hi-fi components. Popular Electronics, Box 50, 1 Park Ave., New York 16, N. Y.



## WORRY WON'T CURE CANCER

If cancer is detected in its early, localized stage, the chances for cure are very much better. Play it safe and smart. See your doctor for a checkup every year.


And fight cancer with a check!

Mail it to  
**CANCER**, in care  
of your local  
post office  
—NOW

**AMERICAN  
CANCER  
SOCIETY**

Superior's New Model 77

# VACUUM TUBE VOLTMETER WITH NEW 6" FULL-VIEW METER



Compare it to any peak-to-peak V.T.V.M. made by any other manufacturer at any price!

- ✓ Model 77 completely wired and calibrated with accessories (including probe, test leads and portable carrying case) sells for only \$42.50.
- ✓ Model 77 employs a sensitive six inch meter. Extra large meter scale enables us to print all calibrations in large easy-to-read type.
- ✓ Model 77 uses new improved SICO printed circuitry.
- ✓ Model 77 employs a 12AU7 as D.C. amplifier and two 9006's as peak-to-peak voltage rectifiers to assure maximum stability.
- ✓ Model 77 uses a selenium-rectified power supply resulting in less heat and thus reducing possibility of damage or value changes of delicate components.
- ✓ Model 77 meter is virtually burn-out proof. The sensitive 400 microampere meter is isolated from the measuring circuit by a balanced push-pull amplifier.
- ✓ Model 77 uses selected 1% zero temperature coefficient resistors as multipliers. This assures unchanging accurate readings on all ranges.

## SPECIFICATIONS

- DC VOLTS—0 to 3/15/75/150/300/750/1500 volts at 11 megohms input resistance.
- AC VOLTS (RMS)—0 to 3/15/75/150/300/750/1500 volts.
- AC VOLTS (Peak to Peak)—0 to 8/40/200/400/800/2000 volts.
- ELECTRONIC OHMMETER—0 to 1000 ohms/10,000 ohms/100,000 ohms/1 megohm/10 megohms/100 megohms/1,000 megohms.
- DECIBELS—-10 db to +18 db, +10 db to +38 db, +30 db to +58 db. All based on 0 db = .006 watts (6 mw) into a 500 ohm line (1.73v).
- ZERO CENTER METER—For discriminator alignment with full scale range of 0 to 1.5/7.5/37.5/75/150/375/750 volts at 11 megohms input resistance.

The model 77 will measure DC with negligible loading and AC of ANY WAVE FORM; whether sine wave, pulse wave, spike wave, square wave or other complex wave forms. It will measure all AC from 30 cycles to over 5 megacycles and will do so without additional accessories or cables.

**AS A DC VOLTMETER:** The Model 77 will measure any voltage up to 1500 volts with negligible loading. It is indispensable in receiver and Hi-Fi Amplifier servicing and a must for Black and White and color TV servicing where circuit loading cannot be tolerated. A special feature permits accurate zero center measurements necessary for the true alignment of Foster-Seely (Armstrong) FM detectors, Ratio Detectors and the newest Gated Beam Detectors.

**AS AN AC VOLTMETER:** The old-fashioned laboratory AC V.T.V.M. was cumbersome, erratic, and required several dial manipulations to arrive at a reading. The Model 77 when connected to a circuit will quickly and simply measure its RMS value if sine wave, and its peak-to-peak value if complex wave. Pedestal voltages that determine the "black" level in TV receivers, sync pulses and saw tooth voltages, are easily read with the Model 77.

**AS AN ELECTRONIC OHMMETER:** Because of its wide coverage of measurement in the resistance range (from .2 ohms to 1,000 megohms) the Model 77 will be your most frequently used resistance meter. Leaky capacitors which may not show up on other resistance meters, show up glaringly when tested with the new Model 77. Because of its sensitivity and low loading, intermittents are more easily found, isolated and repaired.

Model 77 comes complete with operating instructions, probe and test leads. Use it on the bench—use it on calls. A streamlined carrying case, included at no extra charge, accommodates the tester, instruction book, probe and leads. Operates on 110-120 volt 60 cycle. Only

**\$42<sup>50</sup>**

## SHIPPED ON APPROVAL NO MONEY WITH ORDER—NO C.O.D.

SEE FOLLOWING PAGE FOR COMPLETE DETAILS

MOSS ELECTRONIC DISTRIBUTING CO., INC. DEPT. D-468 3849 TENTH AVENUE, NEW YORK 34, N.Y.

# TRY FOR 10 DAYS

**before** you buy! **then** if satisfactory pay in easy, interest free, monthly payments. See coupon below.

Superior's New Model 76

## ALL PURPOSE BRIDGE

IT'S A **CONDENSER BRIDGE**

IT'S A **SIGNAL TRACER**

IT'S A **RESISTANCE BRIDGE**

IT'S A **TV ANTENNA TESTER**

### Specifications

#### ✓ CAPACITY BRIDGE SECTION

4 Ranges: .00001 Microfarad to .005 Microfarad; .001 Microfarad to .5 Microfarad; .1 Microfarad to 50 Microfarads; 20 Microfarads to 1000 Microfarads. Will also measure the power factor of all condensers from .1 to 1000 Microfarads.

#### ✓ RESISTANCE BRIDGE SECTION

2 Ranges: 100 ohms to 50,000 ohms; 10,000 ohms to 5 megohms.

#### ✓ SIGNAL TRACER SECTION

With the use of the R.F. and A.F. Probes included with the Model 76, you can

make stage gain measurements, locate signal loss in R.F. and Audio stages, localize faulty stages, locate distortion and hum, etc.

#### ✓ TV ANTENNA TESTER SECTION

Loss of sync., snow and instability are only a few of the faults which may be due to a break in the antenna, so why not check the TV antenna first? Locates a break in any TV antenna and measures the location of the break in feet from the set terminals.

Complete with R.F. and A.F. probes and test leads **\$26.95<sup>Net</sup>**



Model 76—All Purpose Bridge

Total Price **\$26.95**

Terms: \$6.95 after 10 day trial then \$5.00 per month for 4 months.

Superior's New Model TV-50

## GENOMETER

7 Signal Generators in One!

- ✓ R.F. Signal Generator for A.M.
- ✓ R.F. Signal Generator for F.M.
- ✓ Audio Frequency Generator

**DOT PATTERN GENERATOR (FOR COLOR TV):** The Dot Pattern projected on any color TV Receiver tube by the Model TV-50 will enable you to adjust for proper color convergence.

**R. F. SIGNAL GENERATOR:** 100 Kilocycles to 60 Megacycles on fundamentals and from 60 Megacycles to 180 Megacycles on powerful harmonics.

**VARIABLE AUDIO FREQUENCY GENERATOR:** Provides a variable 300 cycle to 20,000 cycle peaked wave audio signal.

- ✓ Bar Generator
- ✓ Cross Hatch Generator
- ✓ Color Dot Pattern Generator
- ✓ Marker Generator

**MARKER GENERATOR:** The following markers are provided: 189 Kc., 262.5 Kc., 456 Kc., 600 Kc., 1000 Kc., 1400 Kc., 1600 Kc., 2000 Kc., 2500 Kc., 3579 Kc., 4.5 Mc., 5 Mc., 10.7 Mc., (3579 Kc. is the color burst frequency.)

**BAR GENERATOR:** Pattern consists of 4 to 16 horizontal bars of 7 to 20 vertical bars.

**CROSS HATCH GENERATOR:** The pattern consists of non-shifting horizontal and vertical lines interlaced to provide a stable cross-hatch effect. **\$47.50<sup>Net</sup>**  
Complete with shielded leads



Model TV-50 — Genometer

Total Price **\$47.50**

Terms: \$11.50 after 10 day trial, then \$6.00 per month for 6 months.

We invite you to try before you buy any of the models described on this page, the preceding page and the following pages. If after a 10 day trial you are completely satisfied and decide to keep the Tester, you need send us only the down payment and agree to pay the balance due at the monthly indicated rate.

### **NO INTEREST** **OR FINANCE** **CHARGES ADDED!**

If not completely satisfied, you are privileged to return the Tester to us, cancelling any further obligation.

## SEE OTHER SIDE

CUT OUT AND MAIL TODAY! ▶

### MOSS ELECTRONIC DISTRIBUTING CO., INC.

Dept. D-468, 3849 Tenth Ave., New York 34, N. Y.

Please send me the units checked on approval. If completely satisfied I will pay on the terms specified with no interest or finance charges added. Otherwise, I will return after a 10 day trial positively cancelling all further obligation.

- |  |   |
|--|---|
| <input type="checkbox"/> Model 76..... Total Price \$26.95<br>\$6.95 within 10 days. Balance \$5.00<br>monthly for 4 months.     | <input type="checkbox"/> Model TW-11..... Total Price \$47.50<br>\$11.50 within 10 days. Balance \$6.00<br>monthly for 6 months.  |
| <input type="checkbox"/> Model TV-50..... Total Price \$47.50<br>\$11.50 within 10 days. Balance \$6.00<br>monthly for 6 months. | <input type="checkbox"/> Model TV-12..... Total Price \$72.50<br>\$22.50 within 10 days. Balance \$10.00<br>monthly for 5 months. |
| <input type="checkbox"/> Model 77..... Total Price \$42.50<br>\$12.50 within 10 days. Balance \$6.00<br>monthly for 5 months.    |   |

Name .....

Address .....

City ..... Zone..... State.....

All prices net, F.O.B., N. Y. C.

# SHIPPED ON APPROVAL NO MONEY WITH ORDER NO C.O.D.

## Superior's New Model TW-11 **TUBE TESTER**

• Tests all tubes, including 4, 5, 6, 7, Octal, Lockin, Hearing Aid, Thyatron, Miniatures, Sub-miniatures, Novals, Subminars, Proximity Fuse Types, etc.

• Uses the new self-cleaning Lever Action Switches for individual element testing. All elements are numbered according to pin-number in the RMA base numbering system. Model TW-11 does not use combination type sockets. Instead individual sockets are used for each type of tube. Thus it is impossible to damage a tube by inserting it in the wrong socket.

• Free-moving built-in roll chart provides complete data for all tubes. Printed in large easy-to-read type.

**NOISE TEST:** Phono-jack on front panel for plugging in either phones or external amplifier detects microphonic tubes or noise due to faulty elements and loose internal connections.

**EXTRAORDINARY FEATURE  
SEPARATE SCALE FOR LOW-CURRENT TUBES** Previously, an emission-type tube testers, it has been standard practice to use one scale for all tubes. As a result, the calibration for low-current types has been restricted to a small portion of the scale. The extra scale used here greatly simplifies testing of low-current types.

Housed in hand-rubbed oak cabinet **\$47.50** Net

## Superior's New Model TV-12 **TRANS-CONDUCTANCE TUBE TESTER**

★ Employs improved TRANS-CONDUCTANCE circuit. An in-phase signal is impressed on the input section of a tube and the resultant plate current change is measured. This provides the most suitable method of simulating the manner in which tubes actually operate in Radio & TV receivers, amplifiers and other circuits. Amplification factor, plate resistance and cathode emission are all correlated in one meter reading.

★ **NEW LINE VOLTAGE ADJUSTING SYSTEM.** A tapped transformer makes it possible to compensate for line voltage variations to a tolerance of better than 2%.

★ **SAFETY BUTTON** — protects both the tube under test and the instrument meter against damage due to overload or other form of improper switching.

### EXTRA FEATURE:

**Model TV-12 Also Tests Transistors!**

A transistor can be safely and adequately tested only under dynamic conditions. The Model TV-12 will test all transistors in that approved manner, and quality is read directly on a special "transistor only" meter scale. Housed in hand-rubbed oak cabinet **\$72.50** Net

# TRY FOR 10 DAYS

**BEFORE** you buy! **THEN** if satisfactory pay in easy, interest free, monthly payments. See coupon inside.

We invite you to try before you buy any of the models described on this and the preceding pages. If after a 10 day trial you are completely satisfied and decide to keep the Tester, you need send us only the down payment and agree to pay the balance due at the monthly indicated rate. (See other side for time payment schedule details.)

## **NO INTEREST OR FINANCE CHARGES ADDED!**

If not completely satisfied, you are privileged to return the Tester to us, cancelling any further obligation.

## **SEE OTHER SIDE**

**CUT OUT AND MAIL TODAY!**



Model TW-11 — Tube Tester  
Total Price \$47.50  
Terms: \$11.50 after 10 day trial,  
then \$6.00 per month for 6  
months.



Model TV-12—Transconductance  
Tube Tester—Total Price \$72.50  
Terms: \$22.50 after 10 day trial,  
then \$10.00 per month for 5  
months.

**FIRST CLASS**

Permit No. 61430

New York, N. Y.

VIA AIR MAIL



**BUSINESS REPLY CARD**

No Postage Stamp Necessary if Mailed in the U. S.

POSTAGE WILL BE PAID BY —

**MOSS ELECTRONIC DIST. CO., INC.**

**3849 TENTH AVENUE**

**NEW YORK 34, N. Y.**