

POPULAR ELECTRONICS

JANUARY
1958

35
CENTS

NIM BUILD A NEW ELECTRONIC GAME

(plans on p. 37)

- UNIQUE HI-FI AMPLIFIER
- AM/FM TUNING METERS
- LEAN-POCKET VOLTMETERS



E-29-14762-10
LOUIS HAFORD
18108 WINDWARD
CLEVELAND 19 OHIO



NATIONAL'S NEW

FOR 'ROUND THE WORLD LISTENING



NC66



YOURS FOR ONLY \$12.95 DOWN ❄

Most versatile all-wave receiver! Portable; AC/DC/Battery operation. Thrill to radio shows from world wide points. Hear messages from ships at sea, planes in flight! Excellent for boatmen, businessmen, travelers, armed forces personnel, outdoorsmen, hobbyists, and for foreign language broadcasts. Use it at home or away . . . indoors or out. Five band coverage: Enjoy hours of fun listening to standard broadcasts, shortwave programs, amateur (ham) conversations. Also DF beacon service for marine use.

Receives voice or code, salt spray tested, two antennas, provisions for National's RDF-66 direction finder accessory for marine use. Two-tone gray finish, chrome trim. Weighs only 16 lbs. (less batteries), 12-5/16" x 9-11/16" x 10".

* Only \$12.95 down

Up to 20 months to pay at most receiver distributors.

* Suggested price: \$129.95**

** Prices slightly higher west of Rockies and outside U. S. A.

National 

Since 1914



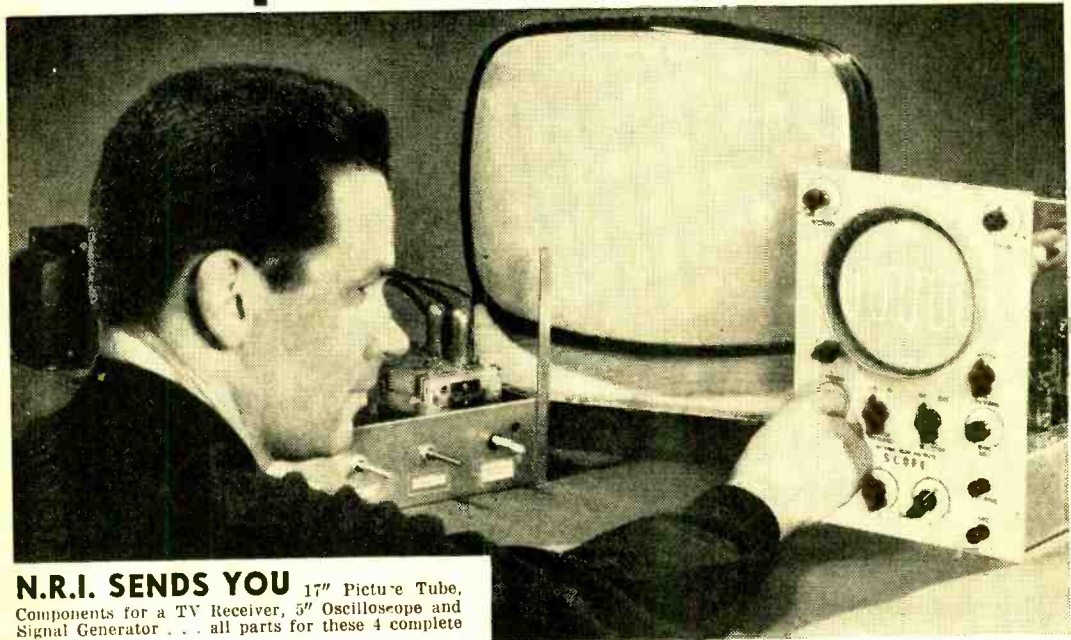
tuned to tomorrow

Malden 48, Mass.

NC-188: National's new budget-priced general coverage receiver . . . ideal for short wave and amateur listening. \$15.95 down, up to 20 months

to pay at most receiver distributors. Suggested price: \$159.95, prices slightly higher west of Rockies and outside U. S. A.

NOW—A Faster Way to Reach the Top in TV SERVICING



N.R.I. SENDS YOU 17" Picture Tube, Components for a TV Receiver, 5" Oscilloscope and Signal Generator . . . all parts for these 4 complete units.

N.R.I. All-Practice Method Trains You at Home in Spare Time to Fix TV Sets Quickly, with Confidence

The man who knows the answers—the Professional TV Technician enjoys the prestige, gets the better jobs, the higher pay. Here is the learn-by-practice training to be a Professional TV Technician. It shows you the way to be the boss, to earn top pay. Television Servicing needs more well trained men. If you have a basic knowledge of radio and electronics you can make some Television repairs simply by trial and error. But sooner or later you will face TV Service problems you can not solve. And you can't get the training you need while customers wait.

N.R.I. Is Oldest and Largest Home Study Radio-TV School

Over forty years experience and the record and reputation of N.R.I. back up this learn-by-doing Professional TV Servicing Course. Instead of just reading about TV problems, you build and conduct experiments on circuits in a TV receiver. You learn methods, "Tricks of the trade" proved by top TV Servicemen. You learn to fix any set, any model with confidence.

You Get COLOR TV Textbooks Early

The day you enroll, N.R.I. sends you special Color-TV books to speed your

knowledge and understanding of this vast, growing phase of Television. Many full color pictures and diagrams help you recognize defects and help you learn how to correct them quickly and properly. To cash in on the coming Color TV boom, you'll need the kind of knowledge and experience this N.R.I. training gives.

This is 100% learn-by-doing, practical training. Here is a course for men who know basic theory, either from Radio or TV Servicing experience or planned training but realize the need for more knowledge to forge ahead. Here is what one graduate, G. G. Stethem of Belpre, Ohio, says, "I can not praise N.R.I.'s Professional TV

Course highly enough. I have my own spare time shop and all the Radio-TV work I can handle."

Another graduate, Edward Ravitsky of Northumberland, Pa., says, "I have taken your course in Professional TV Servicing. It takes the kind of experience you offer to really learn." If you want to go places faster in TV Servicing, make your future more secure as the industry develops, we invite you to find out what you get, what you practice, what you learn from N.R.I.'s Course in Professional TV Servicing. Mail the coupon now. There is no obligation. NATIONAL RADIO INSTITUTE, Dept. 8AD4T, Washington 16, D. C.



Send for FREE BOOK

NATIONAL RADIO INSTITUTE

Dept. 8AD4T, Washington 16, D. C.

Please send FREE copy of "How to Reach the Top in TV Servicing." I understand no salesman will call.

Name..... Age.....

Address.....

City..... Zone..... State.....

ACCREDITED MEMBER NATIONAL HOME STUDY COUNCIL

POPULAR ELECTRONICS is published monthly by Ziff-Davis Publishing Company, William B. Ziff, Chairman of the Board (1946-1953), at 64 E. Lake St., Chicago 1, Ill. Entered as second class matter August 27, 1954 at the Post Office, Chicago, Illinois. SUBSCRIPTION RATES: One year U.S. and possessions, and Canada \$4.00; Pan-American Union countries \$4.50, all other foreign countries \$5.00.

POPULAR ELECTRONICS

VOLUME 8

NUMBER 1

CONTENTS

FEATURE Articles and Electronic Developments

Inventors Start Young.....	50
INFRARED—Jack of All Trades.....	Melvin Mandell 53
Oscilloscope Traces—I.F. Check.....	Howard Burgess 57
International Television DX'ing.....	70

ELECTRONIC Build-It-Yourself Projects

Win at NIM with DEBICON.....	Harvey Pollack 37
Pocket Size Test Instruments—Part I.....	E. G. Louis 43
Inexpensive Dial Setter.....	Robert J. Murray 51
DX with a D-Q.....	William I. Orr 65
Build an Electric Shutter Release.....	A. J. Lowe 85

AUDIO and Hi-Fi Features

Float-Phase Amplifier for Hi-Fi Fans.....	Paul Harvey 47
Winter Hi-Fi Season.....	60
Tune on the Nose.....	Bradford O. Van Ness 79

Experimenter's Workshop

Grip That Arm!.....	Art Trauffer 83
Protect Your Car!.....	R. Wayne Crawford 83
Raise The Pickup!.....	Carl Dunant 83
Better Tone from Your TV.....	Leo Sands 84
Use a Neon Lamp to "Detect" Lighting.....	Frank H. Tooker 84

Miscellaneous Electronic News

Detectors Test A-Blast Radiation Above and Below Ground.....	42
Experimental 60-kc. Standard Frequency.....	42
They Start Young in the Electronic Computer Field.....	42
Color Video Taping.....	78
Power Failure Locator.....	78
Radio Library Aids Blind Electronics Enthusiasts.....	78

(Also see page 6 for DEPARTMENTS)

Cover photo by Dan Rubin

Copyright © 1957 by Ziff-Davis Publishing Company.
All rights reserved.

Average Net Paid Circulation 261,625

JANUARY 1958

Publisher

OLIVER READ, W1ET1

Executive Editor

OLIVER P. FERRELL

Managing Editor

VIN ZELUFF, W2HSU

Technical Editor

LARRY KLEIN

Associate Editors

MIKE BIENSTOCK
HANS H. FANTEL
MARGARET MAGNA

Editorial Assistant

ARDEANE TRATZKI

Contributing Editors

H. BENNETT L. E. GARNER, JR.
H. S. BRIER H. POLLACK
J. T. FRYE R. P. TURNER

West Coast Editor

EDWARD A. ALTSHULER

Art Editor

ALFONS J. REICH

Art and Drafting Dept.

J. A. ROTH
W. K. VAHLISING
M. WHELPLEY

Advertising Director

JOHN A. RONAN, JR.

Advertising Manager

WILLIAM G. McROY



ZIFF-DAVIS PUBLISHING CO., 366
Madison Ave., New York 17, N. Y.
William Ziff, President; H. J. Morganroth,
Vice President; Michael H. Froelich, Vice
President; Michael Michaelson, Vice
President and Circulation Director;
George Carney, Secretary-Treasurer;
Albert Gruen, Art Director.



Member
Audit Bureau
of Circulations



BRANCH OFFICES: Midwestern Office,
64 E. Lake St., Chicago, Ill., Jim Weakley,
advertising manager; Western Office,
Room 412, 215 W. 7th St., Los Angeles
17, Calif., John E. Payne, manager.

SUBSCRIPTION SERVICE

All communications concerning sub-
scriptions should be addressed to Cir-
culation Dept., 64 E. Lake St., Chicago
1, Ill. Include your old address as
well as new—enclosing if possible an
address label from a recent issue of
this magazine. Allow at least 4 weeks
for change of address.

CONTRIBUTORS:

Contributors are advised to retain a
copy of their manuscripts and illustrations.
Contributions should be mailed to
the New York Editorial Office and
must be accompanied by return post-
age. Contributions will be handled with
reasonable care, but this magazine as-
sumes no responsibility for their safety.
Any copy accepted is subject to what-
ever adaptations and revisions are ne-
cessary to meet the requirements of this
publication. Payment covers all au-
thor's, contributor's and contestant's
rights, titles, and interest in and to
the material accepted and will be made
at our current rates upon acceptance.
All photos and drawings will be con-
sidered as part of material purchased.

POPULAR ELECTRONICS

TRAIN FOR OPPORTUNITY FIELD OF

ELECTRONICS

ON REAL EQUIPMENT

IN THE GREAT SHOPS

OF **COYNE**



LARGEST, OLDEST AND BEST EQUIPPED SCHOOL OF ITS KIND IN U.S.

This five story Chicago building is occupied entirely by Coyne. Five big floors of Classrooms and over a quarter of a million dollars worth of Equipment. Thousands of successful men have trained at Coyne. There is no substitute for Coyne's wealth of experience.



OPPORTUNITIES IN ELECTRICITY-ELECTRONICS

Train the Coyne way for a better job in *Electricity-Electronics*—a field that offers a world of opportunities now and in the years ahead. In industry—in the home—Electricity and Electronics are playing a vastly greater role than ever before. New developments and rapid growth are creating increasing job opportunities. Automation Electronics—one of the more recent applications of Industrial Electronics to manufacturing processes—promises to create additional demands for trained Electrical-Electronics men such as we have never seen. Electrical Training can be taken separately or combined with Television-Radio. Send coupon for more information.

Training in Refrigeration and Electric Appliances can be included.

YOU TRAIN IN CHICAGO—Learn the easier practical way in shops of Coyne in Chicago. Shop work plus technical training. No advanced education or previous experience needed. Lifetime Employment Service to Coyne Graduates.

START NOW—PAY LATER

New liberalized credit terms and Finance Plans. Part-time employment service to students. Help in making housing arrangements.

VETERANS OR NON-VETERANS

Coyne training is offered to Veterans and Non-Veterans alike. We'll send Bulletin giving full information. Send coupon for details.



1. You are told the how and why of each job.



2. You're shown how to do it by trained instructors.



3. You do the jobs yourself on finest equipment.


D. W. COOKE JR., President

COYNE FOUNDED 1899
ELECTRICAL SCHOOL

A Technical Trade Institute Operated Not For Profit

500 S. Paulina Street, Chicago, Dept. 18-71H

ELECTRICITY • RADIO • TELEVISION • REFRIGERATION • ELECTRONICS



TELEVISION — RADIO ELECTRONICS

Great opportunity for a good job or your own business in one of America's fastest growing branches of Electronics! New stations by the hundreds . . . new sets by the millions . . . and now Color TV . . . all means greater opportunities in Sales and Service. Separate courses in Radio-Television or in combination with Electricity-Electronics available. Coupon brings details.

Mail coupon for big free book!

48 Page Illustrated Book, "Guide to Careers" gives you all the facts. Whether you prefer Electricity-Television-Radio or Combined Electronics Training this book describes all training offered.

Information comes by mail. No obligation and no salesman will call.



Coyne Electrical School, Dept. 18-71H
500 S. Paulina St., Chicago 12, Ill.

Send **BIG FREE BOOK** and details of all training you offer. However, I am especially interested in

- Electricity-Electronics Television-Radio
 Combined Electronics Training


Name _____

Address _____

City _____ State _____

(I understand no Salesman will call.)

THIS IS THE WAY
A GREAT TAPE RECORDER
IS BUILT...



the
NORELCO[®]

'CONTINENTAL'

world's most advanced all-in-one portable

TAPE RECORDER

Engineered by Philips of the Netherlands, world pioneers in electronics
Precision-crafted by Dutch master technicians

Styled by the Continent's top designers
Three speeds (7 1/2, 3 3/4 and 1 1/2 ips)...
twin tracks... push-button controlled
Special narrow-gap (0.0007 in.) head
for extended frequency response
Built-in, wide-range Norelco speaker
Also plays through external hi-fi set

For the name and address of your nearest Norelco dealer, write to Dept. 86



NORTH AMERICAN PHILIPS CO., INC.
High Fidelity Products Division
230 DUFFY AVENUE, HICKSVILLE, L.I., N.Y.

DEPARTMENTS

Carl & Jerry.....	John T. Frye	8
Letters from Our Readers.....		22
POP'tronics Bookshelf.....		28
Tips and Techniques.....		30
Short-Wave Report.....	Hank Bennett	64
After Class.....		68
Transistor Topics.....	Lou Garner	71
Among the Novice Hams.....	Herb S. Brier	73
Kit Builder's Korner.....		75
Tools and Gadgets.....		86

COMING NEXT MONTH
(FEBRUARY)



(ON SALE JANUARY 28)


In answer to the requests of many readers who want to build a proximity detector, our February cover shows a battery-operated unit that is completely independent of the household power line. When it detects the presence of a person in the vicinity of its sensing antenna plate, a warning lamp can be made to light or a bell to ring. All the details of its construction are included—except, of course, we don't furnish the young lady shown on the cover.

Articles on how to build more simple pocket-sized testers, a Conelrad warning alarm that every home should have, a wireless microphone, and how to make and use wave traps will also help you while away these long winter evenings on constructive projects.

IN THIS MONTH'S
RADIO & TV NEWS
(JANUARY)

- Electroluminescence—Light of the Future
- Measuring Tape Recorder Wow and Flutter
- Stereo Control Center
- Subminiature Transistor Power Supply
- 30-Watt Transistor Mobile Modulator

Can you think faster than this Machine?



Control Panel of GENIAC set up to do a problem in space ship engineering

Be careful before you answer. GENIAC® the first electrical brain construction kit is equipped to play tic-tac-toe, cipher and encipher codes, convert from binary to decimal, reason in syllogisms, as well as add, subtract, multiply and divide. Specific problems in a variety of fields—actuarial, policy claim settlement, physics, etc., can be set up and solved with the components. Connections are solderless and are completely explained with templates in the manual. This covers 33 circuits and shows how new ones can be designed.

You will find building and using GENIACS® a wonderful experience; one kit user wrote us: "this kit has opened up a new world of thinking to me." You actually see how computing, problem solving, and game play (Tic-tac-toe, nim, etc.) can be analyzed with Boolean Algebra and the algebraic solutions transformed directly into circuit dia-

grams. You create from over 400 specially designed and manufactured components a machine that solves problems faster than you can express them.

Schools and colleges, teachers of science or math, engineering, philosophy or psychology will find these excellent demonstrators of circuitry solutions in symbolic logic, theory of numbers, cybernetics, and automation.

NOTE: Teachers take advantage of our 10% discount to educational institutions and for group purchases.

Send for your GENIAC® kit now. Only \$19.95 with over four hundred components and parts, fully illustrated manual and wiring diagrams. We guarantee that if you do not want to keep GENIAC after two weeks you can return it for full refund plus shipping costs.

A MACHINE THAT PLAYS NIM

Yes every GENIAC® comes complete with the materials and circuits for wiring up a machine that plays NIM. No extra charge. See article in January Popular Electronics.

NEW—A MACHINE THAT COMPOSES MUSIC

Our amazing machine that composes music was designed by one of the people (a sixteen year old boy) who bought the GENIAC® to learn how to design computers. Use it to make up your own tunes automatically with the GENIAC® computer kit. 1958 Model.

Some Firms and Institutions that have ordered GENIAC:

Allis-Chalmers
Remington-Rand
International
Business
Machines
Wheeldex Mfg. Co.
Manuel Missionary
College
Los Angeles
Public Schools
Kansas State
University
Duke University
Coral Gables
Bell Telephone
Laboratories

Walter V. Clarke
Associates
Barnard College
Westinghouse
Electric
Phillips
Laboratories
General Insurance
Co. of America
Lafayette Radio
Rohr Aircraft Co.
Albert Einstein
Medical College
Naval Research
Laboratory

Other machines you can build with your 1958 Model GENIAC® Computer Kit.

Machine for a Space Ship's Airlock—Special Combination Lock—Adding-subtracting-multiplying and dividing machines—Comparing and reasoning machines—Intelligence testing machines—Uranium Shipment and the Space Pirates—Machine to play Tic-Tac-Toe—Translator from binary to decimal and dozens of others.

What Comes With Your 1958 Model GENIAC?

Rack, shown in picture; parts tray; guaranteed long lasting American Manufacture bulbs; porcelain sockets; special wipers and contacts; tools, battery; uniquely designed holder plus seven booklets and publications including: 64 Page GENIAC® manual; full length book: Minds and Machines describing computers, robots, and automation; GENIAC® Wiring Diagrams; Beginners Manual for the person who has little or no knowledge of circuits; GENIAC® Study Guide—the equivalent of a full course in computer fundamentals, lists additional readings; and exclusively in 1958 Model GENIAC® Symbolic Logic and Circuits Design by Claude Shannon.

SEND for your GENIAC® now. At only \$19.95 a bargain. Comes complete with over 400 parts and components. 7 Books and manuals. We guarantee that if you do not want to keep GENIAC after two weeks you can return it for full refund.

K1—Only
\$19⁹⁵

(Add \$1.00 W. of Miss.
\$2.00 Outside U. S.)

OLIVER GARFIELD CO., INC.

DEPT. PE18A

126 LEXINGTON AVENUE

NEW YORK 16, N. Y.

January, 1958

7

**DO YOU
HAVE the
EARS**



for EASY LISTENING?

**NOW YOU CAN HAVE EASY
LISTENING at a LOW COST**

Easy listening — velvet smooth response over the entire audio range—that's what you get in a new Utah Unidrive Coaxial High Fidelity Reproducer.

Engineered for exceptionally fine frequency extension of both the bass and extremely high registers—a Unidrive will give you unsurpassed tonal quality—with minimum distortion—a velvet smoothness that is a revelation and a real pleasure to hear.

The Utah Unidrives are unique in design and assembly technique. A single, high efficiency magnet drives two perfectly matched and balanced high and low frequency cones with mechanical crossover, to achieve an efficiency heretofore unattainable in conventional designs. A newly developed skiver roll cone treatment immeasurably increases speaker lifetime.

★ See and hear the new Utah Unidrives at your dealers today. Available in six models and five sizes—6 X 9", two 8", two 12" and 15". Starting at the unbelievably low price of only \$15.95.

utah

**RADIO PRODUCTS
CORPORATION
HUNTINGTON, INDIANA**

Expt. Dept. Fidevox International, Chi., Ill.



Cupid and the Ions

OUTSIDE, the winter night was fit for neither man nor beast. A roaring wind drove sleet against the windows with a sound like the scratching of tiny claws. Inside, though, Carl and Jerry were warm and cozy and really living it up. They were sitting at a kitchen table drinking Cokes and eating buttered popcorn which was being freshly popped by an attractive girl in a bright blue sweater and dark treader pants.

The girl was Norma, who lived next door to Jerry. She had asked the boys to see if they could find out what was wrong with her TV set. They had quickly spotted the trouble, a lead-in broken loose by the wind at a lightning arrester; and after they repaired it, Norma had insisted they come out to her kitchen for popcorn.

Ordinarily Carl and Jerry were pretty girl-shy, but Norma completely disarmed them. In the first place, she was safely ancient by their standards, being in her early twenties; and in the second place, she was such a warm, personable, pleasant sort of person that it was almost impossible to dislike her or even be shy with her.

"Guess that'll hold us for a while," she declared, dumping another popper of corn into the huge bowl on the table. "I really appreciate your fixing that TV," she continued. "Tomorrow night my OAO is coming over to watch the fight, and I fascinate him so much that if he found my set wasn't working he'd probably stay home and watch it on his own."

She said this with a self-mocking grin, but the boys detected a little bitterness in her tone.

"Now don't tell us you're having trouble with your love-life again," Carl mumbled with his mouth full of popcorn; "not after Jerry and I got rid of Melvin for you with that supersonic oscillator and nearly deafened poor Bosco doing it."


"Yeah," Jerry chimed in. "What's the matter with this 'One-And-Only' of yours? Is he blind? If I liked girls, I'd certainly go—that is—I mean—"

"Why, Jerry, that's the nicest thing anyone has almost said to me in months,"

Always say you saw it in—POPULAR ELECTRONICS

BRAND NEW!

Complete training in **BASIC ELECTRICITY**



only
\$6.50



No matter what you want to do in **ELECTRONICS, RADIO, COMMUNICATIONS** or **ELECTRICITY**, this is the most important training of all!

Here is a brand new home training book that is your key to the future!

Remember! Every piece of electrical equipment from giant industrial units to TV sets; from guided missile controls to hi-fi systems and all the rest are based on the same fundamental electrical principles. **Understand these principles thoroughly and the rest comes 10 times as easy!**

Includes **BASIC ELECTRONICS**

... general & industrial ... even covers transistors and their uses!

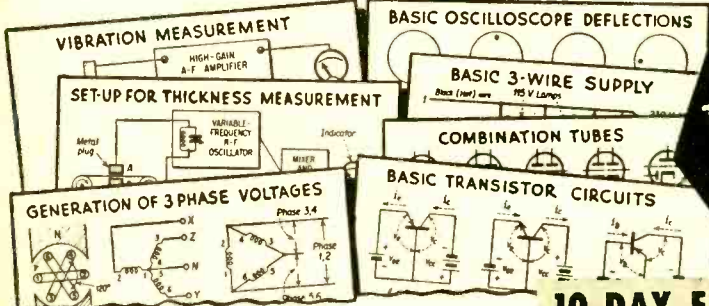
Brings you THE BASIC "KNOW HOW" of:

- Circuits & Currents; Controls; Electromagnetism; Capacitance; Inductance; Resistance; Phase Relations; Generators; Motors; Transformers; Rectifiers; Wiring; Illumination; Instruments; Measurements
- PLUS** Tubes; Amplifiers; Oscillators; Transistors; Industrial Instruments & Automation; X-Rays; Power Factor; Servos ... **AND DOZENS MORE.**

You'll read advanced technical articles with new understanding. You'll have a firm grasp of ALL electrical-electronic matters that will amaze you. And you'll be far better fitted for interesting, good-paying jobs anywhere in the world.

LEARN MORE! EARN MORE!

The new 396-page **BASIC ELECTRICITY** Manual by Rufus Turner brings you the training you need . . . in a way you can easily understand. From basic currents and circuits to electromagnetism . . . from polyphase systems to 'phone fundamentals . . . from ammeters to oscilloscopes . . . right down the line to transistors, tubes, sound reproduction, industrial applications and even telemetering, this great book covers every phase of the all-important, often neglected fundamentals.



PRACTICAL TRAINING THAT REALLY SHOWS YOU HOW

10-DAY FREE EXAMINATION

300 pictures and charts make everything doubly clear. You get practical examples of such things as reactance, phase relations, impedance . . . even power factor. You see how and why to make measurements by various methods. You learn about all instruments in common use. "Set-up" diagrams teach you to extend meter ranges or to measure temperature, speed, strain, thickness, etc. Essential elements such as motors, generators, batteries, poly-phase, etc. often neglected by ordinary electronic books are fully covered. Complicated controls are explained . . . with no need for advanced mathematics to understand them.

In short, **BASIC ELECTRICITY** brings you the kind of practical, diversified training that can pay off in a dozen different ways! Send coupon today. You be the judge without risking a cent!

Dept. PE-18, Rinehart & Co., Inc.
232 Madison Ave., New York 16, N. Y.

Send Turner's new **BASIC ELECTRICITY** manual for 10-day **FREE EXAMINATION**. If book is satisfactory, I will then send you \$6.50 (plus postage) promptly in full payment. If not, I will return book within 10 days and owe nothing. **SAVE! Send \$6.50 with order and we pay postage. Same 10-day return privilege with money refunded.**

Name.....
Address.....
City, Zone, State.....

OUTSIDE U.S.A.—Price \$7.00 cash with order. Money back if you return book within 10 days.

POPULAR ELECTRONICS

JANUARY
1958

35
CENTS

NIM BUILD A NEW ELECTRONIC GAME

(plans on p. 37)

- UNIQUE HI-FI AMPLIFIER
- AM/FM TUNING METERS
- LEAN-POCKET VOLTMETERS



E-29-147762-10
LOUIS HAFORD
18108 WINDWARD
CLEVELAND 19 OHIO



Carl & Jerry (Continued from page 8)

Norma declared with a beaming smile. "No, I don't think Mike is immune to feminine charm; he's just cagey. He takes care of the accounting machines in our office, and we've been dating for three or four months now. I just happen to know he's dating two other girls about as often as he dates me. He's good-looking, a good dresser, polite, free with his money, intelligent—and just too darned cool, calm, and uninterested!"

"I suppose you've tried the usual feminine wiles," Jerry said solemnly.

"All of 'em! I've tried the poor-little-helpless-me-and-big-strong-smart-you routine. I've practically drenched myself with everything from 'Chanel Number Five' to 'Sweet Surrender.' I prepared and fed him a steak dinner that cost me half a week's salary for groceries. I've even taken up his hobby of bowling, which I despise. And I've tried being 'busy' when he asked for a date—you know, the old hard-to-get business. I've not missed a trick, but there's nothing."

"Your trouble," Carl offered, "is that you're trying to make *him* like *you*. You ought to be making him like himself when he's *with* you. Guys are dumb. When this happens to them, they think it's the girl they like."

Norma gave him an astonished, wide-eyed look as she said: "Hey, you're not supposed to know that! What do you think I was doing with that clinging-vine stuff?"

"That's too old and easy to see through. This character sounds like a smart cookie, and we need something more subtle. If we just had some way to make him feel better when he's with you than he does at any other time, he wouldn't be able to stay away from you."

"That's a pretty big 'if,'" Norma sighed.

"H-M-M-M," Jerry said, with a wrinkled brow; "I'm beginning to get an idea. I was reading a theory the other day that there's a definite relationship between the ionization of the atmosphere and the moods of people. Now if we could just surround him with a favorable ionization when he's in your presence—" his voice trailed off as the far-away "inventing" look came into his eyes.

"What's the normal ionization of the atmosphere?" Carl asked.

"The ionosphere has a positive charge and the earth a negative one. Ordinarily a steady stream of positive ions flows down through the atmosphere to the earth. The current represented by this rain of ions averages about 3.7 microamperes per

NEW G-E VR II

A dramatic new cartridge to bring you new heights in Hi-Fi performance!

New Full-range Reproduction. General Electric's VR II magnetic cartridge makes possible faithful reproduction in the frequency range from 20 through 20,000 cycles.

New 4-Gram Tracking Force. Lateral compliance of the VR II has been extended to 1.7×10^{-6} cm per dyne, permitting a tracking force of only 4 grams to minimize record and stylus wear.

Instant CLIP-IN-TIP Stylus. Stylus replacements can be made at home without removing cartridge from tone arm. No need to discard an entire assembly when only one tip is worn.

New Electrostatic Shielding. Prevents pick-up of electrostatic in-


terferences and hum; also grounds stylus assembly, preventing build-up of electrostatic charges from the record surface.

New Lightweight Construction. Microscopic precision and strong, lightweight construction of General Electric's new VR II assures your continued pleasure and satisfaction.

Hear the difference! Ask for a demonstration at your dealer's.

For further information write to:
Specialty Electronic Components Dept.
Section E1-58
West Genesee Street, Auburn, New York

In Canada:
Canadian General Electric Company
189 Dufferin Street, Toronto 3, Canada



GENERAL  ELECTRIC

Always say you saw it in—POPULAR ELECTRONICS

FREE FACTS FOR MEN 17-55!

Prepare in Spare Time For Profitable Jobs In . . .

ELECTRONICS

AS USED IN

GUIDED MISSILES

TELEVISION — RADAR — MICRO-WAVES, ETC.

No Advanced Education or Previous Technical Experience Required!

A man doesn't even have to know how to splice a lamp cord or use a soldering iron to be eligible to prepare in his spare time at home to enter the big opportunity field of Electronics. As a result, many laborers and bookkeepers, store clerks, shop men, farmers, and men of nearly every calling—have taken the DeVry Tech program, and today have good jobs or service shops of their own in Electronics.

Marvels of Electronics

Satellites, guided missiles, and other marvels made possible by Electronics bring us into a new era of wonderment and opportunity!

Employment Service



Puts you in touch with job opportunities—or helps you toward a better position in the place where you are now employed.

Draft Age?

We have valuable information for every man of draft age; so if you are subject to military service, be sure to check the coupon.

KEEP YOUR JOB!

As you train for a good opportunity that pays real money in Electronics, you won't have to interfere with your present job. Your chances of preparing to enter Electronics need not be held back because of the job you hold today. Send coupon for full facts!

Prepare NOW

At Home or at our Chicago or Toronto Laboratories!

Use part of the income from the job you have today to prepare at home for a highly interesting and profitable career tomorrow! Or, come to Chicago or Toronto and train full time in well-equipped laboratories. It's probably easier than you think. Send coupon for FREE FACTS!

"One of North America's Foremost Electronics Training Centers"

Accredited Member of National Home Study Council



DeVRY TECHNICAL INSTITUTE
CHICAGO 41, ILLINOIS
Formerly DeFOREST'S TRAINING, INC.



Sample Booklet FREE!

We'll give you a free copy of an interesting booklet, "Electronics and YOU." See for yourself how you may take advantage of the opportunities in this fast-growing field.



DeVRY TECHNICAL INSTITUTE
4141 Belmont Ave., Chicago 41, Ill., Dept. PE-1-O
Please give me your FREE booklet, "Electronics and YOU," and tell me how I may prepare to enter one or more branches of Electronics.

Name _____ Age _____
PLEASE PRINT

Street _____ Apt. _____

City _____ Zone _____ State _____

Check here if subject to Military Training.

DeVry Tech's Canadian Training Center is located at
2033 626 Roselawn Avenue, Toronto 12, Ontario

WHETHER YOU WANT
TO **LEARN** ABOUT
TRANSISTORS

OR **USE** THEM

VOLUME TWO
IS THE BOOK
FOR YOU



Raytheon Transistor Applications Book, Volume II, contains basic transistor theory and circuit design, installation and wiring hints for beginners. It has a wide variety of new, never before published applications — receivers, amplifiers, ham gear, test equipment, etc. — and complete information including wiring diagrams, illustrations and parts lists for making these items — for the experienced engineer, experimenter and hobbyists.

That makes it a must for all. Get your copy from your nearest Raytheon Tube Supplier or send 50¢ to Department V2.



Excellence in Electronics

RAYTHEON MANUFACTURING COMPANY
Newton 58, Massachusetts

Tubes • Transistors • Military and Commercial Equipment

Carl & Jerry (Continued from page 10)

square kilometer of the earth's surface, and this totals up to some 1800 amperes. A potential of around 300,000 volts between the ionosphere and the earth is required to force this current through the high resistance of the atmosphere."

"What produces the current?" Carl asked.

"No one is sure. There are several theories. One is that thunderstorms keep the ionospheric battery charged. At any rate, during thunderstorms the comparatively stable ionization of the atmosphere is upset. Franklin was getting both positive and negative charges from his kite flying in the storm. But have you ever noticed that during a thunderstorm and right after it many people seem to feel a mood of happiness and exhilaration?"

"I certainly have," Norma chimed in. "Children show it especially, probably because they're less inhibited. You know, they laugh and shout and run up and down through the water that flows in the gutters after a summer shower."

"Exactly! Now it just *could* be that they feel this way because the lightning has rendered the atmosphere negative—or at least less positive. I was thinking that we might use the high-voltage power supply out of an old projection TV set we have over in our lab so as to change the ionization in a small area. We could connect the positive side to ground and the negative side to a device with a lot of sharp points on it that would shove the negative electrons out into the air and neutralize the charge of the positive ions. Anyone in the vicinity would be in a negatively charged atmosphere—and might react accordingly."

"What say, Norma?" Carl asked.

"What have I got to lose?" Norma said recklessly. "How do we go about it?"

"WELL, suppose we install the gadget in your living room tomorrow and give it a try tomorrow night," Jerry suggested. "I suppose you and Mike will sit on that couch across from the TV set. We'll mount the de-ionizer close to the couch."

"Okay," Norma agreed; "but I think it'd be a pity if you two couldn't see how this experiment works out. I'll leave the shades up, and you can watch developments from Jerry's dining room right across from my living room. Really, though, you should be able to *hear* what's going on, too. Can't you geniuses manage that?"

"Easily, since you're agreeable," Jerry said. "We'll just put the pickup unit of an intercom set behind the couch and run leads across to a receiver unit in my house;

Always say you saw it in—POPULAR ELECTRONICS

HOW WOULD YOU LIKE TO BREAK INTO ENGINEERING STARTING NEXT MONTH?

Your start in Engineering could mean higher pay, more interesting work, a real chance for advancement. Here's how to do it—fast!

A career in Engineering may be closer than you think, whatever your age or education or present job.

You know about the tremendous demand for engineers and technicians. But do you know how easy it is to get the training that will qualify you for this vital work, and how quickly you can advance?

First Step Wins Job Consideration

The moment you enroll for a course in Engineering you're in a position to change your job. I. C. S. Engineering Courses, for example, start you off with Basic Mathematics and Drafting. Most employers are quick to accept men who start technical training.

Your Advancement Is Rapid

Your interest, your determination, your willingness to spend free hours improving your-

self all work in your favor. But your mastery of engineering subjects is what wins you the biggest boosts.

The I. C. S. method makes it possible for you to learn while you earn, to qualify yourself for upgrading step by step—from Draftsman to Detail Designer to Engineering Technician to full-fledged Engineer. It's a plan fitted to your needs, with personalized instruction and guidance, and, if you like, regular progress reports to your employer.

Mail Coupon for Free Books

If you are seriously interested in a fresh start in an opportunity-packed field, then mark and mail the coupon today. We'll send you *three* free books—(1) the 36-page career guide "How to Succeed," (2) Opportunity outlooks in your field of interest, (3) sample lesson (Math) demonstrating I. C. S. method.

For Real Job Security—Get an I. C. S. Diploma! I. C. S., Scranton 15, Penna. Accredited Member, National Home Study Council

INTERNATIONAL CORRESPONDENCE SCHOOLS



BOX 14949M, SCRANTON 15, PENNA.

(Partial list of 257 courses)

Without cost of obligation, send me "HOW TO SUCCEED" and the opportunity booklet about the field BEFORE which I have marked X (plus sample lesson):

ARCHITECTURE and BUILDING CONSTRUCTION

- Air Conditioning
- Architecture
- Arch. Drawing and Designing
- Building Contractor
- Building Estimator
- Carpentry and Millwork
- Carpenter Foreman
- Heating
- Interior Decoration
- Painting Contractor
- Plumbing
- Reading Arch. Blueprints

ART

- Commercial Art
- Magazine & Book Illus.
- Show Card and Sign Lettering
- Sketching and Painting

AUTOMOTIVE

- Automobiles
- Auto Body Rebuilding and Refinishing
- Auto Engine Tuneup
- Auto Technician

AVIATION

- Aero-Engineering Technology
- Aircraft & Engine Mechanic

BUSINESS

- Accounting
- Advertising
- Business Administration
- Business Management
- Cost Accounting
- Creative Salesmanship
- Managing a Small Business
- Professional Secretary
- Public Accounting
- Purchasing Agent
- Salesmanship
- Salesmanship and Management
- Traffic Management

CHEMICAL

- Analytical Chemistry
- Chemical Engineering
- Chem. Lab. Technician
- Elements of Nuclear Energy
- General Chemistry
- Natural Gas Prod. and Trans.
- Petroleum Prod. and Engr.
- Professional Engineer (Chem)
- Pulp and Paper Making

CIVIL ENGINEERING

- Civil Engineering
- Construction Engineering
- Highway Engineering
- Professional Engineer (Civil)
- Reading Struc. Blueprints
- Structural Engineering
- Surveying and Mapping

DRAFTING

- Aircraft Drafting
- Architectural Drafting
- Drafting Machine Design
- Electrical Drafting
- Mechanical Drafting
- Sheet Metal Drafting
- Structural Drafting

ELECTRICAL

- Electrical Engineering
- Elec. Engr. Technician
- Elec. Light and Power
- Practical Electrician
- Practical Lineman
- Professional Engineer (Elec)

HIGH SCHOOL

- High School Diploma

- Good English
- High School Mathematics
- Short Story Writing

LEADERSHIP

- Industrial Foremanship
- Industrial Supervision
- Personnel-Labor Relations
- Supervision

MECHANICAL and SHOP

- Diesel Engines
- Gas-Elec. Welding
- Industrial Engineering
- Industrial Instrumentation
- Industrial Metallurgy
- Industrial Safety
- Machine Design
- Machine Shop Practice
- Mechanical Engineering
- Professional Engineer (Mech)
- Quality Control
- Reading Shop Blueprints
- Refrigeration and Air Conditioning
- Tool Design
- Tool Making

RADIO, TELEVISION

- General Electronics Tech.

- Industrial Electronics
- Practical Radio-TV Eng'r's
- Practical Telephony
- Radio-TV Servicing

RAILROAD

- Car Inspector and Air Brake
- Diesel Electrician
- Diesel Engr. and Fireman
- Diesel Locomotive

STEAM and DIESEL POWER

- Combustion Engineering
- Power Plant Engineer
- Stationary Diesel Engr.
- Stationary Fireman

TEXTILE

- Carding and Spinning
- Cotton Manufacture
- Cotton Warping and Weaving
- Loom Fixing Technician
- Textile Designing
- Textile Finishing & Dyeing
- Throwing
- Warping and Weaving
- Worsted Manufacturing

Name _____ Age _____ Home Address _____
 City _____ Zone _____ State _____ Working Hours _____ A.M. to P.M. _____
 Occupation _____

Canadian residents send coupon to International Correspondence Schools, Canadian, Ltd., Montreal, Canada. . . . Special tuition rates to members of the U. S. Armed Forces.

Complete ELECTRONICS COURSE with TRAINING AID KITS

● **THIS NEW PROGRAM** designed by MacFarlane Industries will enable the novice or advanced student in electronics to develop the highest levels of capability in the applications of practical electronics. Although MacFarlane Industries courses are not intended as a substitute for university, college, or vocational training, the courses and kits provided can be a useful influence in an individual's career in electronics. This particular program is the key to a far more complete and satisfying education than mere formal educational institutions.

The philosophy governing this program is based on the ability of students to arouse and stimulate their interest to the point that the usual drudgery, difficulty and consequent boredom which often attend training efforts are eliminated. Results indicate that a dynamic, alert and vitally creative individual emerges

METHODS OF TRAINING

All text materials, experiment kits, etc. are produced on automatic electronically controlled equipment. Problem games and examinations



are all electronically evaluated. In order that each individual gets full opportunity to examine and develop skill in the operation of specialized instruments, an electronic com-

puter schedules shipment of kits and instruments to correlate with the study pace of each individual, thus even though groups begin their effort simultaneously there is no requirement to either rush your studies or to be delayed by others.



SEND TODAY FOR

INFORMATION ON TRAINING AID KITS

MACFARLANE INDUSTRIES EDUCATIONAL DIVISION
P.O. Box 33 • Redondo Beach, California

Please send me free, complete information on Training Aid Kits.

NAME _____ AGE _____

ADDRESS _____

CITY _____ STATE _____

Carl & Jerry (Continued from page 12)

but . . . are you sure you want us listening in on you?"

"Why not? If Mike runs true to form, he'll not be whispering any sweet nothings in my ear. And, of course, if he's too greatly influenced by your handy-dandy little mood-maker, I may need help."

"Never take science lightly," Carl said with a teasing grin, as he stood up and started buttoning his jacket; "you just might at that!"

THE NEXT DAY was Saturday; so the boys had plenty of time to fix up the high-voltage unit and install it at Norma's house. The point-discharge device, consisting of a whole envelope of large needles clamped between two metal strips to form a sort of comb, was concealed behind a large picture hanging above the couch. They put the power supply itself on the floor with the intercom pickup speaker, and plugged it into an outlet controlled by a wall switch near the door leading to the dining room. The heavily insulated wire from the power supply was concealed by a curtain hanging at the end of the couch.

The installation took longer than the



. . . The point-discharge device was concealed behind a large picture hanging above the couch. They put the power supply itself on the floor . . .

Always say you saw it in—POPULAR ELECTRONICS

SHIPPED ON APPROVAL SEND NO MONEY - NO C.O.D.

Convince yourself at no risk that CENTURY instruments are indispensable in your every day work. Examine instruments for 10 days before you buy... Only then, when satisfied pay in "easy to buy" monthly installments.



handsome
hand-rubbed
oak carrying
case

Model FC-1W \$58.50
factory wired Net

Model FC-1K — semi-kit \$48.50
Comes completely assembled — Net
Only wiring necessary

Just 2 settings on the NEW FAST-CHECK TUBE TESTER Model FC-1

tests all tubes completely, accurately
and in seconds — RIGHT ON THE SPOT

The FC-1 is the only tube tester in its price range to give a complete tube test of over 600 tube types in seconds without multiple switching or annoying checking of roll charts. You make every call pay extra dividends by merely showing your customer the actual condition and life expectancy of the tube. The extra tubes you sell each day will pay for the FAST-CHECK in a very short time.

WIDE RANGE OF OPERATION

Checks quality of over 600 tube types, which covers more than 99% of all TV and radio tubes in use today, including the newest series-string TV tubes, auto battery-type 12 plate-volt tubes, 0Z4s, magic eye tubes and gas regulators • Checks for cathode-heater and cathode-grid shorts and detects inter-element leakage up to 1.5 megohms • Checks for life expectancy.

Model AD-1 PICTURE TUBE ADAPTER — Also available for the FC-1. Checks all picture tubes (including the new short-neck 110 degree RCA-type picture tubes) for cathode emission, shorts and life expectancy. Also rejuvenates and restores cathode emission of weak picture tubes.
Model AD-1 (factory wired only) \$4.50

OUTSTANDING VALUE FEATURES

Checks each section of multi-purpose tubes simultaneously. If one section is defective the tube will read "Bad" on the meter scale • 41 tube sockets accommodate all present and future tube types • Less than 10 seconds required to test any tube • Large D'Arsonval type meter is extremely sensitive, yet rugged... with two multi-color "Good-Bad" scales • Selection of 12 filament voltages • Line isolated • 7-pin and 9-pin straighteners mounted on panel • Large easy-to-read quick reference chart for over 600 tube types in use today • New tube listings furnished periodically.

Here's an in-circuit condenser tester that does the whole job!

The IN-CIRCUIT CONDENSER TESTER Model CT-1

Actually steps in and takes over where other in-circuit condenser testers fail. The tremendous range of operation makes it an absolute must for every serviceman.

Checks in-circuit:

Quality... including leakage, shorts, opens, and intermittents • Value of all condensers 200 mmfd. to .5 mfd. • Electrolytics for quality — any size • Transformer, socket and wiring leakage capacity.

Checks out-of-circuit:


Quality... including leakage, shorts, opens, and intermittents • Value of all condensers 50 mmfd. to .5 mfd. • Electrolytics for quality — any size • High leakage to 300 megohms • New or unknown condensers.

JUST A FEW FEATURES OF THE CT-1

Ultra-sensitive 2 tube drift-free circuitry • Multi-color scale gives simultaneous readings of both quality and value in-circuit or out-of-circuit • Cannot damage circuits • Electronic eye balance indicator for even greater accuracy • Line isolated • Fully shielded.

Model CT-1W \$34.95
factory wired Net

Model CT-1K \$24.95
kit form Net



CENTURY ELECTRONICS CO., INC. 111 Roosevelt Ave., Dept. 301, Mineola, N. Y.

Please rush the instruments checked for a 10 day examination period. If satisfied I agree to pay the down payment within 10 days and the monthly installments as shown. If not completely satisfied I will return the instrument within 10 days and there is no further obligation. It is understood there will be NO CARRYING CHARGES. Should I fail to make payment when due, the full unpaid balance shall become due and payable at once.

- Model FC-1W (wired) \$58.50 — \$14.50 within 10 days. Balance \$11.00 monthly for 4 months.
- Model FC-1K (semi-kit) \$48.50 — \$12.50 within 10 days. Balance \$9.00 monthly for 4 months.
- Model CT-1W (wired) \$34.95 — \$9.95 within 10 days. Balance \$5.00 monthly for 5 months.
- Model CT-1K (kit) \$24.95 — \$9.95 within 10 days. Balance \$5.00 monthly for 3 months.

Prices Net F.O.B. Mineola, N. Y.

Name

Address

City State

Carl & Jerry (Continued from page 14)

boys thought it would, and they barely had time to make sure there was no arcing and that the intercom was working when they got the third call to supper. They hurriedly showed Norma how to switch on the unit and left.

At seven-thirty, though, both were sitting in Jerry's darkened dining room shamelessly staring across at the blank windows of Norma's living room. Suddenly the lights came on, and Norma minced into the room on a pair of high heels and started straightening the cushions on the davenport.

"Wheee-whooo!" Carl wolf-whistled. "She's not just depending on our ionizer!"

"You can say that again," Jerry agreed, noting the perfectly fitted and becoming frock Norma was wearing. "She doesn't look much like the gal who was popping corn for us last night."

Norma switched on the TV set just as the boys heard her door chime. She walked over and flipped the switch that turned on the power supply; then, before answering the door, she turned toward the window and made a circle with a carefully manicured thumb and forefinger.

IN A MINUTE she was back with a tall, blond man whose hair was combed

straight back from his high forehead. He politely waited until Norma had seated herself on the couch and then sat down beside her.

"I'm just in time," he commented, glancing at the TV screen. "It should be a good fight."

As he said this he leaned comfortably back on the couch—and suddenly his blond hair stood straight on end, giving him a look of stark horror. Norma, who turned toward him, opened her eyes wide in astonishment.

Hurriedly he slid forward to the edge of the couch and pulled a comb from his pocket and passed it through his strangely behaving locks. "That's funny," he muttered, pulling back his cuff and staring at his wrist. "It felt as though something was brushing the hair on the back of my hand."

"Static electricity attraction," Jerry explained with a chuckle.

"Sa-a-a-y," Mike was saying to Norma, "I really go for that new perfume of yours. I never smelled anything quite like it before. It has such a fresh 'ozonish' odor to it."

"It is ozone he's smelling," Jerry remarked.

"And come to think of it," Mike was saying as he edged closer to Norma, "you look mighty fetching yourself tonight, Norma;

ASSEMBLE YOUR OWN

WALKIE-TALKIE RADIOPHONES

General specifications applying to all models.

Highest quality workmanship and materials, silver plated coils, ceramic capacitors and advanced design assures maximum performance with the longest battery life. Sensitive receivers can detect signals as small as one microvolt and feature automatic volume control and noise clipping. Transmitters use high level amplitude modulation, have a power input of one watt to the R.F. stage and will radiate a signal for 1 to 5 miles (depending on obstructions) using antennas supplied. Up to 40 miles have been reported by some of our customers when communicating with stations having directional beam antennas. Radiophones can be used singularly to communicate with fixed stations or two or more to communicate with each other providing they are for the same frequency band. Fully portable, no external connections needed. Uses standard radio and flashlight batteries available at your local store. Total weight of completed unit including all accessories is less than 5½ lbs.

Model TC-144. Meets F C C requirements for general class amateur license. No minimum age requirement. Variable frequency transceiver circuit. Tunes from 144 to 148 mc. Wired, tested and guaranteed electronic chassis complete with two high frequency triodes (3A5)...**\$6.98**

Model TR-144. Similar to above but with independently tuned receiver and transmitter circuits. Permits receiving frequency to be changed without affecting transmitting frequency.....**\$9.98**

Model TRX-50. Crystal controlled transmitter and variable frequency receiver with R.F. stage. Tunable from 50 to 54 mc. Available also on neighboring frequencies at slight extra cost on special order. Meets F C C requirements for general and technician class amateur licenses as well as for civil defense and other special services. Wired, tested and guaranteed electronic chassis complete with six high frequency triodes. (3-3A5's).....**\$14.98**

Model TRX-50-A. Similar to above but with transistorized audio booster stage for extra loud reception.....**\$16.98**



for as little as
\$6.98
plus accessories

NOW 4 MODELS to CHOOSE FROM IMPROVED CIRCUITS GREATER POWER TRANSISTORIZED

The following accessories are required to complete individual requirements and are sold separately to meet the individual requirements of the user.

Strong 16 gauge aluminum case (8" X 5" X 3") with all holes punched, battery holders, battery switch, telephone handset cradle plus all hardware and connectors including 18" or 24" antenna with loading coil (depending on frequency.)

Be sure to specify for which model.....**\$4.98**

Above case finished in gray hammetone, (3 coats) if desired...**.75**

Adjustable shoulder strap.....**.50**

Very active quartz transmitting crystal for models TRX-50 and TRX-50-A ground to .01% of your desired frequency and hermetically sealed.....**\$3.98**

Western Electric telephone handset with push to talk switch and standard cord.....**\$6.98**

Retractable coiled cord for above handset if desired.....**1.00**

Handset input transformer.....**.98**

Handset output transformer.....**.98**

In place of the handset and transformers you can also use the following:

Powerful, high impedance, Alnico magnet headphone.....**\$1.25**

High output, mobile communication type microphone with retractable coiled cord.....**\$2.98**

Microphone transformer. Best quality shielded type.....**.98**

How to Order Direct from Factory: Check each item desired and add 5% of total for postage and insurance. Orders not paid in full will be sent C.O.D. for the balance due. All C.O.D. orders must include \$2.00 deposit.

Note: Our merchandise may soon be sold only through distributors. Order now and save while you can still buy direct. All orders immediately acknowledged.

SPRINGFIELD ENTERPRISES

Manufacturing division
Box 54-E Springfield Gardens 13, N. Y.



**Want To
Double
Your Pay**

Get into Radio—
TV—Electronics

Get both FREE

FIND OUT what the FCC license means

Your FCC license is recognized by employers as proof of your technical ability.

FIND OUT how the FCC license helps you get a better job or increase your pay on your present job

When Jim enrolled, he was a temporary employee of the City of Tacoma, Washington. He was helping wire and install an interoffice phone system. In the space of 14 months, he completed the Master Course and received his first class license. He is now installing and maintaining mobile and microwave equipment.
James S. Glen, Jr.,
2920 Knob Hill Rd., Tacoma, Wash.

"I am pleased to inform you that I recently secured a position as Test Engineer with Melpar, Inc. (Subsidiary of Westinghouse). A substantial salary increase was involved. My Cleveland Institute training played a major role in qualifying me for this position."
Boyd Daugherty, 105 Goodwin Ct., Apt. C., Falls Church, Va.



FIND OUT how to get your FCC license in a minimum of time

	License	Time
John H. Johnson, Boise City, Okla.	1st Class	20 weeks
Prentice Harrison, Lewes, Delaware	1st Class	27 weeks
Herbert W. Clay, Phoenix, Ariz.	2nd Class	22 weeks
Thomas J. Bingham, Finley, N. Dak.	2nd Class	9 weeks

FIND OUT how we guarantee your FCC license

WE GUARANTEE to train and coach you at home until you pass the all-important FCC examination. If you fail to pass after completing our course we will continue your training without additional cost until you successfully obtain your commercial license.

FIND OUT how employers make job offers like this to our graduates every month

WEST COAST MANUFACTURER: "We are currently in need of men with electronics training or experience in radar maintenance. We would appreciate your referral of interested persons to us."

CLEVELAND INSTITUTE OF RADIO ELECTRONICS
Desk PE-34 4900 Euclid Bldg. Cleveland 3, Ohio

Accredited by the National Home Study Council
Cleveland Institute of Radio Electronics

Desk PE-34 4900 Euclid Bldg. Cleveland 3, Ohio

Please send Free Booklets prepared to help me get ahead in Electronics. I have had training or experience in Electronics as indicated below:

- | | |
|---|---|
| <input type="checkbox"/> Military | <input type="checkbox"/> Broadcasting |
| <input type="checkbox"/> Radio-TV Servicing | <input type="checkbox"/> Home Experimenting |
| <input type="checkbox"/> Manufacturing | <input type="checkbox"/> Telephone Company |
| <input type="checkbox"/> Amateur Radio | <input type="checkbox"/> Other_____ |

In what kind of work are you now engaged? _____
In what branch of Electronics are you interested? _____

Name_____ Age_____

Address_____

City_____ Zone_____ State_____

Special Tuition Rates to Members of Armed Forces Desk PE-34

for

LOWEST microphonics...

hum...

noise

in a high- μ
dual triode



the

Amperex®

ECC83 A PLUG-IN

REPLACEMENT FOR THE 12AX7

MICROPHONICS:

Negligible in amplifiers requiring an input voltage of at least 50 mv for an output of 5 watts. No special precautions against microphonics necessary even though the tube is mounted in the near vicinity of a loudspeaker with 5% acoustical efficiency.

HUM AND NOISE LEVEL:

Better than -60 db relative to 50 mv when the grid circuit impedance is no greater than 0.5 megohms (at 60 cps), the center tap of the heater is grounded and the cathode resistor is by-passed by a capacitor of at least 100 mfd.

OTHER Amperex TUBES FOR HIGH-FIDELITY AUDIO APPLICATIONS:

- 6CA7/6BQ5 9-pin power pentode; 17 W PP
- 6CA7/EL34 High-power pentode; 100 W PP
- EF86/6267 Low-noise high- μ pentode
- ECC81/12AT7 Low-noise medium- μ dual triode
- ECC82/12AU7 Low-noise low- μ dual triode
- ECC85/6AQ8 High- μ dual triode for FM tuners
- GZ34/SAR4 Cathode-type rectifier; 250 ma.
- EZ80/6V4 9-pin rectifier; cathode; 90 ma.
- EZ81/6CA4 9-pin rectifier; cathode; 150 ma.

At All Leading Electronic Parts Distributors



Amperex

ELECTRONIC CORP.

230 Duffy Ave., Hicksville, Long Island, N.Y.

Carl & Jerry (Continued from page 16)

I seem to be seeing you for the first time. You do things to my blood pressure."

"Why-why, thanks, Mike," Norma said, edging away from him a trifle; "but you're missing the fight. See! There's a knock-down!"

"Who cares about a silly old fight when he's sitting next to a lovely dish like you!" Mike exclaimed, as he settled back and slid an arm along the couch behind Norma. Instantly his hair stood up on end again, and he jumped away.

"You make me feel funny," he accused, clapping a hand to his scalp and trying to hold his hair in place.

"You look a little funny, too," Norma said as she tried to suppress a giggle. "Let me get you a drink."

As she went out of the room, she casually snapped the switch that cut off the power supply. Instantly Mike's hair fell back in place. He leaned forward and buried his flushed face in his hands without paying any attention to the fight that was still going strong on the TV.

Norma came back into the room with a glass of water which she handed him as gingerly as if she were feeding a wolf. He drank it in thirsty gulps and then said suddenly: "Norma, if you will pardon me,



... He slid an arm along the couch behind Norma. Instantly his hair stood up on end, and he jumped away. "You make me feel funny," he accused ...

Always say you saw it in—POPULAR ELECTRONICS


**GREATEST
ADVANCE IN
SHOP-METHOD
HOME TRAINING**

EARN MORE MONEY... GET INTO TELEVISION ELECTRONICS—RADIO

Learn ALL 8 PHASES in ONE MODERN HOME-STUDY COURSE
At Home — In Spare Time

YOU GET ALL THIS NEWEST PRACTICAL EQUIPMENT

- Parts to build a modern TV set, including all tubes plus a large screen Picture Tube
- Parts to build a powerful Superhet Receiver, standard broadcast and short wave
- Parts to conduct many experiments and build Continuity Checker, RF Oscillator, TV Circuits, Audio Oscillator, TRF Receiver, Signal Generator
- A Valuable Professional Multitester



**19 BIG KITS
YOURS TO KEEP**

YOUR NATIONAL SCHOOLS TELERAMA COURSE COVERS ALL 8 PHASES

- | | |
|------------------------------------|--------------------------------|
| 1. TELEVISION, INCLUDING COLOR TV | 5. PREPARATION FOR FCC LICENSE |
| 2. RADIO, FM AND AM | 6. AUTOMATION |
| 3. INDUSTRIAL ELECTRONICS | 7. RADAR AND MICRO WAVES |
| 4. SOUND RECORDING AND HI FIDELITY | 8. COMMUNICATIONS |

YOU ARE NEEDED IN THE TELEVISION-ELECTRONICS-RADIO INDUSTRY!
You can build a secure future for yourself if you get into Electronics NOW! Today's shortage of trained technicians creates tremendous opportunities. National Schools Shop-Method trained technicians are in constant and growing demand for high-pay jobs in Broadcasting and Communications, Electronic Research, Servicing and Repair, and many other branches.

Let National Schools, a Resident Technical School for over 50 years train you for today's unlimited opportunities in electronics! Our Shop Method trains you to be a MASTER-TECHNICIAN. Completely up to date, developed by experienced instructors and engineers, your Telerama Course will teach you all phases of the industry quickly, clearly and correctly. You can master the most modern projects, such as Color TV, printed circuits — even prepare for FCC License without taking a special

course. You can handle sales, servicing, manufacturing, or make good money in your own business. SEND FOR FACTS TODAY!

EARN AS YOU LEARN. Many of our students earn their entire tuition and more in Spare Time jobs we show them how to do while learning.

YOU GET EVERYTHING YOU NEED — Clear, profusely illustrated lessons, shop-tested manuals, modern circuit diagrams, practical job projects — all the valuable equipment shown above


— many other materials and services — consultation privilege with our qualified staff, and Graduate Employment Service. **EVERYTHING YOU NEED** for outstanding success in Electronics.

RESIDENT TRAINING AT LOS ANGELES

If you wish to take your training in our Resident School at Los Angeles, the world's TV Capital, start NOW in our big, modern Shops, Labs and Radio-TV Studios. Here you work with latest electronic equipment — professionally installed — finest, most complete facilities offered by any school. Expert, friendly instructors. Personal attention. Graduate Employment Service. Help in finding home near school — and part time job while you learn. Check box in coupon for full information.



FREE! Fully illustrated "Career" Book in TV-Radio-Electronics. PLUS actual sample lesson — yours at no cost, no obligation. CLIP COUPON NOW... MAIL IT TODAY!



APPROVED FOR G. I. TRAINING NATIONAL SCHOOLS

4000 S. FIGUEROA ST., LOS ANGELES 37, CALIF.

NATIONAL SCHOOLS

TECHNICAL TRADE TRAINING SINCE 1905
LOS ANGELES 37, CALIFORNIA

GET FAST SERVICE — MAIL NOW TO
NATIONAL SCHOOLS, DEPT. R2Q-18
4000 S. FIGUEROA ST.,
LOS ANGELES 37, CALIF.
Rush free TV-Radio "Opportunity" Book and sample lesson. No salesman will call!

NAME _____ AGE _____
ADDRESS _____
CITY _____ ZONE _____ STATE _____

Check if interested ONLY in Resident School training at Los Angeles.
VETERANS: Give date of Discharge _____

NATIONAL'S NEW

FOR 'ROUND THE WORLD LISTENING



NC66



YOURS FOR ONLY \$12.95 DOWN ❄

Most versatile all-wave receiver! Portable; AC/DC/Battery operation. Thrill to radio shows from world wide points. Hear messages from ships at sea, planes in flight! Excellent for boatmen, businessmen, travelers, armed forces personnel, outdoorsmen, hobbyists, and for foreign language broadcasts. Use it at home or away . . . indoors or out. Five band coverage: Enjoy hours of fun listening to standard broadcasts, shortwave programs, amateur (ham) conversations. Also DF beacon service for marine use.

Receives voice or code, salt spray tested, two antennas, provisions for National's RDF-66 direction finder accessory for marine use. Two-tone gray finish, chrome trim. Weighs only 16 lbs. (less batteries), 12-5/16" x 9-11/16" x 10".

* Only \$12.95 down

Up to 20 months to pay at most receiver distributors.

* Suggested price: \$129.95**

** Prices slightly higher west of Rockies and outside U. S. A.

National

Since 1914



tuned to tomorrow

Malden 48, Mass.

NC-188: National's new budget-priced general coverage receiver . . . ideal for short wave and amateur listening. \$15.95 down, up to 20 months

to pay at most receiver distributors. Suggested price: \$159.95, prices slightly higher west of Rockies and outside U. S. A.

the
sum
of
all
its
parts...

silence

REK-O-KUT Rondine Turntable

RK 16

Custom-crafted motors feature wear-resistant bearings, electronically-balanced rotors.

Special neoprene tire on idler wheel provides rumble-free traction and durability.

Motor pulley machined with motor in operation — insures permanently smooth power transmission.

Self-lubricating Spiral-Grooved turntable shaft, exclusive with Rek-O-Kut, provides oil-cushioned spin on chrome-steel ball bearing.

Write for Catalog and **FREE STROBE DISC**

REK-O-KUT HIGH-FIDELITY TURNTABLES — TURNTABLE ARMS

Dept. PE 38-19 108th ST., CORONA 68, N. Y.

Carl & Jerry (Continued from page 18)

I think I'd better go home. I just don't feel myself tonight."

She didn't try to keep him. The boys were all set to rush over and compare notes with her, but just as Mike left, two of Norma's girl friends stopped in, and they stayed until the boys reluctantly gave up and went to bed. The next morning, though, when Norma came home from church, Carl and Jerry were waiting on her front step.

"**W**ELL, Norma, what do you think?" Carl asked. "Is our invention a success or is it a success! Mike was really paying plenty of attention to you for a while there last night!"

Norma smiled quizzically at the two boys for a moment before she answered slowly: "Fellows, I'm not quite sure if the invention is a success or not. Mike called me early this morning and said he was in bed with a terrific case of the flu. When he got home last night he took his temperature and found it was 103 degrees. He says he was so flighty that he hardly knew what he was saying, and he wanted to know if he said or did anything out of the way last night. He was very relieved when I told him he hadn't.

"So-o-o-o, there you are. Was it ionization or flu germs that made that big change in Mike last night?"

Both boys were downcast. Finally, though, Jerry brightened up and said: "So all we have to do is wait and try the experiment over again when Mike gets over the flu."

"I'm not sure I want to try it again," Norma said slowly, as though she were thinking out loud. "I thought I would give anything to see that gleam in Mike's eyes, but when I did see it I didn't feel the way I thought I would. Those other two gals can have my third of Mike's attention. I guess I'll live."


Jerry glanced at Carl and then said: "Well, Norma, we seem to be a great big fat flop when it comes to helping you with your love-life. This is the second boy friend of yours we've chased off. But to tell you the truth, maybe subconsciously we don't want to help you. Maybe we don't want to see our pretty neighbor and favorite popcorn popper married off!"

Norma gave a happy shout of laughter as she tousled the crew-cuts of both boys. "Who needs boy friends to sustain her ego with you two flatterers around?" she asked, "Let's go in and raid the refrigerator. I'm always hungry as a horse when I fall out of love."

-30-

Learn **PRACTICAL RADIO-TV**
with **25 BIG KITS**


of equipment I send you while
you train with me . . . for valuable
shop bench experience . . .



The new Sprayberry Training Television receiver, built and tested in sections.

I now offer this fine modern oscilloscope.

You build this powerful 2 Band superhet radio receiver.



You build the new Sprayberry Tester . . . 15-range Volt-Ohm-Milliammeter re-drings.

Average cost per lesson
ONLY \$3.42
Including Kits and Equipment

Clip and Mail the Coupon Below—Now!

Train in Spare Hours at Home
for the Best Jobs and Big Pay in

Radio-Television
—my new, faster way!

Want Proof? Send for my
big **FREE CATALOG** and
Sample Lesson. Let the facts
speak for themselves!

Why wait—get into Radio-Television fast! I will train you in as little as 10 months to step into the top paying Radio-Television field as a much-needed Service Technician! You will train entirely at home in your spare time . . . which means you can train as fast or as slowly as you like. You have a choice of **THREE** Sprayberry Training Plans . . . one *exactly* suited to your needs. My easier-than-ever payment terms make it possible for you to get set for the good jobs in Radio-Television without the slightest strain on your budget! Get the true facts . . . just mail the coupon for my big new 56 page fact-filled catalog plus actual sample lesson—both **FREE**.

REALLY PRACTICAL TRAINING—NO PREVIOUS EXPERIENCE NEEDED

My students do better because I train both the mind and the hands. Sprayberry Training is offered in 25 individual training units, each includes a practice giving kit of parts and equipment . . . all yours to keep. You will gain priceless practical experience building the specially engineered Sprayberry Television Training Receiver, Two-Band Radio Set, Signal Generator, Audio Tester and the new Sprayberry 18 range Multi-Tester, plus other test units. You will have a complete set of Radio-TV test equipment to start your own shop. My lessons are regularly revised and every important new development is covered. My graduates are completely trained Radio-Television Service Technicians.

NEWEST DEVELOPMENTS

Your training covers UHF, Color Television, F.M., Oscilloscope Servicing, High Fidelity Sound and Transistors.


MAIL THE COUPON—See what's ahead in Radio-TV . . . No Salesman Will Call On You!

The coupon below brings you my big new catalog plus an actual sample Sprayberry Lesson. I invite you to read the facts . . . to see that I actually illustrate every item in my training. With the facts in your hands, you will be able to decide. No salesman will call on you. The coupon places you under no obligation. Mail it now, today, and get ready for your place in Radio-Television.

SPRAYBERRY ACADEMY OF RADIO-TELEVISION

1512 Jarvis Avenue, Dept. 105-C, Chicago 26, Illinois

Mail This Coupon For Free Facts and Sample Lesson



SPRAYBERRY ACADEMY OF RADIO-TELEVISION

Dept. 105-C, 1512 Jarvis Avenue, Chicago 26, Ill.

Please rush all information on your **ALL-NEW** Radio-Television Training Plan. I understand this does not obligate me and that no salesman will call upon me. Include New Catalog and Sample Lesson **FREE**.

Name _____ Age _____

Address _____

City _____ Zone _____ State _____

Leo says: "50% more
'watts per dollar' than
its leading competition."



LEO I. MEYERSON, W0CFQ
THE WRL Globe Chief 90 Kit

\$5.00
per mo.
\$6.00 Down
Net: \$59.95



Wired & Tested: \$74.50
\$7.45 down; \$6.15 per mo.

Just try this handsome, compact, self-contained 90W transmitter. Completely band-switching, 160-10M. Combination pi-net with provisions for antenna changeover relay, speech modulator input, VFO input and operation. Built-in, well-filtered power supply. Modified grid-block keying. Kit contains pre-punched chassis, all parts and detailed assembly instructions.

ONLY
10%
DOWN

Look What the Hams Are Saying:

KN1CVH—The Globe Chief is a marvelous transmitter. In one week of operation I worked 10 states, in five call areas.

W7HLX—I would heartily recommend it to any novice and also any general who likes to run medium-low power on all bands.

KH6CMM—I'm exceptionally pleased with the Chief. If you ever put out a list of satisfied customers, be sure to add my name to it.

KN0KSZ—I had one ham 1050 miles away tell me that my signal was the cleanest and strongest he had ever heard from a Ø area station.

KNBEZC—I think the Globe Chief is tops. It not only gets them, but it also holds them.

SCREEN MODULATOR KIT SM-90

NEW LOW PRICE: \$11.95

Designed for use with the Globe Chief; contains instructions for use with similar CW Xmitters. Permits radio-telephone operation at minimum cost. Self contained. Includes all parts and printed circuit board.

Send for Complete Brochure!

MORE ADVANCED? OWN THE FAMOUS
Globe Scout 680: \$11995 Kit: \$9995

the World's Most Personalized Radio Supply House!

World Radio Laboratories

3415 W. Broadway
Council Bluffs, Iowa

Leo,
Please rush me your
Free 1958 Catalog ,
and further information
on the CHIEF . . .
 MODULATOR . . .
AND SCOUT!



NAME: _____
ADDRESS: _____
CITY & STATE: _____

LETTERS FROM OUR READERS

Homemade Hi-Fi

■ I am a subscriber to your very fine magazine. After reading several articles dealing with hi-fi, I have made a high-fidelity system. It is not completely finished, but I have the tuner and amplifier. My friends are amazed at the tone it produces. I plan to get my record changer later on. Keep up the good hi-fi articles.

MELVIN NETHERY
Vernon, Texas

There's a certain pleasure and satisfaction that comes only to those who have built their own high-fidelity systems. Glad you have had that experience, Melvin. Future issues will keep you informed on all the interesting developments in the field.

We Aim to Please

■ I am interested in getting a diagram of a circuit used in musical amplifiers. Called a tremolo or vibrato, it is an oscillator circuit which will give a guitar an echoing effect if it is connected between the guitar and amplifier. At a music store this attachment costs about \$35.00. I am positive that I could build it myself for less than one-half that price if I could purchase a schematic of such a circuit.

PATRICK WALLS
Tacoma, Wash.

See our December cover picture and construction article beginning on page 41 of that issue.


■ Congratulations! Your November issue, from my point of view as an SWL, was the best. Besides other articles of interest, there were many short-wave construction pieces which I enjoyed. The article by Stewart West was even better than the article which appeared in the February 1957 issue of POP'tronics, if that is possible! I believe this article will introduce many more people to the fine hobby of SWL'ing. The complete station list is an excellent supplement to the *Short-Wave Report* column by Hank Bennett.

CLAYTON HILLMARK
Shelby, Ohio

SWLL (L for Lady)

■ You asked to hear from women readers—here is another one. I am not a ham, but a SWL, so your *Short-Wave Report* is my favorite department. I got a new Telefunken SW-AM-FM radio last year and use a 66' doublet antenna. I installed a switch to change the antenna to FM; it brings in stations from unusually long distances, such as Fresno (145 miles) and Marysville (120 miles). I have logged stations in all parts of the world and have over 25 QSL's now. One of my favorite stations is Brazzaville, French Equatorial Africa, which comes in with dependable regularity as loud and clear as any San Francisco station. *Radio Brazzaville* is most generous in sending pictures and information about the station and

BELL TELEPHONE LABORATORIES DEVELOPS NEW COMPACT COMPUTER FOR U. S. AIR FORCE



J. A. Githens, B.S. in E.E., Drexel Institute of Technology, and J. A. Baird, Ph.D. in E.E., Texas A. & M., check the control panel of Leprechaun, a new high-speed computer which solves extremely complex problems in one-tenth of a second. Small size and low power are made possible by new design principles and Bell Laboratories' invention of the transistor.

The United States Air Force assigned Bell Labs an interesting assignment: develop a new kind of electronic computer. The major requirement was greater simplicity. Of course, no computer is simple, but this one (known as "Leprechaun" to its designers) is much smaller and simpler than most of the computers currently in use.

It has only some 9000 electrical components; 5000 of them are transistors. As a re-

sult, Leprechaun utilizes less than one-third of the components required in conventional computers. This facilitates testing, experimentation, assembly and service.

Even in its experimental state, Leprechaun is a stimulating example of great strides in the simplification and miniaturization of circuitry... a problem of deep interest to Labs researchers as they develop radically new equipment for your future telephone service.

BELL TELEPHONE LABORATORIES

WORLD CENTER OF COMMUNICATIONS RESEARCH AND DEVELOPMENT



Letters

(Continued from page 22)

the country. Your *Short-Wave Reports* are a great help in logging new stations.

ESTHER L. COTTINGHAM
Redwood City, Calif.

Thank you. We trust that our November issue, which contained a complete short-wave station list, helped you as it did so many other SWL's.

No-Toll TV Fan

■ I have just read your article on closed-circuit television ("Will You Pay for TV," Oct., 1957). As far as I am concerned, if it goes into effect, I will sell my television set and go back to radio entirely, as the set cost us a great deal and I cannot see putting out the additional money for pay-TV.

T. B. MEAD
San Leandro, Calif.

The FCC authorized tests of toll television . . . by coincidence, on the very day our article appeared. Good timing, we'd say.

Readers Tell Us Off!

■ We wish to call your attention to a slight error in *After Class* in the November issue. Under the subtitle "Synchrocyclotron," you state that "An ion having this energy (in excess of 400 m.e.v.) travels at a speed of approximately 93,000 miles per second or at a speed high enough to carry it to the sun in about 10 seconds flat!" This would,

according to our calculations, put the sun 930,000 miles away, and the moon only 2500 miles away. The correct figures are 93,000,000 and 250,000 miles.

We believe that the article should have stated that "An ion having this energy (in excess of 400 m.e.v.) travels at approximately 93,000 miles per second or at a speed high enough to carry it to the sun in about 1000 seconds flat!" We will forgive you this time, but don't let it happen again. Seriously, we enjoy your magazine very much. Keep up the good work.

DAVE HERBERT
JAMES MORITZ
Students, Valpo Tech.
Valparaiso, Ind.

We agree. So many readers wrote in about this error that it was extremely difficult for us to pick one letter to publish. All kidded us, but forgave our slip. Our thanks to all who wrote in. You certainly have convinced us that you read POP'ronics very, very carefully.

Disa and Data

■ Thanks for "The Challenger." I made it and it works perfectly. I brought it to school and no one, including me, has found out the way to beat it. Since I am 13 years old and have a limited bankroll, I would like to see approximate prices on your construction articles.

JOHN FIEDLER
Tampa, Fla.

Check the November issue, Letters column, for

NOW YOU CAN SECURE A HIGH SALARIED • TOP PRESTIGE CAREER IN ELECTRONICS IN ONLY ONE YEAR!

ELECTRONICS is the fastest growing industry in America today, creating unlimited opportunities for high salaries, with rapid advancement in INDUSTRY AND THE ARMED FORCES for Bailey Trained electronic engineering technicians.

LARGE CORPORATIONS from coast to coast, and BRANCHES OF THE ARMED FORCES send recruiters to visit each graduating class at Bailey Tech, offering unusually high starting salaries.

BAILEY GRADUATES ARE BEING HIRED for such fascinating and interesting work as technical salesmen, research and development of guided missiles, electronic business machines and automatically controlled manufacturing plants, etc., also good RATINGS IN THE ARMED FORCES.

UP TO SEVEN TECHNICIANS are needed for every engineer . . . this, plus superior training is why Bailey Graduates are being paid more to start, and are advancing more rapidly than many men who have spent four years in training.

Resident training is easier and costs less than you may think! We provide housing and part-time jobs while in school, plus free nationwide employment service for graduates. If you want to quickly enter America's fastest growing and most exciting industry, write for free booklet . . . no obligation.

VETERAN APPROVED
BAILEY TECHNICAL SCHOOLS
1625 S. Grand • St. Louis 4, Mo.



This Minneapolis-Honeywell system controls hundreds of automatic manufacturing operations. Experience on live equipment is emphasized at Bailey and is another reason for the tremendous backlog of high pay positions waiting BAILEY GRADUATES.

MAIL TODAY

Please mail immediately this free booklet without obligation

Name _____

Address _____

City _____ State _____



BUILD 16 RADIO

CIRCUITS AT HOME

with the New Deluxe 1958
PROGRESSIVE RADIO "EDU-KIT"

only
\$22.95

A Practical Home Radio Course

Now Includes

- ★ TRANSMITTER
- ★ SIGNAL TRACER
- ★ SIGNAL INJECTOR
- ★ CODE OSCILLATOR
- ★ No Knowledge of Radio Necessary
- ★ No Additional Parts or Tools Needed
- ★ Excellent Background for TV
- ★ School Inquiries Invited
- ★ Attractively Gift Packed

WHAT THE "EDU-KIT" OFFERS YOU

The "Edu-Kit" offers you an outstanding PRACTICAL HOME RADIO COURSE at a rock-bottom price. Our Kit is designed to train Radio & Electronics Technicians, making use of the most modern methods of home training. You will learn radio theory, construction practice and servicing.

You will learn how to build radios, using regular schematics; how to wire and solder in a professional manner, how to service radios. You will work with the standard type of punched metal chassis as well as the latest development of Printed Circuit chassis.

You will learn the basic principles of radio. You will construct, study and work with RF and AF amplifiers and oscillators, detectors, rectifiers, test equipment. You will learn and practice code, using the Progressive Code Oscillator. You will learn and practice trouble-shooting, using the Progressive Signal Tracer, Progressive Signal Injector, Progressive Dynamic Radio & Electronics Tester & the accompanying instructional material.

You will receive training for the Novice, Technician and General Classes of F.C.C. Radio Amateur Licensees. You will receive, Transmitter, Code Oscillator, Signal Tracer and Signal Injector circuits, and learn how to operate them. You will receive an excellent background for Television.

Absolutely no previous knowledge of radio or science is required. The "Edu-Kit" is the product of many years of teaching and engineering experience. The "Edu-Kit" will provide you with a basic education in Electronics and Radio, worth many times the complete price of \$22.95. The Signal Tracer alone is worth more than the price of the entire Kit.

THE KIT FOR EVERYONE

You do not need the slightest background, in radio or science. Whether you are interested in Radio & Electronics because you want an interesting hobby, a well paying business or a job with a future, you will find the "Edu-Kit" a worth-while investment. Many thousands of individuals of all

ages and backgrounds have successfully used the "Edu-Kit" in more than 79 countries of the world. The "Edu-Kit" has been carefully designed, step by step, so that you cannot make a mistake. The "Edu-Kit" allows you to teach yourself at your own rate. No instructor is necessary.

PROGRESSIVE TEACHING METHOD

The Progressive Radio "Edu-Kit" is the foremost educational radio kit in the world, and is universally accepted as the standard in the field of electronics training. The "Edu-Kit" uses the modern educational principle of "Learn by Doing." Therefore you construct, learn schematics, test theory, practice trouble-shooting—all in a closely integrated program designed to provide an easily-learned, thorough and interesting background in radio.

You begin by examining the various radio parts of the "Edu-Kit." You then learn the function, theory and wiring of these parts. Then you build a simple radio. With this first set you will enjoy listening to regular broadcast stations, learn theory, practice testing and trouble-shooting. Then you build a more advanced radio, learn more advanced theory and techniques, and wiring of these parts. And at your own rate, you will find yourself constructing more advanced multi-tube radio circuits, and doing work like a professional Radio Technician.

Included in the "Edu-Kit" course are sixteen Receiver, Transmitter, Code Oscillator, Signal Tracer, and Signal Injector circuits. These are not unprofessional "breadboard" experiments, but genuine radio circuits, constructed by means of professional wiring and soldering on metal chassis, plus the new method of radio construction known as "Printed Circuitry." These circuits operate on your regular AC or DC house current.

THE "EDU-KIT" IS COMPLETE

You will receive all parts and instructions necessary to build 16 different radio and electronics circuits, each guaranteed to operate. Our Kits contain tubes, tube sockets, variable, electrolytic and paper dielectric condensers, resistors, tie strips, coils, hardware, tubing, punched metal chassis, Instruction Manuals, wire, solder, etc.

In addition, you receive Printed Circuit materials, including Printed Circuit chassis, special tube sockets, hardware and instructions. You also receive a useful set of tools, a professional electric soldering iron, and a self-powered Dynamic Radio & Electronics Tester. The "Edu-Kit" also includes Code instructions and the Progressive Code Oscillator, in addition to F.C.C.-type Questions and Answers for Radio Amateur License training. You will also receive lessons for servicing with the Progressive Signal Tracer and the Progressive Signal Injector, a High Fidelity Guide and a Quiz Book. You receive all parts, tools, instructions, etc. Everything is yours to keep.

PRINTED CIRCUITRY

At no increase in price, the "Edu-Kit" now includes Printed Circuitry. You build a Printed Circuit Signal Injector, a unique servicing instrument that can detect many Radio and TV troubles. This revolutionary new technique of radio construction is now becoming popular in commercial radio and TV sets.

A Printed Circuit is a special insulated chassis on which has been deposited a conducting material which takes the place of wiring. The various parts are merely plugged in and soldered to terminals.



Reg. U.S. Pat. Off.

FREE EXTRAS

- SET OF TOOLS
- SOLDERING IRON
- ELECTRONIC TESTER
- PLIERS-CUTTERS • ALIGNMENT TOOL
- WRENCH SET
- TESTER INSTRUCTION MANUAL
- HIGH FIDELITY GUIDE • QUIZZES
- TELEVISION RADIO
- TROUBLE-SHOOTING BOOK
- MEMBERSHIP IN RADIO-TV CLUB
- CONSULTATION SERVICE • FCC
- AMATEUR LICENSE TRAINING
- PRINTED CIRCUITRY

SERVICING LESSONS

You will learn trouble-shooting and servicing in a progressive manner. You will practice repairs on the sets that you construct. You will learn symptoms and causes of troubles in home, portable and car radios. You will learn how to use the professional Signal Tracer, the unique Signal Injector and the dynamic Radio & Electronics Tester. While you are learning in this practical way, you will be able to do many a repair job for your friends and neighbors, and charge fees which will far exceed the price of the "Edu-Kit." Our Consultation Service will help you with any technical problems you may have.

J. Statitis, of 25 Poplar Pl., Waterbury, Conn. writes: "I have repaired several sets for my friends, and made money. The "Edu-Kit" paid for itself, I was ready to spend \$240 for a Course, but I found your ad and sent for your Kit."

FROM OUR MAIL BAG

Ben Valerio, P. O. Box 21, Magna, Utah: "The Edu-kits are wonderful. Here I am sending you the questions and also the answers for them. I have been in Radio for the last seven years, but like to work with Radio Kits, and like to build Radio Testing Equipment. I enjoyed every minute I worked with the different kits; the Signal Tracer works fine. Also like to let you know that I feel proud of becoming a member of your Radio-TV Club."

Robert L. Shuff, 1534 Monroe Ave., Huntington, W. Va.: "Thought I would drop you a few lines to say that I received my Edu-Kit, and was really amazed that such a bargain can be had at such a low price. I have already started repairing radios and phonographs. My friends were really surprised to see me get into the swing of it so quickly. The Troubleshooting Tester that comes with the Kit is really swell, and finds the trouble, if there is any to be found."

UNCONDITIONAL MONEY-BACK GUARANTEE

ORDER DIRECT FROM AD—RECEIVE FREE BONUS
RESISTOR AND CONDENSER KITS WORTH \$7

- Send "Edu-Kit" Postpaid. I enclose full payment of \$22.95.
- Send "Edu-Kit" C.O.D. I will pay \$22.95 plus postage.
- Send me FREE additional information describing "Edu-Kit."

Name

Address

PROGRESSIVE "EDU-KITS" INC.
497 Union Ave., Dept. 540D, Brooklyn 11, N. Y.

The TRUTH About ELECTRONICS!

Electronics is the *fastest-growing* major U. S. industry. 4,200 companies employ a work force of 1,500,000, with sales of \$11.5 billion annually. And Radio-TV servicing and broadcasting continues strong . . . better than ever before. Latest count: 120 million radios plus over 40 million TV sets. Here is real opportunity for men who are willing to prepare for the future.



APPROVED
FOR
VETERANS

I would like to send you my FREE book shown above. It will tell you all about the Electronics-Radio-Television field . . . show you the many high-pay careers open to trained men . . . and explain how you can qualify yourself in a minimum of time, at a minimum of cost. Demand for Central graduates greatly exceeds the supply. Just check the positions held by these recent Central graduates picked at random from our files: Vince Kytes, LABORATORY ENGINEER, Thompson Products; Harold J. Baert, STUDIO ENGINEER, Station WFCO-TV; Paul Stewart, INSTRUMENT TECHNICIAN, Atomic Energy Commission; Herbert Ganney, TECHNICAL WRITER, Collins Radio Co. Over 50,000 successful graduates since 1931.

P. L. Foster
C. L. Foster, President

Clip and Mail TODAY — No Obligation!


ELECTRONICS DIVISION—Central Technical Institute
Dept. A-18, 1644 Wyandotte St., Kansas City 8, Mo.

(Offering engineering technician curricula accredited by Engineers Council for Professional Development.)

Please tell me more about how your training can qualify ME for a high-pay Electronics career. (Check specific field(s) of interest below, if you wish.)

- | | | |
|--------------------------------------|---|---|
| <input type="checkbox"/> Radio | <input type="checkbox"/> Guided Missile | <input type="checkbox"/> Technical Drafting |
| <input type="checkbox"/> Television | <input type="checkbox"/> Atomic Energy | <input type="checkbox"/> Armed Forces |
| <input type="checkbox"/> Color TV | <input type="checkbox"/> Radar | <input type="checkbox"/> Civil Service |
| <input type="checkbox"/> Electronics | <input type="checkbox"/> Aviation | <input type="checkbox"/> Your Own Business |
| <input type="checkbox"/> Other..... | | |

I am interested in Home Study Resident Training



MEMBER
National Home Study
Council
National Council of
Technical Schools

Name _____
Address _____
City _____
State _____ County _____
Age _____ Education _____
Korean Vets, give discharge date _____

Letters

(Continued from page 24)

the "gimmick" in beating "The Challenger." Incidentally, since we can't know just how many parts you have in your "junk box," a check of it and a radio supply house catalog will enable you to estimate your cost better than we could.

Microphones for High Fidelity

■ Why not run an article or series of articles on microphones? With all the hi-fi equipment, tape recorders, etc., on the market now, it seems that an amplifier that can respond to 20,000 cycles is pretty useless if one must feed a signal into it with a mike that can only reach 10,000 cycles. Of course, better mikes are available—for a price. I was thinking specifically of an article on the variations in available materials and equipment.

JENNINGS G. SMITH
Duncan, Okla.

Thanks for the suggestion. We'll work on it.

How Deep Is the Water?

■ Could you do an article on an inexpensive Fathometer or sonic depth finder? Some of the newer commercial models have come out in a moderate price range but they are still prohibitive for my pocketbook. I am sure there are a number of readers who would be interested in a project of this type, especially those that live in an area where boating is a popular sport, as it is here in the Pacific Northwest.

F. R. BIXLER
Bremerton, Wash.

We agree that such an article would be of great interest but there are a lot of technical difficulties for home construction. We'll keep hoping, however.

Readers Need Help

■ I would like to know if you know where I can get a schematic for a Breting 9 receiver.

JERRY CLAPP
4761 Barbarossa Dr.
San Diego, Calif.

■ I have received a Hallicrafters Sky Challenger receiver as a gift. As this "oldie" doesn't work, I have to fix it. Where can I get a schematic for it? Could any of your readers possibly help?

DICK FRANEY
56 Seminary Ave.
Binghamton, N. Y.

If any of you can be of help to Jerry and/or Dick, please contact them directly.

POP'tronics Cartoon


■ I really enjoyed your new cartoon series called "POP'tronics" on page 34 of the November 1957 issue. Keep it up. I would like to see some articles on radio control like you used to have, on equipment, model boats and model airplanes (R/C) especially. I am also interested in other radio-controlled applications.

LINDSEY LAWVILL
Herrin, Ill.

Thanks for your comments. We hope to have more articles on radio control of models and other devices in future issues.

—50—

FOR HI-FI ON A BUDGET, FOLLOW THE ELECTRO-VOICE BUILDING BLOCK PLAN



Start with your basic speaker and improve your compatible E-V high-fidelity system one economical step at a time by adding Electro-Voice Speaker Building Blocks.

Here, we've started with an SP12—12-inch coaxial driver. Later, you add BB2—a T35 very-high-frequency driver, X36 crossover and AT37 level control with wiring harness. BB2, Net \$50. Still later, augment with the BB4—to smooth and disperse treble range. It includes T25A treble driver with 8HD horn, a second crossover—800-cps X8—and a second AT37 level control with wiring harness. BB4, Net \$114.

Build Your Own E-V Speaker Enclosure with a Pre-Cut 'Do-It-Yourself' Kit.

There's no thrill like building your own speaker enclosure! Economize on your hi-fi system without sacrificing quality by assembling an E-V knock-down, pre-cut, pre-shaped and pre-drilled kit of korina plywood. Korina is high quality, fine-grain hardwood, naturally light in color and may be finished to match any shade. There are seven models to choose from.

Shown dis-assembled is E-V's KD 6 kit. In one short evening you can assemble a duplicate of our factory-built ARISTOCRAT enclosure of folded-horn corner design for use with 12-inch drivers or separate multi-way systems. Mounting boards are factory cut and fitted for later, easy addition of E-V treble and VHF drivers. KD6, Net \$39.

These "DO-IT-YOURSELF" Books Show You How To Build It

Included Free with Each Kit . . . or May Be Purchased Separately

Each book gives complete, easy-to-follow, step-by-step instructions, diagrams and photos. Makes it simple to build your Hi-Fi Speaker Enclosure with an E-V K-D Kit—or with your own

materials purchased at your local lumber yard and hardware store. Get the book of your choice *today* from your nearest E-V High-Fidelity Distributor.

Model IB1—For Patrician.....	\$1.50
Model IB2—For Georgian.....	1.50
Model IB3—For Centurion.....	1.00
Model IB4—For Regency.....	1.00
Model IB5—For Empire.....	1.00
Model IB6—For Aristocrat.....	1.00
Model IB7—For Baronet.....	.75

Electro-Voice®

ELECTRO-VOICE, INC. • BUCHANAN, MICHIGAN

Spectacular New
Tape System Components

PENTRON


• STEREO • MONAURAL

Select only the TAPE UNITS you want!

Pentron combines professional features and custom styling with building-block flexibility. Add components when you desire—from the simplest monaural system to the all-inclusive stereo systems.

3 MECHANISMS AVAILABLE Featuring —

Professional head assembly with removable pole piece • Mounts VERTICALLY, horizontally or at any angle • Simple single rotary control • 4 outputs plus 2 AC convenience outlets • Speed change lever at front panel • Automatic self-energizing braking.



3 PREAMPLIFIERS

All CA units have same physical dimensions and require same cutout.



CA-11: Tape Playback only. Response: 20-20,000 cps. Signal-to-Noise: 55 db

CA-13: Tape Playback preamp and record amplifier. Response: 20-20,000 cps. Signal-to-Noise: 55 db



CA-15: Stereo Dual Channel Playback. Response: 20-20,000 cps. Signal-to-Noise: 60 db

Hear Fabulous Pentatape Recorded Tapes

PENTRON

780 S. Tripp Avenue
Chicago 24, Illinois

Send brochure on Tape Components.


Name _____

Address _____

City and State _____

Canada: Atlas Radio, Ltd., Toronto

POP'tronics



BOOKSHELF

"A GLOSSARY OF TERMS IN NUCLEAR SCIENCE AND TECHNOLOGY" published by American Society of Mechanical Engineers, 29 West 39th St., New York, N. Y. 188 pages. Soft cover. \$5.00.

The need for a glossary of nuclear terms became apparent after World War II. ASME, with the cooperation of the National Academy of Sciences—National Research Council, prepared this comprehensive dictionary which has been approved as a standard by the American Standards Association. The price is small indeed for so necessary and accurate a compilation. Formulas, graphs and tables are provided where they are required.

Recommended: To all those working in any field touching on nuclear science who need precise and accurate definitions in the areas of biophysics, instrumentation, radiation, and allied topics.

"BETTER SHORTWAVE RECEPTION" by W. I. Orr, W6SAI. Published by Radio Publications, Inc., Wilton, Conn. 140 pages. Soft cover. \$2.85.

This is the fourth in a series of valuable books written by W. (Bill) I. Orr. Comparable to his previous achievements, Bill has now gone all out on the subject of SWL'ing—a topic that has long needed an up-to-date examination. As a hobby involving between 25,000 and 40,000 participants, it is surprising that there is only one monthly feature article on it (in POP'tronics, of course) and one short-wave station listing. This book should break the bottleneck. In it, short-wave receivers and antennas are discussed with emphasis on all the things that an SWL needs to know—how to buy, how to check alignment and calibration, etc. A variety of good antenna designs is outlined, and a bonus package showing step-by-step construction plans for a preselector Q-multiplier and calibrator is thrown in. Reception techniques are thoroughly discussed to answer questions about recording, SWL cards, time zones, strange signals, fading signals, jammers, etc.

Recommended: To anyone with an urge to twist a short-wave receiver dial—you will want to read this book beforehand.

**This book is a Gold Mine
Send for it immediately!**



**REVEALS HOW YOU CAN GAIN QUICKER SUCCESS
OR TURN YOUR HOBBY INTO A WELL-PAID CAREER
IN RADIO . . . TELEVISION . . . ELECTRONICS**

Whether you're an amateur . . . a hobbyist . . . or already in electronics . . . let us show you how to have a bright career in
**ELECTRONICS—TELEVISION—BROADCASTING—GUIDED MISSILES
INSTRUMENTATION—RADAR—COMPUTERS—AUTOMATION
ASTRONAUTICS—SERVOMECHANISMS—AERONAUTICAL ELECTRONICS
TELEMETERING—COMMUNICATIONS—MANUFACTURING**

TURN YOUR HOBBY INTO A HIGH-PAY CAREER!

Today thousands of electronics hobbyists have an opportunity to turn their hobbies into profits. It's the "Age of Electronics"! Trained men are in crucial demand! You may be "outside" the electronics industries now, working on a job you enjoy far less than experimenting, building, transmitting, receiving; working for less money than is being paid to electronics engineering technicians. But your "true love" is electronics. Why not awaken to your opportunities—now?

ELECTRONICS HAS GOOD PAYING JOBS FOR TRAINED MEN LIKE YOU!

And only trained men can fill them. You can get your share, if you take time now to gain that indispensable knowledge.

CREI offers you advanced, professional home study training in Electronic Engineering Technology, including SERVO-MECHANISMS; COMPUTERS; RADAR; AUTOMATION; AERONAUTICAL ELECTRONICS; BROADCASTING; COMMUNICATIONS AND MANUFACTURING, and the ELECTRONIC PRINCIPLES ASSOCIATED WITH GUIDED MISSILES, TELEMETERING, ASTRONAUTICS and INSTRUMENTATION. You can choose your preferred course of training.

YOU NEED ADVANCED TRAINING

Sure you have some experience. But the fellows with only partial technical knowledge move slowly, or stand still while you—the man with advanced technical training—plunge ahead in the golden world of electronics opportunities.

ACQUIRE NECESSARY TRAINING AT HOME

Use spare-time hobby hours for CREI Home Study as thousands of successful technicians have done since

1927. Get concentrated training in minimum time, then step into a good job and enjoy good pay in the mushrooming electronics industry. CREI courses are being studied today on the DEW Line in the Antarctic—in Alamogordo and in Munich—by electronics experts in guided missile development and by telemetering technicians on the missile ranges.

CREI TRAINS YOU IN MINIMUM TIME AT HOME

Thousands of men before you have benefited quickly from CREI Home Study training. Thousands of CREI graduates are now employed in industry here and abroad. Here is what they say:

"You can quote me as saying that it was the smartest three hundred dollars I ever invested in my life, and it has repaid me several hundred times in earnings, not to mention the confidence and security that accompanied mastery of radio and electronics, thanks to CREI."—Joseph Zelle/W8FAZ; Radio Engineer, WERE, Cleveland, Ohio.

SEND FOR FREE BOOKLET RIGHT NOW

If you have the equivalent of a high school education, and are good at mathematics, and have some electronics experience—you can qualify for CREI training and for the fruits which await you upon graduation.

VETERAN?

If eligible for training under the G. I. Bill, check coupon for information.

LIKE TO STUDY IN WASHINGTON?

CREI also offers resident instruction at same high level day or night. Classes start often. Check coupon for Residence School catalog. Qualified residence graduates earn degree: "Associate in Applied Science."

FAMOUS FOR 30 YEARS

CREI is known and respected throughout the Electronic world. Since 1927 we have trained thousands in the military, industry and government. **ASK ANY ENGINEER.**

MAIL THIS COUPON . . . TODAY!

To help us answer your request intelligently, please give the following information:

EMPLOYED BY

TYPE OF PRESENT WORK

EDUCATION: YEARS HIGH SCHOOL

YEARS COLLEGE

ELECTRONICS EXPERIENCE

CAPITOL RADIO ENGINEERING INSTITUTE

ECPD Accredited Technical Institute Curricula—
Founded in 1927

Dept. 121-E, 3224—16th St., N. W., Washington 10, D. C.
Send booklet, "Your Future In the New World of Electronics," and course outline.

CHECK FIELD OF GREATEST INTEREST

- Radar, Servo and Computer Engineering Technology
- Electronic Engineering Technology
- Broadcast AM, FM, TV Engineering Technology
- Television Engineering Technology
- Aeronautical Electronic Engineering Technology

Name

Street

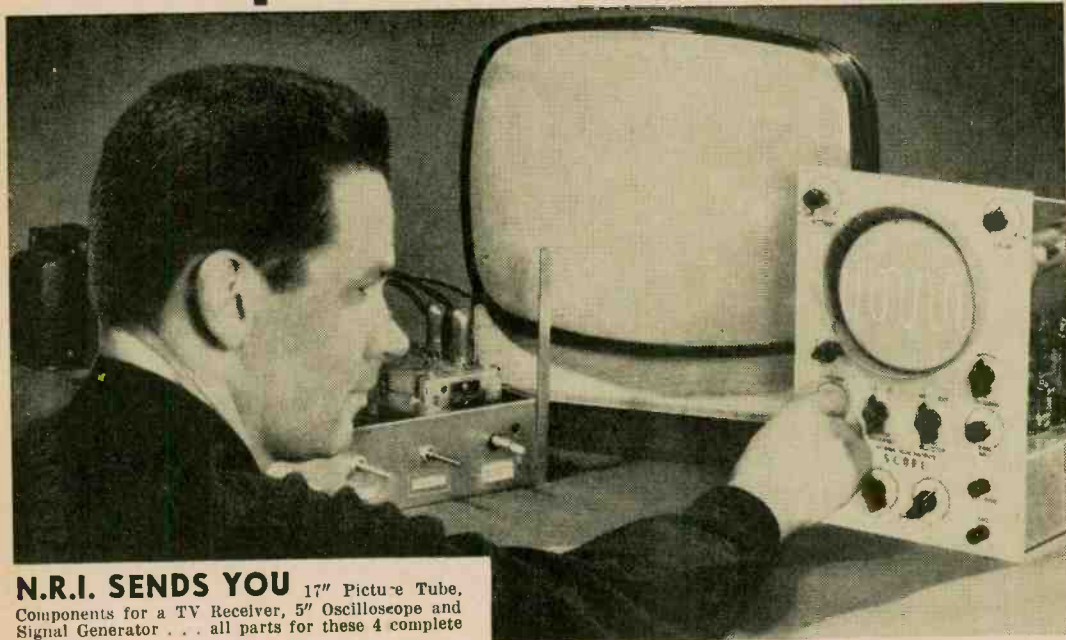
City

Check: Home Study Residence School Korean Veteran



Z1

NOW—A Faster Way to Reach the Top in TV SERVICING



N.R.I. SENDS YOU 17" Picture Tube, Components for a TV Receiver, 5" Oscilloscope and Signal Generator . . . all parts for these 4 complete units.

N.R.I. All-Practice Method Trains You at Home in Spare Time to Fix TV Sets Quickly, with Confidence

The man who knows the answers—the Professional TV Technician enjoys the prestige, gets the better jobs, the higher pay. Here is the learn-by-practice training to be a Professional TV Technician. It shows you the way to be the boss, to earn top pay. Television Servicing needs more well trained men. If you have a basic knowledge of radio and electronics you can make some Television repairs simply by trial and error. But sooner or later you will face TV Service problems you can not solve. And you can't get the training you need while customers wait.

N.R.I. Is Oldest and Largest Home Study Radio-TV School

Over forty years experience and the record and reputation of N.R.I. back up this learn-by-doing Professional TV Servicing Course. Instead of just reading about TV problems, you build and conduct experiments on circuits in a TV receiver. You learn methods, "Tricks of the trade" proved by top TV Servicemen. You learn to fix any set, any model with confidence.

You Get COLOR TV Textbooks Early

The day you enroll, N.R.I. sends you special Color-TV books to speed your

knowledge and understanding of this vast, growing phase of Television. Many full color pictures and diagrams help you recognize defects and help you learn how to correct them quickly and properly. To cash in on the coming Color TV boom, you'll need the kind of knowledge and experience this N.R.I. training gives.

This is 100% learn-by-doing, practical training. Here is a course for men who know basic theory, either from Radio or TV Servicing experience or planned training but realize the need for more knowledge to forge ahead. Here is what one graduate, G. G. Stethem of Belpre, Ohio, says, "I can not praise N.R.I.'s Professional TV

Course highly enough. I have my own spare time shop and all the Radio-TV work I can handle."

Another graduate, Edward Ravitsky of Northumberland, Pa., says, "I have taken your course in Professional TV Servicing. It takes the kind of experience you offer to really learn." If you want to go places faster in TV Servicing, make your future more secure as the industry develops, we invite you to find out what you get, what you practice, what you learn from N.R.I.'s Course in Professional TV Servicing. Mail the coupon now. There is no obligation. NATIONAL RADIO INSTITUTE, Dept. 8AD4T, Washington 16, D. C.



Send for
FREE BOOK

NATIONAL RADIO INSTITUTE

Dept. 8AD4T, Washington 16, D. C.

Please send FREE copy of "How to Reach the Top in TV Servicing." I understand no salesman will call.

Name..... Age.....

Address.....

City..... Zone..... State.....


ACCREDITED MEMBER NATIONAL HOME STUDY COUNCIL

POPULAR ELECTRONICS is published monthly by Ziff-Davis Publishing Company, William B. Ziff, Chairman of the Board (1946-1953), at 64 E. Lake St., Chicago 1, Ill. Entered as second class matter August 27, 1954 at the Post Office, Chicago, Illinois. SUBSCRIPTION RATES: One year U.S. and possessions, and Canada \$4.00; Pan-American Union countries \$4.50, all other foreign countries \$5.00.

TIPS and TECHNIQUES

TRANSISTOR LEAD IDENTIFICATION

Radio students and transistor experimenters will find it easy to identify transistor leads in a hurry by cementing EBC labels on the transistors, as shown. Type



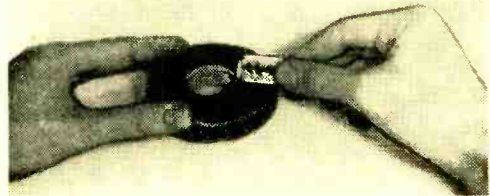
the letters "E," "B," and "C" on white paper (or hand-letter them with pen and ink). Then trim the paper to size and ce-

ment it onto the body of the transistor so that each letter corresponds to a lead.

You will find that the leads of different makes and types of transistors are arranged differently. Be sure to consult the manufacturers literature or a transistor handbook before applying the labels.—A.T.

CUTS AID REMOVAL OF TAPE

Ever try to remove some friction tape from a roll and find that small threads unravel from the edges? This can be prevented by making several shallow cuts in



either side of the roll with a razor blade or sharp knife. The cuts also aid in tearing off pieces of the tape. —J.A.C.

LONGER LIFE FOR GUN TIPS

If the tips in your soldering gun always seem to "give up" just as you're about to put the last connection in your gadget, try (Continued on page 94)

MYSTERY PACKAGE

20 Pounds of ELECTRONIC PARTS

Worth \$40.00

OUR PRICE ONLY

\$3.95

It's Another THRILLING HERSCHEL SURPRISE. 20 pounds of BRAND NEW u.s.a. b/c Govt. Surplus. Perfect gift for Hams, etc.

IF Transformer
3 for \$1.00
30 MC. In square aluminum can. Silver slug tinned.

BK 22 RELAY
Contains 28Y line relay, 3 def. G. modules w/ 110 V. A/c 12V S.P.D.T. relay.
\$2.95

BRAND NEW U.S. AIR FORCE
B-29 BOMBSIGHT
Cost U.S. Govt. \$25,000.00

YOU PAY
\$29.50
INCLUDES:
22H x 13W x 17D
STEEL STORAGE
CASE with KEY LOCK

- Contains Over 100 Precision Bearings
- Gyroscopes
- Motors • Gears
- Ground Optic Lenses
- Switches • Relays

AND THOUSANDS OF OTHER USEFUL PARTS
IDEAL GIFT GET YOURS NOW!
SHIPPED ANYWHERE IN THE U.S.A. FREE!

ALL-PURPOSE FIL. TRANSFORMER
PRI. 117 V. 60 CYC. 100-

\$4.95



KITS! KITS!

ALL KITS CONTAIN THE FINEST ASSORTMENTS. OVER 20,000 SOLD!

- 30 TUBE SOCKETS
- 2 1/2-lbs. of HARDWARE
- 10 Electrolytic Condensers
- 40 Radio & TV KNOBS
- 40 BY-PASS Condensers
- 40 CARBON RESISTORS
- 40 MICA CONDENSERS
- 100 SET SCREWS
- 8 1N23 XTAL DIODES
- 30 Ceramis Condensers
- 25-Ft. Phono-Mike Cable
- 1 SELENIUM RECTIFIERS
- 50 RF CHOKES
- 200 Ft. HOOK-UP WIRE
- 1 TRANS. 4.2V-110 Vac.
- 5 PILOT PANEL LITES
- 5 RADIO-PHONO CHASSIS
- 4 LOOP ANTENNAS (RAD.)
- 1 Meter Rectifier O-1MA.
- 1 6V 30 Amp. SOLENOID

YOUR CHOICE ANY KIT LISTED IN THIS AD **97¢**

- 1 PHANTOM ANTENNA A-42
- 1 TELEGRAPH KEY
- 5 MICRO SWITCHES
- 75-Ft. 300 OHM TV LEAD-1N
- 6 4-Ft. ac. LINE CORDS with PLUG
- 5 RADIO NOISE FILTERS
- 25-Ft. RG-58 U COAXIAL CABLE with PLUGS
- 1 PIX TUBE BRIGHTENER
- 3 CONDENSERS (500 MMFD 20,000 Volts)
- 100 Ft. of SPAGHETTI
- 10 GRAIN WHEAT LAMPS

SWITCH BOX
4-position switch with knob. In aluminum box. 1 1/2" H x 2 3/4" W x 2 1/2" deep.
3 for \$1

AUDIO CHOKE
\$95

600-1MA 4350 PHAS. 15,000 turns of #40 wire. Size: 1 1/2" x 1 1/2" x 2 1/2". Used for radio chokes, phasors, meters, etc.

G-E PYRANOL OIL CONDENSERS
\$4.95

MFD	VDC	PRICE
2	600	.49
8	600	.95
10	600	1.75
2	1000	.95
10	1500	3.49
2	5000	2.49

HERSHEL RADIO CO.

5249 GRAND RIVER
Detroit 8, Michigan
Phone TYler 8-9400

TERMS: Cash with order or 25% DOWN—BALANCE C.O.D.
ALL PRICES NET F.O.B. DETROIT
MINIMUM ORDER \$2.00

MAKE MORE MONEY

in

ELECTRONICS COMMUNICATIONS

with an

F.C.C. LICENSE

The Key to Better Jobs

An F.C.C. commercial (not amateur) license is your ticket to higher pay and more interesting employment. This license is Federal Government evidence of your qualifications in electronics. Employers are eager to hire licensed technicians.

Learn by Mail or in Resident Classes

Grantham School of Electronics specializes in preparing students to pass F.C.C. examinations. Correspondence training is conducted from Washington and Hollywood; resident DAY and EVENING classes are held in both cities. Either way, we train you quickly and well — NO previous training required. A beginner may qualify for his first class F.C.C. license in as little as 12 weeks.

This booklet
FREE!

This free booklet gives details of our training and explains what an F.C.C. license can do for your future. Send for your copy today.



Here's Proof...

that Grantham Students prepare for F.C.C. examinations in a minimum of time. Here is a list of a few of our recent graduates, the class of license they got, and how long it took them:

	License	Wks.
Douglas Moore, 5102 Flambeau Rd., Madison, Wis.	1st	11
Bernard Kirschner, 504 E. 5th, New York, N.Y.	1st	12
Albert D. Meeleib, Box 136, Elrama, Pa.	1st	12
Dan Breece, Station KOVE, Lander, Wyo.	1st	12
Richard Meelan, 166 Jerome St., Brooklyn, N.Y.	1st	10
Leo Bishop, 37 Calle Contenta, Flagstaff, Ariz.	1st	12
Carl Deare, Jr., P.O. Box 487, Jeanerette, La.	1st	11
Jackson York, 1029 N. Quincy St., Arlington, Va.	1st	15

Grantham School OF ELECTRONICS

Hollywood
Division

1505 N. Western Ave.
Hollywood 27, Calif.
Phone: HO 2-1411

Washington D.C.
Division

821 - 19th Street, N.W.
Washington 6, D.C.
Phone: ST 3-3614

for **FREE** Booklet **CLIP COUPON** and
mail in envelope or paste on postal card.

MAIL COUPON TO SCHOOL NEAREST YOU

Grantham Schools, Desk 83-A

821 - 19th Street N.W. OR 1505 N. Western Ave.
Washington 6, D.C. Hollywood 27, Calif.

Please send me your free booklet telling how I can get my commercial F.C.C. license quickly. I understand there is no obligation and no salesman will call.

Name _____ Age _____

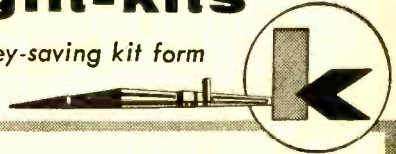
Address _____

City _____ State _____

I am interested in: Home Study, Resident Classes


**BUILD
THE
BEST!**

BUILD ALLIED knight®-kits
the finest electronic equipment in money-saving kit form




**knight-kit "Trans-Midge"
Transistor Receiver Kit**

Model Y-767
\$245
Tiny, cigarette-pack-size 1-transistor radio kit—fascinating to build. Covers the local AM broadcast band with exceptional sensitivity and selectivity. Features: ferrite core tuned coil; low-drain transistor operating for months from single penlight cell; handsome plastic case. Complete with all parts, transistor, battery and easy-to-follow instructions. (External antenna required.) A wonderful value. Shpg. wt., 8 oz.
Model Y-767. Net only.....**\$245**
J-149. Headphones. 1 1/4 lbs. ... **\$2.15**
C-100. Antenna Kit. 1 1/2 lbs. ... **\$1.03**



**knight-kit 5-Transistor
Superhet Portable Radio Kit**

Model Y-766
\$2995
Handsome, easy-to-build personal portable with every ultra-modern design feature: 5 transistors (up to 200 hours playing time from 9v. battery supplied); printed circuit for easy building; big 3 1/2" speaker; push-pull audio output; built-in ferrite loopstick antenna. Sensitive reception of AM broadcast band with exceptional tone. In ultra-smart high-impact ivory plastic case with handsome gold trim; size only 7 1/2 x 3 3/4 x 1 3/4". With all parts, transistors, battery and instructions. Shpg. wt., 2 lbs.
Model Y-766. Net only.....**\$2995**



**knight-kit 10-Circuit
Transistor Lab Kit**

Model Y-299
\$1575
Sensational transistor hobby kit! Assemble the basic parts once, then complete project after project (10 in all), just by plugging leads into proper jacks on printed-circuit board—no wiring changes needed. Make the following: AM radio; amplifier; wireless oscillator; code practice oscillator; electronic timer, switch or flasher; voice-operated, capacity-operated or photoelectric relays. Includes all parts, 2 transistors, battery, headphones, instructions for each Project. Shpg. wt., 3 lbs.
Model Y-299. Net only.....**\$1575**



Model Y-262
\$1465

knight-kit 2-Transistor Pocket Radio Receiver Kit

It's fun to build this pocket-size two-transistor radio—enjoy loud, clear local broadcast-band reception wherever you go! Completely self-contained with built-in ferrite loopstick antenna—no external antenna needed. Extremely efficient reflex type 2-transistor circuit actually does the work of 3 transistors! Printed circuit board reduces building time to about one hour. Has air-dielectric variable capacitor for easy, accurate station tuning. Operates for months and months on long-life alkaline battery supplied. Sensitive miniature earpiece provides remarkably fine tone. Complete with all parts, including plastic-impregnated case, earpiece, battery and transistors. 4 x 3 3/4 x 1 3/4". Shpg. wt., 1 1/2 lbs.
Model Y-262. Net only.....**\$1465**

SEE DOZENS OF OTHER GREAT knight-kits IN THE BIG 404-PAGE ALLIED 1958 CATALOG




FREE Send for it

Get our 404-page 1958 Catalog featuring more than 50 ALLIED KNIGHT-KITS: Hi-Fi, Hobbyist, Instrument and Amateur Kits. Send for it now.



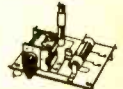
**"RANGER" SUPERHET
BROADCAST RECEIVER
KIT. Y-735 \$17.25**



**"OCEAN HOPPER"
SW RECEIVER KIT
Y-740 \$11.95**



**"10-IN-ONE"
ELECTRONIC LAB KIT
Y-265 \$12.65**



**TRANSISTOR RADIO
RECEIVER KIT
Y-765 \$3.95**


ORDER FROM ALLIED RADIO 100 N. WESTERN AVE., CHICAGO 80, ILL.

GET THE MOST FOR YOUR MONEY IN ALLIED knight-kits

EASIER TO BUILD because KNIGHT-KIT "Step-and-Chek" instructions are marvels of simplicity—so easy to follow!

LOWEST COST because ALLIED'S giant buying power brings you biggest savings. Save most with KNIGHT-KITS!

LATEST DESIGN—each ALLIED KNIGHT-KIT incorporates the very latest circuitry for top-quality performance!



Interruption of light beam triggers relay, to sound chime or bell, turn on lights, etc.



knight-kit Transistorized Code Practice Oscillator Kit

Model Y-239
\$395

Advanced-design code practice oscillator—ideal for beginners learning the code. Uses transistor circuit—operates for months from a single penlight battery. Has clear, crisp tone of approximately 500 cycles. Includes jacks for headphone tips; screw terminals for key. Compact black bakelite case with aluminum panel, only 2 3/8 x 3 3/4 x 1 1/2". Complete with all parts, transistor, battery and step-by-step instructions for quick, easy assembly. (Less earphones and key.) A fine code practice kit at very low price. Shpg. wt., 1 lb.
Model Y-239. Net only.....**\$395**

knight-kit Photo-Electronic Relay Kit

Model Y-702
\$1350

Advanced-design, ultra-sensitive photo-electronic relay—build it yourself and save! Covers 250-ft. with white light; 125-ft. with "unseen" (red filter) light (made available in Light Source Kit listed below). Ideal as announcer, counter, burglar alarm (can be set to ring bell continuously when beam is broken). Hundreds of uses. SPST relay contacts. 6.3v. terminals provide power for accessories. 105-120 v. 50-60 cy. AC use. 6 lbs.
Model Y-702. Relay Kit. Net.. **\$1350**
Model Y-703. Light Source Kit. With long-life sealed beam bulb and red filter. Shpg. wt., 3 1/2 lbs. Net. **\$6.75**

knight-kit 2-Way Intercom System Kit

Model Y-295
\$1475

Easy to build—ideal for home or office. Consists of Master and Remote unit, each with press-to-talk switch. Remote can be left "open" for switchless answering and baby-sitting. In "closed" position, Remote is private", but can be called and can originate calls. High-gain 2-stage amplifier and 4" PM speakers. Delivers full volume from only a whisper. With tubes and 50-ft. cable (up to 200-ft. may be added). Antique white finish. Size each unit, 4 3/4 x 6 1/2 x 4 3/8". For 110-120 v. AC or DC. Shpg. wt., 8 lbs.
Model Y-295. Net only..... **\$1475**

knight-kit "Space-Scanner" Bandswitching Receiver Kit

Model Y-243
\$1595

Thrilling 2-band receiver, easy to build, fun to operate—a terrific value. Bandswitch selects exciting short wave, including foreign broadcast, amateur, aircraft, police and marine radio (6.5 to 17 mc), and standard broadcast. Features highly sensitive regenerative circuit. Includes built-in 4" PM speaker and beam-power output for strong volume. Headphone connectors are available for private listening; switch cuts out speaker. Kit includes calibrated panel, punched chassis, all parts and tubes (less cabinet). Easy to build from step-by-step instruction manual. 7 x 10 x 6". For 110-120 volt, 50-60 cycle AC or DC. Shpg. wt., 5 lbs.
Model Y-243. Net only..... **\$1595**
Y-247. Matching cabinet for above..... **\$2.90**



HOBBYISTS! YOU GET THE WIDEST CHOICE IN ALLIED knight-kits—MOST FUN TO BUILD!

"6-IN-ONE" ELECTRONIC LAB KIT
Y-770 **\$8.45**

CRYSTAL SET HOBBY KIT
Y-261 **\$2.15**

WIRELESS BROADCASTER KIT
Y-705 **\$9.50**

PHONO OSCILLATOR KIT
Y-760 **\$5.85**

ELECTRONIC PHOTOFLASH KIT
Y-244 **\$28.50**

PHONO AMPLIFIER KIT
Y-790 **\$9.45**

EASY TERMS AVAILABLE

All Prices Net F.O.B. Chicago

MORE knight-kits ON FOLLOWING PAGES

FREE

LATEST
EICO[®]
CATALOG

**SAVES YOU 50% on your
TEST INSTRUMENT & HI-FI COSTS**
50 KITS & WIRED MODELS to choose from!

EICO[®]

33-00 NORTHERN BLVD.
LONG ISLAND CITY 1, N. Y.

Show me HOW to SAVE 50% on Laboratory Precision test instruments & Hi-Fi. Send FREE catalog & name of neighborhood EICO Distributor. PE-1

Name

Address

City Zone State

Occupation

Prices 5% higher on West Coast



Home, car, TV,
appliance repairs:
#540 NEW!


READI-TESTER
KIT \$12.95
WIRED \$15.95



VACUUM TUBE
VOLT METER
#221
KIT \$25.95
WIRED \$39.95



NEW! PEAK-TO-PEAK
VTVM
#232 & UNI-PROBE
(pat. pend.)
KIT \$29.95
WIRED \$49.95



1000 Ohms/Volt
MULTIMETER
#536
KIT \$12.90
WIRED \$14.90

**You build EICO KITS in one evening—but they last
a LIFETIME! OVER 1 MILLION in use today!**



5" PUSH-PULL
SCOPE #425
KIT \$44.95
WIRED \$79.95
Lowest-priced
professional Scope



NEW! COLOR &
BLACK-&WHITE
5-MC TV
SCOPE #460
KIT \$79.95
WIRED \$129.50



TUBE TESTER #625
KIT \$34.95 WIRED \$49.95



#666
NEW! DYNAMIC
CONDUCTANCE
TUBE &
TRANSISTOR TESTER
KIT \$69.95 WIRED \$109.95




NEW!
RF-AF SIGNAL
GENERATOR #324
(150 kc to 435 mc)
KIT \$26.95 WIRED \$39.95



TV-FM SWEEP
GENERATOR
#360
KIT \$34.95 WIRED \$49.95



MULTI-SIGNAL TRACER #145
KIT \$19.95 WIRED \$28.95



1000 Ohms/Volt
MULTIMETER
#556
(4 1/2" METER)
KIT \$16.90
WIRED \$23.50



6V & 12V
BATTERY
ELIMINATOR
& CHARGER
#1050
KIT \$29.95 WIRED \$38.95



R-C BRIDGE & R-C-L
COMPARATOR #950B
KIT \$19.95 WIRED \$29.95



Test radio, hearing aid,
flashlight, photo-flash,
electronic equipment
batteries:
BATTERY TESTER
#584
KIT \$9.95 WIRED \$12.95



RETMA Res. Sub.
Box #1100
KIT \$5.95 WIRED \$9.95



RETMA Cap. Sub.
Box #1120
KIT \$5.95 WIRED \$9.95

HIGHEST QUALITY HI-FI at the lowest prices...

only from

EICO[®]



NEW! FM TUNER #HF90
KIT, less cover: \$39.95*
WIRED, less cover: \$65.95*
Cover: \$3.95 *excise tax incl.




NEW
MASTER CONTROL
PREAMPLIFIER #HF61
KIT \$24.95 WIRED \$37.95
with Power Supply:
KIT \$29.95 WIRED \$44.95




NEW!
60-WATT
Ultra Linear
HIGH
FIDELITY
POWER AMPLIFIER
#HF50 with ACRO T0-330 OUTPUT XENAR
KIT \$72.95 WIRED \$99.95



Vitality
different
& better!
New
Standard
Speaker
System
HFS-2
\$139.95



NEW!
20-WATT
Ultra-
Linear
Williamson-type
INTEGRATED AMPLIFIER
= HF20
KIT \$49.95 WIRED \$79.95



NEW!
50-WATT
Ultra-
Linear
INTEGRATED AMPLIFIER
= HF52
KIT \$69.95 WIRED \$109.95



NEW! 12-WATT Williamson-
type INTEGRATED AMPLI-
FIER = HF12
KIT \$34.95 WIRED \$57.95



NEW!
COMPLETE with
FACTORY-BUILT
CABINET-2-WAY
HI-FI SPEAKER
SYSTEM #HFS1
\$39.95



ALTHOUGH the game of "NIM" has been popular for literally hundreds of years, most of the people who play it are not aware that it can be analyzed by a mathematical system. If you are handy with *binary* numbers (see *After Class* in this issue, page 68), you can win every time. Operating with binary numbers mentally, however, is a trick that is not easy to master.

The "DEBICON" (DEnary-BInary-CONverter) does all the hard work for you. When you learn to interpret the mathematical code of its flashing light panel—it's easy once you know the rules—you can beat the best "brain" among your friends every time! The fun of DEBICON is the challenge it offers your opponent to make use of the lights in the same manner you do; but just let him try to make sense of their changing patterns!

The Game Itself. To see how the DEBICON is used, let's do a quick run-down on the rules that govern the four-number version of NIM. This form of the game is more fun to play than the simpler varieties and is much more mystifying when you force a win.

Win at NIM with DEBICON

**Play this old game with
modern switching circuits
instead of matches**

Two players are involved. One of them sets out four piles of matches, toothpicks or coins, the number in each pile not to exceed ten. Fewer than ten objects may be used in any of the piles, but it's more fun to start with larger amounts. Instead of using coins or matches, the game can be played by setting the four numbered dials on the DEBICON.

Assume that player X has set out matchsticks as in Table 1. Pile A contains nine sticks, pile B seven, pile C three, and pile D six. Player Y is now allowed to remove any number or all sticks from any one pile. Let's suppose he takes seven from pile A. Then, player X takes two from pile B while player Y takes all the remaining sticks from pile A on his next turn. The progression of the complete game might run somewhat as shown in Table 1. Each time a player's turn comes up, he is allowed to operate on only one pile at a time, and the person who is left holding the last stick loses the game. In our sample game, player X is left holding the last one—the one in pile C. Player X is the loser.

Doing It Electronically. When NIM is played on the DEBICON, the piles are reduced by rotating the selected knobs from

higher to lower numbers. Each player takes his turn and works one knob at a time. As each knob is twisted, the row of four horizontal lights fluctuates in pattern for each new setting. If you're the player that knows the "code," at your turn you simply reset one of the knobs in accord with the secret instructions flashed to you by the panel of lights.

Each time it is your turn to play, you reduce the setting of one of the knobs until each of the vertical columns has an even number of lit lamps. Zero (or no lamps lit) is "even," as are the numbers "two" and "four." You are now "safe" and your opponent is stuck. His next move will invariably change the pattern so that one or more of the columns will add up to an odd number. At your turn, you can re-establish a safe condition by resetting the appropriate dial for an "even" sum of glowing lamps.

Table 2 shows the complete sequence of moves for player X and player Y applied to the example given previously. Player Y is "in the know," and player X, sometimes called "sucker," is doomed! Once player Y acquires the "knack" of interpretation, he is unbeatable.

STEPS	Pile A	Pile B	Pile C	Pile D
Player X sets matchsticks out this way	////////	///////	///	//////
Player Y takes seven from Pile A, leaving two sticks	//	///////	///	//////
Player X takes two from Pile B, leaving five sticks	//	////	///	//////
Player Y takes the remaining two from Pile A, leaving none in this particular pile		////	///	//////
Player X takes all from Pile D, leaving none in this pile		////	///	
Player Y takes two from Pile B, leaving three sticks		///	///	
Player X takes all of Pile B, leaving none in this pile; the only sticks left now are three in Pile C			///	
Player Y takes two from Pile C, leaving only one; player X loses, being stuck with last stick			/	

Table 1. This is how two people might play the game of NIM using matchsticks.

STEPS	4 3 2 1	RESULT
Player X sets up the numbers this way: 9 7 3 6	A 9 → ● ○ ○ ● B 7 → ○ ● ● ● C 3 → ○ ○ ● ● D 6 → ○ ● ● ○	Columns 1, 2 and 4 have odd totals: UNSAFE
Player Y takes seven from Pile A, leaving two sticks in this pile: 2 7 3 6	A 2 → ○ ○ ● ○ B 7 → ○ ● ● ● C 3 → ○ ○ ● ● D 6 → ○ ● ● ○	All columns now total even (2, 4, 2): SAFE
Player X takes two from Pile B, leaving five sticks in this pile: 2 5 3 6	A 2 → ○ ○ ● ○ B 5 → ○ ● ● ● C 3 → ○ ○ ● ● D 6 → ○ ● ● ○	Column 2 is now odd again (3): UNSAFE
Player Y takes the remaining two from Pile A, leaving none in this pile: 0 5 3 6	A 0 → ○ ○ ○ ○ B 5 → ○ ● ● ● C 3 → ○ ○ ● ● D 6 → ○ ● ● ○	All columns again total even (2, 2, 2): SAFE
Player X takes all from Pile D, leaving none in this pile: 0 5 3 0	A 0 → ○ ○ ○ ○ B 5 → ○ ● ● ● C 3 → ○ ○ ● ● D 0 → ○ ○ ○ ○	Columns 2 and 3 now are odd (1, 1): UNSAFE
Player Y takes two from Pile B, leaving three sticks here: 0 3 3 0	A 0 → ○ ○ ○ ○ B 3 → ○ ○ ● ● C 3 → ○ ○ ● ● D 0 → ○ ○ ○ ○	Totals again even (2 and 2): SAFE
Player X takes all of pile B, leaving none in this pile; what remains is: 0 0 3 0	A 0 → ○ ○ ○ ○ B 0 → ○ ○ ○ ○ C 3 → ○ ○ ● ● D 0 → ○ ○ ○ ○	Both columns odd (1 each): UNSAFE
Player Y takes two from Pile C, leaving only one; Player X loses, being left with last stick: 0 0 1 0	A 0 → ○ ○ ○ ○ B 0 → ○ ○ ○ ○ C 1 → ○ ○ ○ ● D 0 → ○ ○ ○ ○	End of game

Table 2. Using the secret code with DEBICON insures your winning the game.

There is one exception to the even-sum rule but since it occurs only at end-game it should cause no trouble. As you approach end-game, you must not leave an even number of "ones" on the *dials* of the DEBICON as the only remaining digits. Should the game happen to proceed toward this end result, adjust your last move so that three "ones" or a single "one" remain on the board. If your last move should

leave your opponent with two "ones" or four "ones," he can wipe you out by removing a single "one" each time his turn comes around, forcing you to pick up the last.


Constructing the DEBICON. Locate the holes for the rotary switch shafts with plenty of clearance between adjacent wafers. Since all the finished switches are exact duplicates of one another, they can be prewired in identical fashion before in-

stallation. Wire color-coded leads about eight inches long from interconnected terminals for later connection to the indicator lamps. Each colored wire should be identified by associating it with a specific pilot lamp. Record this association to make your final connections easier.

Position "zero" and all subsequent positions are determined as follows. Remove the shaft nut from the switch. This will free the adjustable stop which should be removed and discarded. Rotating the shaft should now provide eleven positions which we will number zero through ten. Turn the switch shaft fully *counterclockwise* and observe where the wiping contact comes to rest. This is the zero position. The next clockwise step is position one, then two, and so on. Make sure you can identify all even positions by counting them off as you twist the shaft clockwise step by step.

Decals provide lettering for the switch positions and for the pilot lamps.

Wiring of one of the four rotary switches and one of the horizontal rows of lamps is shown below, right. The other three switches are wired exactly the same and each handles one horizontal row of lamps. Switches connect together only at common ground as shown.



Drill 16 $\frac{1}{2}$ " holes in the front panel for the indicator lamps, forming a square of four vertical columns and four horizontal rows. Insert a $\frac{1}{2}$ "-o.d., $\frac{3}{8}$ "-i.d. *soft* rubber grommet in each hole, moisten the pilot lamps and press them in place gently for a friction fit. With the lamps installed, join their metal shells by spot-soldering one continuous piece of bare, tinned hookup wire to each one in turn. Then connect the end of this jumper wire to either terminal of the 6.3-volt transformer secondary.

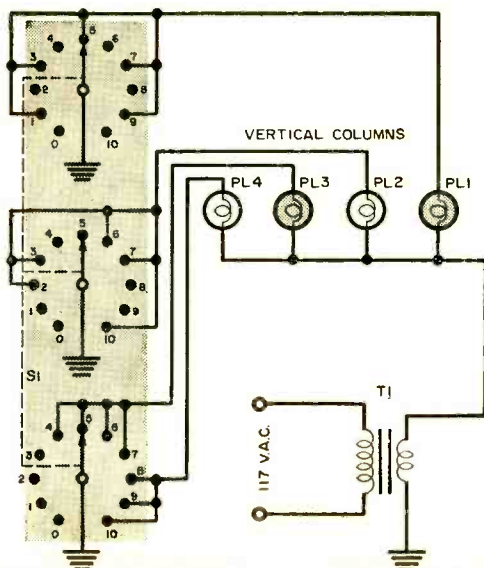
Before mounting the individual switches, connect their wiper-contact terminals together with the same type of bare wire and ground the end of each jumper to the case. The remaining 6-volt transformer secondary lead is also grounded, completing the circuit to the individual lamps through the appropriate switch contacts.

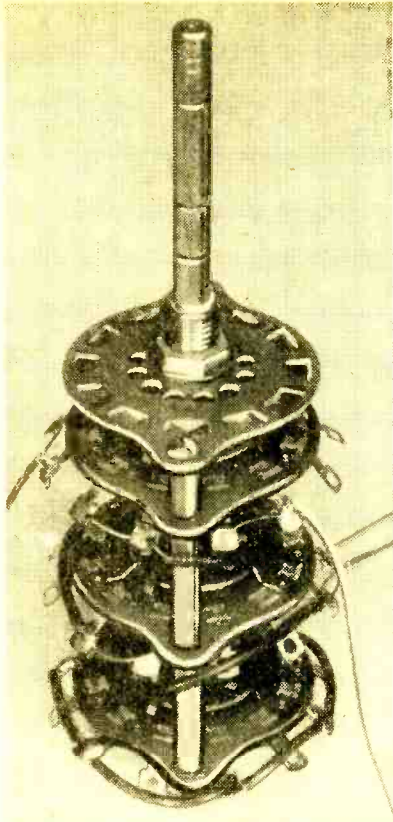
Each of the four color-coded leads com-

HOW IT WORKS

The wiring of the DEBICON selector switches is arranged to set up the *denary* numbers from zero to ten in *binary* form. The game of NIM is based on the binary number system in which it may be shown that "even" digital totals in the columns—regardless of the number of columns—establish a "safe" condition. When any *one* of the numbers is altered, the condition becomes "unsafe."

In other words, it is not possible to go from a set of "even" columnar totals to a second set of "even" totals by resetting only one of the switches; hence, the play must oscillate from "safe" to "unsafe" on each successive move. As long as a player repeatedly restores the even totals, his opponent must set up odd totals in at least one of the columns on every move. This eventually results in the opponent being left with the last "one"—and he's lost the game!





Close-up above shows wiring of one three-deck switch.

Use care when soldering to base contacts of lamps.


STEP	LIGHT SEQUENCE			
0	0	0	0	0
1	0	0	0	*
2	0	0	*	0
3	0	0	*	*
4	0	*	0	0
5	0	*	0	*
6	0	*	*	0
7	0	*	*	*
8	*	0	0	0
9	*	0	0	*
10	*	0	*	0

0 = Light OFF; * = Light ON

Table 3. If the wiring is correct, lamps will light as shown at switch positions.

ing from the switches is now connected to the associated base solder contact on each of the pilot lamps. Since each set of connections to horizontal rows A, B, C, and D is identical, only one set is shown in the diagram.

Test Your Wiring. After completing the wiring for the first switch and the first horizontal row, set the switch on the zero position and plug the unit into a convenient 117-volt a.c. receptacle. Rotate the switch clockwise step-by-step as you observe the sequence of glow, and compare the steps



PARTS LIST

- PL1 to PL16—6.3-volt pilot lamp with bayonet base (#47)
- S1, S2, S3, S4—3-circuit, 3-section, 11-position rotary switch (McIlroy 1331L)
- T1—6.3-volt filament transformer, 1 amp. secondary
- 1—7" x 12" x 4" Minibox (Bud CU-2111)
- Misc. decals, grommets, line cord, terminal strip and colored hookup wire

with those given in Table 3 at the top of this page.

Be sure that neither leg of the a.c. line is accidentally grounded to the case. The *only* power lead which should be connected to the case is one of the 6-volt secondary transformer leads.

The numbers and lettering shown in the illustrations were applied by means of alphabet decals available from electronic supply houses.

POPULAR ELECTRONICS

VOLUME 8

NUMBER 1

CONTENTS

FEATURE Articles and Electronic Developments

Inventors Start Young.....	50
INFRARED—Jack of All Trades.....	Melvin Mandell 53
Oscilloscope Traces—I.F. Check.....	Howard Burgess 57
International Television DX'ing.....	70

ELECTRONIC Build-It-Yourself Projects

Win at NIM with DEBICON.....	Harvey Pollack 37
Pocket Size Test Instruments—Part I.....	E. G. Louis 43
Inexpensive Dial Setter.....	Robert J. Murray 51
DX with a D-Q.....	William I. Orr 65
Build an Electric Shutter Release.....	A. J. Lowe 85

AUDIO and Hi-Fi Features

Float-Phase Amplifier for Hi-Fi Fans.....	Paul Harvey 47
Winter Hi-Fi Season.....	60
Tune on the Nose.....	Bradford O. Van Ness 79

Experimenter's Workshop

Grip That Arm!.....	Art Trauffer 83
Protect Your Car!.....	R. Wayne Crawford 83
Raise The Pickup!.....	Carl Dunant 83
Better Tone from Your TV.....	Leo Sands 84
Use a Neon Lamp to "Detect" Lightning.....	Frank H. Tooker 84

Miscellaneous Electronic News

Detectors Test A-Blast Radiation Above and Below Ground....	42
Experimental 60-kc. Standard Frequency.....	42
They Start Young in the Electronic Computer Field.....	42
Color Video Taping.....	78
Power Failure Locator.....	78
Radio Library Aids Blind Electronics Enthusiasts.....	78

(Also see page 6 for DEPARTMENTS)

Cover photo by Dan Rubin

Copyright © 1957 by Ziff-Davis Publishing Company.
All rights reserved.

Average Net Paid Circulation 261,625

JANUARY 1958

Publisher

OLIVER READ, W1ETI

Executive Editor

OLIVER P. FERRELL

Managing Editor

VIN ZELUFF, W2HSU

Technical Editor

LARRY KLEIN

Associate Editors

MIKE BIENSTOCK
HANS H. FANTEL
MARGARET MAGNA

Editorial Assistant

ARDEANE TRATZKI

Contributing Editors

H. BENNETT L. E. GARNER, JR.
H. S. BRIER H. POLLACK
J. T. FRYE R. P. TURNER

West Coast Editor

EDWARD A. ALTSHULER

Art Editor

ALFONS J. REICH

Art and Drafting Dept.

J. A. ROTH
W. K. VAHLING
M. WHELPLEY

Advertising Director

JOHN A. RONAN, JR.

Advertising Manager

WILLIAM G. McROY



ZIFF-DAVIS PUBLISHING CO., 366
Madison Ave., New York 17, N. Y.
William Ziff, President; H. J. Morganroth,
Vice President; Michael H. Froelich, Vice
President; Michael Michaelson, Vice
President and Circulation Director;
George Carney, Secretary-Treasurer;
Albert Gruen, Art Director.



Member
Audit Bureau
of Circulations



BRANCH OFFICES: Midwestern Office,
64 E. Lake St., Chicago, Ill., Jim Weakley,
advertising manager; Western Office,
Room 412, 215 W. 7th St., Las Angeles
17, Calif., John E. Payne, manager.

SUBSCRIPTION SERVICE

All communications concerning subscrip-
tions should be addressed to Cir-
culation Dept., 64 E. Lake St., Chicago
17, Ill. Include your old address as
well as new—enclosing if possible an
address label from a recent issue of
this magazine. Allow at least 4 weeks
for change of address.

CONTRIBUTORS:

Contributors are advised to retain a
copy of their manuscripts and illustra-
tions. Contributions should be mailed to
the New York Editorial Office and
must be accompanied by return post-
age. Contributions will be handled with
reasonable care, but this magazine as-
sumes no responsibility for their safety.
Any copy accepted is subject to what-
ever adaptations and revisions are ne-
cessary to meet the requirements of this
publication. Payment covers all au-
thor's, contributor's and contestant's
rights, titles, and interest in and to
the material accepted and will be made
at our current rates upon acceptance.
All photos and drawings will be con-
sidered as part of material purchased.

POPULAR ELECTRONICS



Detectors Test A-Blast Radiation Above and Below Ground

The U. S. Army is using a new network of radiation detectors to test the potency of atom rays after atomic tests. Scientists are stowing the gear in such places as tanks (above), balloons, and even under the ground. They hope to learn under what conditions troops may enter an area after atomic artillery bombardment.

This equipment was developed at the Signal Engineering Labs. at Fort Mon-

mouth, N. J. It keeps a continuous record of radiation hazards in the test area after a blast. Data are stored in well-protected underground recorders until the area can be entered safely. Such data could be used to prepare radiation charts for combat.

One such probe has been installed in a Sherman tank to determine how close to a blast such an armored vehicle can be without danger to its crew.

Experimental 60-kc. Standard Frequency


The Bureau of Standards has determined that the regular h.f. standard broadcasts are sometimes subject to frequency shift of 3 parts in 10 million. Therefore, the Bureau has initiated experiments at low and very low frequencies designed to overcome the problem which is said to be due to

changes in the propagation medium. The first, at 60 kc., has started at Boulder, Colo., with the call letters KK2XEI. In this way they hope to find a practical way to minimize propagation errors and allow high-accuracy frequency comparisons in a shorter period of time.

They Start Young in the Electronic Computer Field



There's nothing very unusual about a 14-year-old boy attending school—unless it happens to be a class in programing a Remington Rand high-speed digital computer. Bill Rosenberg of Los Angeles is the youngest student ever to attend this class, from which he emerged with "a truly outstanding record." Shown at left ready to mount a tape for running a problem on his thesis, Bill is now occupying his spare time designing and building an electronic computer. He intends to become an electronics engineer, and his goal is the invention of a memory device for a computer smaller and better than anything that has yet been devised.



**Two simply assembled
low-cost voltmeters for
the beginner**

WHETHER you're a part-time or full-time serviceman, a student-experimenter, an R/C enthusiast, a ham, an audio fan, or a home builder of electronics gear, chances are that you've often wished for a set of pocket-sized test instruments. The serviceman can use miniaturized equipment for quick checks of receivers and amplifiers in a customer's home; the ham can use such instruments for testing his mobile rig or for checking out his portable equipment on periodic field days; the home experimenter will find that pocket-sized instruments require less of his limited—and valuable—bench space, leaving more room for construction projects and circuit assemblies.

If you're willing to invest a few dollars and two or three hours of your time, you can assemble your own set of "tom-thumb" instruments. With a well-stocked junk box, you may be able to reduce out-of-pocket cost to small change. All you'll need is a handful of resistors and capacitors, a few controls and switches, and an assortment of small metal or plastic boxes, plus the usual "hardware" found around the lab or workshop. For an indicating device you can use a low-cost neon bulb instead of a relatively expensive meter.*

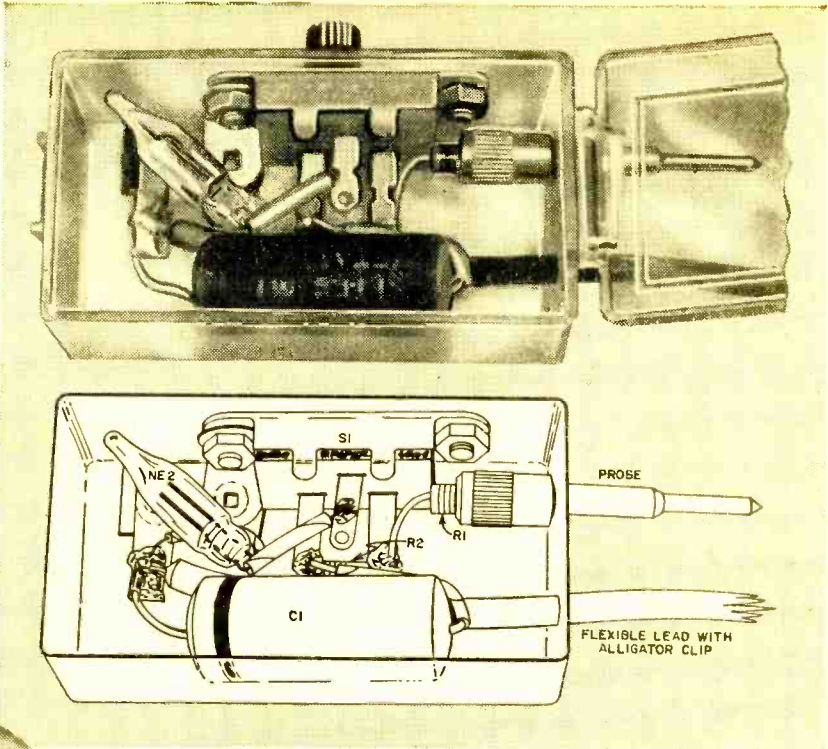
The voltmeter is one of the basic instruments needed in electronics servicing or in

* For a bench-type neon-bulb volt-ohmmeter, see "Make Your Own 'Economy' Multitester" in the October, 1957 issue of POPULAR ELECTRONICS.

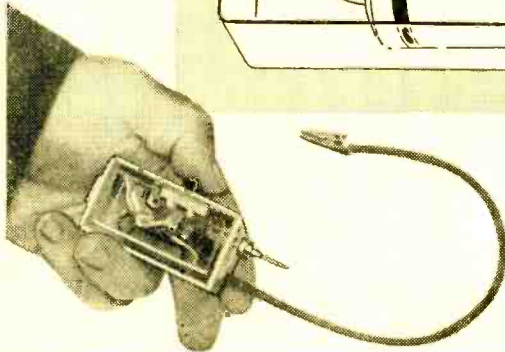
Pocket Size Test Instruments

Part 1

By E. G. LOUIS



Probe tip in pulse rate meter at right may be secured in place with Duco cement or glue.

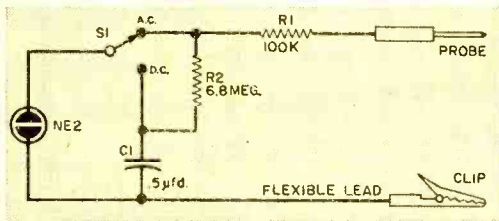


laboratory work. So you'll probably want to start with one of these. Described below are *two* types of pocket-sized neon-bulb-operated voltmeters that you can assemble. In later articles, we'll discuss the construction of other instruments, including an audio generator and a unique R/C tester.

PULSE RATE VOLTMETER

Often, when making a quick check of amplifiers and radio receivers, our immediate interest is to see if B+ and plate voltages are available, and what their *approximate* value is, rather than *exactly* how much voltage is available. We may need to know whether we have, say, *about* 300 or *about* 100 volts rather than exactly 285 or 300 volts. The pulse rate voltmeter is designed to simplify this type of measurement. Even though the instrument has no meter to read nor dials to adjust, it is still possible to obtain a fairly good approximation of d.c. voltages with it.

Using only two resistors, one capacitor, a slide switch and a neon bulb, the pulse rate voltmeter is inexpensive and easy to build. Just follow the wiring diagram and illustrations. Don't worry about layout and circuit lead dress—they aren't critical. But make sure that the switch is easy to manipulate when the instrument is held in one hand, and that the neon bulb is clearly visible.



Pulse rate meter operation is based on a special neon lamp characteristic. Calibration may be upset by exposure to intense light during measurement because of the lamp's particular sensitivity to changes in breakdown point under strong illumination.

PARTS LIST

- C1—0.5-µfd., 400-volt metalized paper capacitor
- R1—100,000-ohm, 1/2-watt resistor
- R2—6.8-megohm, 1/2-watt resistor
- SI—S.p.d.t. slide switch
- 1—NE2 neon bulb
- Misc. small plastic case, terminal strip, alligator clip, wire, solder, machine screws and nuts, etc.

With normal B voltages such as are found in radio and TV receivers (90 to 450 volts), the pulse rate is slow enough to follow with the eye. By mentally counting the number of pulses per second, the operator can make a close estimate of the voltage applied to the instrument. The higher the voltage, the more rapidly *C1* can charge to the firing voltage of the neon bulb, and hence the higher the blinking rate.

When connected to a source of a.c. voltage, the capacitor acts as a "short" across the neon bulb and the bulb does not light. The switch (*S1*) is turned to the "AC" position, changing the instrument into a simple neon-type indicator, with *R1* serving as a current-limiting resistor. With this arrangement, the bulb lights whenever the applied voltage "peaks" above the nominal firing voltage of the bulb—say from 70 volts (r.m.s. a.c.) up.

Although it is difficult to estimate a.c. voltage values—except by the relative brightness of the neon bulb—this is no drawback to the instrument's application. In most cases, when used as an a.c. voltmeter, the unit is primarily employed to indicate the *presence* of, say, a.c. line voltage.

To "calibrate" the voltmeter, simply connect the unit to measure known d.c. voltages and note the approximate number of pulses (blinks) obtained per second. Different d.c. voltages can be obtained from an adjustable d.c. power supply, or from the B supply circuits of radio and TV receivers. If you don't know the voltages that are avail-

HOW IT WORKS

This is a basic relaxation oscillator for d.c. measurements and a simple indicator for a.c. voltage tests.

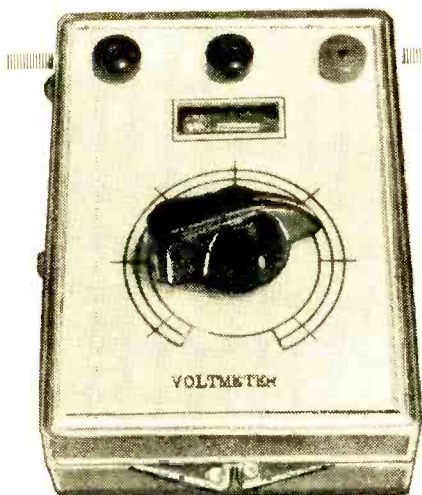
With *S1* in the "DC" position, and the instrument connected to a d.c. voltage source, capacitor *C1* is charged slowly through series resistors *R1* and *R2*. When the charge across *C1* reaches the "firing voltage" of the neon bulb, the bulb "fires," discharging the capacitor.

The capacitor then recharges slowly until the firing voltage is reached again, and the action continues. The neon bulb "blinks" or lights each time it fires; this blinking rate is dependent on the *RC* time constant and on the voltage applied to the circuit. Since the *RC* time constant is fixed by the values of *R1*, *R2* and *C1*, the blinking or pulsing rate depends only on the d.c. voltage applied to the instrument.


able in a particular test, you can use a standard voltmeter while you calibrate the instrument.

The pulse rate voltmeter is not "polarized," i.e., *either* lead may be connected to the positive terminal (with the other lead connected to the negative side of the voltage source). To check the polarity of an unknown voltage, just note *which* of the neon bulb's two electrodes lights with a given arrangement of the test leads during the initial "calibration tests." Remember which electrode lights when, say, the "ground lead" is connected to B-, and you won't have any trouble identifying unknown voltages.

When you want to check a.c. line voltages, flip the switch (*S1*) to the "AC" position. On these measurements, the neon bulb will glow steadily (will not blink), and *both* electrodes will light.



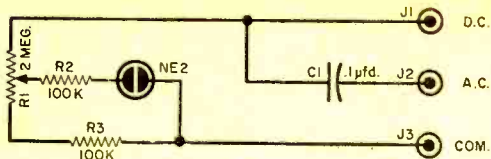
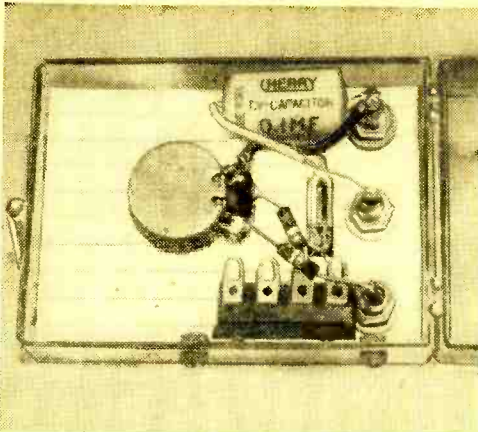
Neat panel layout and compactness characterize the volt-output meter. Its plastic case eliminates possibility of shock during measurement. At right, the meter is shown in operation. Rubber-shielded alligator clips are recommended for all connections to receivers when they must be worked on "live."



COMBINATION VOLT-OUTPUT METER

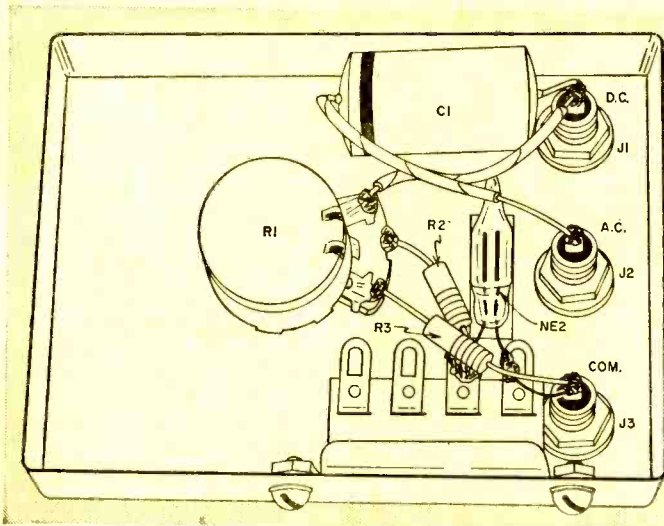
While the compact and easy-to-use pulse rate voltmeter is quite satisfactory for quick preliminary tests, you may want to make more accurate voltage measurements, or you may sometimes want to measure the a.c. component of a pulsating d.c. signal. This last measurement is generally made with an *output* meter.

You needn't go to an expensive instru-



PARTS LIST

- C1—0.1- μ fd., 600-volt metalized paper capacitor
- J1, J2, J3—Phone tip jack
- R1—2-megohm potentiometer (linear taper)
- R2, R3—100,000-ohm, $\frac{1}{2}$ -watt resistor
- 1—NE2 neon bulb
- Misc. small plastic case, knob, terminal strip, wire, solder, machine screws and nuts, etc.



Internal view of the volt-output meter shows the extreme simplicity of layout and construction. Component cost is exceptionally low.

HOW IT WORKS

In operation, potentiometer *R1* and fixed resistor *R3* form a simple adjustable voltage divider, while series resistor *R2* serves to limit the current through the neon bulb to a safe value.

With a d.c. voltage applied to the "COM." (*J3*) and "DC" (*J1*) input terminals, and the center arm of *R1* turned all the way "down," the only voltage applied to the neon bulb (through *R2*) is the voltage appearing across *R3*. This is relatively small compared to the applied voltage due to the relative sizes of *R1* and *R3*.

As the center arm of *R1* is advanced "up," the voltage applied to the neon bulb increases until its "firing voltage" (about 60 to 70 volts) is reached, at which time the bulb lights. The point of *R1* rotation at which the bulb lights depends on the voltage applied between the "DC" and "COM." terminals; hence, a dial indicating the rotation of *R1* can be calibrated directly in applied voltage.

An a.c. voltage can be measured in much the same manner, except that the bulb lights on the "peak" of the applied voltage rather than on its r.m.s. value. Thus, separate calibration scales are required for a.c. and d.c. measurements. Where d.c. and a.c. voltages are available at the same point (pulsating d.c.), as on the plate of an audio output tube, and it is necessary to measure *only* the a.c. components of the voltage, a blocking capacitor (*C1*) is built-in, and is connected to a separate "AC" terminal (*J2*).

ment for such tests. By wiring a potentiometer-type neon voltmeter in a plastic box about the size of a package of cigarettes, adding an indicator dial and a d.c. blocking capacitor, you can assemble a versatile and useful combination instrument—one that can be used both as a direct-reading a.c./d.c. voltmeter and as an output meter on your test bench.

The completed instrument may be calibrated by the same technique used with the pulse rate voltmeter. To make each reading, the control (*R1*) is set all the way back, then advanced gradually until the neon bulb just lights. Separate readings are obtained as different voltages are applied to the instrument.

If you don't have—and can't borrow—an adjustable output power supply, you can use a fixed B voltage supply and a simple voltage divider consisting of two resistors totaling 250,000 ohms across the power supply output. A variable output voltage is ob-

(Continued on page 101)

FLOAT-PHASE AMPLIFIER

for Hi-Fi Fans

HAVE YOU EVER been discouraged by the complexity of high-fidelity push-pull phase-inversion amplifier circuits? Do "cathode-coupled," "long-tailed pairs" and "floating paraphases" have you stopped cold before you begin? Relax and cast an eye on the schematic of this little job. That's right, it's push-pull, but there's no separate phase-inverter stage. And its low percentage of harmonic distortion approaches conventional push-pull performance so closely that even a trained ear finds it hard to tell the difference. Yet it has enough output to drive a three-speaker system—with volume to spare.

Parts Mounting. If the amplifier is to be located in the open, on a bookshelf or table top, it is best to plan its construction using a professionally finished amplifier foundation base and cover as shown. Lay out the components to be mounted on top of the chassis with these thoughts in mind:

(1) The power transformer (*T1*), filter capacitor can (*C5*), and rectifier tube socket (*V4*) should be grouped around one corner of the chassis—at the rear, left, is more or less customary. Don't mount the capacitor too close to the tube because the heat will shorten its life expectancy radically.

(2) Locate the socket for the high-gain voltage amplifier tube (*V1*) at the corner diametrically opposite from that of the transformer.

(3) Space the two power output tubes (*V2* and *V3*) in line along the front of the chassis, allowing room for the lip of the metal cover to clear all parts as it settles into place.

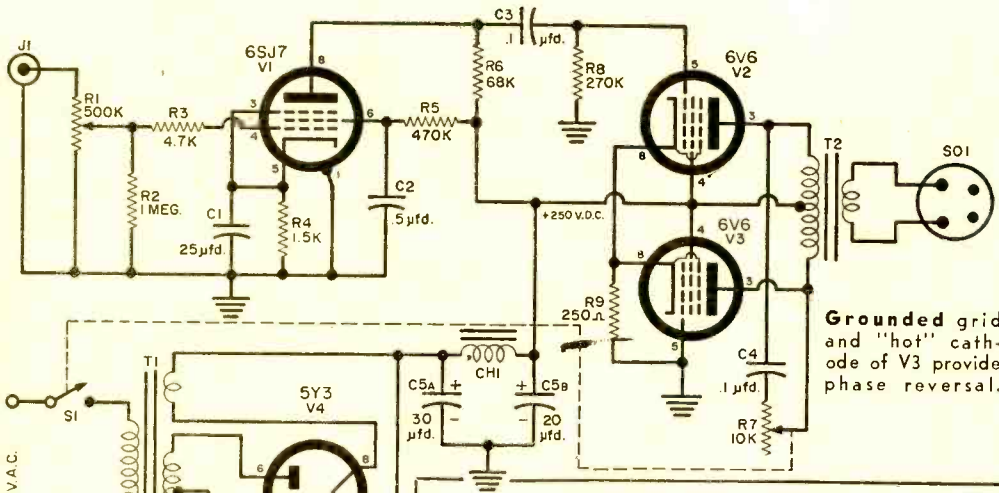
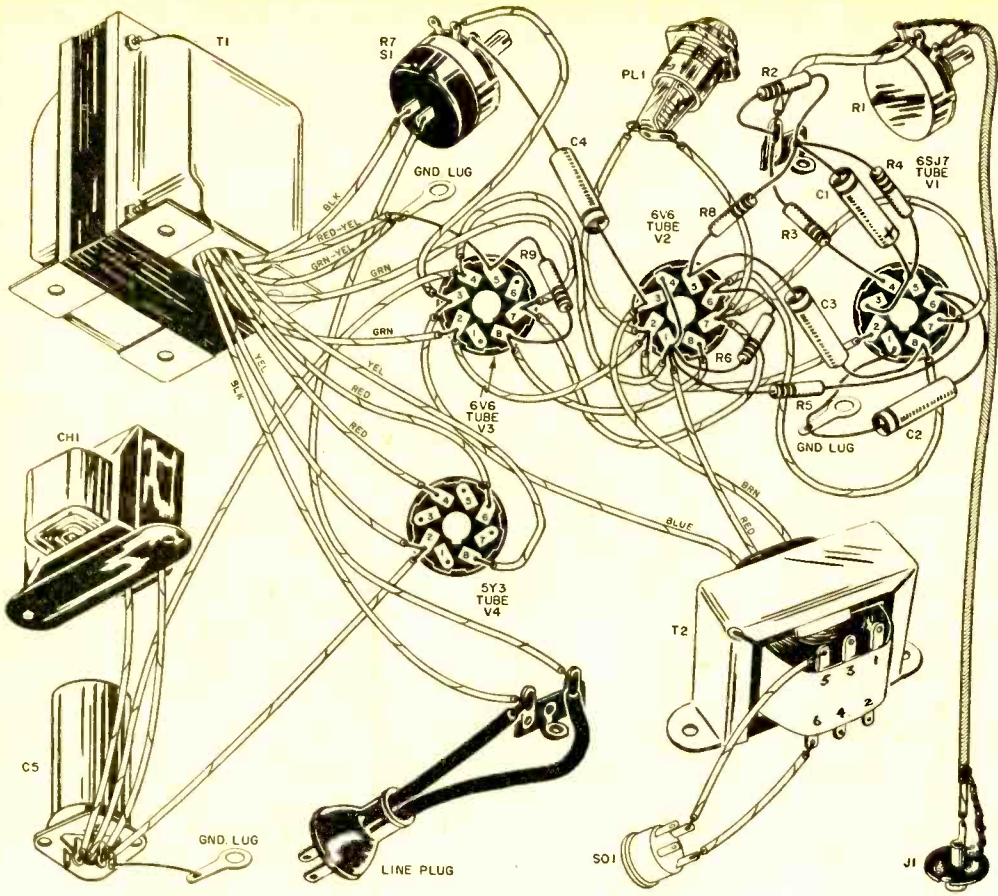


Speaker system courtesy of Lafayette Radio

By **PAUL HARVEY**

(4) Mount the filter choke (*CH1*) on the inside of the rear apron of the chassis immediately below *T1*. The output transformer (*T2*) is mounted as shown. All sockets should be left in the clear to expedite assembly and simplify wiring.

(5) Mark the chassis for a standard phono jack (*J1*) on the rear apron opposite volume control potentiometer *R1*. The cen-



Grounded grid and "hot" cathode of V3 provide phase reversal.

PARTS LIST

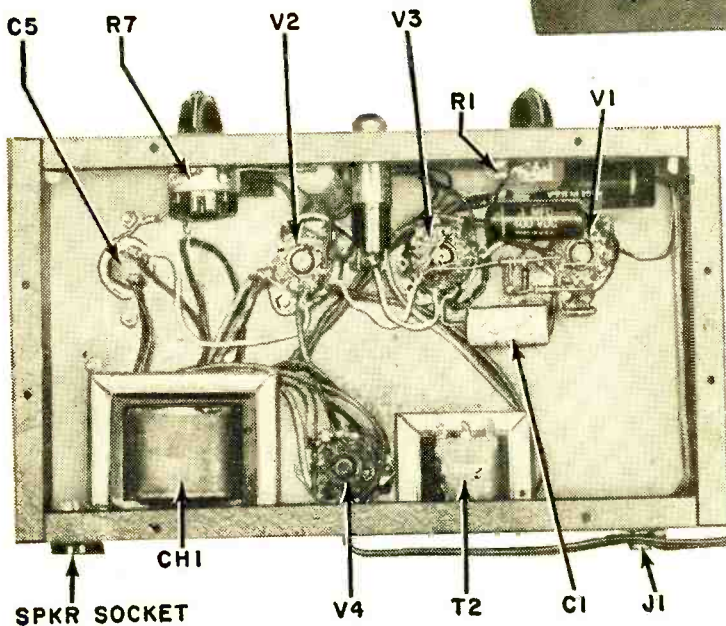
- C1—25- μ fd., 25-volt capacitor
- C2—0.5- μ fd., 400-volt capacitor
- C3—0.1- μ fd., 400-volt capacitor
- C4—0.1- μ fd., 600-volt capacitor
- C5a/C5b—30/20 μ fd., 350-volt capacitor
- CH1—5-15 henry, 100-ma. filter choke
- J1—Phono jack (RCA type)
- PL1—Pilot assembly for #47 lamp
- R1—0.5-megohm audio taper potentiometer

ter of this side of the chassis should be drilled for the a.c. line cord hole and, on the far end, the speaker output socket. The front apron has the tone control and on-off switch (R7 and S1) on the right side, the pilot assembly (PL1) in the center, and R1 at the left.

Hum Problems. By following the mounting and layout instructions carefully, you'll avoid 60-cycle hum problems, since the high-gain input circuit will be physically



Top and bottom views of amplifier show parts placement that should be followed for best results.



isolated from the power supply. The small parts beneath the chassis are supported by their leads. Only two insulated terminal strips are used—for the resistors and the line cord.

Shield the input leads from phono jack J1 to the volume control and ground pin #1 of V1 to stop hum pickup. The shield

braid can be soldered to grounded chassis lugs at J1. Ground at one point only.

When wiring the power supply, keep the leads dressed close to the chassis. Twist the 6.3-volt filament leads tightly together to help cancel the a.c. field around them.

After the input stage is completed, the remainder of the wiring is not at all critical provided that you observe the usual precautions against short circuits, cold solder joints, etc.

Testing. One way to "test" any electronic device is to turn it on and see whether or not it works. But too often this quick-and-easy test procedure results in

(Continued on page 96)

HOW IT WORKS

The input stage is a standard high-gain amplifier circuit with its values chosen for minimum distortion. Amplified signal voltage is coupled to the output tubes via C3.

When a positive part of the signal voltage is fed to the grid of V2, the current through the tube increases, causing a rise in the voltage between its cathode and B+ or ground. Tube V3's grid is normally negative with respect to its cathode by the amount of the voltage across R9. Any increase in this voltage makes the grid more negative with respect to its cathode, so that its plate current decreases. Thus, as V2's plate current goes up, V3's goes down, and vice-versa. It is from this type of operation that "push pull" earned its name.

By proper choice of component values, a reasonably good balance between the output tubes is established. In reality, phase inversion is taking place—not in a separate or preceding stage—but right in the output stage itself.

R2—1-megohm resistor
 R3—4700-ohm resistor
 R4—1500-ohm resistor
 R5—470,000-ohm resistor
 R6—68,000-ohm resistor
 R7—10,000-ohm pot. with on-off switch (S1)
 R8—270,000-ohm resistor
 R9—250-ohm, 5-10 watt wire-wound resistor
 SO1—Two-connector socket with plug

T1—Power transformer, 520 volt c.t. at 90 ma., 5 volt at 2 amp., 6 volt at 3 amp., c.t. (Stancor PC-8404 or equivalent)
 T2—Output transformer, universal type, secondary lugs 5 and 6 used (Stancor A-3823)
 V1—6S7 tube
 V2, V3—6V6-GTA tube
 V4—5Y3 tube
 1—5½" x 10" x 9" amplifier cabinet (ICA 3971)

INVENTORS START YOUNG



THE Ford Motor Co. is one of several giant industrial firms which, with an eye to the future, sponsor scientific achievement in youth. At Ford's 11th annual Industrial Arts Awards and Student Craftsman's Fair, 394 winners split \$50,000 in cash prizes. The contest drew 40,000 entries from high school students.

Typical of the winners are David Howell, 18, of Whittier, Calif. (top), who relaxes in a hammock in New York's Central Park as he operates his remote-control lawnmower—this has tremendous possibilities for the suburban do-it-yourself set. Another top winner is Dennis Garrabrant, 17, of Paterson, N. J. (left), who designed and built an electronic combination lock that works on a three-number telephone dial principle. —50—



**This oscillator
will set inexpensive
receivers for
best bandspread**


MANY short-wave listeners and hams-to-be experience difficulty in properly setting the general coverage dials so that the bandspread dials are properly calibrated according to their markings. Sometimes an error in setting the general coverage dial by as little as the width of the pointer results in a 25 to 100 kc. error on the bandspread dial.

The gadget described in this article is a simple high-stability self-excited oscillator with its own power supply. It was deemed necessary to include the power supply because many less expensive receivers are a.c./d.c. with no provision for accessories.

Basic frequency of the oscillator is 1000 kc. It is roughly set to this frequency by tuning in a broadcast-band station. Of course, if there should be a local broadcast station operating on 1000 kc., it may be set on the nose. Leeway is provided on the front control for more precise measurements of frequency if slightly more or a little less than 1000 kc. is required.

The layout of the calibrator should be followed as closely as possible as all major heat-producing components are mounted above the chassis, while the frequency-controlling components are mounted below the chassis where the heat is least apt to affect them. In operation it is recommended that the unit not be placed on top of the receiver or other equipment which will add to the temperature rise within the calibrator itself.

To place the calibrator in operation, both switches should be turned on and the tube allowed to come to operating temperature. It is well to allow it to run for about fif-



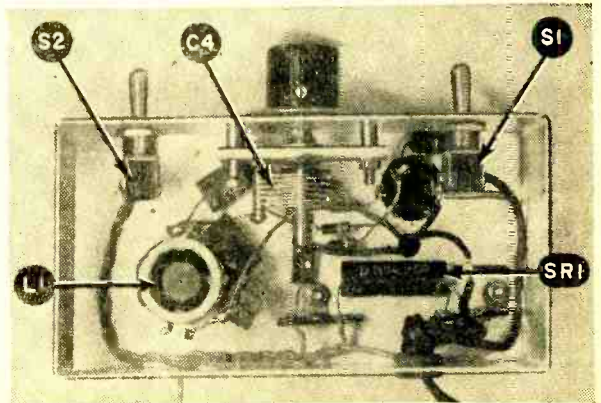
INEXPENSIVE DIAL SETTER

By Robert J. Murray, W1FSN

teen minutes before setting the frequency of the oscillator. Capacitor C_4 is then set at half capacity. The receiver is tuned to 1000 kc. on the broadcast band and the slug in L_1 is turned in or out until a strong unmodulated carrier is heard on the receiver.

The calibrator is now roughly set at 1000 kc. and will provide strong harmonics at

All major heat-producing components are mounted above the chassis (see top photo), and all frequency-controlling components below the chassis where heat will least affect them.



TRAIN FOR OPPORTUNITY FIELD OF

ELECTRONICS

ON REAL EQUIPMENT

IN THE GREAT SHOPS

OF **COYNE**



LARGEST, OLDEST AND BEST EQUIPPED SCHOOL OF ITS KIND IN U.S.

This five story Chicago building is occupied entirely by Coyne. Five big floors of Classrooms and over a quarter of a million dollars worth of Equipment. Thousands of successful men have trained at Coyne. There is no substitute for Coyne's wealth of experience.



OPPORTUNITIES IN ELECTRICITY-ELECTRONICS

Train the Coyne way for a better job in *Electricity-Electronics*—a field that offers a world of opportunities now and in the years ahead. In industry—in the home—Electricity and Electronics are playing a vastly greater role than ever before. New developments and rapid growth are creating increasing job opportunities. Automation Electronics—one of the more recent applications of Industrial Electronics to manufacturing processes—promises to create additional demands for trained Electrical-Electronics men such as we have never seen. Electrical Training can be taken separately or combined with Television-Radio. Send coupon for more information.

Training in Refrigeration and Electric Appliances can be included.


YOU TRAIN IN CHICAGO—Learn the easier practical way in shops of Coyne in Chicago. Shop work plus technical training. No advanced education or previous experience needed. Lifetime Employment Service to Coyne Graduates.

START NOW—PAY LATER

New liberalized credit terms and Finance Plans. Part-time employment service to students. Help in making housing arrangements.

VETERANS OR NON-VETERANS

Coyne training is offered to Veterans and Non-Veterans alike. We'll send Bulletin giving full information. Send coupon for details.



TELEVISION—RADIO ELECTRONICS

Great opportunity for a good job or your own business in one of America's fastest growing branches of Electronics! New stations by the hundreds . . . new sets by the millions . . . and now Color TV . . . all means greater opportunities in Sales and Service. Separate courses in Radio-Television or in combination with Electricity-Electronics available. Coupon brings details.

Mail coupon for big free book!

48 Page Illustrated Book, "Guide to Careers" gives you all the facts. Whether you prefer Electricity-Television-Radio or Combined Electronics Training this book describes all training offered.

Information comes by mail. No obligation and no salesman will call.



1. You are told the how and why of each job.

2. You're shown how to do it by trained instructors.

3. You do the jobs yourself on finest equipment.

D. W. COOKE JR., President

COYNE FOUNDED 1899
ELECTRICAL SCHOOL

A Technical Trade Institute Operated Not For Profit
500 S. Paulina Street, Chicago, Dept. 18-71H

ELECTRICITY • RADIO • TELEVISION • REFRIGERATION • ELECTRONICS

Coyne Electrical School, Dept. 18-71H
500 S. Paulina St., Chicago 12, Ill.

Send **BIG FREE BOOK** and details of all training you offer. However, I am especially interested in

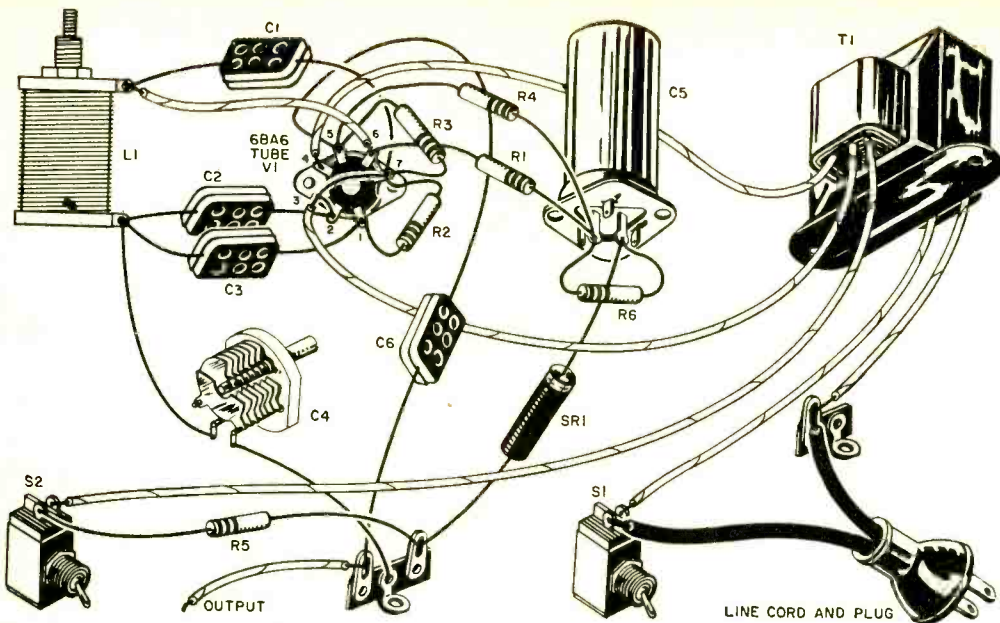
- Electricity-Electronics Television-Radio
 Combined Electronics Training

Name _____

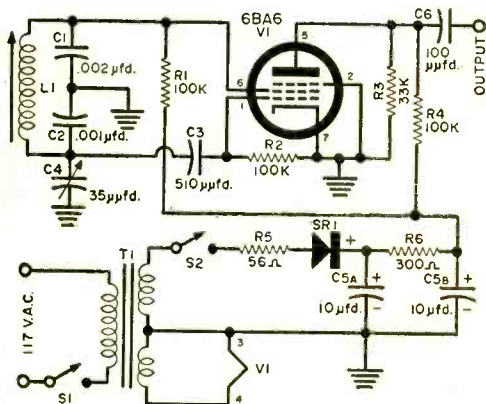
Address _____

City _____ State _____

(I understand no Salesman will call.)



Follow the pictorial and schematic diagrams in building the dial setter. Note that C5 is grounded through its metal mounting plate.



PARTS LIST

- C1—0.002- μ fd. silver mica capacitor
- C2—0.001- μ fd. silver mica capacitor
- C3—510- μ fd. silver mica capacitor
- C4—35- μ fd. air variable capacitor (National UM-35)
- C5a/C5b—10/10 μ fd. (or 20/20 μ fd.) dual 150-volt electrolytic capacitor
- C6—100- μ fd. mica capacitor
- L1—40 turns of No. 26 Formvar on National XR-62 ceramic coil form
- R1, R2, R4—100,000-ohm, $\frac{1}{2}$ -watt resistor
- R3—33,000-ohm, $\frac{1}{2}$ -watt resistor
- R5—56-ohm, $\frac{1}{2}$ -watt resistor
- R6—300-ohm, 1-watt resistor
- S1, S2—S.p.s.t. toggle switch
- SR1—20-ma. selenium rectifier (Sarkes Tarzian #026-28H-Q or National T657-1)
- T1—Power transformer (Stancor PS 8415)
- VI—6BA6 tube
- 1—6" x 3" x 2 $\frac{1}{2}$ " aluminum chassis
- 1—Knob (National HRS-5)

every multiple of 1000 kc. throughout most of the short-wave spectrum, i.e., 2000 kc., 3000 kc., 4000 kc., 5000 kc., etc. At this point the calibrator may be set exactly on one of the Bureau of Standards' stations (WWV) at either 5.0 megacycles or 10.0 megacycles. The receiver can be tuned to WWV at either of the above frequencies and the tuning slug in *L1* adjusted carefully for zero beat with the station.

As a final word of caution, it should be pointed out that some simpler superheterodyne receivers have a relatively poor signal-to-image ratio at the higher frequencies and it is possible for the operator to mistake an image for the true signal. Images are signals that are heard at a frequency twice the i.f. removed from the true signal. In other words, if your receiver has an intermediate frequency of 455 kc. and its local oscillator frequency is above the signal, the image of any one signal heard will be found 910 kc. lower in frequency on the dial. If the receiver's oscillator is lower in frequency than the signal, the image will be found 910 kc. higher in frequency on the dial.

These 910-kc. points are very close to the next 1000-kc. calibrator harmonics; therefore the operator should be careful to differentiate properly between a true signal and an image. This problem will not present itself on the lower frequencies but should be looked for and recognized for what it is when you are operating on the higher frequency ranges.



This is what cyclist (left) looks like to infrared camera.

INFRARED

Jack of all Trades

By MELVIN MANDELL

NEXT TIME you relax under a "heat lamp," bathing away those aches and pains, stop a moment and consider. Just what is it that's soothing your muscles and warming your fibers? "Heat," you'll say.

True. But just what is this heat? The heat you feel is infrared energy, an electromagnetic radiation whose frequency ranges from about 1 million to 500 million megacycles—between the microwave region used for high-definition radar and visible light waves.

"Swell," you'll say, and promptly forget about it as you relax under the lamp, your mind turning over new ways of increasing the range of radar, or wrestling

with the problem of aircraft proximity detection, or other such burning problems of the day.

Little do you realize that perhaps right at your finger tips is the answer to your head-scratching. Yes, infrared (IR to the trade) may be just what you're looking for.

Consider for a moment:

- IR detectors are used on the new Sidewinder missile, a weapon so accurate that it almost literally can climb up the tailpipe of a speeding jet.

- Tests are under way with IR detectors which might do more to wipe out air-to-air accidents than radar or any other method under consideration.

- IR detectors for some time have been eliminating railroad "hotboxes," saving untold thousands of dollars and possibly many lives through prevention of accidents.

- IR is being used by modern police laboratories in crime detection.

- IR instruments and controls are already saving industry untold amounts of money, savings which normally are passed on to the consumer.

These and many other examples of the versatility of infrared radiation are actually only the beginning in the development and exploitation of this little-known area of the spectrum, but if all goes as per expectations, millions of dollars will be poured into research and development of infrared in the coming years, and what rich harvests they will reap for civilization can only be guessed at this time.

IR Is Heat. Although anyone can feel infrared radiation as heat when he turns towards the sun on a clear day, the place of infrared in the spectrum was not discovered until 1800. The famous British scientist, Sir William Herschel, was experimenting with a prism. When he held a

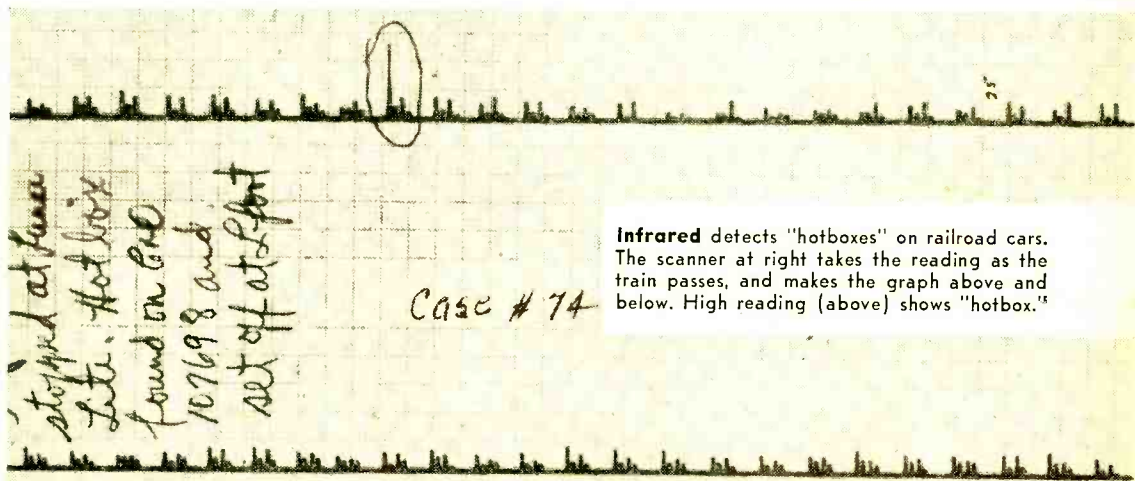
thermometer out beyond the red portion of the spectrum he had cast on the wall, the mercury rose. Obviously, there was some invisible radiation from the sun reaching us as heat. It was named "infra-red," from the Latin prefix "infra," meaning below.

Although scientists continued to investigate the infrared region—one even measured the temperature of the moon in the 1880's—no practical applications were developed until the early part of this century, when it was discovered that IR was a powerful tool in identifying unknowns. If you pass infrared radiation through a substance, it will absorb certain parts of the IR spectrum. Each of the millions of different kinds of molecules absorbs a different characteristic infrared frequency.

Despite the fact that identifying unknowns is one of the most widespread activities in industrial research, a practical infrared instrument was not developed for this purpose until the middle 30's. The honor goes to the American Cyanamid Co. Infrared spectrophotometers proved themselves by helping to keep up production at the Government's vital synthetic rubber factories during World War II.

Fighting Crime. Now thousands of these IR tools, which have the additional virtue of not destroying the sample as several other methods of analysis do, are used in chemical, petroleum, biological, medical, pharmaceutical and crime laboratories.

At the New York Police Laboratory, a physical chemist, Dr. James Manning, has shown that raw opium can be identified as to country of origin by infrared spectrum analysis. His work is contributing to United Nations' efforts to halt the international drug traffic. Dr. Manning has also used the spectrophotometer to help solve many crimes which had baffled the police.







Photo by Barnes camera (above) shows an auto which has just parked. Note heated areas of motor and tires. Strip above car is gradation scale to measure temperature value. Man at right is using Baird-Atomic "Evaporograph" in steel mill.



New and better drugs are another benefit. A spectrophotometer guided the synthesis of cortisone, the miracle drug for arthritis, and is used to check the quality of many drugs during production. The infrared spectrophotometer has also been used by Gerard P. Kuiper, a University of Chicago astronomer, to determine the composition of the rings of the planet Saturn. He has detected gases on two of Jupiter's nine known moons and confirmed the presence of carbon dioxide on Mars.



During World War II attempts to develop a first cousin of the spectrophotometer, the infrared analyzer, were made both in this country and in Germany. The Germans produced the first practical instrument, and their design has been reproduced here by a few companies. Working over only a small portion of the IR spectrum, the analyzer compares an unknown with a known sample by passing infrared radiation through both. Impurities in a chemical plant's "stream" can be detected down to the parts-per-million level with this sensitive instrument.

Saving Lives. By adjusting the analyzer to detect carbon dioxide, a surgeon can be warned of small but significant changes in his patient's breathing while under the knife. At Presbyterian Hospital in New York, an analyzer has been hitched up to control the volume of air going to patients undergoing surgery. This partial automation of the operating room doesn't eliminate any nurses, but means that the patient's needs are met more rapidly and accurately.

Analyzers are used in respiratory centers—where polio victims are maintained in iron lungs—to check the breathing of each patient a few times a day. One of the \$5000 instruments also monitors the air on board the atomic submarine "Nautilus."

Aids Smog Solution. City dwellers may some day thank the infrared analyzer for

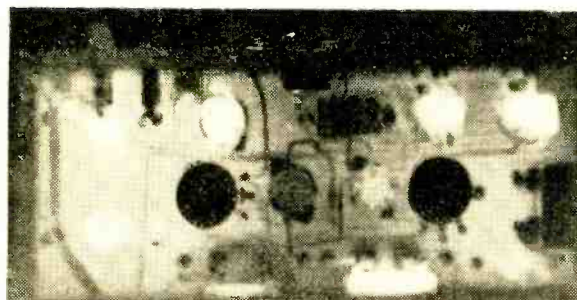
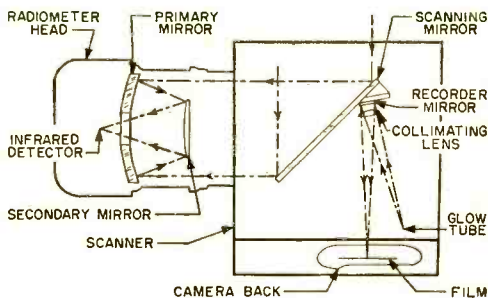
helping to end smog. In Los Angeles recently, one thousand cars were studied while under way with an analyzer sitting in the back seat constantly recording what came out of the exhaust pipe. The findings could contribute to development of some new muffler that burns or catches objection-



Typical shots of electronic chassis taken with Barnes scanning camera (right) appear above and below. Note the hot tubes above, and the heated resistors and cold potentiometers below. In both cases, the chassis have picked up some heat from the hotter parts and are gray.

try and medical research—is the infrared camera. Originally developed for military purposes about five years ago, the first IR camera, called the “Evaporograph,” was declassified about two years ago, but is just coming into use. Since it converts heat patterns into visible light, it has all sorts of applications where it is important to find one spot that is hotter or colder than its surroundings—and shouldn’t be. It is made by Baird-Atomic in Cambridge, Mass.

For example, it can find spots in the walls of power plant or steel mill furnaces that are hotter than the rest. This usually means that the refractory brick at that point is crumbling away. Finding the spot quickly can save a lot of expense and trouble later.



able unburned fume-making hydrocarbons.

Agricultural researchers are also finding the analyzer to be a valuable tool. By reading the carbon dioxide given off by a plant, the instrument tells just how fast it is growing. Changes in the plant’s environment can be evaluated in days instead of a season. When northern Maine was struck by a plague of beetles that ate the leaves off of many thousands of trees, the analyzer was used to tell if the trees were still alive. The dead ones were cut down before worms ruined them as lumber, while the live ones were treated to reach full growth.

The Infrared Camera. The most exciting of the IR instruments—for both indus-


try and medical research—is the infrared camera. Originally developed for military purposes about five years ago, the first IR camera, called the “Evaporograph,” was declassified about two years ago, but is just coming into use. Since it converts heat patterns into visible light, it has all sorts of applications where it is important to find one spot that is hotter or colder than its surroundings—and shouldn’t be. It is made by Baird-Atomic in Cambridge, Mass.

For example, it can find spots in the walls of power plant or steel mill furnaces that are hotter than the rest. This usually means that the refractory brick at that point is crumbling away. Finding the spot quickly can save a lot of expense and trouble later.

Just a short time ago, the military released another type of infrared camera for peace-time use—the scanning-type instrument. Unlike the completely optical Evaporograph, which produces the picture all at once, the newer machine builds up the image in a series of horizontal scan lines like a TV set. While a TV receiver scans the complete screen 30 times a second, the first versions of the scanning IR camera took 12 to 14 minutes to produce a photograph. The latest (still classified) versions of the camera scan in fractions of a second, and if the scanning speed continues to rise, engineers may eventually produce an infrared TV. Then they could study changing heat patterns instead of being limited to stable situations as at present.

Cancer Detection. A Canadian surgeon has experimented with a scanning camera made by Barnes Engineering Co. in Stamford, Conn., as an aid in finding cancers lying close to the surface of the skin. These cancers may reveal themselves to the camera because they contain more blood and

(Continued on page 96)



Oscilloscope Traces

I.F. Check

Some difficulties that arise in the i.f. stages and how to find them

By HOWARD BURGESS

DESPITE the fancier methods of signal transmission, FM, SSB and the like, old AM remains the backbone of radio communications. More AM receivers are in use today than ever before, and almost all of them have one or more i.f. stages which, in general, will determine the set's quality of performance. A quick check of operating conditions and distortion levels in the i.f. stages can be simply made with an oscilloscope. Here's how it's done.

The Test Setup. Since most home receivers have i.f. systems tuned to about 460 kc., the i.f. pattern can be observed direct-

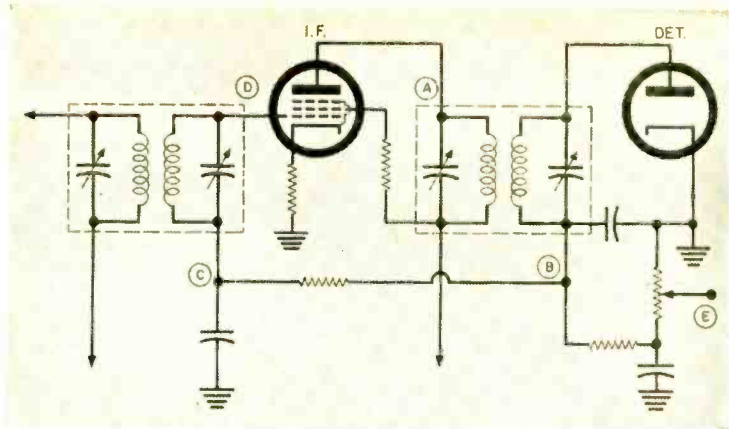
ly. Frequencies this low can be handled by most 'scopes, even the inexpensive ones.

The probe that you constructed for square-wave testing applications (November 1957 issue) will prove useful in i.f. checks also, but the tests can be made without it. Note that when connections are made to points in an i.f. or r.f. stage, a slight amount of detuning of the circuits in the receiver may result due to the capacitance of the test leads.

Let's examine the schematic of a "final" i.f. stage on p. 58. The last i.f. is usually followed by a diode detector and automatic volume control (a.v.c.) system. The points

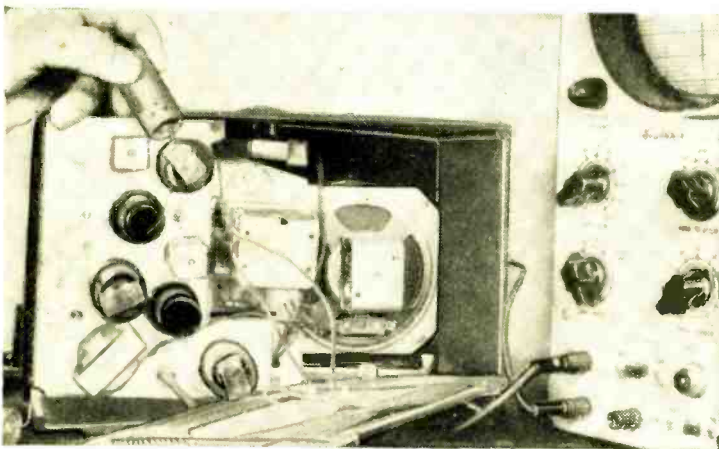
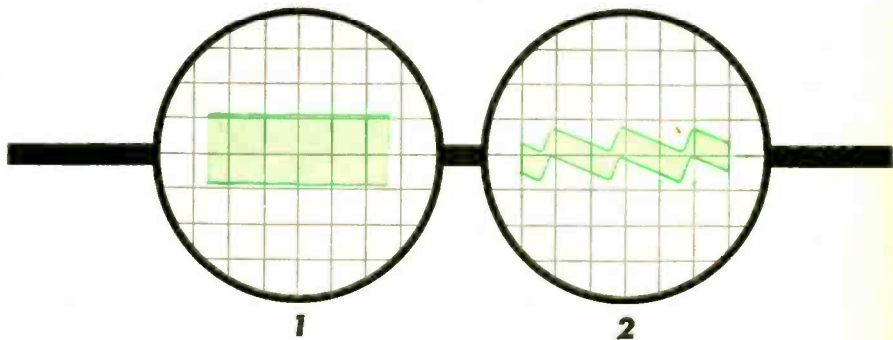


Use care when applying the oscilloscope probe to a.c./d.c. sets. An isolation transformer is recommended.



Schematic of a common i.f. stage arrangement. Lettered points are used for the tests described.

The waveforms at right are what your 'scope will show at the check points suggested. See text for complete explanation of Figs. 1-6.



Addition of extra filtering will often remove hum modulation of Fig. 2.

designated with letters will be used as test take-offs for our checks.

Injecting a strong signal can show several types of distortion and we will do so for the first test. With the 'scope connected at A, tune in an *unmodulated* signal supplied by an r.f. signal generator.

Hum Checking. Set the oscilloscope sweep at about 50 cycles. As the r.f. generator output is increased, the oscilloscope's

base line will widen into a band as shown in Fig. 1, but only if there is no modulation on the signal. If the trace takes the shape of Fig. 2, you have hum voltage in the amplifier stage. By checking with your 'scope's sweep rate control, you'll find that the peaks are at either a 60- or 120-cycle rate.

If hum is found on the signal, this should be corrected before going further. You will find that better filtering of the B+

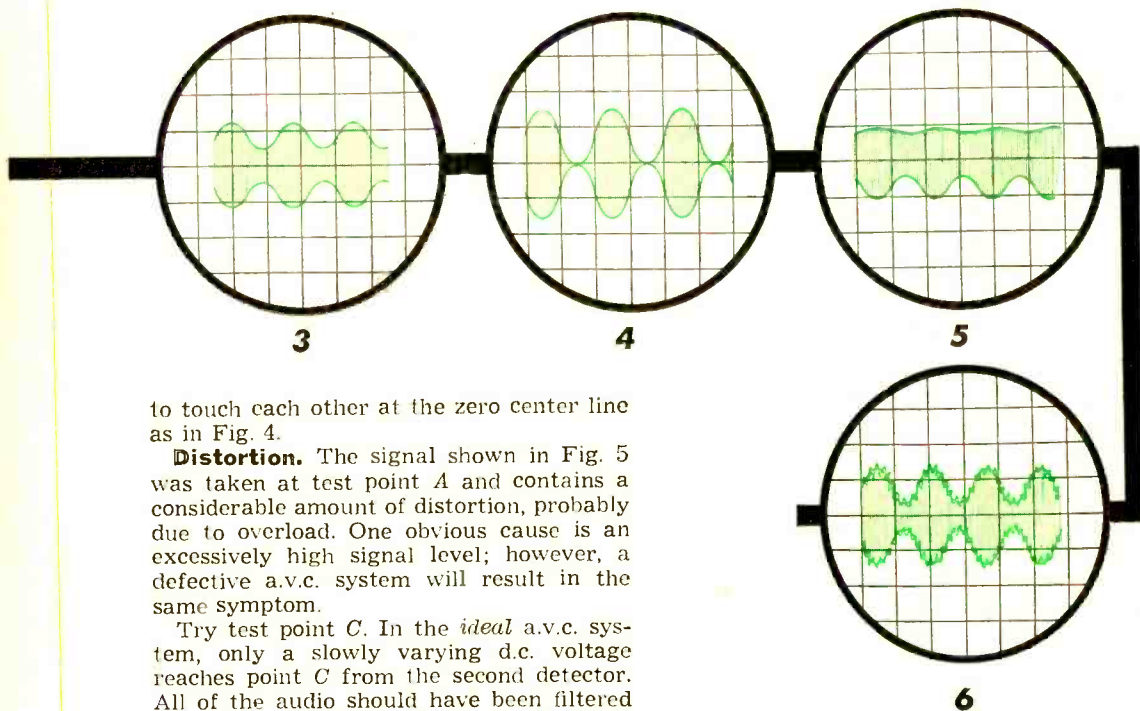
supply will frequently cure the trouble.

After obtaining a trace similar to that in Fig. 1, reset the r.f. generator for a *modulated* signal. If the receiver is operating properly, the trace will appear as in Fig. 3. You might have to readjust the sweep rate of your 'scope to make the pattern stand still because synchronization now depends upon the frequency of the modulating audio signal.

The height of the peaks and the depth of the troughs in Fig. 3 are determined by the percentage of modulation in the signal generator. The average generator has a signal modulated about 30%. If your generator is one whose modulation can be varied up to 100%, the troughs can be made deep enough

to be tolerated at this point, but only if it is subsequently removed in the first audio stage. Otherwise it can be the cause of a very annoying feedback or supersonic overload of audio amplifier stages. Either of these effects can ruin the tone quality or reduce the output of an otherwise excellent system.

Whistles and Squeals. Another form of distortion which may be found in some cases is shown in Fig. 6. The pattern is that of a modulated carrier with self-oscillation of an i.f. or r.f. stage. If this trace is found, make sure that the capacitance of the 'scope probe is not causing the oscillation by pushing some critically tuned circuit "over the edge" into instability.



to touch each other at the zero center line as in Fig. 4.

Distortion. The signal shown in Fig. 5 was taken at test point A and contains a considerable amount of distortion, probably due to overload. One obvious cause is an excessively high signal level; however, a defective a.v.c. system will result in the same symptom.

Try test point C. In the *ideal* a.v.c. system, only a slowly varying d.c. voltage reaches point C from the second detector. All of the audio should have been filtered out *before* this point. So if your 'scope is connected at C and its vertical amplifier gain turned up full, no audio should be seen. Audio voltage "sneaking" through at this point would be applied to the a.v.c. system, thus causing the gain to vary at an audio rate—resulting in severe distortion.

Audio Only. At test point B, the opposite condition should exist. A test here should show *only* the audio voltage modulation. This trace should consist of a narrow clean-cut line. If the trace seems blurred or out of focus, the odds are that i.f. signal voltage is getting through the filter network of the volume control portion of the circuit and into the audio circuits.

A very small amount of i.f. signal can

Point B does not give as much information as those previously tested. If the receiver is operating and a modulated signal is tuned in, both the audio component and a certain amount of i.f. voltage will appear here. The actual proof of the circuit depends upon what is delivered at E and C.

Tests and More Tests. Many other methods are available, varying in complexity, for testing the i.f. system of AM receivers. Some of these tests require specialized equipment that is beyond the means of the average oscilloscope owner. However, if you're interested in the more advanced methods, we'll cover them later.

WINTER hi-fi SEASON

SOUND EQUIPMENT gets no chance to hibernate when cold weather and long nights drive potential listeners indoors, reaching for the switch. The audio winter season had a kind of official kick-off at the annual New York and Chicago high-fidelity shows. The eager crowds thronging the exhibits attested to the growing popularity of hi-fi. In the general din of the occasion, it is often difficult to evaluate individual components by attentive listening, but the visitor gains a broad perspective on hi-fi trends.

This year's shows gave further evidence that hi-fi is definitely "on the move." For one thing, hi-fi no longer resides only in the hobbyist's workshop and den. It is now firmly ensconced in the family living room and shows signs of becoming something like a standard fixture in American home life.

"Housebroken" Hi-Fi. The invasion of the living room began when component manufacturers started to dress up their assorted gear so that it wouldn't look like an overwired blight in a messy corner. Restyling is now in full swing. Some of the recent models of tuners, tone arms, amplifiers and

speaker systems embody the simple elegance that marks the best contemporary design.

ALTEC-LANSING seemed particularly intent on matching the inner excellence and good sound of its products with equally pleasing exteriors. Generally, restyling of components is toward sleek, long, horizontal lines. HARMON-KARDON and BELL are sounding the keynote in this trend. The accentuation of flatness in looks (as well as frequency response) has become known as "pancake" styling.

The only components that have thus far escaped being "flattened" are the higher power amplifiers in the 50-watt categories. To deliver undistorted audio power of such magnitude requires sizable output tubes, heat dissipation, and hefty transformers that defy the low contours favored by the stylists. But since such bulldozer-type amplifiers are usually stashed in closets or hidden in cabinets, it doesn't really matter how they look. Only their svelte control units remain in sight.

All this high-styling hi-fi is plainly aimed at the distaff side of the family. If a piece

PICK OF THE RECORD RACK


RECORD	PERFORMERS	COMMENT
Beethoven: Ninth Symphony Columbia ML-5200	New York Philharmonic Orchestra, Chorus, Soloists Bruno Walter, conductor	A great, enduring masterpiece of music—a powerful, deeply moving work, possibly Beethoven's best. The performance ranks among the finest ever heard. And the fact that the entire hour-plus score is recorded on a single disc makes this a bargain to boot.
Prokofiev: Fifth Symphony Angel 35527	Philharmonia Orchestra T. Schippers, conductor	One of the best symphonies written in our time. Unlike many other moderns, Prokofiev infuses his music with warm lyric feeling and genuine humor. The performance under Schippers, a young American conductor, makes the most of the brilliant orchestration, and the recording makes the most of the brilliant performance. Highly recommended.
Serenade for Strings Victor LM-2105 or Columbia ML-5187	Boston Symphony Munch, conductor or Philadelphia Orch. Ormandy, conductor	Tschaikovsky's tuneful <i>Serenade for Strings</i> and Samuel Barber's solemn and soaring <i>Adagio for Strings</i> are the main offerings on each of these two discs. Together, they provide a telling comparison between the two finest string groups in America, each with a tonal personality of its own. Both records capture the glowing sound of massed strings with fine realism, but Columbia's closer miking catches the breath of life.




▲ The Shure integrated cartridge and tone arm is constructed so as to make record damage virtually impossible. With a unique damped counterbalance, 1 to 2 grams of stylus pressure produce from 20 to 20,000 cps frequency response.




▶ A radically new tweeter equally astounds eye and ear in the new Eico HFS-2 speaker system, designed by A. S. Hegeman. This is the first speaker with a fully free-floating cone, radiating evenly to all sides as well as upward, simulating the open sound spread at an actual concert.



▲ Professional quality distinguishes the Tancordex Stereo Tape Transport, sold by Lafayette Radio Co. Single or dual record and playback amplifiers may be added.



▶ Model VR-II is the up-to-date successor to the famous General Electric magnetic phono cartridge. Response extends to 20 kc.; tracking force is four grams.




▶ Norelco's push-button-controlled tape recorder features a tape-saving slow speed of $1\frac{1}{8}$ inches per second in addition to the usual $3\frac{3}{4}$ and $7\frac{1}{2}$ ips speeds.



▲ Various versions of this Bell recorder are available for monaural and/or stereo, recording, or playback only. Prices range accordingly from \$99.95 to \$239.95. Keyboard controls simplify the operation.

THIS IS THE WAY
A GREAT TAPE RECORDER
IS BUILT...



the
NORELCO[®]

'CONTINENTAL'

world's most advanced all-in-one portable

TAPE RECORDER

Engineered by Philips of the Netherlands, world pioneers in electronics
Precision-crafted by Dutch master technicians

Styled by the Continent's top designers
Three speeds (7½, 3½ and 1½ ips)...
twin tracks... push-button controlled
Special narrow-gap (0.0002 in.) head
for extended frequency response
Built-in, wide-range Norelco speaker
Also plays through external hi-fi set

For the name and address of your
nearest Norelco dealer, write to Dept. 86



NORTH AMERICAN PHILIPS CO., INC.
High Fidelity Products Division
230 DUFFY AVENUE, HICKSVILLE, L.I., N. Y.

DEPARTMENTS

Carl & Jerry.....	John T. Frye	8
Letters from Our Readers.....		22
POP'tronics Bookshelf.....		28
Tips and Techniques.....		30
Short-Wave Report.....	Hank Bennett	64
After Class.....		68
Transistor Topics.....	Lou Garner	71
Among the Novice Hams.....	Herb S. Brier	73
Kit Builder's Korner.....		75
Tools and Gadgets.....		86

COMING NEXT MONTH (FEBRUARY)




(ON SALE JANUARY 28)

In answer to the requests of many readers who want to build a proximity detector, our February cover shows a battery-operated unit that is completely independent of the household power line. When it detects the presence of a person in the vicinity of its sensing antenna plate, a warning lamp can be made to light or a bell to ring. All the details of its construction are included—except, of course, we don't furnish the young lady shown on the cover.

Articles on how to build more simple pocket-sized testers, a Conelrad warning alarm that every home should have, a wireless microphone, and how to make and use wave traps will also help you while away these long winter evenings on constructive projects.

IN THIS MONTH'S RADIO & TV NEWS (JANUARY)

Electroluminescence—Light of the Future
Measuring Tape Recorder Wow and Flutter
Stereo Control Center
Subminiature Transistor Power Supply
30-Watt Transistor Mobile Modulator



◀ Lafayette's Model KT-500 is an AM-FM tuner kit with independent AM and FM sections for stereo use in areas where stereo broadcasts are available. A full Armstrong circuit features a.f.c. and tuning eye indicator. The kit sells for \$69.50.

This Telematic 40-watt amplifier kit has twin channels for stereo. Note dual knobs for various controls, with indicator lights in a row above. ▶



◀ The new Tandberg tape recorder offers the extra-slow 1 7/8-ips speed in addition to 3 3/4 ips. Available for both monaural and stereo, the slow speeds make operation economical.



▶ Arkay offers this 25-watt stereo amplifier to kit builders for \$59.95. It also comes ready-wired and factory-tested at a higher price.




of equipment can be made to look good as well as sound good, so much the better. But in tailoring hi-fi to the housewife's taste, some manufacturers have introduced models that combine all components (turntable, tuner, amplifier and speaker) in a single cabinet. This, of course, runs counter to basic hi-fi principles, which demand a separate enclosure for the loudspeaker to avoid acoustic feedback, insure proper baffling and suitable speaker placement. Let us hope that these new unified "packages" won't wipe out the hard-won hi-fi progress of past years and take us back to the console-radio "boombox." After all, in "house-breaking" hi-fi, let's not break the poor beast's back!

From a strictly electronic point of view, the shows brought no surprises. Among am-

plifiers, the Williamson circuit and its variants still reign supreme.

However, Eico's 50- and 60-watt amplifiers use a modification of the British Mullard circuit with an ultralinear output stage and fixed bias. Acro is one of the few firms introducing a new circuit featuring a special Acro output transformer with a tertiary winding which provides feedback to the input-phase inverter stage.


Behind the scenes, there are rumors of an impending revolution triggered by the advent of all-transistor amplifiers with spectacularly noise-free characteristics. From California came word that Vico of Los Angeles had started actual production on the first all-transistor 20-watt amplifier, to be sold for \$98.50. Pop'tronics will report more fully on this pioneer after analyzing




▲ Speaker systems now also come "packaged." This Pilot "Companion" contains a 12" woofer, a 6" mid-range speaker, and two 3" tweeters. Including level controls, it sells for \$149.50 in mahogany wood.



▲ A real innovation is this first all-transistor amplifier by Vico. The use of transistors virtually eliminates hum. Output is 20 watts.



▲ Flat "pancake" styling is evident in this Knight KN-530 30-watt amplifier. It is available from Allied Radio, ready-wired at \$94.50.



▲ Elegance is the keynote of Altec Lansing's Model 334 "Quartet" amplifier. Note four vertically arranged level controls, allowing each major input channel to be individually adjusted and left set.

its design and comparing its performance with conventional amplifiers.

Show-Stoppers. The real "show-stoppers" were some radical transducer designs, i.e., pickups and loudspeakers—those tricky go-betweens that unite the highly diverse fields of acoustics and electronics in the common task of sound reproduction.

An ingenious cartridge-and-tone arm combination by SHURE offers some novel solutions to the old problem of picking sound out of a record groove. The cartridge itself is of the magnetic type, but instead of the customary moving-coil and fixed magnet design, the coil is stationary and the magnet moves. Tracking force is at the low, one-gram level, so light that it actually cannot damage the records. The tone arm is so well designed that despite the low needle

pressure it will play records "uphill" or "downhill" on a turntable tilted up to 30 degrees. The arm also has a cue button which gently lowers the stylus into the record groove; this feature should be especially attractive to jittery people. Resonance is moved out of the audible range by special measures including mounting the counterweight on a viscous damping block.

To provide optimum tracking for practically any pickup on almost any turntable, GARRARD has designed what is probably the most adaptable tone arm ever produced. The new Model TPA-10 has separate adjustments for over-all length, tracking angle, and stylus pressure. Instructions furnished with the arm indicate the proper settings for the interdependent factors of

(Continued on page 98)



Short-Wave Report

By HANK BENNETT

WE OFTEN receive letters from readers complaining that they can't hear certain stations because of the fact that their receivers are too old. Such is *not* the case with J. Ross Brownell, of 1535 West 65th Ave., Vancouver 14, British Columbia. His receiver is over 20 years old and still going strong. It's a Scott Philharmonic XXX, vintage of 1935. Judging from his reports, we can only say that there should be more of these old-time receivers around!

A chartered accountant, Ross is 38, married, and has two children—Elaine and Michael. He first began to tune the short-wave bands in 1937, and kept at it for a year or so. In May, 1955, he took up where he had left off 17 years before. He has been filling the pages in his log book at a steady clip ever since.

Ross picks up his DX with an antenna peaker. His antenna is basically a TV antenna atop the house. Employing a number of guy wires as part of the system, he has achieved an "umbrella" antenna, 30' high. An alternate—which he very seldom uses—is a 50' straight wire, running north to south.

Like your Editor, and very possibly for the same reason of too little time, Ross listens and logs but rarely writes for verifications. To date he has 15 veries covering

10 countries out of 76 countries logged. His best veri is an old one from HS8PJ, Bangkok, Siam.


Visitors to the Brownell Listening Post will usually find the old receiver set to the 31-meter band. He has logged his greatest number of stations there, although the 16-, 19-, and 25-meter bands rate high with him. His reports also show a good bit of activity in the 49-meter band.

As for his favorite s.w. station, Ross says: "I'm sure my favorite hasn't been heard yet but it will be something like Mauritius." (Editor's Note: Try for Mauritius around 15,060 kc. at 2300-2315 in English.) Of the stations normally heard at any time, Ross prefers the Armed Forces Radio Service for their baseball games, and *Radio Australia* during the winter for pop music programs. His best DX so far is Lourenco Marques, Mozambique.

A member of the Newark News Radio Club, Ross hopes to be able to "stay with radio" for the rest of his life. He is now in the process of adding a communications switch to his receiver. As this necessitates boring a hole through the receiver cabinet, the chassis is temporarily outside of the cabinet, as you can see in the two photographs below.

(Continued on page 110)

Two views of Ross Brownell's Scott Philharmonic XXX receiver cabinet and chassis (he is adding a communications switch). This POP'tronics reporter achieves good results with his vintage receiver.



**Novices and SWL's can transmit
or receive with this directional
antenna for the 15-meter band**

TOMMY looked lower than an eel's tummy as he slouched down in the chair next to the operating position. "Who are you working?" he asked.

"Just signed off with DL4AAP on 15 meters," I replied, snapping off the filament switch of the transmitter and removing my carphones. "How's the budding young Novice coming along? Working much DX?"

"No," muttered the young Novice. "I might as well sell the rig and take up stamp collecting or bird watching." He traced his call letters on the rug with the tip of his shoe and sighed.

"Come on, tell poppa all about it," I said, sensing that something was wrong. "Did the R.I. revoke your ticket?"

"It's almost that bad," he replied. "Remember I had the far end of my folded dipole tied to old man Lee's pine tree? Well, he made me take it down yesterday. I have no other place to hook the antenna! Guess I'm QRT for good."

"How would you like an antenna that's only half as long as your dipole, mounts from a single support, and has good signal gain over a dipole? You can build it for about five dollars or less. Does that sound good?"


"Sound good?" Tommy jumped out of the chair in his excitement, "It's great! That means I won't have to overhang the property line with my antenna! And boy! If I can get some gain—like a real beam—I can really work some good DX!"

"You're right!" I agreed. "When you can pick up signal gain, reduce the 'wing-spread' of your antenna, and do it all for a couple of bucks, you are a lucky lad, indeed. Hand me that pencil, and I'll draw you a sketch of the 'Demi-Quad' Antenna!"

The Demi-Quad is a single rotary beam antenna that can be used with great success on the 21-mc. amateur Novice band. It is compact in size, requires absolutely no adjustments, and may be fed with a 52-ohm coaxial transmission line. Thus, it is ideally suited for the Novice who wants the best possible results for a minimum of size and cash. Since most of the modern Novice transmitters are designed to operate with a coaxial transmission line, this antenna is a natural.

Figure 1 shows the principle of the Demi-Quad. A closed-loop antenna of high efficiency, it bears a resemblance to one-half of a Cubical Quad beam antenna. The Demi-Quad

DX with a D-Q



By

WILLIAM I. ORR, W6SAI

is mounted in a vertical plane, and radiates a "figure-8" pattern at right angles to the loop.

The impedance of the Demi-Quad is close to 200 ohms, making it very tolerant of the operating frequency. Because of this, the D-Q may be cut to size and erected in place with no worry that it isn't the correct size and length. The signal gain of the D-Q in the

balun using coaxial cable. Connected at the bottom terminals of the D-Q beam, it permits an efficient match to a 52-ohm coaxial transmission line."

Construction of a suitable balun is shown in Fig. 2. The balun acts as an impedance-changing transformer, matching the 52-ohm unbalanced coaxial line to a 208-ohm balanced termination suitable for connection to the Demi-Quad.

"The antenna itself seems to be a single-turn loop, mounted vertically," commented

Fig. 1. The "Demi-Quad" antenna is mounted in a vertical position and radiates at right angles to the loop.

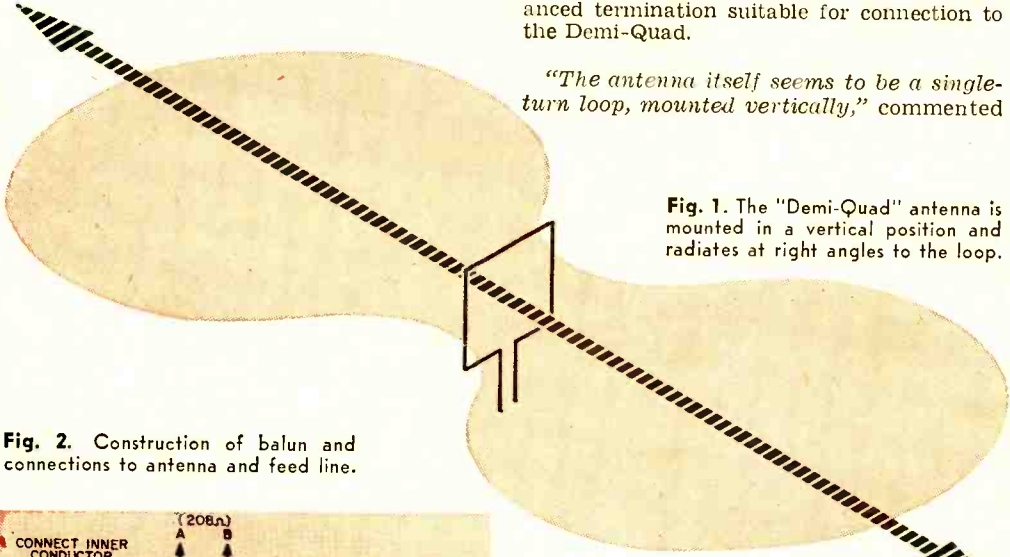
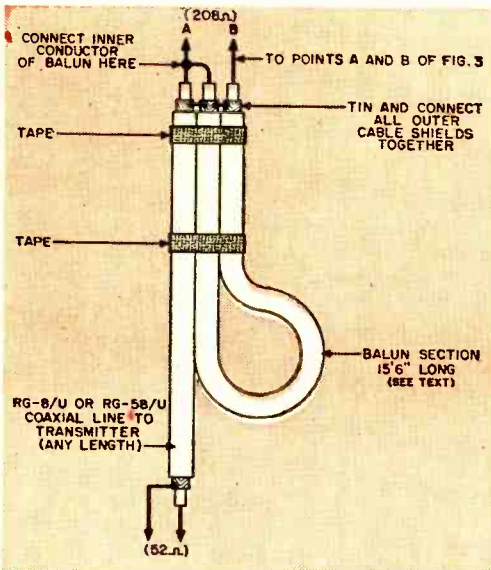


Fig. 2. Construction of balun and connections to antenna and feed line.



Tommy, sitting on the edge of his chair. "Yes, that's just about right," I replied.

Follow the bill of materials and the assembly drawing (Fig. 3) of the D-Q. Make the supporting arms of the framework from 8½' lengths of 1" bamboo poles. The bamboo should be clear and free of splits or checks. You can probably obtain these poles at a large fishing supply store. You'll need four of them.

The supporting structure for the D-Q beam is a 1' square piece of ¾" plywood. Give the plywood and bamboo two coats of spar varnish to prevent splitting and weathering. The poles are held to the plywood square by means of galvanized U-bolts, obtainable at any large hardware store. You'll need eight U-bolts, two per pole. Be sure you get washers with the bolts so that the nuts won't dig into the plywood when you tighten the connection.

Before you assemble the antenna, drill a small hole in the tip of each bamboo pole, about 8¼" from the butt end. This hole should be big enough to pass the antenna wire freely. When you have done this, loosely bolt the four bamboo poles to the plywood support plate.

The next step is to string the antenna wire through the holes in the tips of the bamboo poles. You'll need about 11'10" of wire per side, so a 50' roll of #16 enameled wire should do the trick. After you have threaded the

"line of fire" path is about 1.4, meaning that a 20-watt transmitter will have the equivalent signal of a 30-watt transmitter operating into a simple dipole antenna. Best of all, this gain is also apparent on reception, where it often may make the difference between a QSO and not hearing the signal at all!

"But if the impedance is about 200 ohms, isn't it a problem to feed it?" asked Tommy.

"No," I replied. "You can make a simple

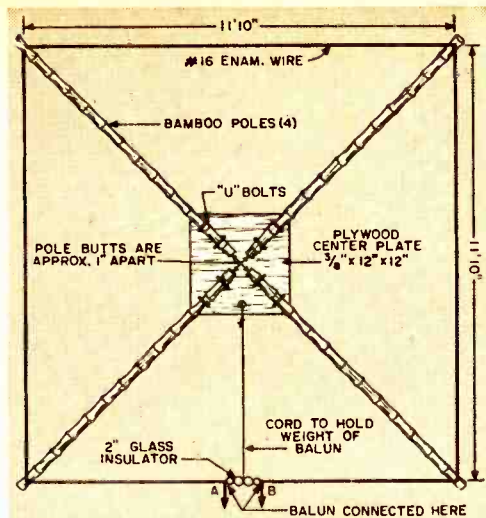


Fig. 3. Antenna assembly is held together by U-bolts attached to center plate.

Fig. 4. Typical installation of the Demi-Quad beam. A crossarm can be attached to the mast and guide ropes added for rotation.

antenna wire through the tips of the poles, manipulate it back and forth until the two ends meet in the middle of one side. Take a small 2" glass or ceramic antenna insulator and temporarily wrap the ends of the wire through the insulator holes. Tighten the wire until it's no longer floppy.

When you have established the correct wire length for each side, loosen the ends of the wire, and scrape them clean of enamel past the point where the wire passes through the insulator. Rethread the insulator, but don't retwist the wires until you check the separation of the bamboo poles at the center of the plywood plate. There should be a gap of about one inch or so between the butt ends of the poles. Gently push outward on the poles to obtain this gap, and then firmly twist the ends of the antenna wire around the insulator. Solder both joints.

"Should I keep the wire tight?" asked Tommy.

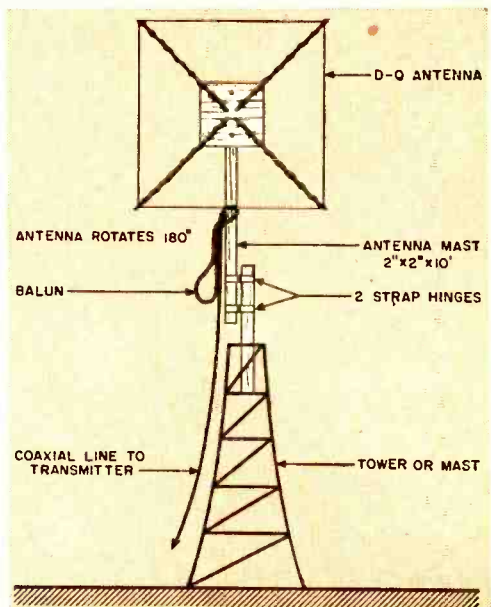
"You can keep tension on the wire by pushing outward on one or more of the poles as you tighten the U-bolts," I told him. "And that takes care of the antenna. The whole assembly job shouldn't take you more than an hour!"

To make the balun transformer, cut a section of coaxial line and follow the dimensions of Fig. 2. Tin the outer braid of each end of the balun, making sure that no "frizzly" ends of the shield can short out the connections. Don't overheat the cable, or you'll find that

the inner dielectric has a tendency to melt. Take it easy, and you'll have no trouble.

The length of the balun from end to end of the outer shield will be 15'6" on the nose. Leave an extra two inches on the center conductor of the cable so that you can fasten it to the antenna. You had better cut the balun piece of coaxial cable about 15'9" long, to allow extra material at the ends to play around with.

The balun and coaxial transmission line can be suspended by cord from the center plate, as shown in Fig. 3. It is best to use a wooden mast, since a metal support will tend to in-



BILL OF MATERIALS

- 4—8 1/2'-long bamboo poles, 1" in diameter at butt end
- 8—1" galvanized U-bolts, with nuts and washers
- 1—12" x 12" x 3/8" plywood center plate
- 1—50' length of #16 enameled soft-drawn copper wire
- 1—15'9" length of 52-ohm coaxial cable for balun (RG-8/U or RG-58/U)
- 1—52-ohm cable to transmitter

terfere with the performance of the antenna. You can bolt the D-Q beam to a vertical section of 2x2 lumber about 10' long which will serve as a fine mast section. The mast can be hinged at the base end and fastened to any ordinary tower or mast as shown in Fig. 4.

Since the antenna has a bi-directional pattern, it is only necessary to turn it through 180° to obtain full coverage. Erect the antenna as high in the air as your pocketbook will permit. If you can buy a 40' TV-type crank-up tower, you'll be in good shape to snag all the DX you can hear!

"I'm off," cried Tommy, heading for the door. "Thanks a lot . . . you'll be hearing from me!"

AFTER CLASS

Special Information on Radio, TV,



Radar and Nucleonics

THE LANGUAGE OF DIGITAL COMPUTERS

CLOSE YOUR EYES and think of several apples standing in a row on a table-top. Can you do it? Sure you can! Like any normal human being, you can imagine a number of objects associated with any one of our common *denary* digits (0, 1, 2, 3, 4, 5, 6, 7, 8, 9). But the fact that you can imagine even simple numbers makes you a member of the most unique species on earth! No other living thing or machine has the facility to visualize quantities as you have.

Very early in the history of computer design, it was recognized that real digital accuracy and speed could be obtained most readily by taking advantage of a natural method of mechanical representation of numbers. A lamp is either on or off, a tube or a standard transistor can be considered as either conducting or not conducting, a relay contact is either closed or open. In other words, mechanical and electrical devices naturally seem to rest in either one or the other of two states—*on* or *off*.

Binary Notation. Why not adopt a number system for computers, then, in which any number can be symbolized by a combination of only *two digits* instead of *ten digits*, a number system in which zero (0) would stand for an *off* condition and one (1) for an *on* state? Fortunately, computer engineers did not have to invent such a scheme. For it had been known for centuries that any number could be stated in terms of 0 and 1 by properly combining them in a logical sequence called *binary notation*.

We can demonstrate how a computer "thinks to itself" by a device familiar to all of us. The normal *odometer* (mileage indicator on an automobile) consists of little wheels, each of which carries the digits from 0 to 9. Starting with the right-hand wheel, every time one of them goes completely around and begins to shift back from 9 toward zero, it carries the adjacent wheel to its next digit. Thus, as the right-hand wheel completes the ninth mile and returns to zero, it causes the next one to move to 1, so that the reading becomes 1 0. Your car's odometer is therefore based on the familiar denary system.

Now picture an odometer containing discs or wheels that bear only two digits—1 and 0. Each time one of these discs moves from 1 to 0, it carries the adjacent one on its left around one-half a turn, causing it to shift its digit from one "state" to the other. Figure 1 shows the steps such an odometer would follow during the first eight counts.

Stop for a moment now and note that a new wheel is brought into action every time the count reaches the *next power of two*.

No. of Discs	Count		
1	1	or	2^0
2	2	or	2^1
3	4	or	2^2
4	8	or	2^3

If you follow this through, continuing with the counting and rotation of the odometer




Fig. 1. The progression of a binary odometer from zero to eight.

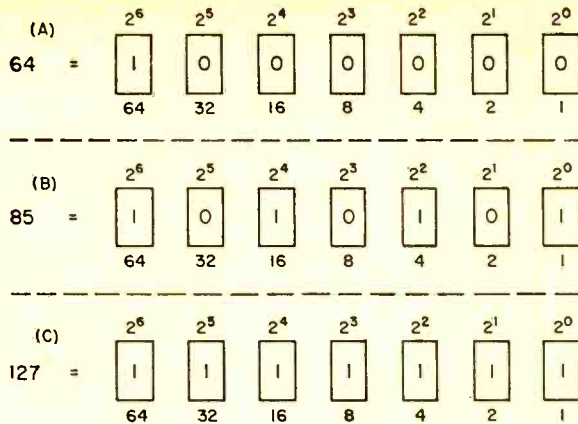


Fig. 2. Significance of the numbers on the odometer as related to the powers of two. Sequence (A) represents the number 64, (B) the number 85, and (C) the number 127 in binary notation.

wheels, you will find that this rule holds all the way.


Denary to Binary. In Fig. 2(A), seven odometer wheels have been labeled with their ascending powers of two and the corresponding denary numbers. All the wheels display zeros except the one associated with 2^6 or 64 which shows a "1". To read this, you would say to yourself: "The '1' in the 2^6 row means that this row is to be counted as 64; the zeros in all the other rows mean that these are not to be added in. Therefore, 1 0 0 0 0 0 0 signifies the number 64."

Suppose, now, that the odometer operates a while and finally comes to rest as in Fig. 2(B). What number does this arrangement stand for? Since "1" is displayed in the 2^6 , 2^4 , 2^2 and 2^0 rows, these are to be added while the zeros in the other rows instruct us to disregard those. Thus: 1 0 1 0 1 0 1 is translated into $64 + 16 + 4 + 1 = 85$.

Similarly, as shown in Fig. 2(C), a group of wheels all displaying "1" signifies the number 127—obtained by adding all seven of the powers of two. Here again it is evident that if we wish to write the number 128 we shall need another wheel—since 128 is 2^7 . This number would then be shown as 1 0 0 0 0 0 0.

Using Register Lights. Imagine now that we have a row of incandescent lamps, say ten of them, and a switch for each lamp. Let's say further that a lamp that is *on* signifies the digit 1 and an extinguished lamp represents the digit 0. Above each lamp write the proper power of 2, and write the denary equivalent below each lamp.

Assume that we want to



"OFF" LIGHTS ARE SHOWN IN BLACK

Fig. 3. How to write the number 374 in lights using the binary system.

"write" the number 374 in lights. Referring to Fig. 3, we see that 374 is larger than 2^8 (256) and smaller than 2^9 (512). Hence, lamp *J* will not be needed and we will start by lighting lamp *I*, which begins the counting process with 256. If we were now to light lamp *H* (2^7 or 128), it would mean that this number was to be added to 256, yielding $256 + 128 = 384$. Since 384 is larger than our desired number, we skip *H* and go on

to *G*. Adding this to 256, we have $256 + 64 = 320$. Progressing down the line, we turn on *F* for a total of $320 + 32 = 352$, then *E* for a total of $352 + 16 = 368$, skip light *D*—leaving it in the *off* state, turn on light *C* for a total of $368 + 4 = 372$, and finally turn on *B* to bring the total to the desired number, $372 + 2 = 374$. Light *A* remains off and the final pattern is that shown in Fig. 3.

The fundamental rules for addition, subtraction, multiplication and division of binary numbers are built into computers without difficulty. These processes, even when extremely complex and numerous, are completed in periods of time measured in microseconds or milliseconds with amazing accuracy. So—the mushrooming of digital computer applications has resulted in a corresponding increase in the importance of the binary number system. A little investment of time in practicing the setting up and reading of binaries will be rewarded by a deeper understanding of the operation of digital computers.

By the proper interpretation of numbers in the binary system, the venerable game of "NIM" ceases to be a gamble and becomes a sure thing. To see how binaries are applied to forcing a win at NIM every time, see the article in this issue entitled "Win at NIM with DEBICON."

—50—



INTERNATIONAL TELEVISION DX'ING

TELEVISION DX'ing, for a long time an American phenomenon, has blossomed into an international occupation, with viewers in many countries sitting before souped-up receivers, waiting for the occasional flash which indicates they're receiving a distant station.



One viewer, George Palmer (above), lives in a suburb of Melbourne, Australia. He has a 90' tower which holds a BBC 41.25-mc. Yagi, vertically polarized, a 10-element Yagi for American channels 2 to 6, and a Finco screen array, fixed on Sydney and Honolulu.

Besides his standard Australian receivers, George uses a Philips 14" variable

turret tuning receiver to cover all possible frequency-channel combinations, as well as two RCA 8½" receivers. He has logged the BBC's 41-mc. channel, 10,700 miles away, and a Sydney channel, 450 miles away.

Another avid DX'er is Heinar Tammet of Tallinn, Estonia, 200 miles east of Lenin-grad, behind the Iron Curtain. Heinar tells us that Estonian viewers first began DX experiments in 1956, in anticipation of the expected high sunspot peak. DX has come in from Holland, Sweden, Switzerland, Germany, Czechoslovakia, France, Italy, England and Denmark, as well as unknown stations.

Heinar took the photos at the bottom of this page. At left is a test pattern from an Italian station, and below it is one from Switzerland. Directly below is a BBC pattern from England. He uses the "common Soviet Union TV receiver," covering the



frequency range of 49-66 mc. and has incorporated a two-stage cascade amplifier for weak signals.

According to Heinar, some DX has been strong enough to receive with an indoor antenna, although he uses a five-element Yagi and a "doughnut" more often. The DX usually lasts one to two hours. —30—



Transistor Topics

By LOU GARNER

AND a Happy New Year to you, too! Each year at this time we like to check our batting average on predictions made in past months—and to make a few new ones.

Last January we predicted that a high percentage of the portable receivers offered during the summer would be fully transistorized sets—*check*—such sales hit an all-time high . . . that r.f. transistors would be available at less than a dollar each—*check*—Sylvania's Type 2N233 *n-p-n* r.f. transistor now nets for only 90 cents . . . that power transistors would be available for less than \$2 each before the end of the year—*check*—Sylvania's 2N307, a 2-watt transistor, nets for only \$1.50 across the counter, and CBS-Hytron's 2N255 and 2N256 were cut to \$1.35 and \$1.50.

We also "foresaw" that a fully transistorized portable phonograph would be widely available by late summer—*check*—such a phonograph has been advertised by leading department stores . . . that you could expect a sharp drop in the price of *all* transistorized receivers—*check*—commercially built "standard brand" units dropped from the \$50-\$75 range down to less than \$40 . . . that virtually all auto radios with 1958 model cars would be partially or fully transistorized—*check*.

We prophesied that transistors would appear in TV receivers before the end of 1957—*zero*—while several manufacturers have such circuits "in the works," there is none on the market as this is written . . . that there would be a number of transistorized toys available—*check*—and that there would be a rapid swing to "all transistor" computers and aircraft electronics gear—*check*. Out of nine predictions: one wrong, eight right!

Things to Come. In 1958 you can look for . . . *power transistors* netting for less

than one dollar . . . "experimenter's" transistors netting for less than fifty cents . . . increased use of transistors in hi-fi equipment and the introduction of commercial *fully transistorized* hi-fi amplifiers . . . a portable transistorized receiver made by a large "standard brand" manufacturer and retailing for less than \$20 . . . and commercially available r.f. transistors operating to 1000 mc. and higher.

The new year should also bring power transistors handling loads *up to 100 watts* and power units capable of delivering over a watt at radio frequencies . . . the use of transistors in TV receivers (*I won't give up on this one*) . . . production of a transistorized short-wave receiver . . . transistorized FM receivers . . . and, finally, an

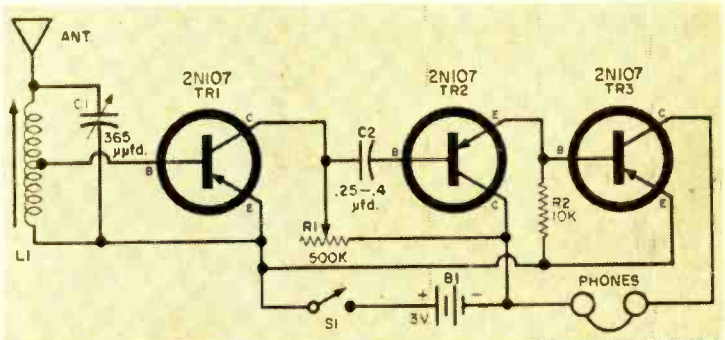



Fig. 1. The three-transistor receiver circuit submitted by Niles Puckett, Jr.

increase in the use of transistors in toys and in non-entertainment (controls, computers, etc.) applications.

Readers' Circuits. Simple circuits are not only easy to understand and to wire but, since they require relatively few parts, can be assembled with minimum strain on the pocketbook. This month we are featuring a simple three-transistor receiver and an inexpensive wireless microphone. Either project can be assembled and tested in a single evening and has comparatively few components.

Broadcast-Band Receiver. Using one transistor as a detector and two transistors in a direct-coupled audio amplifier, the cir-

Can you think faster than this Machine?



Control Panel of GENIAC set up to do a problem in space ship engineering

Be careful before you answer. GENIAC® the first electrical brain construction kit is equipped to play tic-tac-toe, cipher and cipher codes, convert from binary to decimal, reason in syllogisms, as well as add, subtract, multiply and divide. Specific problems in a variety of fields—actuarial, policy claim settlement, physics, etc., can be set up and solved with the components. Connections are solderless and are completely explained with templates in the manual. This covers 33 circuits and shows how new ones can be designed.

You will find building and using GENIACS® a wonderful experience; one kit user wrote us: "this kit has opened up a new world of thinking to me." You actually see how computing, problem solving, and game play (Tic-tac-toe, nim, etc.) can be analyzed with Boolean Algebra and the algebraic solutions transformed directly into circuit dia-

grams. You create from over 400 specially designed and manufactured components a machine that solves problems faster than you can express them.

Schools and colleges, teachers of science or math, engineering, philosophy or psychology will find these excellent demonstrators of circuitry solutions in symbolic logic, theory of numbers, cybernetics, and automation.

NOTE: Teachers take advantage of our 10% discount to educational institutions and for group purchases.

Send for your GENIAC® kit now. Only \$19.95 with over four hundred components and parts, fully illustrated manual and wiring diagrams. We guarantee that if you do not want to keep GENIAC after two weeks you can return it for full refund plus shipping costs.

A MACHINE THAT PLAYS NIM

Yes every GENIAC® comes complete with the materials and circuits for wiring up a machine that plays NIM. No extra charge. See article in January Popular Electronics.

NEW—A MACHINE THAT COMPOSES MUSIC

Our amazing machine that composes music was designed by one of the people (a sixteen year old boy) who bought the GENIAC® to learn how to design computers. Use it to make up your own tunes automatically with the GENIAC® computer kit, 1958 Model.

Some Firms and Institutions that have ordered GENIAC:

Allis-Chalmers
Remington-Rand
International
Business
Machines
Wheeldex Mfg. Co.
Manual Missionary
College
Los Angeles
Public Schools
Kansas State
University
Duke University
Coral Gables
Bell Telephone
Laboratories

Walter V. Clarke
Associates
Barnard College
Westinghouse
Electric
Phillips
Laboratories
General Insurance
Co. of America
Lafayette Radio
Rohr Aircraft Co.
Albert Einstein
Medical College
Naval Research
Laboratory

Other machines you can build with your 1958 Model GENIAC® Computer Kit.

Machine for a Space Ship's Airlock—Special Combination Lock—Adding-subtracting-multiplying and dividing machines—Comparing and reasoning machines—Intelligence testing machines—Uranium Shipment and the Space Pirates—Machine to play Tic-Tac-Toe—Translator from binary to decimal and dozens of others.

What Comes With Your 1958 Model GENIAC?

Rack, shown in picture; parts tray; guaranteed long lasting American Manufacture bulbs; porcelain sockets; special wipers and contacts; tools, battery; uniquely designed holder plus seven booklets and publications including: 64 Page GENIAC® manual; full length book: Minds and Machines describing computers, robots, and automation; GENIAC® Wiring Diagrams; Beginners Manual for the person who has little or no knowledge of circuits; GENIAC® Study Guide—the equivalent of a full course in computer fundamentals, lists additional readings; and exclusively in 1958 Model GENIAC® Symbolic Logic and Circuits Design by Claude Shannon.

SEND for your GENIAC® now. At only \$19.95 a bargain. Comes complete with over 400 parts and components. 7 Books and manuals. We guarantee that if you do not want to keep GENIAC after two weeks you can return it for full refund.

K1—Only
\$19⁹⁵
(Add \$1.00 W. of Miss.
\$2.00 Outside U. S.)

OLIVER GARFIELD CO., INC.

DEPT. PE18A

126 LEXINGTON AVENUE

NEW YORK 16, N. Y.

January, 1958

cuit shown in Fig. 1 was submitted by Niles Puckett, Jr., of 3316 N. 17th Ave., Phoenix, Arizona.

In operation, radio signals picked up by the antenna are selected by the $L1-C1$ tuned circuit and coupled to the first transistor, a common-emitter stage operated without base bias so that it serves as a combination detector-amplifier. Next, the audio signal appearing across gain control

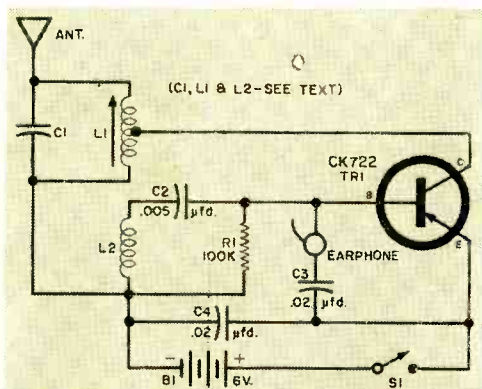


Fig. 2. Reader Ronald O'Neal's wireless microphone.

$R1$ is coupled through $C2$ to a two-stage audio amplifier, consisting of an impedance-matching common-collector stage direct-coupled to a common-emitter amplifier which drives a pair of magnetic headphones. The $p-n-p$ type of transistors is used throughout. Power is supplied by a three-volt battery, $B1$, controlled by a s.p.s.t. switch, $S1$.

You can assemble this receiver in a small plastic box or on a metal or fiber chassis. Circuit layout and lead dress are not especially critical. Coil $L1$ is a tapped ferrite antenna coil (Lafayette No. MS-299) while tuning capacitor $C1$ is a 365- μfd . solid dielectric unit (Lafayette No. MS-215). The three-volt battery may be made up by connecting two penlite cells in series.

A reasonably long antenna should be used for best results . . . although Niles indicates that he has achieved good reception of nearby local stations using a 3'-length of piano wire as an antenna.

Here's a tip you may find of value, Niles. With some transistors, better results can be obtained if a small bias is applied to the second stage. Just connect a 1-megohm, $\frac{1}{2}$ -watt resistor from the base of this transistor to the negative terminal of the battery.

Wireless Microphone. Ronald O'Neal, of 408 Baltimore St., Delhi, La., who submitted the circuit shown in Fig. 2, developed it by modifying the "C.W. Radio Transmitter" circuit described by E. G.

Louis in the January 1957 issue of POPtronics ("More Solar Battery Experiments," page 59). Ronald simply replaced the sun battery used in the original circuit with a dry battery ($B1$) and added an earphone (used as a "mike") and a d.c. blocking capacitor ($C3$).

In operation, the transistor is used as a common-emitter tickler-feedback r.f. oscillator, with its frequency of oscillation determined by tuned circuit $L1-C1$. Coil $L2$ provides the feedback necessary to start and sustain oscillation. Base bias is supplied through $R1$.

The oscillator is modulated by an audio signal obtained from a magnetic earphone and applied to the transistor's base-emitter circuit. Blocking capacitor $C3$ prevents a short of base bias current. And operating power is supplied by a 4.5- to 6-volt battery ($B1$), controlled by a s.p.s.t. switch ($S1$) and bypassed by $C4$.

In the original article, the circuit was assembled "breadboard" fashion on a perforated Masonite chassis. If you prefer, you can use a small plastic case.

$L1$ is a tapped antenna coil (Lafayette No. MS-299), while $L2$ consists of 10 or 15 turns of enameled wire, tightly wound on top of $L1$. . . you may have to experiment with the connections to this winding to obtain oscillation. $C1$ is a fixed ceramic or mica capacitor with a value of from 50 to 300 μfd ., depending on the operating frequency desired and the adjustment of $L1$'s core. Best results are obtained near the middle of the AM broadcast band—from 800 to 1000 kc. The antenna is moderately long.

Use a standard broadcast-band receiver to pick up signals from the completed unit, speaking or singing into the earphone "mike" as you tune the receiver slowly over

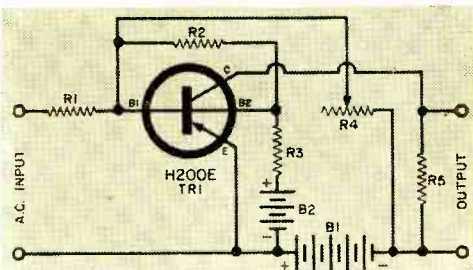



Fig. 3. Basic circuit arrangement for the H200E power tetrode transistor. See page 106 for details.

the band. The receiver and oscillator should be fairly close together for initial tests. If you can't pick up the signal, try reversing the connections to $L2$. If the signal comes in "on top of" a local broadcast
(Continued on page 106)



Among the Novice Hams

By HERB S. BRIER, W9EGQ



SEE NEXT PAGE FOR
list of those who request help
in obtaining their ham licenses

ABOUT TWENTY study questions in the General Class section of the License Manual refer to capacitors (condensers) and inductors (chokes and coils), and over half the components in every circuit diagram in the manual are either one or the other. Therefore, it is important to learn something about them in preparing for the General Class amateur examination. So let's talk about capacitors.

Capacitors. Suppose we place two large metal plates close together but not touching, thereby forming a simple *capacitor*. Now connect a source of electromotive

particles of electricity, the loss of these negative particles left the plate with a positive charge. At the same time, the negative battery terminal placed an equal number of electrons on the other plate, giving it a negative charge. Electrons in motion produce electric current, which was indicated by the ammeter, and the voltmeter measured the difference in charge (potential) across the plates.

When the switch was opened again, the capacitor remained charged to the battery voltage, because the excess electrons on the negatively charged plate had no path by which they could return to the other plate and equalize the charge between them. This path was provided when the

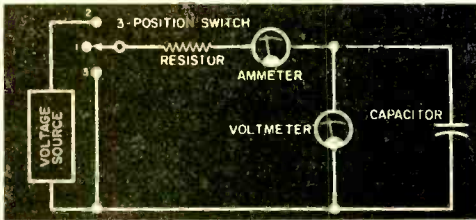


Fig. 1. Theoretical circuit used to illustrate properties of capacitance.

force—such as a battery—a through position switch, a resistor, a voltmeter, and an ammeter to the plates as in Fig. 1.

If we turn the switch from position 1 to position 2 in this theoretical circuit, the ammeter pointer will deflect and then return to zero, indicating a momentary flow of electric current. In the meantime, the voltmeter pointer will swing up, indicate the battery voltage, and stay there—even after we return the switch to position 1 to disconnect the battery. Finally, if we turn the switch to position 3, connecting the resistor and the ammeter across the capacitor, the ammeter will deflect in the direction opposite to its previous deflection and return to zero, while the voltmeter pointer drops to zero.

When the switch was first closed, the positive potential at the terminal of the battery immediately attracted many electrons from the capacitor plate to which it was connected. As electrons are negative



Ronnie, WN7IYJ, does his best to keep Idaho represented on the Novice bands with his WRL Globe Chief transmitter and Heath AR-3 receiver.

switch was turned to the third position; consequently, the capacitor was discharged.

This whole experiment proves that a capacitor can store electrical energy. A convincing demonstration of this fact occurs every time a service technician bridges

(Continued on page 119)

HELP US OBTAIN OUR HAM LICENSES

Prospective amateurs requesting help and encouragement in obtaining their licenses are listed here. To have your name listed, write to Herb S. Brier, W9EGQ, % POPULAR ELECTRONICS, 366 Madison Ave., New York 17, N.Y. Please print your name and address clearly. Names are grouped geographically by amateur call areas.

K1/W1 CALL AREA

Larry Holden (12), 40 Woodbridge St., South Hadley, Mass. Phone: JE 3-9849. (Code and theory)

John G. Wehrmeister (11), 204 Thurbers Ave., Providence, R. I. Phone: ST 1-4677. (Selection of equipment)

Edward S. Hawksley, 16 Surfside Rd., Lynn, Mass. Phone: LY 5-4271. (Code and theory)

Steve Ham (15), 81 Glen Ed., Wellesley Hills, Mass. (General Class theory)

Donald Skinger, 6 Franklin St., New Britain, Conn. (Code and theory)

Lee La Vallee, 184 Mechanics St., Southbridge, Me. (Code and theory)

Tom Libby, 58A Seaver St., Wellesley, Mass. (Code, theory and selection of equipment)

Jeffrey Mararian (13), 116 West Ave., Seekonk 2, Mass. (Code)

Roland T. Doucet, Jr. (16), P. O. Box 111, Acushnet Sta., New Bedford, Mass. Phone: WY 7-0315. (Code and theory)

K2/W2 CALL AREA

Paul J. Herrmann (15), 34 Hennepin Parkway, Buffalo 6, N. Y. (Code)

James Fay (12), 556 Estate Rd., Maple Shade, N. J. (Code, theory and regulations)

Frank Salwerowicz (15), 211 E. 33rd St., New York 16, N. Y.

Harry Sorensen, 100 Valley Rd., Colonia, N. J. (Code)

Jim Ucchiogrosso, 840 Bushwick Ave., Brooklyn 21, N. Y. (Code)

Barry Meitzer (14), 36 Leonardine Ave., South River, N. J. (Code and theory)

Cary Levine (13), 134 Prospect Ave., Gloversville, N. Y. (Theory and selection of equipment)

Saul Raw (11), 10-11 Beach 12th St., Far Rockaway 91, N. Y. Phone: FA 7-5044. (Code, theory and selection of equipment)

Francis O. Mayel, 95 Bond Ave., Malverne, N. Y. (Code and theory)

Thomas Lamano (14), 201 11 St., West Babylon, L. I., N. Y. (Code, theory and selection of equipment)

Bob Jemison, 11 Hinton Ave., Babylon, N. Y. (Code and theory)

Mark J. Milchman, 53-31 Marathon Parkway, Little Neck 62, N. Y. Phone: BAYSIDE 4-8493.

Harold E. Hewitt, Jr., 1265 Charles St., Elmira, N. Y. (Code)

K3/W3 CALL AREA

John Black (15), 1061 Wilmington Ave., Baltimore 23, Md. Phone: MI 4-6209. (Code and theory)

George Kubisiak (13), 515 Monroe Ave., Bellevue, Pittsburgh 2, Pa. Phone: PO 1-4136. (Code and theory)

Sam Dougherty, 421 Wickham Rd., Baltimore 29, Md. Phone: MI 4-5639. (Code)

Sam Slom, 305½ S. 15th St., Allentown, Pa. Phone: HE 5-5801. (Theory and regulations)

Alan Wilcox, 65 N. Church St., Carbondale, Pa.

K4/W4 CALL AREA

David Stomey, P.O. Box 232, Crossnore, N. C.

Mike Redmond (14), 530 McKay St., Decatur, Ga. (Code, theory and selection of equipment)

Shirley Strickland, 1630 So. Fifth St., Louisville, Ky. (Code and theory)

Sgt. Erwood N. Meyer, RA52316421, Hq. Btry. 82nd ABN Div. ARTY, Fort Bragg, N. C. (Theory)

Madison P. Smith, Box 347, McDonough, Ga. (General code and theory)

John L. Taylor (14), Conway, N. C. (Code and theory)

Johnny Garriss (15), Conway, N. C. (Code and theory)

Robert Carroll, Jr., P.O. Box 4, Turkey, N. C. (Code and selection of equipment)

Ronnie Perel, 3653 So. Galloway, Memphis 11, Tenn. (General code and theory)

Earl Evans, 4238 Canby Lane, Decatur, Ga. Phone: BU 9-4876. (Code and theory)

Donald Anglin, Box 413, Burnsville, N. C. Phone: 972. (Code and theory)

K5/W5 CALL AREA

William Atkins, Jr., Box 265, Shaw, Miss. (Code, theory and regulations)

Jackie Clary, 1304 Nolthenias, Texarkana, Tex. (Code and theory)

John W. King (19), Montgomery, La. (Code and theory)

Gerald L. Snyder, 7900 Cielo Vista Dr., El Paso, Tex. Phone: PPROSPECT 2-5457. (Code and theory)

Lawrence Brown, 355 E. Fortification, Jackson, Miss. (Code and theory)

K6/W6 CALL AREA

Franklin R. Bingham, 4709 22nd St., Sacramento, Calif.

Arthur Stephens, 3925 Violet St., La Mesa, Calif.

Leslie A. Hall, 746 Santa Rosa St., Sunnyvale, Calif. (Code and theory)

Chuck Anderson (14), 9410 Duxbury Rd., Los Angeles 34, Calif. Phone: TE 0-3905. (Theory)

K7/W7 CALL AREA

Jack Hatfield, 5005 Adams St., Lincoln 4, Nebr. (Code, theory and selection of equipment)

Gretel Forney (16), 4912 Sigwart Ave., Omaha 4, Nebr. (Code and theory)

Marilee Miller, 430 E. 11th St., Port Angeles, Wash. Phone: GL 7-3020. (General code and theory)

Dick Robertson, P.O. Box 981, Coos Bay, Oreg. (Code and theory)

Gary Plep, 173 No. 11th St., Coos Bay, Oreg.

David Olson, 280 E. 7390 So., Midvale, Utah.

Joe Dixon, Box 116, Pomeroy, Wash.

Rodger Alexander, 3211 Evergreen Pt. Rd., Bellevue, Wash. (General code and theory)

K8/W8 CALL AREA

Larry C. Ramph, 13207 Saybrook Ave., Garfield Hts. 5, Ohio. (Code)

Harold Malakinian, 14621 Tracey, Detroit 27, Mich. Phone: VE 8-1443. (General theory)

Richard Graham, 5118 Bainbridge, Toledo 13, Ohio

Colin Male, 2345 Symmes St., Cincinnati 16, Ohio

Fred J. Jordan, 7-8 Ford Ave., Youngstown 2, Ohio. (Code and theory)

Bill Piel (15), 439 Ashburton Rd., Columbus 13, Ohio. (Code, theory and selection of equipment)

Ken Artim (16), 7710 Goodman Ave., Cleveland 5, Ohio. Phone: MI 1-1040.

Tyler Cathy II, 629 Cleophus, Lincoln Park, Mich. (Code and theory)

Bobby Stein (10), 602 Wolf Ave., Englewood, Ohio. Phone: MO 2-5287. (Code and theory)

Thomas W. Hall, 10627 Halcott Lane, Ferndale 20, Mich. Phone: LI 8-5582. (Code and theory)

K9/W9 CALL AREA

Bob Saville, 1206 Kansas, Peoria, Ill. (Code)


K0/W0 CALL AREA

Clare Swanson, R.R. #2, Estherville, Iowa.

Jack Shear, 3631 A. Moramec, St. Louis 16, Mo.

W. F. Bagbey, 306 Lake St., Sikeston, Mo. (Code and theory)

To help prospective amateurs obtain their Novice licenses, the Electronic Industries Association (formerly RETMA) offers a set of code records (recorded at a speed of 33½ rpm) and a Novice Theory Course for \$10.00, postpaid. The complete course or more information on it is available from EIA, 1721 DeSales St., N.W., Washington 6, D. C.



BUILDER'S KORNER

IF YOU ARE a beginner in the field of electronics, you will soon discover that a voltmeter can show a reading of, say, 12 volts, at a tube terminal, yet the actual voltage will be 150 volts when the voltmeter is removed from the circuit. Later, when you learn the many applications of Ohm's law, you find out why, and how to use the law to take into account the resistances of the circuit and the effect on them when the low-resistance VOM is employed.

Once the need is demonstrated for a voltmeter that presents less load on the circuit

By paying careful attention to the diagram provided when wiring the switches, you should have little trouble here. One tip: use a pencil to mark the switch points with the numbers which have been assigned to them in the diagram.

The wiring of the probe is a rather tricky operation. Since the probe assembly is shielded against electrostatic pickup, the preparation of the shielded cable is very precise, even to the soldering. Directions should be followed exactly.

Once the meter has been completed, it



PACO V-70 Vacuum-Tube Voltmeter



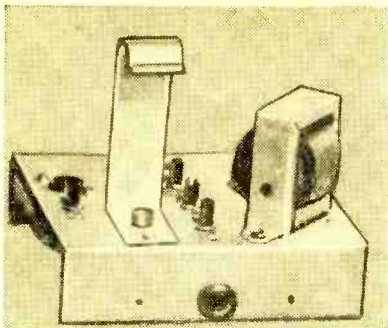
under test, you look for an *electronic* type of voltmeter, a VTVM, for your lab or workshop. Many makes are available in ready-built form and in build-it-yourself kits. A new kit, the V-70, has been introduced by Paco Electronics Co., division of Precision Apparatus Co., 70-31 84th St., Glendale, N. Y.

Putting It Together. Unlike some kit manufacturers, who prewire portions of their kits, Paco does not—and properly, we think. If all the hard work is done, where's the fun in building a kit? With the Paco V-70, the builder wires from scratch, but if he is able to follow instructions and solder, he will be able to turn out a perfect VTVM. There are plenty of pictorials; the steps are clear and precise, and they follow in logical sequence.

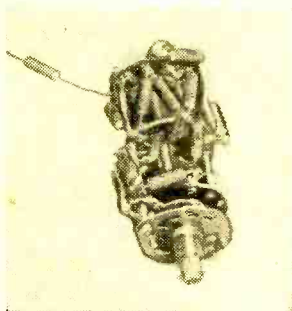
will have to be calibrated. This is comparatively simple if you follow Paco's instructions.

Special Features. In operation, the meter is connected to the cathode circuit of a 12AU7 twin triode in a balanced bridge arrangement. The zero-adjust control sets up a balance between the two triodes such that, with no voltage applied to the first grid, the potentials on each cathode are equal, and the meter reads zero. With a voltage applied to the first grid, the balanced condition is upset, causing a difference in the potentials on the two cathodes and consequently across the meter.

The maximum test voltage which is applied directly to the 12AU7 for full-scale meter deflection is about 1.5 volts. A voltage divider having a total resistance of 10



Various stages in building the VTVM. The partially assembled chassis as viewed from the top (upper left) shows placement of transformer, battery clip and "cal. pot." controls. Above is the wiring of the underside of the chassis, and at left is the completed VTVM before it is put into its case. The completed range switch appears below. While this is a complex wiring job, it can be simplified by marking switch points with numbers assigned in diagram.



meg. divides voltages higher than 1.5 volts. An isolating resistance of 1 meg., located in the test probe, is used in the d.c. position. This makes it possible to take d.c. measurements in circuits carrying r.f. with a minimum disturbance of these circuits.

For a.c. measurements, a 6AL5 duo-diode is used as a rectifier to provide a d.c. voltage proportional to the applied a.c. This voltage is then applied to the 12AU7 as before. The 6AL5 is connected in a half-wave doubler circuit which will respond to the peak-to-peak value of applied a.c. test voltages. And the a.c. scales are calibrated to read in *both* r.m.s. and peak-to-peak values. The "1.5-volt r.m.s. only" scale has been specially calibrated to maintain the accuracy of the meter in this range, where nonlinearity of the rectifier usually reduces accuracy.

In addition to the other scales, the V-70 has a decibel scale, with the operating manual containing a conversion chart for the ranges above 0-5 volts.

Comment. All of the components of the V-70 are of good quality. The meter, a 400-


μa. movement, is large and easy to read, despite the large number of scales. Range resistors are 1% precision types. The switches seem rugged and well made, and should last a long time.

While the range switch has a pointer, the function switch does not. Instead, it has a white index line on the knob—you have to look closely to be sure which position it's on. The probe and the common lead are positioned at the lower left, one above the other. While this may seem to be awkward at first glance, it works out quite well, and makes for better access to the controls. The controls are placed well below the meter and are easy to handle.

IF YOU work with audio equipment—designing circuits, building amplifiers, servicing or installing p.a. or intercommunication systems, or checking out hi-fi gear—you will find an audio generator is essential. It is used alone for many basic tests, such as finding resonant frequency of speakers. And it can be used with either an oscilloscope or a VTVM for amplifier frequency

greater frequency range than is needed for audio work alone. Output signals are available through both audio and ultrasonic frequencies and into the middle of the r.f. AM broadcast band, thus greatly increasing the unit's versatility.

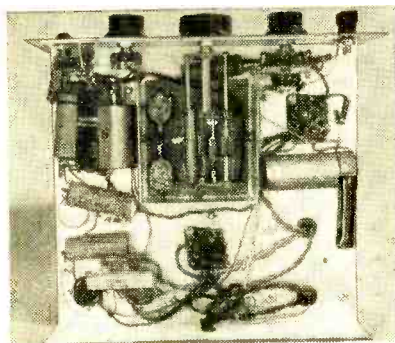
Putting It Together. Using four standard vacuum tubes—a 6CB6 oscillator, a
(Continued on page 104)




KNIGHT Audio Generator


response measurements, or with an audio wattmeter (or VTVM and precision load resistor) for power output tests. You can also use it with an oscilloscope or audio distortion analyzer to make distortion tests, or with either a VTVM or a calibrated oscilloscope to make gain tests.

The Knight audio generator includes all the features essential in an instrument of this type. It is available in kit form from Allied Radio Corp., 100 N. Western Ave., Chicago 80, Ill., as stock No. 38FX137. With a continuous frequency coverage from 20 cycles to 1 mc. in five ranges, it provides a



The wiring of the audio generator is shown in the underchassis view directly above. At right, the power transformer is being mounted on the top of the chassis.






Color Video Taping

Taping of TV programs, just coming into its own (see "They're Putting TV on Tape," November 1957 issue of *POPULAR ELECTRONICS*), has received an additional boost. RCA announced that it will soon market a color-TV tape recorder. This machine incorporates revolving heads which record a transverse picture signal just as the Ampex black-and-white recorder does, thus cutting tape speed to only 15 ips. The sound track is recorded on the same 2" tape, which will give 64 minutes of programming to a 4800-foot reel. While its basic principle is the same as that of the ordinary home recorder, the RCA color machine (see photo at left) is infinitely more complex. As with all compatible color telecasting, the pictures will appear in black and white on monochrome receivers. The color-TV tape recorder is expected to cut the cost of color programming considerably.

Power Failure Locator

An automatic radio transmitter has been developed which will immediately signal "outage," or power line failure. It operates automatically in response to a tripped recloser, fuse or circuit breaker in a specific section of a power line. A distinctive coded signal, transmitted for very short duration, is picked up automatically by a mobile unit or base station, and serves to identify the section which is closed down. In the photo, the "outage locator," developed by Montrel of Baton Rouge, La., is shown with its transmitting antenna at far right, the recloser (power circuit breaker) and actuator next to it. When the locator is at a height of 35 feet atop a utility pole, it has a range of about 35 miles, usually sufficient for good reception. An FCC change of rules, effective in September, 1957, permits electric utilities to engage in one-way signaling on mobile service frequencies to indicate electric line outage.



Radio Library Aids Blind Electronics Enthusiasts

The South East Amateur Radio Club (SEARC) of Cleveland has formed a Radio Library for the Blind which is expected to fill a gap in the library services to the blind in the United States and Canada. Acting as a clearing house for information on electronics literature in embossed and recorded form, it offers taped readings and Braille copies of literature pertaining to all aspects of electronics at a nominal charge to defray mailing and handling costs. Braille items are in Standard English Braille

Grade 2, and tape recordings are normally dual-track, 3.75 ips, 3" to 7" reels. Inquiries are welcomed by the SEARC Library, including requests for information on special devices and instruments which may be used by the blind radio and electronics enthusiast. The library expects to issue the "SRLB High-Fidelity Digest," a counterpart of its radio periodicals digest. Address all inquiries to: Warren Sladky, Librarian, SEARC Radio Library for the Blind, 11519 Parkview Ave., Cleveland 4, Ohio.



Tune “on the Nose”

***Insure optimum fidelity by adding an AM or FM
tuning meter to your Heathkit tuner***

HIGH-FIDELITY RECEPTION of either AM or FM programs demands exact tuning of the broadcast station's carrier frequency. In the case of most inexpensive tuners, such as the Heathkit BC-1A and FM-3A, the tuning process must be done entirely by ear—an inaccurate method since minor detuning or drift can't be readily detected. The addition of an electronic indicator to your receiver will end such problems by indicating immediately and accurately when you're “on the button.”

Basically, the choice is between two types of indicators: a “magic eye” cathode-ray tube or a meter. The tuning eye tube, although inexpensive, requires a socket, mounting bracket, and power connections to the receiver filament and plate supply. It will eventually dim out and require replacement, and cannot—because of its length—be easily mounted within a number of the smaller tuner cabinets.

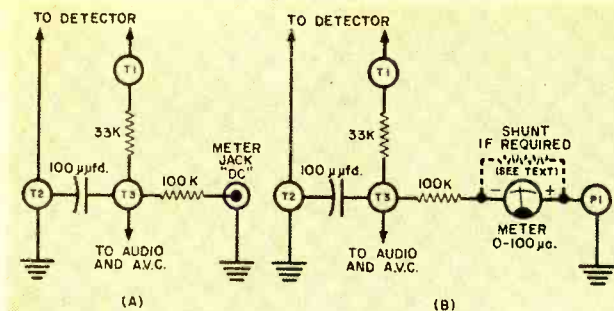
The better choice is one of the inexpensive 1½” meters now available for about six dollars. It can be mounted either outside or within the tuner cabinet as desired—internal mounting requiring the removal of the volume control and a.c. line switch.

With a normal preamplifier-power amplifier system, the volume control is not needed, and the a.c. can be switched through the power switch of the amplifier.

Adding an AM Tuning Meter

The AM tuner meter connection is relatively simple. As shown in top schematic on p. 80, the 100- μ a. meter is wired in series with the 100,000-ohm resistor at the detector output. The meter when placed here responds to the Heathkit's a.v.c. voltage which hits maximum at the exact carrier frequency point of the received station. In the case of the Heathkit, as with all “broadband” jobs,

Circuit modifications (at left) for external (A) and internal (B) meter mounting.



Schematic below shows AM cathode-follower stage re-wired without volume control to enable internal mounting of the tuning meter.

there is generally a broad indication on either side of the carrier frequency. The proper place to tune is halfway between the points where the meter begins to "fall off."

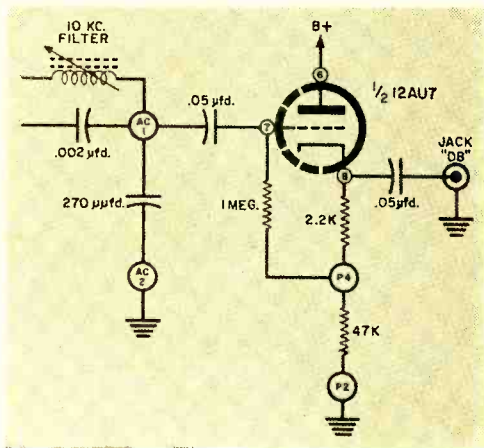
To wire in the meter to your tuner, you'll have to dig out the Heath construction manual because we are going to use their parts code designations. First, disconnect the end of the 100,000-ohm resistor which is soldered to T2 (a ground point). Splice about six inches of hookup wire to the free end of the resistor. If the tuning meter is to be installed outside the cabinet, the volume control is not removed.

Cut out the 0.05- μ fd. capacitor running from jack DC1 ("fixed output") to AC1. Connect the free end of the wire spliced to the 100,000-ohm resistor to DC1. The jack DC has now become a jack to which the meter can be connected by means of a phono plug and shielded lead. The center conductor of the lead should connect to the negative terminal of the meter, the shield to the positive terminal.

Internal meter mounting requires a different procedure. Do not remove the 0.05- μ fd. capacitor. Instead, disconnect and remove the volume control and switch. Remove the twisted leads which went to the switch from Y2 and Y3. Move the a.c. line cord lead from Y3 to Y2. Now the line cord is connected directly to the power transformer primary.

The cathode follower stage (one-half of the 12AU7) should be re-wired as shown in schematic above, right. Discard the 0.01- μ fd. capacitor running from CC2 to E7 (see Fig. 13, Heathkit Manual), and connect the 0.05- μ fd. capacitor which originally went to CC3 to E7.

The cabinet should now be altered for the meter installation. First remove the outer front panel from the tuner. Using a 1½"-diameter chassis punch or circle cutter, carefully enlarge the ¾" volume control hole (see "A" in exploded view). Check to see if the meter will fit properly with its flange *behind* the front panel. Once this hole is of the proper diameter, place the



meter in it and mark the locations for the four flange screws at "B," and drill for a size 4-40 machine screw.

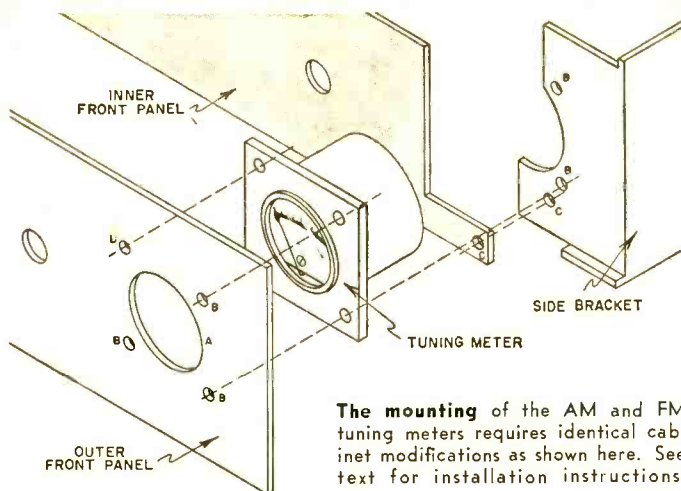
Now remove the pilot light assemblies, dial cord and drive spindle from the black inner front panel and detach the panel.

Remove the aluminum bracket on the right-hand side of the tuner which must be modified to support the right side of *both* front panels. Place the front flange of the bracket in a vise and carefully bend it straight with the main part of the bracket so as not to break it off.

Slide the flange ½" further down in the vise and bend it back to the original right angle. This is done to accommodate the thickness of the meter flange. Screw the side bracket back on the chassis and temporarily position the outer front panel at its normal location on the tuner.

With a scribe or sharp pencil, mark the location of the large meter hole "A" and the two right-hand meter flange holes "B" on the rebent front flange of the side bracket. Again remove the side bracket and, using the marked guide lines, cut it so that the body of the meter will be clear. Also drill the two meter flange holes with the same drill used on the front panel.

Be sure to leave a tab on the bottom of



The mounting of the AM and FM tuning meters requires identical cabinet modifications as shown here. See text for installation instructions.

the flange about $\frac{3}{8}$ " wide to which the inner front panel will attach. Drill a hole "C" for a size 6-32 machine screw in this tab about $\frac{1}{4}$ " from the end. Re-install the side bracket on the tuner and prepare the inner front panel.

Cut the entire end off of this panel, leaving enough of a tab on the bottom to overlap the tab and hole of the side bracket flange. Temporarily place the panel on the tuner; mark and drill the hole "C." Cut a notch in the panel to clear both the meter body and its flange, then fasten it to the tuner using a 6-32 machine screw and nut where the two tabs join. Replace the dial cord drive spindle and the dial cord; and remount the pilot light assemblies.

Place the meter on the outer front panel with its flange to the rear and fasten it lightly in place with two 4-40 machine screws and nuts in the left-hand flange holes. Slip the panel onto the tuner and check to see if the two right-hand flange holes line up with those drilled in the side bracket. If they do, wire in the meter.

The lead spliced to the 100,000-ohm re-

sistor goes to the negative terminal of the meter, and the lead which formerly went to the positive terminal. Using two more 4-40 machine screws, fasten the outer panel, the meter flange, and the side bracket together to complete the mounting of the meter movement.

Now check out the unit. Recheck the rewiring, then plug in the tuner and connect its antenna. After tube warm-up, rotate tuning knob and check for meter deflection as stations are tuned in.

Should the meter read backwards, reverse the leads to its terminals. Should it deflect suddenly high off scale as the tuner warms up, quickly remove power and check to see if the 100,000-ohm resistor is in series with the meter.* If all is well, reassemble the cabinet.


Adding an FM Tuning Meter

FM tuning indication can be accomplished in two ways. Maximum signal strength can be indicated (as with the AM tuner), or the meter can be wired to show the "balance" point of the ratio detector. From the standpoint of fidelity, i.f. stages should be aligned to coincide and produce the maximum signal at this balance point.

This is the best type of indication to use. However, the maximum voltage unbalance of the detector is only about 1½ volts across 1 megohm. As this voltage is far too small for sufficient deflection of most meters, it must be amplified.

Since the audio stage of the tuner is not

* If the tuner is used closer than about a mile from the broadcast station, the meter may swing off scale. This will happen *only* when a strong station is tuned in. Try shunting it with a resistor of about 1000 ohms or less.



Miniature meter movement below is available from Arrow Sales, Inc., at 2534 S. Michigan Ave., Chicago, Ill.

DO YOU
HAVE the
EARS



for EASY LISTENING?

NOW YOU CAN HAVE EASY
LISTENING at a LOW COST

Easy listening — velvet smooth response over the entire audio range—that's what you get in a new Utah Unidrive Coaxial High Fidelity Reproducer.

Engineered for exceptionally fine frequency extension of both the bass and extremely high registers—a Unidrive will give you unsurpassed tonal quality—with minimum distortion—a velvet smoothness that is a revelation and a real pleasure to hear.

The Utah Unidrives are unique in design and assembly technique. A single, high efficiency magnet drives two perfectly matched and balanced high and low frequency cones with mechanical crossover, to achieve an efficiency heretofore unattainable in conventional designs. A newly developed skiver roll cone treatment immeasurably increases speaker lifetime.

★ See and hear the new Utah Unidrives at your dealers today. Available in six models and five sizes—6 X 9", two 8", two 12" and 15". Starting at the unbelievably low price of only \$15.95.

utah

RADIO PRODUCTS
CORPORATION
HUNTINGTON, INDIANA

Expt. Dept. Fidevox International, Chi., Ill.



Cupid and the Ions

OUTSIDE, the winter night was fit for neither man nor beast. A roaring wind drove sleet against the windows with a sound like the scratching of tiny claws. Inside, though, Carl and Jerry were warm and cozy and really living it up. They were sitting at a kitchen table drinking Cokes and eating buttered popcorn which was being freshly popped by an attractive girl in a bright blue sweater and dark treader pants.

The girl was Norma, who lived next door to Jerry. She had asked the boys to see if they could find out what was wrong with her TV set. They had quickly spotted the trouble, a lead-in broken loose by the wind at a lightning arrester; and after they repaired it, Norma had insisted they come out to her kitchen for popcorn.

Ordinarily Carl and Jerry were pretty girl-shy, but Norma completely disarmed them. In the first place, she was safely ancient by their standards, being in her early twenties; and in the second place, she was such a warm, personable, pleasant sort of person that it was almost impossible to dislike her or even be shy with her.

"Guess that'll hold us for a while," she declared, dumping another popper of corn into the huge bowl on the table. "I really appreciate your fixing that TV," she continued. "Tomorrow night my OAO is coming over to watch the fight, and I fascinate him so much that if he found my set wasn't working he'd probably stay home and watch it on his own."

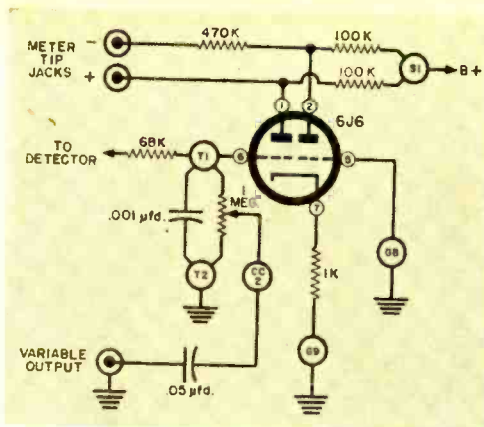
She said this with a self-mocking grin, but the boys detected a little bitterness in her tone.

"Now don't tell us you're having trouble with your love-life again," Carl mumbled with his mouth full of popcorn; "not after Jerry and I got rid of Melvin for you with that supersonic oscillator and nearly deafened poor Bosco doing it."

"Yeah," Jerry chimed in. "What's the matter with this 'One-And-Only' of yours? Is he blind? If I liked girls, I'd certainly go—that is—I mean—"

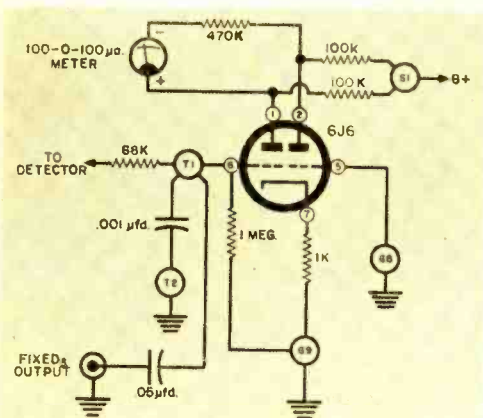
"Why, Jerry, that's the nicest thing anyone has almost said to me in months,"

Always say you saw it in—POPULAR ELECTRONICS



External mounting of the meter does not require removal of the volume control for proper operation, but jacks are connected as in diagram at left.

Electrical modifications necessary for internal mounting of the FM tuning meter are shown below.



required with most amplifiers, we can convert the 6C4 stage into a meter amplifier using a 6J6 tube. The resulting circuit is a type of vacuum-tube voltmeter having the advantage of response to the *polarity* of the input voltage, and hence will indicate if tuning is "high" or "low." An inexpensive (less than \$6.00) 100-0-100 microammeter is used.

To convert the 6C4 to a meter amplifier, remove and discard the 0.05- μ fd. capacitor running from jack *DC1* to *G5* (the 6C4 socket) and the 47,000-ohm resistor between *G5* and terminal strip *S1*. Run a short bare wire from *G5* to *G8*, the center post of the socket. Connect one 100,000-ohm, $\frac{1}{2}$ -watt, 5% resistor from *G2* to *S1* and another from *G1* to *S1*.

Splice about 6" of wire to one end of a 470,000-ohm, $\frac{1}{2}$ -watt, 10% resistor and connect the other end of the resistor to *G2*; connect another wire of the same length directly to *G1*. Remove and discard the 0.01- μ fd. capacitor running from *CC2* to *G6*, and connect a wire between *G6* and *T1*.

If the meter is to be placed outside of the cabinet, remove and discard the 1-meg-

ohm resistor from *G6* to *G9* (a ground lug). Disconnect one end of the 0.05- μ fd. capacitor from *T1* and wire it to *CC2*, splicing on as much wire as needed. Drill two holes adjacent to jack *DC* and install a pair of insulated pin jacks, one red and one black adjacent to jack *DC*.

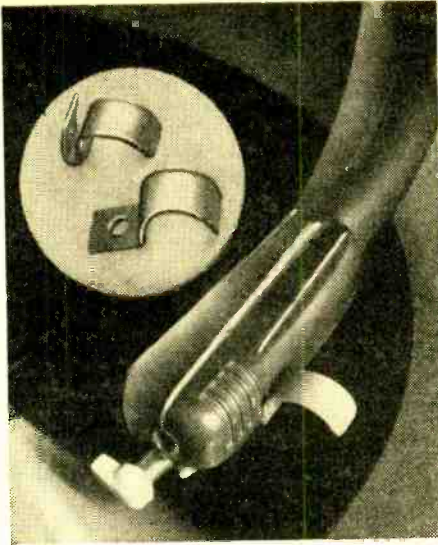
Connect the free end of the wire from *G1* to the red tip jack and the free end to the wire spliced to the 470,000-ohm resistor to the black tip jack. Then connect a length of two-conductor wire to the meter lugs and put a red and black tip plug on the respective leads from the positive and negative terminals. Plug the tips into the jacks and the unit is ready for testing.

Cabinet mounting of the meter requires a different procedure. Remove and discard the volume control and line switch as in the AM conversion. Disconnect the twisted switch wires from terminal strip *AB2* and *AB3*, and transfer the line cord lead from *AB3* to *AB2*. Modify the cabinet for meter mounting as before.

After the meter is installed, connect the free end of the wire from the negative meter terminal and the end of the wire from *G1* to the positive one. Now remount the front panel.

Testing the conversion is simple. With no antenna connected and a 6J6 in the original 6C4 socket, the meter should read close to the zero-center position. If it does not, adjust the small "zero" setscrew on the face of the meter until it reads exactly zero.

Now connect an antenna and tune to a station. The meter, which reads zero when completely "off station," should read to the left if the dial is set slightly below the station and to the right if slightly above. If the action is backwards, the meter leads should be reversed. The "on tune" position is dead center. If everything checks okay, put it all back together again, and be assured that your hi-fi receiver is tuned "on the nose."

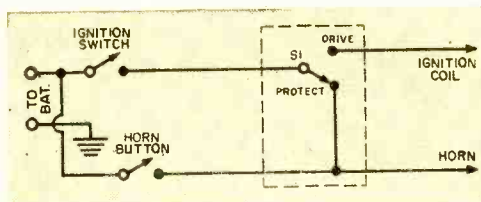



Grip That Arm!

If your low-priced phono arm doesn't have a finger grip, you can put one on easily. Buy a metal cable clamp of the required size (1" is best) and bend it up to form a clip, as shown in the insert in the photo at left. Clip the clamp on the arm, as shown in the photo, using some cement if necessary. Another way would be to cut a strip of the required size from sheet aluminum, file it smooth, and bend into the proper shape—that would be lighter. —*Art Trauffer*

Raise The Pickup!

When replacing turntables, it is sometimes necessary to raise the pickup arm to correspond with the increased height of the new turntable. Rubber washers come in handy for this purpose. As shown at right, you simply slip the washer or washers over the threaded part of the pivot-post of the arm, then fasten the post to the motor mounting board in the usual way. Garden hose washers come in red and black, and in different diameters and thicknesses. —*Carl Dunant*



Protect Your Car!

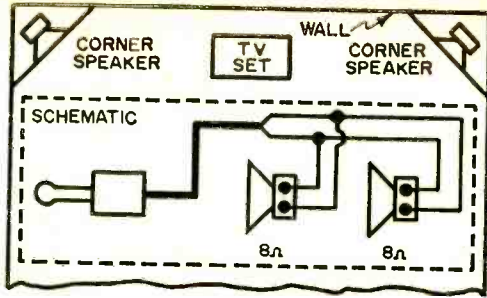
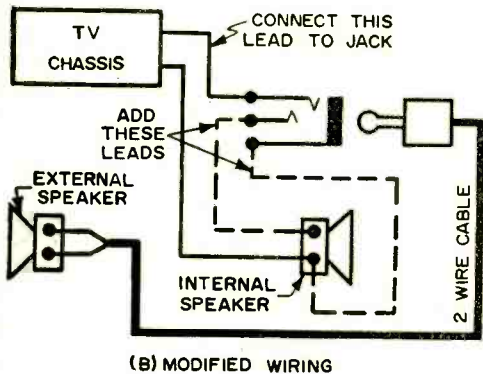
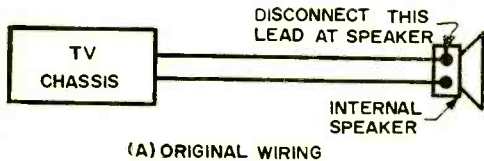
Every year thousands of cars are stolen by thieves who put a "jumper" across the ignition switch. To frustrate a potential thief, hide a "protect" switch under the dash, wired as per the schematic above. When you leave the car, flip it on "protect." If someone tries to short out the ignition switch, it will blow the horn and the car won't start. When you come back, just put it on "drive," and your car will start as usual. Switch S1 is a s.p.d.t. Cutler-Hammer 7582-K6 or equivalent. The circuit change within the dashed lines is the only addition to the electrical system necessary. —*R. Wayne Crawford*

Better Tone from Your TV

The audio quality of many television receivers can be "souped up" substantially by using an external loudspeaker. It's the compact cabinet of your table model TV that limits both speaker size and sound quality.

Since most television receivers will provide a clean watt or two of audio power, it is definitely worth your while to replace the internal speaker with a larger, better quality job, mounted in an appropriate baffle. The new speaker-baffle combination should be installed close to the TV set in order to keep the sound source near the picture.

Connecting an external speaker is a snap. All you have to do is remove the back from the TV set and trace the two leads from the speaker to the chassis—see (A) in diagram below. Install a standard, closed-circuit phone jack, wired as in (B), on a



mounting bracket attached to the cabinet. The two-wire cable to the external speaker is connected to a matching plug.

When the phone plug is inserted in the jack, the speaker inside the TV set is disconnected and the external speaker connected to the receiver output. If the receiver used is of the "a.c./d.c." type with one side of the line connected to chassis, it is a good idea to polarize the line plug to prevent chance of shock from the extension speaker leads.

Since the output transformer in your set is probably designed for a speaker of about 4 ohms, a 4-8 ohm speaker will match nicely. Don't worry about mismatch—the only result will probably be a slight loss in efficiency. You have a wide choice as to loudspeakers and baffles. As the "pitchman" says: "You pays your money and you takes your choice."

A more elaborate system can be set up (diagram above) by installing two external speakers, one in each corner of the room and the TV set in the middle. With both speakers operating, the sound will appear to be coming from between them. Two 8-ohm speakers connected in parallel can be used. Special triangular baffles cut from a sheet of Celotex would be ideal for corner mounting.

—Leo Sands

Use a Neon Lamp to "Detect" Lightning

With a dazzling, pink-white brilliance, the lightning flashes outside your home. You flinch, because *that* was a close one! But do you know that the "close one" will register a sizable potential on your antenna? And that the potential can be demonstrated easily and inexpensively with the aid of a small neon lamp connected between antenna and ground?

The voltage on the antenna is induced through magnetic coupling with the lightning stroke or by building up a charge electrostatically—the antenna and the ground acting as two plates of a capacitor. The lamp will flash whenever the voltage

on the antenna equals or exceeds the lamp's "breakdown" potential. About 60 volts will cause ionization.

Using an ordinary 100' antenna, a water-pipe ground, and a NE-2 neon lamp (as in the schematic), you can see neon flashes with almost every stroke of lightning. For best results,

put a shield around the bulb to cut outside light. A cardboard tube with a cutaway section will do nicely.

—Frank H. Tooker



Build an Electric Shutter Release

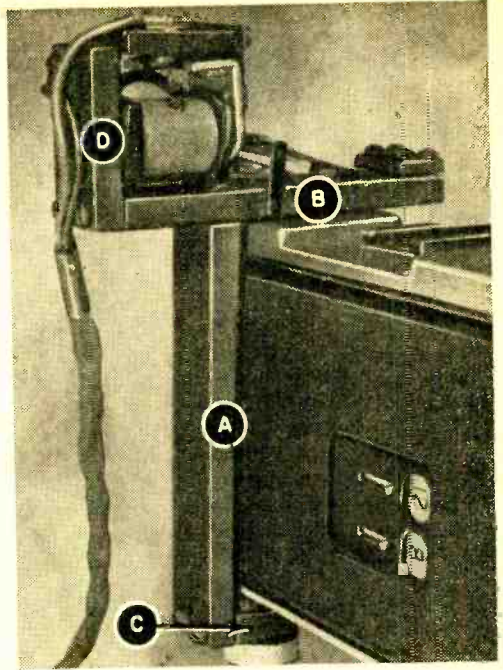
THERE COMES A TIME in every photographer's life when he'd give anything to have a remote electric shutter release. This is especially true in taking snaps of children or during nature shots—when the idea is to get as far away as possible from the subject.

Here is an inexpensive tripper that you can put together in a few hours. It's intended for cameras with a body release button. As the frame should be built to fit the camera, dimensions are not given.

The framework is made of $\frac{3}{4}$ " x $\frac{1}{4}$ " Reynolds's aluminum strips. A clamp to fit the camera is formed by strips *A*, *B* and *C*. Strip *D* is mounted at right angles to *B*. All are held by $\frac{1}{8}$ " screws in tapped holes. One strip (*B*) has a hole drilled to receive the release button. The opposite strip (*C*) clears the camera by $\frac{1}{4}$ " to allow the frame to slip over the release. Drill and tap it to take the knurled screw which holds the assembly in place. Shim with rubber to make it tight and prevent marring the camera.

Almost any relay can be adapted to operate the release. In this case a 6-volt d.c. type was used, mounted as shown. Note that the armature should move freely. The spring (*E*) is made of two lengths of stiff clock spring, with the end of the lower one heated, then bent around the upper. To it is fastened a stud (*F*) to depress the camera release when the spring snaps. The spring is clamped beneath piece *G*.

The movable support for the free end of the spring must be high enough to let the shutter reset when the spring is raised. This support is rectangular and consists of two brass strips spaced by two heavy wires. The




bottom wire fits loosely through a hole drilled in strip *B*. A similar wire at the top supports the end of the spring. Backstop *H* is made of wire and soldered to the side of the support frame, at such an angle that the support is slightly off perpendicular, toward the base of the spring, but not so far that the solenoid won't be able to pull it.

Solder the trip bar (*I*) to the relay armature so that it engages the backstop. Then hook any length of lamp cord, up to 100 feet, in series with a 6-volt battery and push button. Install the battery in a small case, mounting the button on the outside, if you wish. You can then attach the wires to the coil lugs. It is best to tape or clamp the wires to strip *D* to prevent them from being pulled off.

Painting the remote release assembly with crackle paint to match your camera will complete the job and make it look attractive.

In operation, the device works as follows. The end of the spring is put on the support. Pushing the button energizes the relay coil, pulling the armature, causing the trip bar to pull the support far enough to release the spring. The spring drops, and the stud depresses the body release, which in turn operates the shutter and takes the picture. You'll have to reset the spring each time you use it, as well as the shutter, and advance the film.

—A. J. Lowe




TOOLS and GADGETS



MINIATURE RESISTOR/CAPACITORS


Two new sizes of Tube-R-Cap, a resistor-capacitor unit that requires only the space of a tubular capacitor alone, have been developed by Centralab. Each is a tubular ceramic capacitor incorporating a resistor in parallel. Both are 500-volt units. The CC20 has maximum dimensions of .503" in length and .200" in diameter; its standard capacity range is 400 $\mu\text{fd.}$ to



2150 $\mu\text{fd.}$, and its resistance tolerance is $\pm 20\%$ below 1 megohm. The CC25 has maximum dimensions of .790" in length and .260" in diameter; the standard capacity range is 970 $\mu\text{fd.}$ to 5000 $\mu\text{fd.}$, and resistance is $\pm 20\%$ below 1 megohm and $\pm 30\%$ above 1 megohm. (Centralab, Div. of Globe-Union Inc., 900 E. Keefe Ave., Milwaukee 1, Wis.)

TUBE SOCKET ADAPTERS

You can modernize your present test equipment with these simple cathode-ray tube socket adapters. No rewiring is necessary—you just plug them in. They may



be used for testing the new narrow-neck 110° tubes, for life-testing and aging. Model 110-R has a .600 pin-circle diameter, Model

110-S a .820 pin-circle diameter. (Pomona Electronics Co., Inc., 1126 W. Fifth Ave., Pomona, Calif.)

HOBBY CHEST

The X-acto #88 hobby chest carries a full line of cutting knives and blades as well as a hand drill, vise, block plane, sand-

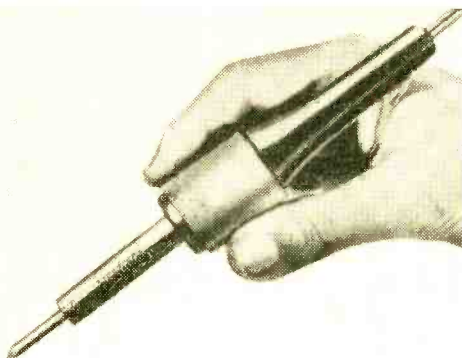


er, spokeshave, hammer and many other precision hobby tools. The blonde wood chest measuring 14" x 10" x 3½", comes with carrying handle plus a 96-page book of hobby projects. Price, \$33.00. (X-acto, Inc., 48-41 Van Dam St., Long Island City 1, N. Y.)

50-WATT SOLDERING PENCIL

Shown in the photo is a 50-watt soldering pencil with a ¼" coated copper tip. Capable of doing the work of 100-watt soldering irons, it weighs but two ounces. A new stainless steel alloy for the element housing plus a unique design in ventilation is said to insure a very cool, comfortable handle and maximum soldering efficiency.


Both element and tip give exceptionally




long life, reducing maintenance and replacement costs. Each is a separate part and replaceable independently. Designed for constant-duty, the pencil will operate on a.c. or d.c., any cycle. Ask for Catalog No. 24S. (Hexacon Electric Company, 569 W. Clay Ave., Roselle Park, N. J.)

-30-

POPULAR ELECTRONICS



RCA INSTITUTES offers you the finest of home study training. The equipment illustrated and text material you get with each course is yours to keep. Practical work with very first lesson. Courses for the beginner and the advanced student. Pay-as-you-learn. You need pay for only one study group at a time.

**Send for this
FREE Book Now** 

RESIDENT SCHOOL courses in New York City offer comprehensive training in Television and Electronics. Day and evening classes start four times each year.
Detailed information on request.

RCA INSTITUTES, Inc. Home Study Dept. PE-18
350 West Fourth Street, New York 14, N. Y.

Without obligation, send me FREE 52 page CATALOG on Home Study Courses in Radio, Television and Color TV. No salesman will call.

Name..... please print

Address.....

City..... Zone..... State.....

Korean Vets! Enter discharge date.....

In Canada — RCA Victor Co., Ltd.
5001 Cote de Liesse Rd., Montreal 9, Que.

To save time, paste coupon on postcard.

build your own  for fun!




Don't let a lack of experience keep you from enjoying the fun and savings of "Do-it-yourself" kit construction. The easy-to-follow diagrams that come with every Heathkit insure your success. Let our experience be your teacher—and you'll save one-half or more over the price of "built-up" equipment of equal quality.

HEATH COMPANY A subsidiary of Daystrom, Inc. BENTON HARBOR 10, MICH.



"BASIC" SPEAKER SYSTEM



RANGE EXTENDER



A-9C 20-WATT AMPLIFIER

**HEATHKIT "BASIC RANGE"
HIGH FIDELITY SPEAKER SYSTEM KIT**

This amazing speaker system can fulfill your present needs and still provide for future expansion. Fine hi-fi performance the result of using high quality speakers in an enclosure especially designed for them. Features two Jensen speakers to cover 50 to 12,000 CPS within ± 5 db. Power rating is 25 watts, and impedance is 16 ohms. Enclosure constructed of veneer-surfaced plywood, $\frac{1}{2}$ " thick, and measures 11 $\frac{1}{2}$ " H x 23" W x 11 $\frac{1}{4}$ " D. Precut and predrilled for quick assembly.

Shpg. Wt. 30 Lbs.

Model SS-1
\$39⁹⁵

**HEATHKIT RANGE EXTENDING
HIGH FIDELITY SPEAKER SYSTEM KIT**

Designed especially for use with SS-1 "Basic" system. Contains 15" woofer and compression-type super tweeter. Extends basic unit to 35—16,000 CPS, ± 5 db. Impedance 16 ohms. Measures 29" H x 23" W x 17 $\frac{1}{2}$ " D, and is constructed of $\frac{3}{4}$ " veneer-surfaced plywood.

Shpg. Wt. 80 Lbs.

Model SS-1B
\$99⁹⁵

**HEATHKIT A-9C HIGH FIDELITY
AMPLIFIER KIT**

This model incorporates its own power supply and preamplifier. Plenty of power with full 20 watt rating. Four separate inputs, selected by panel-mounted switch, and separate bass and treble controls. Ideal for home or PA applications. Output transformer tapped at 4, 8, 16 or 500 ohms. Response within ± 1 db from 20 to 20,000 CPS.

Shpg. Wt. 23 Lbs.

Model A-9C
\$35⁵⁰

HEATHKIT HIGH FIDELITY FM TUNER KIT

Now you can have full-fidelity FM performance from 88 to 108 mc at reasonable cost. Features temperature-compensated oscillator—built in power supply, and beautiful cabinet. Components prealigned at factory!

Shpg. Wt. 8 lbs.

Model FM-3A
\$25⁹⁵
(with cabinet)

HEATHKIT BROADBAND AM TUNER KIT

Tunes standard AM band from 550 to 1600 kc with fine sensitivity and broadband characteristics. Features include built-in power supply and low-distortion detector. All RF circuits pre-aligned for simplified construction.

Shpg. Wt. 8 lbs.

Model BC-1A
\$25⁹⁵
(with cabinet)

**HEATHKIT "MASTER CONTROL"
HI-FI PREAMPLIFIER KIT**

Provides extra amplification, selection of inputs, volume and tone controls, and turnover and rolloff controls, for Williamson-type amplifiers. Beautiful satin-gold enamel cabinet. Derives operating power from amplifier.

Shpg. Wt. 7 lbs.


Model WA-P2
\$17⁷⁵
(with cabinet)

**HEATHKIT 25-WATT HIGH FIDELITY
AMPLIFIER KIT**

Outstanding 25-watt Williamson-type amplifier employs KT66 tubes and Peerless output transformer, tapped at 4, 8, and 16 ohms. A fine amplifier for the "deluxe" system. WA-P2 preamplifier required for operation. Express only.

Shpg. Wt. 31 lbs.

Model W-5M
\$59⁷⁵




FM TUNER



AM TUNER



PREAMPLIFIER



W-5M 25-WATT AMPLIFIER

HEATHKITS

*World's finest
electronic equipment
in kit form...*



Choose your own "Do-it-yourself" project
from the world's largest kit manufacturer

HEATH COMPANY

A subsidiary of Daystrom, Inc.

BENTON HARBOR 10, MICHIGAN

Now you can have radio
wherever you go —
with the portable
that plays anywhere!



TRANSISTOR
PORTABLE RADIO

HEATHKIT TRANSISTOR PORTABLE RADIO KIT

A new concept in radio reception! Now you can forget about external electrical connections and have fine radio performance anywhere! Low-drain circuit using regular flashlight cells makes battery operation cheaper than power-line operation of table model sets. Tunes 550 to 1600 kc and features a 4" x 6" speaker for "big-set" tone, six Texas Instrument transistors for fine sensitivity and selectivity, built-in rod-type antenna, and unbreakable molded plastic cabinet in "Holiday" gray. Measures 9" L x 8" H x 3 3/4" D. Appearance and performance are unmatched at this price level. Easy to build! Shpg. Wt. 4 lbs.

Model XR-1

\$34.95

(with cabinet less batteries)

HEATHKIT BROADCAST BAND RADIO KIT

Covers 550 to 1600 kc with good sensitivity and selectivity. Has 5 1/2" PM speaker for good tone quality. Features transformer power supply and built-in antenna. Signal generator recommended for alignment. Cabinet, as shown, available separately. Shpg. Wt. 10 lbs.

Model BR-2

\$18.95

(less cabinet)

HEATHKIT CRYSTAL RADIO KIT

Features a sealed germanium diode to eliminate critical "cats whisker" adjustment. Employs two tuning condensers for good selectivity, and covers the broadcast band from 540 to 1600 kc. Requires no external power. Kit price includes headphones. Shpg. Wt. 3 lbs.

Model CR-1

\$7.95





TABLE-MODEL RADIO



CRYSTAL RADIO



ENLARGER TIMER

HEATHKIT ENLARGER TIMER KIT

The dial of this handy timer covers 0 to one minute calibrated in five-second gradations, so that the timing cycle of a photographic enlarger can be electronically controlled. Built-in relay handles up to 350 watts, and enlarger merely plugs into receptacle of front panel. Also provision for plugging in safe-light. An easy-to-build device that makes a fine addition to any dark room. Shpg. Wt. 3 lbs.

Model ET-1

\$11.50

HEATHKIT FUEL VAPOR DETECTOR KIT

The FD-1 is a safety device to detect fuel vapor in the engine compartment or other sections of your boat. The detector unit mounts in the area to be checked, and the indicating meter and controls mount on the control panel. Will operate intermittently or continuously, and indicates dangers of fire or explosion to protect your boat and its passengers. Models FD-1-6 (6 volts DC) and FD-1-12 (12 volts DC) operate from boat batteries. Kit even includes spare detector unit. Shpg. Wt. 4 lbs.

6-volt FD-1-6,
12-vt. FD-1-12
\$35⁹⁵
each

HEATHKIT RF POWER METER KIT

This handy device measures the RF field in the vicinity of a transmitter, whether it be marine, mobile, fixed, etc. Requires no electricity, nor direct connection to the transmitter. Provides a continuing indication of transmitter operation. Merely place it in proximity to the transmitter antenna and it will produce a reading on its 200 ua panel meter when the transmitter is in use. Operates with any transmitter between 100 kc and 250 mc. Includes a sensitivity control for meter. Shpg. Wt. 2 lbs.

Model PM-1
\$14⁹⁵


HEATHKIT TRANSISTOR RADIO DIRECTION-FINDER KIT

The Heathkit Transistor Radio Direction-Finder model DF-1 is a self-contained, self-powered, 6-transistor super heterodyne broadcast radio receiver incorporating a directional loop antenna, indicating meter, and integral speaker. It is designed to serve primarily as an aid to navigation when out of sight of familiar landmarks. It can be used not only aboard yachts, fishing craft, tugs, and other vessels which navigate either out of sight of land or at night, but also for the hunter, hiker, camper, fisherman, aviator, etc. It is powered by a 9-volt battery. (A spare battery is also included with the kit.) The frequency range covers the broadcast band from 540 to 1600 kc and will double as a portable radio. A directional high-Q ferrite antenna is incorporated which is rotated from the front panel to obtain a fix on a station and a 1 ma meter serves as the null and tuning indicator. The controls consist of: tuning, volume and power (on-off), sensitivity, heading indicator (compass rose) and bearing indicator (antenna index). Overall dimensions are 7½" W x 5½" H x 5⅜" D. Supplied with slip-in-place mounting brackets, which allow easy removal from ship bulkheads or other similar places. Shpg. Wt. 4 lbs.


Model DF-1
\$49⁹⁵

(Available after
November 15)

NEW! Heathkits for the boating enthusiast



FUEL VAPOR DETECTOR



POWER METER



RADIO DIRECTION-FINDER

AVAILABLE AFTER
NOVEMBER 15

BRAND NEW! Complete training in BASIC ELECTRICITY



No matter what you want to do in **ELECTRONICS, RADIO, COMMUNICATIONS** or **ELECTRICITY**, this is the most important training of all!

Here is a brand new home training book that is your key to the future!

Remember! Every piece of electrical equipment from giant industrial units to TV sets; from guided missile controls to hi-fi systems and all the rest are based on the same fundamental electrical principles. **Understand these principles thoroughly and the rest comes 10 times as easy!**

Includes BASIC ELECTRONICS

... general & industrial ... even covers transistors and their uses!

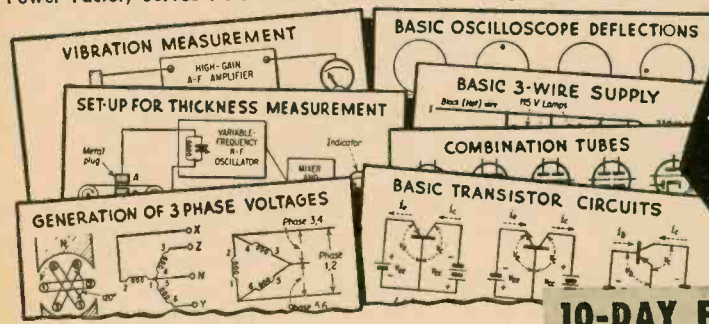
Brings you THE BASIC "KNOW HOW" of:

- Circuits & Currents; Controls; Electromagnetism; Capacitance; Inductance; Resistance; Phase Relations; Generators; Motors; Transformers; Rectifiers; Wiring; Illumination; Instruments; Measurements
- PLUS Tubes; Amplifiers; Oscillators; Transistors; Industrial Instruments & Automation; X-Rays; Power Factor; Servos ... AND DOZENS MORE.

You'll read advanced technical articles with new understanding. You'll have a firm grasp of ALL electrical-electronic matters that will amaze you. And you'll be far better fitted for interesting, good-paying jobs anywhere in the world.

LEARN MORE! EARN MORE!

The new 396-page **BASIC ELECTRICITY** Manual by Rufus Turner brings you the training you need . . . in a way you can easily understand. From basic currents and circuits to electromagnetism . . . from polyphase systems to 'phone fundamentals . . . from ammeters to oscilloscopes . . . right down the line to transistors, tubes, sound reproduction, industrial applications and even telemetering, this great book covers every phase of the all-important, often neglected fundamentals.



PRACTICAL TRAINING THAT REALLY SHOWS YOU HOW

10-DAY FREE EXAMINATION

300 pictures and charts make everything doubly clear. You get practical examples of such things as reactance, phase relations, impedance . . . even power factor. You see how and why to make measurements by various methods. You learn about all instruments in common use. "Set up" diagrams teach you to extend meter ranges or to measure temperature, speed, strain, thickness, etc. Essential elements such as motors, generators, batteries, poly-phase, etc. often neglected by ordinary electronic books are fully covered. Complicated controls are explained . . . with no need for advanced mathematics to understand them.

In short, **BASIC ELECTRICITY** brings you the kind of practical, diversified training that can pay off in a dozen different ways! Send coupon today. You be the judge without risking a cent!

Dept. PE-18, Rinehart & Co., Inc.
232 Madison Ave., New York 16, N. Y.

Send Turner's new **BASIC ELECTRICITY** manual for 10-day **FREE EXAMINATION**. If book is satisfactory, I will then send you \$6.50 (plus postage) promptly in full payment. If not, I will return book within 10 days and owe nothing. **SAVE!** Send \$6.50 with order and we pay postage. Same 10-day return privilege with money refunded.

Name.....
Address.....
City, Zone, State.....
OUTSIDE U.S.A.—Price \$7.00 cash with order. Money back if you return book within 10 days.

HEATHKIT



DX-20 TRANSMITTER



RF SIGNAL GENERATOR



GRID DIP METER



HANDITESTER

HEATHKIT DX-20 CW TRANSMITTER KIT

This Heathkit straight-CW transmitter is one of the most efficient rigs available today. It is ideal for the novice, and even for the advanced-class CW operator. It employs a 6DQ6A tube in the 50-watt final amplifier circuit, a 6CL6 oscillator and a 5U4GB rectifier. Single-knob band switching covers 80, 40, 20, 15, 11, and 10 meters. The DX-20 is designed for crystal excitation, but may be excited by an external VFO. Pi network output circuit is employed to match antenna impedances between 50 and 1000 ohms.

Model DX-20
\$35⁹⁵

Shgp. Wt. 18 lbs.

HEATHKIT GRID DIP METER KIT

An instrument of many uses for the ham, experimenter, or service technician. Useful in locating parasitics, neutralizing, determining resonant frequencies, etc. Covers 2 mc to 250 mc with prewound coils. Use to beat against unknown frequencies, or as absorption-type wave meter.

Model GD-18
\$19⁹⁵

Shgp. Wt. 4 lbs.

HEATHKIT RF SIGNAL GENERATOR KIT

Produces rf signals from 160 kc to 110 mc on fundamentals on five bands, and covers 110 mc to 220 mc on calibrated harmonics. Output may be pure rf, rf modulated at 400 CPS, or audio at 400 CPS. Prealigned coils eliminate the need for calibration after completion.

Model SG-8
\$19⁹⁵

Shgp. Wt. 8 lbs.

HEATHKIT HANDITESTER KIT

Measures AC or DC voltage at 0—10, 30, 300, 1000 and 5000 volts. Direct current ranges are 0-10 ma and 0-100 ma. Ohmmeter ranges are 0-3000 and 0-300,000 ohms. Sensitivity is 1000 ohms/volt. Features small size and rugged construction in sleek black bakelite case.

Model M-1
\$14⁵⁰

Shgp. Wt. 3 lbs.

HEATHKIT ETCHED-CIRCUIT VTVM KIT

Sensitivity and reliability are combined in the V-7A. It features 1% precision resistors, large 4½" panel meter, and etched circuit board. AC (RMS) and DC voltage ranges are 0—1.5, 5, 15, 50, 150, 500, and 1500. Peak-to-peak AC ranges are 0—4, 14, 40, 140, 400, 1400 and 4000 volts. X1, X10, X100, X10k, X100k, and X1 megohm.

Model V-7A
Shgp. Wt. 7 lbs. **\$24⁵⁰**

HEATHKIT ALL-BAND RADIO KIT

This receiver covers 550 kc to 30 mc in four bands, and is ideal for the short wave listener or beginning amateur. It provides good sensitivity and selectivity, combined with good image projection. Amateur bands clearly marked on the illuminated dial scale. Employs transformer-type power supply—electrical band spread—antenna trimmer—separate rf and af gain controls—noise limiter and headphone jack. Built-in BFO for CW reception. Cabinet, as shown, available separately.


Model AR-3
Shgp. Wt. 12 lbs. **\$29⁹⁵**
(less cabinet)

HEATHKIT "GENERAL PURPOSE" 5" OSCILLOSCOPE KIT

This oscilloscope sells for less than the previous model, yet incorporates features for improved performance. The OM-2 provides wider vertical frequency response, extended sweep generator coverage, and increased stability. Vertical channel is essentially flat to over 1 mc. Sweep generator functions from 20 CPS to over 150 kc. Amplifiers are push-pull, and modern etched circuits are employed in critical parts of the design. A 5BP1 cathode ray tube is used. The scope features external or internal sweep and sync, 1-volt peak-to-peak reference voltage, three-position step attenuated input, and many other "extras."

Model OM-2
Shgp. Wt. 21 lbs. **\$42⁵⁰**

Always say you saw it in—POPULAR ELECTRONICS



"GENERAL-PURPOSE" SCOPE



ALL-BAND RADIO



VACUUM TUBE VOLTMETER



FREE 1958 CATALOG

Write today for this FREE CATALOG listing more than 100 "do-it-yourself" kits.

HEATHKITS

World's finest electronic equipment in kit form...

HOW TO ORDER...

Just identify the kit you desire by its model number and send check or money order to address below. Don't hesitate to ask about HEATH TIME PAYMENT PLAN.

Pioneer in "do-it-yourself" electronics

ORDER BLANK



COMPANY A subsidiary of Daystrom, Inc.
Benton Harbor 10, Mich.

Name _____
Address _____
City _____ Zone _____ State _____


- SHIP VIA**
- Parcel Post
 - Express
 - Freight
 - Best Way

Quantity	Item	Model No.	Price
<input type="checkbox"/> SEND FREE Heathkit Catalog			


Enclosed find check money order for \$_____. Please ship C.O.D. postage enclosed for _____ lbs. On express orders do not include transportation charges—they will be collected by the ex-

press agency at time of delivery. On parcel post orders include postage for weight shown. Orders from APO's must include full remittance. NOTE: All prices are subject to change without notice and are F.O.B. Benton Harbor, Mich.

POSTAGE	
TOTAL	



Who said **all** brands of recording tape are alike?



Obviously someone who has not tried



Available wherever quality tape is sold.
ORRadio Industries, Inc., Opelika, Alabama
Export: Morhan Exporting Corp., New York, N.Y.
Canada: Atlas Radio Corp., Ltd., Toronto, Ontario


Tips and Techniques

(Continued from page 30)

this. After replacing the tip, heat it and immediately rub the area right behind the point with a rubber heel or eraser. The break usually occurs at the thin portion just below the tip. By spreading a ring of "foreign matter" (in this case, rubber) in that area, oxidation is slowed down and tip life can be extended by 50%. —D.L.S.

CLAY CLEANS BOLT THREADS


To clean the threads of a bolt or screw, use modeling clay. Press a blob of the clay firmly against the threads, and particles of



dirt and filings deep in the thread flutes will adhere to it. One small piece of clay will last a long time if it is kneaded with the fingers after using. —J.A.C.

TWIN-CLIPS AS SOLDERING VISE

Need a "vise" to hold wires or other small parts while you solder them? Twin-clips (Mueller #22) are ideal for this purpose. One end can be clamped to a pair of pliers or other heavy tool as a base, and



the opposite jaws used to hold the parts being soldered. If a ready-made twin clip isn't handy, two ordinary clips can be fastened together by snipping off the wire supports, removing the screws, and using one to screw the clips together. —J.A.C.

TAPE "HOLD-DOWN" KNOBS

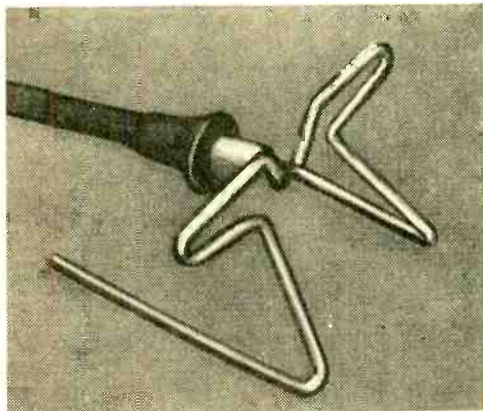
Do you ever have occasion to operate your tape recorder in a vertical position? You can cope with the problems of tape spillage and falling reels by means of a

Always say you saw it in—POPULAR ELECTRONICS

simple trick. Try pushing removable pencil erasers over the ends of your tape spindles. You'll find that they hold the tape reels firmly in place and can be easily removed when desired. —R.W.L.

ALUMINUM WIRE SOLDERING STAND


You can make a neat little stand for your soldering iron from aluminum wire. Such a stand is not only convenient, but it



will help keep the iron tip cooler and hence minimize the need for frequent re-tinning. A piece of bare 26"-long aluminum wire, about size number eight, should be bent as shown. It can be bent into almost any fancy shape. The object is not to "streamline" but to aid heat radiation. —C.A.C.

ERASER IS POLISHING WHEEL

Need a polishing wheel for your electric drill or hand power tool? A circular typewriter eraser mounted on a machine screw or mandrel makes a handy polishing wheel for brightening up pieces of metal. It will clean and brighten corroded or dirty insulators, electrical plugs, connectors, con-



tacts and tools. The mild abrasive of the eraser may even be used to polish chrome microphone stands without danger of scratching the bright metal. But don't use too much pressure. —J.A.C.

January, 1958

COYNE offers
LOW COST

TELEVISION

Training in
Spare Time **AT HOME**

The future is **YOURS** in
TELEVISION-RADIO-COLOR-TV!

A fabulous field—good pay—fascinating work—a prosperous future! Good jobs, or independence in your own business!



Coyne brings you **MODERN—QUALITY** Television Home Training; training designed to meet Coyne standards. Includes **RADIO, UHF and COLOR-TV**. No previous experience needed. Practical Job Guides to show you how to do actual servicing jobs—make money early in course. You pay only for your training, no costly "put together kits."

SEND COUPON FOR FREE BOOK

and full details including easy Payment Plan. No obligation. no salesman will call.



Coyne—the Institution behind this training . . . the largest, oldest, best equipped residential school of its kind. Founded 1899.



B. W. Cooke, Jr. President

500 S. Paulina, Chicago Dept. 18-H2

COYNE ELECTRICAL SCHOOL

A Technical Trade Institute Chartered Not For Profit

COYNE Television Home Training Division
500 S. Paulina St., Chicago 12, Ill.
Dept. 18-H2

Send Free Book and details on how I can get Coyne Quality Television Home Training at low cost and easy terms.

Name _____

Address _____

City _____ State _____

(It is understood no salesman will call)

INFRARED SNIPERSCOPE TELESCOPE and PARTS

See in the dark—without being observed. War surplus Sniperscope M-2. Gov't cost about \$1200. Used for industrial plant security; research lab experiments; infrared photography; spectroscopy, etc. Instrument complete, ready to use. Includes Power Pack, infrared light source. Will operate from 6 V auto battery. Battery or transformer available.



Stock No. 85,053-DZ..... **\$150.00**
Shipping weight approx. 12 lbs., f.o.b. Barrington, N.J.
Save still more money! Build your own Sniperscope! We will furnish instructions—parts, including: Power Packs, 1P25A image tubes, light units, filters, etc. For details—request FREE Bulletin A-26-DZ.

SPECIAL! SPECIAL!

INFRARED 1P25A IMAGE TUBE

Stock No. 70,127-DZ..... \$9.95 pstd.

COLOR TV TUBESCOPE


Saves time, effort in alignment of color dot pattern.
Stock No. 50,139-DZ..... 22 power..... \$24.50 pstd.

WRITE FOR FREE CATALOG "DZ"!

Complete Line of Astronomical Telescope Parts and Assembled Telescopes, Satellitescopes. Also huge selection of lenses, prisms, war surplus optical instruments, parts and accessories. Telescopes, microscopes, binoculars, etc. Request Catalog "DZ"!

ORDER BY STOCK NUMBER. SEND CHECK OR MONEY ORDER. SATISFACTION GUARANTEED!
EDMUND SCIENTIFIC CO., BARRINGTON, N. J.

A BOX IS NOT A MUSICAL INSTRUMENT!



No skilled musical instrument maker, including even those in aboriginal tribes, has ever found a rectangular box satisfactory. **IN SPITE OF THIS**, today many III-FI speaker systems proclaim the ultimate in high fidelity, yet they employ nothing more than the most elementary boxes to perform the complicated function of transforming the vibrations of the loudspeaker into sound.

In the **KARLSON ENCLOSURES**, specially curved internal and external structures are used to provide you with the highest performance capabilities available in the industry today. Actually the Karlsen Enclosure is one of the most fabulous musical instruments ever created and is capable of reproducing every sound from a baby's breath to the mighty roar of thunder. After long and rigorous tests, we know definitely that the

Karlsen Enclosures can outperform all other units now available on the market at any price.

Despite their fantastic performance characteristics these units are available to you in 20 different models in **KIT, UNFINISHED AND FINISHED FORMS**, at prices you can afford, ranging from \$18.60 to \$174.00.

SEND FOR OUR COMPLETE CATALOG TODAY AND LEARN HOW THE KARLSON ENCLOSURE CAN BE FITTED TO YOUR SPECIFIC NEEDS.

KARLSON ASSOCIATES, INC., Dept. PEB
1610 Neck Road
Brooklyn 29, N. Y.

Please send catalog.

Name

Address

City State

Float-Phase Amplifier

(Continued from page 49)

burned-out parts that could have been saved if a sensible approach had been used. Be safe, rather than sorry, and use a couple of simple tests like these.

First: Without plugging the amplifier in, check the resistance between the screen-grid (pin 4) of either V2 or V3 and chassis with your ohmmeter. This resistance should be more than 30,000 ohms. If it is much less than this value, a short circuit exists somewhere and the wiring should be checked.

Second: Install the tubes in their sockets, apply power, and watch for overheating of resistors and the tube elements. If everything seems okay, plug in the speaker and phono player, and you are ready for the listening test.

Any speaker in a good enclosure should provide fine performance when used with this little amplifier. With a standard crystal phono-cartridge or an FM tuner as the signal source, the amplifier can easily drive a de luxe three-way system. -30-

INFRARED—Jack of All Trades

(Continued from page 56)

are therefore slightly warmer than surrounding tissue.

You may call for an IR camera the next time you buy a house. By "photographing" each outside wall, you can tell where there are voids in the insulation or other costly heat-leaks.

Other IR Applications. Once an un-welcome condition is spotted with the IR camera, an infrared pyrometer can monitor the spot's temperature against time.

Riding the nation's railroads, you may chance to see small containers shaped like a wedge of white cheese on each side of the tracks. These are "hotbox" detectors, made by Servo Corp. of America, New Hyde Park, N. Y. They can instantly spot a dangerously hot journal bearing box in a car's undercarriage before a wheel is sheared off and lives lost. The switchman in a nearby tower can glance at a chart on his recorder and immediately tell which bearing on which car of a passing train is hot. Ten of these \$20,000 systems are now working successfully.

Infrared detectors can also be used to measure dimensions with ease. In dozens of steel mills, pairs of detectors are measuring the width of 100"-wide hot steel strip to hold it to an accuracy of one-eighth of an inch as it squirts out of the rolling mill.

There are many other interesting appli-

ONE PRICE FOR EVERY TYPE OF TUBE

DON'T PAY MORE FOR SET TESTED LONG LIFE
DEPENDABLE HI-FI RADIO AND TV TUBES • BUY
VIDEO • INDIVIDUALLY BOXED—ALL GUARAN-
TEED FOR ONE YEAR OR YOUR MONEY BACK
WITHIN 5 DAYS.

Some Standard Brand—Others with Famous VIDEO Brand

0A2	5U4G	6H6GT	12A7
0A3	5U6	6J4	12A6
0A4	5V4G	6J5GT	12A7
0B2	5V6GT	6J6	12A7
0C3	5Y3	6K6GT	12AX4
0Z4	5Y4G	6L6	12AX7
1A7GT	6AB4	6N7GT	12A7
1B3GT	6AC7	6S7G	12B4
1C7G	6AG5	6S7	12BA6
1F4	6AF4	6S7Y	12BH7
1H4	6AH4GT	6SC7	12BY7
1H5GT	6AK5	6SF5	12C6
1J6GT	6AL5	6SF7	12G7
1L4	6AM8	6SH7	12SH7
1L6	6AN4	6S7GT	12S17GT
1LA6	6AQ5	6S7GT	12SK7
1LC5	6AQ5GT	6SK7GT	12SN7GT
1LH4	6AS5	6SL7GT	12S07
1LN5	6AS7G	6SN7GT	12V6GT
1NSGT	6AT6	6S07	12X4
1S4	6AU4GT	6S07	14A7
1S5	6AU5GT	6S07	14B6
1T4	6BV5GT	6S57	14Q7
1U4	6AV6	6T8	19B6G
1U5	6AX4GT	6U4GT	19T8
1V2	6BA6	6U7G	24A
1X2	6AX5GT	6U8	25AV5GT
2A7	6BC5	6V3	25BQ6GT
2D21	6BC7	6V6GT	25CD6G
2X2	6BE6	6X4	25C6
3A4	6BF5	6X5GT	25L6GT
3A5	6BF5	6X8	25W4GT
3AL5	6BG6G	6Y6G	25Z6GT
3AU6	6BH6	7A5	35L6GT
3BC5	6BK5	7A7	35W4
3CB6	6BK7	7B5	35Y4
3Q4	6BN6	7B7	35Z3
3Q5GT	6BL7GT	7C5	35Z5GT
354	6B06GT	7C6	50A5
3V4	6B07	7C7	50B5
4B27	6B07	7F7	50C5
4B97	6BY5G	7F7	50L6GT
5AM8	6BZ7	7F8	80
5AN8	6C4	7N7	117N7GT
5AQ5	6CB6	7Q7	117P7GT
5AT8	6CD6G	7Y4	117Z3
5AW4	6CF6	7Z4	
5AZ4	6CF6	12A6	
5J6	6C55	12AH7GT	
5T4	6CU6GT	12AT6	
5T8	6ES		

FREE RCA "CHEATER" CARD GIVEN WITH ANY TUBE ORDER
OF \$7.00 OR MORE! PROMPT SHIPMENT OF ALL ORDERS.
Brand New Factory Seconds! Electrically Perfect Factory Seconds!
Used Tubes! New and Used Jan Surplus Tubes!

40¢
FOR ANY
TUBE
\$37.00
PER HUNDRED

**WHY PAY MORE
FOR TUBES . . .
ORDER TODAY!**

**FREE BONUS
ANTENNA GIVEN
WITH ANY TV SET
ORDER!**

**We Have OVER 1000
USED TV SETS**

At All Times in Our Huge Ware-
house. Buy one or more of
these WORKING TV's to sell or
use as your own second set! All
sets in GOOD WORKING condi-
tions. Your choice—Console or
Table Model.

10"	\$23.00	19"	\$58.00
12"	\$28.00	20"	\$64.00
14"	\$33.00	21"	\$72.00
16"	\$40.00	24"	\$99.00
17"	\$46.00		

When ordering TV's state
whether table model or console
is desired. Also preference on
make of set. All TV's sent rail-
way express F.O.B. Newark. On
any quantity WIRE or CALL
today!

**SEND for our
FREE complete
TUBE AND
PARTS LIST
and order
blank.**

VIDEO

FREE POSTAGE in U.S.A. and Ter-
ritories on orders over \$5.00. 25¢
handling charge on orders under
\$5.00. 25% deposit required on
C.O.D.'s. Please send approximate
postage or freight on Canadian and
foreign orders. Subject to prior sale.

ELECTRIC COMPANY Phone
79 CLINTON PL. NEWARK, N. J. Humboldt 4-9848

ON SALE NOW!



(compiled by the editors of RADIO & TV NEWS)

Authoritative, comprehensive guide to hi-fi construction, maintenance and equipment . . . compiled by top authorities in the field. Includes complete instructions and plans for setting up your own system—covers preamps, equalizers, amplifiers, tape recorders, speakers, enclosures and stereophonic sound.

HI-FI ANNUAL & AUDIO HANDBOOK

Partial Contents

- ★ Why's and wherefore's of room acoustics, speakers, enclosures.
- ★ How to buy and install preamps, equalizers, tone controls.
- ★ Do's and don'ts of amplifiers.
- ★ Latest techniques and ideas on stereophonic sound.
- ★ Tape recording ideas and recorder guidance.
- ★ Transistor hi-fi.
- ★ All about speakers and enclosures.
- ★ Building, servicing and improving hi-fi systems.

**HI-FI ANNUAL — NOW ON SALE
EVERYWHERE — ONLY \$1.00**



ROAD TO RICHES

You can be the next uranium millionaire! Government guarantees huge bonus! PRI Instruments from \$29.95. See your local dealer today! FREE CATALOG!

Write PRI, 4223PT W. Jefferson
Los Angeles 16, California

DEALERS WANTED

cations of infrared equipment, and new ones are being developed every day. Infrared is already changing your life in many unseen ways and will change it even more in the near future.

—30—

Winter Hi-Fi Season

(Continued from page 63)

arm length and tracking angle ("offset" of the cartridge holder).

It is good news for loyal partisans of the GENERAL ELECTRIC cartridge that its famous design has been brought up to date in the new VR-11 model. Clean, peak-free response made the old G.E. cartridge a favorite for nearly a decade. This characteristic smoothness of sound has been retained in the new model, and the drawbacks of the old design are eliminated. The frequency response has been extended to 20,000 cps, and by increasing the mechanical compliance of the stylus assembly, the tracking weight reduced to about 4 grams. This puts the G.E. VR-11 on par with current design standards and enables the new cartridge to continue the reputation of its predecessor as a low-priced short-cut to top-notch sound.

Among loudspeakers, the EICO-HEGEMAN had its first public showing. Its spike-shaped omnidirectional tweeter and the unusual slot-loaded bass horn astounded both eye and ear.

Tape and Stereo. A spate of new tape recorders made its debut. BOGEN and LAFAYETTE aim their new models at the advanced amateur, who wants nearly professional quality at a tolerable price. Of course, a good tape recorder is necessarily a piece

WANT TO KNOW MORE?

For full specifications on any of these new high-fidelity products, write to their manufacturers.

- | | |
|--|---|
| Altec Lansing Corp.
1515 S. Manchester Ave.
Anaheim, Calif. | Lafayette Radio
165-08 Liberty Ave.
Jamaica 33, N. Y. |
| Harman-Kardon, Inc.
Westbury, N. Y. | Norelco
North American Philips
Co.
230 Duffy Ave.
Hicksville, L. I., N. Y. |
| Bell Sound Systems, Inc.
561 Marion Rd.
Columbus 7, Ohio | Tandberg
10 East 52nd St.
New York 22, N. Y. |
| Acro Products Co.
369 Shurs Lane
Philadelphia 28, Pa. | Viking of Minneapolis
9600 Aldrich Ave. S.
Minneapolis 20, Minn. |
| Shure Bros., Inc.
21 Hartley Ave.
Evanston, Ill. | Pentron Corp.
779 S. Tripp Ave.
Chicago 24, Ill. |
| Garrard Sales Corp.
Port Washington, N. Y. | Telematic Industries, Inc.
16 Howard St.
Brooklyn 21, N. Y. |
| General Electric Co.
Electronics Park
Syracuse, N. Y. | Arkay Kits, Inc.
120 Cedar St.
Paramus, N. Y. |
| Eico
3300 Northern Blvd.
Long Island City, N. Y. | |
| Bogen Co., Inc.
Paramus, N. J. | |

Learn TELEVISION-RADIO

Servicing or Communications
by Practicing at Home
in Spare Time

WITHOUT EXTRA CHARGE you get special NRI kits developed to give actual practice with TV-Radio equipment. You build, test, experiment with receiver or broadcasting circuits. All equipment yours to keep.



NRI Has Trained Thousands for Successful Careers in TV-Radio



Have the High Pay, Prestige, Good Future of a Skilled TV-Radio Technician

People look up to and depend on the Technician, more than ever before. His opportunities are great and are increasing. Become a TV-Radio Technician. At home, and in your spare time, you can learn to do this interesting, satisfying work—qualify for important pay.

A steady stream of new Electronic products is increasing the job and promotion opportunities for Television-Radio Technicians. Right now, a solid, proven field of opportunity for good pay is servicing the tens of millions of Television and Radio sets now in use. The hundreds of TV and Radio stations on the air offer interesting jobs for Operators and Technicians.

Studio Engineer KATV
 "Now Studio Engineer at KATV. Before enrolling, I was held back by sixth grade education."
 BILLY SANCHEZ, Pine Bluff, Arkansas.

All the Work He Can Do
 "Since finishing NRI Course I have repaired 2,000 TV and Radio sets a year. NRI proved a good foundation."
 H. R. GORDON, Milledgeville, Georgia.

Has Good Part Time Business
 "Quite early in my training I started servicing sets. Now have completely equipped shop. All equipment is paid for."
 E. A. BREDA, Tacoma, Wash.

The Tested Way To Better Pay See Other Side 

CUT OUT AND MAIL CARD NOW

More Money Soon—Make \$10 to \$15 a Week Extra Fixing Sets in Spare Time

NRI students find it easy to start fixing sets for friends a few months after enrolling, pick up \$10, \$15 and more a week extra spending money. Many who start in spare time soon build full time TV-Radio businesses.

Act Now—See What NRI Can Do for You

NRI has devoted 40 years to developing simplified, practical training methods. You train at home, learn-by-doing. NATIONAL RADIO INSTITUTE, Washington 16, D. C.



SAMPLE LESSON AND CATALOG BOTH FREE

NO STAMP NEEDED!
 WE PAY POSTAGE

This card entitles you to Actual Lesson on Servicing, shows how you learn Television-Radio at home. You'll also receive 64-Page Catalog.

**NATIONAL RADIO INSTITUTE, Dept. 23
 Washington 16, D. C.**

Please mail me the FREE sample lesson and 64-Page Catalog. (No Salesman will call.)

Name.....Age.....

Address.....

City.....Zone.....State.....

ACCREDITED MEMBER, NATIONAL HOME STUDY COUNCIL



**Technical "KNOW-HOW" Can Give You Interesting, Important Work
LEARN-BY-DOING with Kits NRI Sends at No Extra Charge**



YOU BUILD AC-DC Superhet Receiver

NRI Servicing Course includes all needed parts. By introducing defects you get actual servicing experience practicing with this modern receiver. Learn-by-doing.




YOU BUILD Signal Generator

You build this Signal Generator. Learn how to compensate high frequency amplifiers, practice aligning typical I.F. amplifiers in receiver circuits. Make tests, conduct experiments.

YOU BUILD Broadcasting Transmitter

As part of NRI Communications Course you build this low power Transmitter; learn commercial broadcasting operators' methods, procedures. Train for your FCC Commercial Operator's License.



YOU BUILD Vacuum Tube Voltmeter

Use it to earn extra cash fixing neighbors' sets; bring to life theory you learn from NRI's easy-to-understand texts.



**For Higher Pay, Better Jobs
Be a Television-Radio Technician**



Servicing Needs More Trained Men

Portable TV, Hi-Fi, Transistors, Color TV are making new demands for trained Technicians. Good opportunities for spare time earnings or a business of your own. Enjoy prestige.



J. E. Smith, Founder

Train at Home the NRI Way Famous for Over 40 Years

NRI is America's oldest and largest home study Television-Radio school. The more than 40 years' experience training men, the outstanding reputation and record of this school—benefits you many ways. Successful graduates are everywhere, in small towns, big cities. You train in your own home, keep your present job while learning. Let us send you an actual lesson, judge for yourself how easy it is to learn.

Broadcasting Offers Satisfying Careers

4000 TV and Radio stations offer interesting positions. Govt. Radio, Police, Two-Way Communications are growing fields. Trained TV-Radio Operators have a bright future.



No Experience Necessary — NRI Sends Many Kits for Practical Experience

You don't have to know anything about electricity or Radio to understand and succeed with NRI Courses. Clearly written, illustrated NRI lessons teach Radio-TV-Electronic principles. You get NRI kits for practical experience. All equipment is yours to keep. Mailing the postage-free card may be one of the most important acts of your life. Do it now. Reasonable tuition, low monthly payments available. National Radio Institute, Wash. 16, D.C.

FIRST CLASS
Permit No. 20-R
(Sec. 34.9, P. L. & R.)
Washington, D.C.

BUSINESS REPLY CARD

No Postage Stamp Necessary if Mailed in the United States

POSTAGE WILL BE PAID BY

NATIONAL RADIO INSTITUTE

Washington 16, D. C.

NRI Graduates Do Important Work



NRI Course Easy to Understand
"Opened my own shop before receiving diploma. I am independent in my own business." D. P. CRESSEY, Stockton, California.

Works on Color TV
"NRI changed my whole life. If I had not taken the course, probably would still be a fireman, struggling along." J. F. MESSINE, New York.

See Other Side for More Information to Better Pay

**SAMPLE LESSON
64-page CATALOG
both FREE**

of painstaking precision mechanics, which never comes cheap.

Compactness is the keynote of several extremely well designed foreign entries in the tape recorder field. NONELCO and TANDBERG offer neatly packaged, small portable machines which are nevertheless capable of distinctly hi-fi performance. Stereo is optional on both models.

With stereo gaining ground among serious hi-fi'ers, and with the growing number of stereo tapes now available, there has been much interest in stereo playback decks. These look like tape recorders, but are intended only for playback of stereo tapes. Lacking the recording section, they represent the least expensive method for adding a stereo program source. BELL, VIKING, and PENTRON are among the low-priced stereo favorites.

One way to beat the relatively high cost of stereo is by kit building. Several new kit lines, notably LAFAYETTE, TELE-MATIC and ARKAY, now offer two-channel amplifiers and control units. With monaural hi-fi tending toward "packaged" and ready-made components, stereo now presents a new challenge to fellows with a keen ear and a hot soldering iron.

-30-

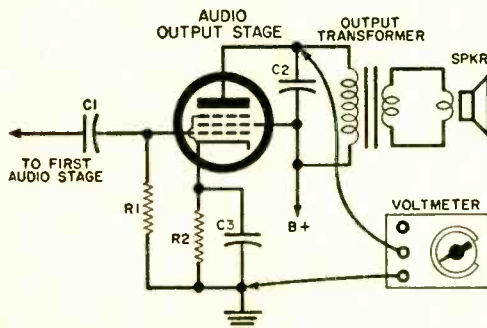
Pocket Size Test Instruments

(Continued from page 46)

tained from the center tap and the ground side of the combination.


To use this instrument to measure d.c. voltages, connect to the "COM." and "DC" terminals. Adjust *R1* until the neon bulb just lights, then read the applied voltage on the dial. The polarity of the applied voltage can be identified by noting which of the two electrodes (in the neon bulb) lights—this is always the *negative* electrode.

A similar technique is used for a.c. voltage measurements and when the instru-



Correct method of connecting the volt-output meter to the last audio stage of an amplifier in order to obtain output indications. See text.

January, 1958



THE MOST INTRICATE SOLDERING
JOBS BECOME EASY WITH A

Weller

SOLDERING GUN

You hold the Weller soldering gun like a pistol. Merely touch the trigger and soldering tip heats instantly . . . dual spotlights flick on to light up your work and eliminate shadows. Even more, the Wellertip can be bent to get into the most difficult places. Nothing matches a Weller Soldering Gun for speed and accuracy. Universally used by electronic servicemen, it's the most useful tool ever designed for hams, experimenters and hi-fi enthusiasts.

WELLER SOLDERING KIT



Includes Soldering Gun, Soldering Tool, Wire Bristle Cleaning Brush and Kester Solder.

\$7⁹⁵
MODEL #100K

See all the Weller Soldering Guns and Kits at your Electronic Parts Distributor

WELLER ELECTRIC CORP. • EASTON, PA.

Carl & Jerry (Continued from page 8)

Norma declared with a beaming smile. "No, I don't think Mike is immune to feminine charm; he's just cagey. He takes care of the accounting machines in our office, and we've been dating for three or four months now. I just happen to know he's dating two other girls about as often as he dates me. He's good-looking, a good dresser, polite, free with his money, intelligent—and just too darned cool, calm, and uninterested!"

"I suppose you've tried the usual feminine wiles," Jerry said solemnly.

"All of 'em! I've tried the poor-little-helpless-me-and-big-strong-smart-you routine. I've practically drenched myself with everything from 'Chanel Number Five' to 'Sweet Surrender.' I prepared and fed him a steak dinner that cost me half a week's salary for groceries. I've even taken up his hobby of bowling, which I despise. And I've tried being 'busy' when he asked for a date—you know, the old hard-to-get business. I've not missed a trick, but there's nothing."

"Your trouble," Carl offered, "is that you're trying to make *him* like *you*. You ought to be making him like himself when he's *with* you. Guys are dumb. When this happens to them, they think it's the girl they like."

Norma gave him an astonished, wide-eyed look as she said: "Hey, you're not supposed to know that! What do you think I was doing with that clinging-vine stuff?"

"That's too old and easy to see through. This character sounds like a smart cookie, and we need something more subtle. If we just had some way to make him feel better when he's with you than he does at any other time, he wouldn't be able to stay away from you."

"That's a pretty big 'if,'" Norma sighed.

"H-M-M-M," Jerry said, with a wrinkled brow; "I'm beginning to get an idea. I was reading a theory the other day that there's a definite relationship between the ionization of the atmosphere and the moods of people. Now if we could just surround him with a favorable ionization when he's in your presence—" his voice trailed off as the far-away "inventing" look came into his eyes.

"What's the normal ionization of the atmosphere?" Carl asked.

"The ionosphere has a positive charge and the earth a negative one. Ordinarily a steady stream of positive ions flows down through the atmosphere to the earth. The current represented by this rain of ions averages about 3.7 microamperes per

NEW G-E VR II

A dramatic new cartridge to bring you new heights in Hi-Fi performance!

New Full-range Reproduction. General Electric's VR II magnetic cartridge makes possible faithful reproduction in the frequency range from 20 through 20,000 cycles.

New 4-Gram Tracking Force. Lateral compliance of the VR II has been extended to 1.7×10^{-6} cm per dyne, permitting a tracking force of only 4 grams to minimize record and stylus wear.

Instant CLIP-IN-TIP Stylus. Stylus replacements can be made at home without removing cartridge from tone arm. No need to discard an entire assembly when only one tip is worn.

New Electrostatic Shielding. Prevents pick-up of electrostatic in-

terferences and hum; also grounds stylus assembly, preventing build-up of electrostatic charges from the record surface.

New Lightweight Construction. Microscopic precision and strong, lightweight construction of General Electric's new VR II assures your continued pleasure and satisfaction.

Hear the difference! Ask for a demonstration at your dealer's.

For further information write to:
Specialty Electronic Components Dept.
Section E1-53
West Genesee Street, Auburn, New York

In Canada:
Canadian General Electric Company
189 Dufferin Street, Toronto 3, Canada




GENERAL  ELECTRIC

Always say you saw it in—POPULAR ELECTRONICS

LAFAYETTE'S

Exclusive High-Fidelity Values

LAFAYETTE MASTER AUDIO CONTROL CENTER with BINAURAL CHANNEL AND DUAL VOLUME CONTROL.




- Self-Powered • DC On All Filaments
- 24 Positions of Equalization
- Tape Head Input, High Impedance
- Dual Cathode Follower Output Stages

KT-300
39.50
IN KIT
FORM

This is not only the finest hi-fi preamp characterized by un-matched features, but it has been functionally designed to keep pace with the conversion of your present hi-fi system to binaural (Stereophonic) sound. Incorporates an extra channel and dual volume control for binaural reproduction. Features include DC on all tube filaments, negative feedback in every stage, dual cathode follower output stages and latest printed circuit construction. Less than 0.09% IM distortion and less than 0.07 harmonic distortion at 1V. Hum and noise level better than 80 db below 3V. Uniformly flat frequency response over entire audible spectrum. 7 inputs for every type of phono, tuner or tape. Tasteful styling, brilliantly executed. Size 12 3/4" x 9 1/2" x 3 3/4". Shpg. wt., 10 1/2 lbs.

KT-300—Lafayette Master Audio Control Kit Complete with cage and detailed assembly instructions. Net **39.50**

LT-30—Same as above completely wired and tested with cage and instruction manual. Net **59.50**



- Conservatively Rated At 70 Watts
- Metered Balance And Bias Adjust Controls
- Inverse Feedback • Variable Damping
- Available In Kit And Wired Form

KT-400
69.50
IN KIT
FORM

DELUXE 70 WATT BASIC AMPLIFIER

Here's ultra-stability in a 70 watt basic power amplifier employing highest quality components conservatively rated to insure performance and long life. Features matched pair KT 88's and wire range linear Chicago output transformer, variable damping control, meter for bias and balance and chrome plated chassis. Frequency response 10-100,000 cps \pm 1db. Hum and noise 90db below full output. IM distortion less than 1 1/2% at 70 watts, less than 0.3% below 30 watts. Harmonic distortion less than 2% at 70 watts from 20 to 20,000 cps \pm 1db. Output impedance 4, 8 and 16 ohms. Handsome decorative cage perforated for proper ventilation. Size 14 1/2" x 10 x 7 3/8" including cage and knobs. Shpg. wt., 40 lbs.

KT-400—Lafayette 70 watt Deluxe Basic Amplifier Kit complete with cage and detailed assembly instructions. Net **69.50**

LA-70—Same as above completely wired and tested with cage and instruction manual. Net **94.50**

NEW! Lafayette DELUXE HI-FI FM TUNER COMPLETELY WIRED AND TESTED.

Lafayette engineers bring to the discriminating music lovers who confine their broadcast listening to FM (the true hi-fi spectrum), a tuner giving the utmost possible value in performance and quality. Features Armstrong circuit with Foster-Seeley discriminator, 3-gang condenser with tuned RF stage, 4 IF stages (including dual limiters), AFC and AFC defeat, temperature compensated circuitry, and has 9 tubes plus selenium rectifier. Sensitivity 3-5 μ v for 20-30db. Distortion less than 1%. Frequency response 20-20,000 cycles \pm 0.5db. Cathode follower and high impedance outputs. Meets FCC requirements for radiation. Low modern lines, attractively finished in brushed gold-brass and maroon, for shelf or table top use. Completely self powered and wired, ready for operation. Size: 14" W x 7" D x 4 1/4". Complete with cover. Shpg. wt., 13 lbs.

LT-60—FM tuner Net **49.95**



- Armstrong Circuit with Dual Limiters
- Temperature Compensated and AFC
- 9 Tubes Plus Selenium Rectifier
- Custom Styled

LT-60
49.95
WIRED FM
TUNER

TRANSCRIPTION MANUAL PLAYER



PK-160
with
TONE ARM
and **TWO**
PLUG-IN
HEADS

- MAGNETIC BRAKE FOR FINE ADJUSTMENT OF EACH SPEED
- 4-POLE, HEAVY DUTY TRANSCRIPTION-TYPE MOTOR
- STYLUS WEIGHT ADJUSTMENT SCREW ON TONE ARM
- ACCOMMODATES ALL POPULAR CARTRIDGES

All the important features of professional transcription players have been incorporated in this precision turntable. Extremely smooth and quiet heavy duty 4-pole motor plays 78, 45 and 33 1/3 RPM records. Exclusive magnetic brake, controlled by knob on base plate, permits instantaneous fine adjustment of each speed. Stroboscopic disc included checks speeds. Speed selector safety switch protects mechanism by making it necessary to pass through OFF position when switching from one speed to another. 10" weighted turntable has rubber traction mat. Mounting plate has pickup rest and ON-OFF switch. Size: 12-15/16" left to right. 10 7/8" front to rear. Requires 2 3/4" clearance below motor board and 3" above. With AC line cord, 2 plug-in heads, output cable, 45 RPM adapter. For 105-120V., 60 cycles AC. Shpg. wt., 12 lbs. (NOTE: For protection in shipping, tone arm is separate. Just fasten to mounting plate.)

PK-160—Less cartridge and base. Net **25.95**

PK-164—Same as above except equipped with new genuine GE VRII Triple Play Magnetic Cartridge with diamond-sapphire cartridge. Net **37.50**

PK-162—Wood base for PK-160. Shpg. wt., 5 lbs. Net **3.95**

PK-163—Unfinished mounting board only. Shpg. wt., 1 lb. Net **.95**

Lafayette Radio

165-08 Liberty Ave.
JAMAICA 33, N. Y.

100 SIXTH AVE. NEW YORK, N. Y.

PLAINFIELD, N. J., 139 W. Second St. BOSTON 10, MASS., 110 Federal St.
BRONX 58, N. Y., 542 E. Fordham Rd. NEWARK 2, N. J., 24 Central Ave.

Include postage with order.

FREE!
LAFAYETTE
CATALOG



NEW 180 PAGE ELECTRONIC CATALOG FEATURING THE BEST BUYS IN THE BUSINESS

The newest and largest assortment of Electronic, Radio and TV parts, Hi-Fi and Public Address Components and systems, Test Equipment, tubes, Transistor Kits and miniature components for transistor circuitry, Ham Equipment, Builders Kits, Tools, Books, Microscopes, Binoculars, Telescopes, Cameras, and Drafting Equipment—**ALL AT LOWEST PRICES**—Catering to the economy minded dealer, serviceman, engineer, technician, experimenter and hobbyist. **CRAMMED FULL OF MONEY SAVING BUYS. SEND FOR YOUR FREE COPY TODAY.**

LAFAYETTE 6 TRANSISTOR SUPERHET RECEIVER KIT GIVES SUPERB PERFORMANCE . . . INCOMPARABLE VALUE



ONLY 29.95

Less case and battery

- 100% SUBMINIATURE PARTS—NO COMPROMISES!
- LABORATORY DESIGNED—SENSITIVE, SELECTIVE, STABLE!
- CLASS B PUSH-PULL AMPLIFICATION—PLENTY OF POWER!

Lafayette is proud to present its 6 Transistor Superhet Receiver Kit KT-119. This kit represents the optimum in sensitivity, selectivity and stability. You'll be amazed at its superior commercial quality! You'll be elated with its surprising performance! The circuit uses 3 high frequency RF Transistors, 3 dependable audio Transistors and Crystal Diode and features a specially matched set of 3 I.F.'s, Oscillator, High-Q Loop, Class B Push-Pull Audio Amplification, and Transformer Coupling in audio and output stages. Special care has been taken in the design for exact impedance matching throughout to effect maximum transfer of power. Has efficient 2 3/4" speaker, and earphone jack for private listening. Complete with all parts, transistors, pre-punched chassis, battery and easy-to-follow step-by-step instructions. 6" x 3 1/2" x 1 1/2". Shpg. wt., 3 lbs.

KT-119—Complete Kit—Less Case and Battery	Net 29.95
MS-339—Sturdy, attractive brown leather case with carrying strap for KT-119 Shpg. wt., 1 lb.	Net 2.95
MS-279—Sensitive matching earphone.....	Net 2.39

3 TRANSISTOR SUPERHET POCKET RADIO KIT



- A TRUE POCKET SUPERHET RECEIVER—NO EXTERNAL ANTENNA!
- NO EXTERNAL GROUND!

A remarkable sensitive, super-selective pocket superhet receiver with astonishing performance over the complete broadcast band. Uses 2 high-frequency and one audio transistor plus efficient diode detector and features 2 specially matched IF transformers for maximum power transfer. The components are housed in a professional looking beige plastic case. Sensitivity enhanced by attractive maroon and silver ferrite antenna eliminates need for external antenna. A designer's dream in a true pocket superhet receiver! Complete with all parts, transistors battery, case, dial and easy to follow step-by-step instructions. 4 1/4" x 2 3/4" x 1-1/16". Shpg. wt., 1 lb.

KT-116—Complete Kit, less earphone.....	Net 16.95
MS-260—Super Power Dynamic Earphone.....	Net 3.95

LAFAYETTE SIGNAL GENERATOR

COMPLETELY WIRED AND TESTED! ACCURACY AND QUALITY GUARANTEED!

22.50

- FREQUENCY 130KC to 260MC!
- 120KC to 120MC ON FUNDAMENTALS!
- 30 DAY TRIAL PERIOD! FULL REFUND IF YOU ARE NOT SATISFIED FOR ANY REASON

Completely wired and tested instrument. Do not confuse with kits sold in the same price range. Has the quality and accuracy of instruments selling for 3 to 4 times as much. Six overlapping ranges—120KC to 320KC, 320KC to 1000KC, 1MC to 3.2MC, 3.2MC to 11MC, 11MC to 38MC, 37MC to 130MC—all on fundamentals—calibrated harmonics from 120MC to 260MC. Switch between internal modulation at 400 cps or any external source at other frequencies. 400 cps signal can be used separately. Outputs are unmodulated RF, modulated RF and 400 cps audio. RF output is in excess of 100,000 micro volts. Jacks are provided for high or low RF output.

Highly stable special circuit design. Fine adjust RF control. AF output 2-3 volts, input 4 volts, across 1 megohm. 5 inch etched dial plate—protected by clear plastic bezel. Common AF terminals for EXT-MOD input and INT-AF output eliminates need for special connectors. Gray metal case—carrying handle—complete with leads, line cord and plug. For 105-125V. 50-60 cycle A.C. Shpg. wt., 8 lbs.

LSG-10—Signal Generator	22.50
-------------------------	-------

NEW "DYNA-SLIM" MICROPHONE

- HIGH IMPEDANCE — 50,000 OHMS
- ON-OFF SWITCH
- "QUICK-SLIP" ADAPTER



New dynamic, high output microphone with all the features of "miles" costing 3 times Lafayette's price! Output level—55 db. Smooth response from 60 to 10,000 cycles. Omnidirectional head. External on-off switch. Slips on or off stand adapter in a wink. Standard 1/4" — 27 adapter permits tilting mike for multi-angle use. Soften black and chrome finish. Complete with detachable cable and connector. 8" long. 1 1/2" max. dia. tapered panel. Shpg. wt., 2 lbs. Imported. PA-43 Net 6.95

20,000 OHM PER VOLT MULTITESTER SEMI KIT

- 20,000 OHMS PER VOLT DC—5,000 OHMS PER VOLT AC
- 40 MICROAMPERE 3" D'ARSONVAL METER MOVEMENT
- HIGH INPUT RESISTANCE ON ALL DC AND AC RANGES



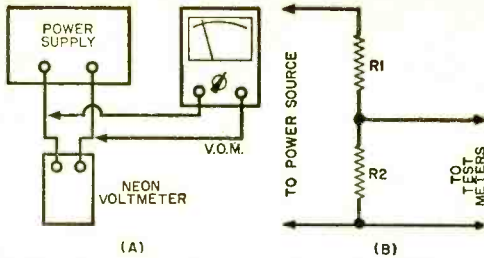
A new kind of kit—the difficult work is already done—you wire in only a few multipliers and mount the battery holder to complete the unit. A fine high sensitivity (20,000 ohms per volt DC — 5000 ohms per volt AC) instrument employing a 3" 40 microamp movement. Has 4 DC voltage, 4 AC voltage, 2 DC current, 3 resistance and 2 db ranges. Complete with test leads and detailed instructions. Size 3 3/4" x 4 3/4" x 1 1/2". Shpg. wt., 3 lbs. TK-20—Kit

Lafayette Radio P. O. BOX 511
DEPT 1A JAMAICA 31, N. Y.

NAME -----
ADDRESS -----
CITY -----
ZONE ----- STATE -----

CUT OUT AND MAIL TODAY!





(A) Voltmeter calibration procedure using (A) variable power supply and (B) a voltage divider.

ment serves as an output meter, except that connections are made to the "COM." and "AC" terminals. Both electrodes light on a.c.

Audio Generator Kit

(Continued from page 77)

6CL6 cathode follower buffer, a 6CL6 cathode follower output, and a 5Y3 rectifier—the Knight audio generator is designed for operation from a standard 50-60 cycle, 117-volt a.c. line. Only 8½"x11"x7½" overall, it weighs approximately 15-16 pounds. With its sturdy metal case, small size, and comparatively light weight, it is suitable for field as well as laboratory applications.

After the kit has been carefully unpacked and checked for missing or damaged parts, basic hardware and larger components are mounted, using machine screws and hex nuts.

The assembly steps, as outlined in the easy-to-understand instruction manual, are broken down into convenient stages. This makes the job easier if you like an occasional coffee break. The stages are: mounting the parts on the chassis; mounting the front panel; installing the a.c. wiring; and building and mounting the tuning capacitor assembly. The range or band switch is assembled separately and installed after most of the circuit wiring is complete.

With the wiring completed and double-checked for possible errors or accidental shorts, the tubes are installed and the instrument turned on. After adequate warm-up time (at least 15 minutes), two adjustments are made—one to set the output level and one to establish proper frequency calibration. A VTVM or high-impedance multimeter may be used for both of these adjustments, but an oscilloscope (if available) is preferred for the final frequency adjustment.

Special Features. Both continuously variable output level and step-type voltage attenuation output controls are provided,

FEATURING FAMOUS FACTORY

TUBES

- INDIVIDUALLY BOXED!
- GUARANTEED ONE YEAR!
- FACTORY BOXED
- FACTORY IRREGULARS
- NEW JAN SURPLUS
- EQUIPMENT TUBES

ALWAYS 1000 TYPES IN STOCK

EXPORT ORDERS MANUFACTURERS INVITED

Below Is A Partial List—Send For FREE Complete List and Order Form

02A	.42	5A8B	.79	6BE6	.45	6U5	.54	12L6	.39
1A7GT	.42	5A95	.79	6BF5	.39	6US	.79	12L6	.59
183GT	.66	5A95	.49	6BG6G	1.17	6V3	.79	12SA7	.47
1C5GT	.40	5A78	.79	6BM6	.50	6V6GT	.45	12SGT	.54
1C7G	.25	5J6	.59	6B16	.45	6VAGT	.39	12T17	.44
1D5CP	.42	5Y8	.79	6BK5	.67	6WG6T	.52	12K7	.57
1H4G	.45	5U4G	.48	6BK7	.75	6X4	.38	12SL7GT	.49
1J6GT	.46	5V4G	.57	6BN6	.57	6X8	.74	12Q7	.39
1L4	.45	5V6GT	.49	6BQ7GT	.79	7A4	.46	12V6GT	.44
1L6	.54	5X8	.79	6C4	.36	7A5	.52	12W6	.59
1LA4	.55	5Y3	.38	6BY5G	.57	7A6	.44	12X4	.36
1LA6	.46	5Y4G	.42	6BZ7	.75	7A7	.44	14A7	.44
1LB4	.58	5Z3	.44	6C4	.36	7A8	.44	14B4	.44
1LC5	.48	6A7	.56	6CB6	.50	7A8	.69	14Q7	.44
1LC6	.46	6A8	.46	6CD6G	1.17	7B4	.43	19T8	.69
1LNS	.56	6A8A	.44	6C6U	.79	7B5	.40	19BGGG	1.17
1LE3	.56	6AC7	.66	6D6	.47	7B6	.41	25RQ6GT	.84
1LH4	.63	6AF4	.75	6E5	.43	7B7	.42	25CA5	.79
1LN5	.47	6A9B	.45	6E7	.36	7B8	.46	25CD6	1.29
1NS5GT	.49	6A9T	.68	6F6	.47	7C4	.40	25C6	.59
1R5	.50	6AH4GT	.69	6H6	.37	7C5	.41	25L6GT	.46
1S5	.45	6AH6	.70	6J4	1.59	7C6	.42	25W4GT	.42
1T4	.50	6A95	.53	6J5	.38	7C7	.44	25Z6	.36
1U4	.46	6AL5	.41	6J6	.48	7E5	.44	27	.24
1U5	.45	6AM8	.79	6K6GT	.38	7E6	.44	35B5	.47
1V2	.70	6A8	.79	6K7	.38	7E7	.48	35C5	.47
1X2	.66	6AQS	.45	6L6	.67	7F7	.58	35LGT	.46
2A3	.49	6A55	.47	6N7	.59	7F8	.65	35W4	.38
2B7	.54	6A57G	2.2	6P7	.39	7G7	.74	35Y4	.38
2D21	.95	6AT6	.38	6S4	.39	7N7	.57	35Z3	.40
3A4	.50	6AT8	.79	6SBGT	.70	7Q7	.58	35Z5GT	.38
3A5	.52	6AU5GT	.60	6S7	.47	7X7	.47	47	.47
3AL5	.52	6AU5GT	.60	6S7B7	.75	7Y4	.34	50A5	.47
3AU6	.52	6AU6	.42	6SCT	.47	7Z4	.39	50D5	.47
3B26	.57	6A28	.89	6S7	.57	12A4	.42	117LGT	1.25
3BC5	.57	6AV5GT	.64	6SH7	.42	12A6	.40	50L6GT	.44
3BN6	.57	6AV6	.38	6S7J	.42	12A85	.59	80	.39
6CB6	.57	6A9B	.45	6SK7	.49	12AQ5	.40	84/6Z4	.45
6C86	.55	6AX4GT	.65	6SL7GT	.53	12AT6	.40	117LGT	1.25
6Q4	.55	6AX5GT	.56	6SN7GT	.56	12AT7	.65	117HGT	1.25
3Q5GT	.46	6BA6	.46	6SOT	.46	12AUG	.42	117P7GT	1.25
3S4	.55	6BC5	.49	6S57	.40	12AU7	.58	117Z3	.38
4BQ7	.75	6BC8	.89	6T4	.95	12AV6	.41	117Z6GT	.61
4BZ7	.75	6BD5GT	.52	6T8	.67	12AV7	.66		

Remember—You Buy Quality When You Buy Standard. Quality Never Shouts—It Always Whispers. Used Tubes. Electrically Perfect Factory Seconds. Brand New Factory Seconds and New and Used Jan Surplus Tubes.

FREE POSTAGE! On All Orders Shipped In U.S.A., Territories and A.P.O.'s. Send 25¢ for handling on orders under \$5.00. Please send approx. postage on Canadian and foreign orders. Excess will be refunded.

STANDARD LINE


ELECTRIC COMPANY

432 HARRISON AVENUE, HARRISON, N. J. Phone: HUmboldt 4-4997

AT LAST!

RADIO-TV and ELECTRONICS TRAINING

.... AT A PRICE YOU CAN AFFORD!



***21 INCH**
Receiver Kit included

Yes, this great course costs far less than any training of its kind given by other major schools! Radio-Television Training School will train you for a good job in Television or Industrial Electronics — **AT HOME IN YOUR SPARE TIME.**

Think of it — a complete training program including over 120 lessons, Eleven Big Radio-Television Kits, Complete Color-TV Instruction, Unlimited Consultation Service . . . **ALL at a really big saving to you.** How can we do this? Write to us today . . . and find out!


And what's more — you can (if you wish) **OPEN YOUR OWN RTS-APPROVED AND FINANCED RADIO-TV SERVICE SHOP**

We Want 100 More Shops for 1957

This 35 year old training organization — called RTS, that's Radio-Television Training School — wants to establish a string of Radio-TV Repair Shops in principal cities throughout the U. S. So far, 36 such shops are **NOW IN BUSINESS AND PROSPERING.** We are signing contracts with ambitious men to become future owners and operators of these shops in all areas.

COMPLETE COLOR INSTRUCTION INCLUDED

you build all these units



*tubes excluded

FOR UNSKILLED INEXPERIENCED MEN ONLY — WE TRAIN YOU OUR WAY!

We must insist that the men we sign up be trained in Radio-TV Repair, Merchandising and Sales by our training methods—because **WE KNOW** the requirements of the industry. Therefore, we will **TRAIN YOU . . .** we will show you how to earn **EXTRA CASH**, during the first month or two of your training period. **YOU KEEP YOUR PRESENT JOB. TRAINING TAKES PLACE IN YOUR OWN HOME, IN YOUR SPARE TIME!**

RADIO-TELEVISION TRAINING SCHOOL

5100 S. VERMONT AVENUE
LOS ANGELES 37, CALIFORNIA

Est. 1922



ACT NOW!

Get your free book on the **FAMOUS RTS BUSINESS PLAN** find out how you can open **A REPAIR SHOP OF YOUR OWN**

We supply and finance your equipment

When you are ready and qualified to operate one of our RTS-Approved TV Repair Shops **WE WILL SUPPLY AND FINANCE EVERY BIT OF EQUIPMENT YOU NEED TO GET STARTED** plus an inventory of parts and supplies. In other words we will stake you . . . **AN OFFER NEVER MADE BEFORE BY ANY TRAINING ORGANIZATION.** Under the RTS Business Plan you receive:

1. An electric sign for the shop front.
2. Complete laboratory of test equipment.
3. Letterheads, calling cards, repair tickets, etc.
4. Basic inventory of tubes, parts, supplies.
5. Complete advertising and promotional material.
6. Plans for shop arrangement.
7. Instructions on how to go into business.
8. Continuous consultation and help.
9. The right to use RTS Seal of Approval, and the RTS Credo.
10. The right to use the Famous Trade Mark.



RTS' Membership in The Association of Home Study Schools is your assurance of Reliability, Integrity, and Quality of Training.

ALL THESE FREE!



CUT OUT AND MAIL — TODAY!

RADIO-TELEVISION TRAINING SCHOOL

5100 S. Vermont Avenue, Dept. PE 18,
Los Angeles 37, California

SEND ME FREE — all of these big opportunity books — "Good Jobs in TV-Electronics," "A Repair Shop of Your Own" and "Sample Lesson." I am interested in:

- Radio-Television Industrial Electronics (Automation)

Name _____ Age _____

Address _____

City & State _____

300

permitting the signal level to be adjusted smoothly from 0 to 10 volts (r.m.s.) into a 600-ohm load. The output is flat within 1 db over the entire operating range. The output signal is a sine wave, of course, with very little inherent distortion. Harmonic distortion is less than 0.25% from 100 cps to 20 kc., and less than 0.3% over the entire tuning range. When driving a 600-ohm load to maximum output, the distortion is less than 0.5%.

The audio generator includes one feature useful to beginner and advanced worker alike. All resistors are mounted on cardboard strips and identified (*R1, R2, R3*, etc.). You don't have to search through a pile of components to locate a particular resistor.

Circuit-wise, the audio generator features the NBS-developed Sulzer bridged-T RC audio oscillator circuit, an arrangement noted for its stability, low distortion, and constant output. In addition, the use of cascaded cathode-follower stages permits a high degree of isolation between load and oscillator, insuring consistent performance with varying loads.

Comment. Your reviewer had no trouble assembling and checking out the test model. No errors in the instructions were noted, and all components mounted without

"fitting" difficulties. The completed instrument operated when first plugged in.

Assembly time will vary with the individual worker, of course, but you can plan on spending a couple of evenings on assembly and wiring—or a single day on a weekend. It is somewhat easier to assemble than the average hi-fi preamplifier.

It's a good idea to recheck the adjustments at periodic intervals—say every two to four months of operation. Tube replacement, aging, or other factors might make small readjustments necessary if peak performance is to be maintained.

-30-

Transistor Topics

(Continued from page 72)

station, readjust *L1*'s core until the signal is picked up at a "dead" point on the receiver's dial.

The maximum transmitting range will vary with the sensitivity of your receiver and the length of antenna used but, in general, will fall somewhere between 15 and 20 feet.

Power Tetrode Transistor. In past columns we have discussed both high-frequency *tetrode* transistors and "high power" triode transistors. Now, Minneap-

This handsome Car-Trailer-Boat Combination Can Be Yours—FREE!



Worth more than \$2,000, this complete rig can be yours free! Simply drop by the POPULAR BOATING booth at either the New York or Chicago National Boat Shows, fill out a ticket and enter the free drawing. This stunning car-trailer-boat combination will be given away by POPULAR BOATING at each show!

1. A brand new BMW ISETTA "300"—Europe's car sensation
2. A brand new 12½' "Tech" Sailing Dinghy, safe, easy-to-handle
3. A brand new Master Craft boat trailer, solid and reliable

Drive home from the Boat Show with a rig that will add countless hours of boating enjoyment to your life. Be sure to visit:

- ★ POPULAR BOATING Booth
National Motor Boat Show
Coliseum
New York, New York
January 17-26
- ★ POPULAR BOATING Booth
Chicago National Boat Show
International Amphitheatre
Chicago, Illinois
February 7-16



ZIFF-DAVIS PUBLISHING COMPANY, 366 Madison Ave., New York 17, N.Y.

GIANT EXPANSION SALE!

OUR LARGER QUARTERS ALLOW US TO BRING YOU THE ADVANTAGES OF TRUE VOLUME BUYING! TONS OF RADIO PARTS BOUGHT FOR THIS SALE! NOWHERE ELSE CAN YOU GET SO MUCH VALUE FOR YOUR DOLLAR!

FAMOUS DOLLARBUYS!

70 COILS & CHOKES. Rf, IF, ANT., Large variety, incl. slug-tuned. Wt. 2 lbs. Reg. \$15.

3 LBS. HARDWARE. Reg. \$8. Approx. 2000 pcs. ass'd. screws, brackets, etc.

40 MOLDED CONDENSERS. Black Beauties, porcelain, etc. Reg. \$8. .0001 to .1 mf to 1000 V. Oils incl. Wt. 1 lb.

40 PRINTED CIRCUIT PARTS. Diodes; carbon, precision resistors; chokes; molded, ceramic cond.; boards. Reg. \$15.

150 RESISTORS! 1/4, 1 W. 40 values; 5 ohms to 10 megohms. 5%, too. Reg. \$15.

2 TRANSISTOR TRANSFORMERS. UTC "oncuer" type. Reg. \$10. Interstage; 1 x 3/4 x 3/4". Imp. ratios unknown. Color-coded leads.

WORLD'S SMALLEST RADIO KIT. 2 1/2 x 1 1/2 x 3/4" w/permeability tuner, diode, all parts, directions. Reg. \$3.50.

SEVEN 25-K. ROLLS WIRE. Reg. \$3.75. Ass'd. colors, air-drying insulation. #18 to 24. Wt. 2 lbs.

80 CARBON RESISTORS. Insulated; IRC, A-B, etc. Many 1/4 & 5%. 1/2, 1 w. 10 ohms to 10 megohms. 30 values. Reg. \$15.

2 SUB-MINI SOLENOIDS. 1 x 3/4 x 3/4". Change elec. energy to mech. 12 VDC @ 300 ma. actuates plunger. Wt. 2 oz. Reg. \$5.

70 TUBULAR CONDENSERS. Reg. \$12. Paper, molded, oil. .0002 to .25 mf to 2000V. Wt. 2 lbs.

40 TUBE SOCKETS. Reg. \$8. 4 to 14 prong. Bakelite, ceramic, mica Shield types, too! Wt. 2 lbs.

40 SUB-MINI RESISTORS. Only 1 1/4" long. 20 values; 15 ohms to 10 megohms. Color-coded. Reg. \$8.

4 OUTPUT TRANSFORMERS. 50L6, 6X4, 6V6, 50B4 to 3-4 ohm v.c. Wt. 1 lb. Reg. \$3.50.

8-PC. NUTDRIVER SET. Plastic handle, 3/16, 7/32, 1/4, 5/16, 11/32, 3/8, 7/16" steel sockets wrenches in plastic case. Wt. 1 lb. \$3 value.

15-PC TWIST DRILL SET. 1/16 thru 1/4" x 64ths; in graduated plastic holders. Reg. \$4.

40 PRECISION RESISTORS. Carbonfilm, Wilkors, etc. 1/2 to 1 W. ass'd. Wt. 1/2 lb. Reg. \$18.

100 RADIO PARTS—surprise assortment. Reg. value over \$15! Wt. 3 lbs.

80 TERMINAL STRIPS & BOARDS. wide variety solder lug, binding, etc. Wt. 1 lb.

30 DISC CONDENSERS. Transistor & printed circuit types. Reg. \$8.

50 PLUGS & RECEPTACLES. Audio, power, chassis, panel & apkr. types. Wt. 2 lbs.

80 MICA CONDENSERS. Silver. 5% incl. 30 values; .00001 to .01 mf. To 1000V. Wt. 1 lb. Reg. \$5.

40 POWER RESISTORS. WW, candolum, vitreous, sand-coated. 15 values; 5 to 50W; 35 to 1000 ohms. Wt. 2 lbs.

15 VOLUME CONTROLS. Reg. \$10. Single & duals to 1 meg. Wt. 1 lb.

10 "POLY" BOXES. Clear plastic, hinged, w/snap locks. Ass'd. sizes. Reg. \$2.50.

60 ASSORTED KNOBS. Bakelite, plastic; including set-screw types. Wt. 2 lbs. Reg. \$9.

10 ELECTROLYTICS. Ass'd. can, tubular types to 500 mf. Wt. 3 lbs. Reg. \$14.

20 ROTARY SWITCHES. Ass'd. gangs, insulation, contacts. Wide variety! Reg. \$18. Wt. 3 lbs.

100 CERAMIC CONDENSERS. color-coded. Ass'd. types, including discs. Reg. \$15.

3 VARI-LOOPSTICKS, adjustable. Transistor circuits, 560-1500 Kcs.

6 FERRI-LOOPSTICK CORES. Ass'd. flat & tubular, 5 to 7" long. Hi-Q. Wt. 1 1/2 lbs.

2 WORLD'S SMALLEST VARIABLES. Scoop! 10-363. 1 1/2" sq. w/1/8" shafts.

1 MINI-METER. 1 1/4", round. 0 to 8 amps. AC. Chromed. For model railroads, power supplies, mobile. Reg. \$3.

75-PC. RESISTOR SPECIAL! All types, ass'd., power, carbon, transistor, precision. 30 values—worth \$15. Wt. 1 lb.

65-PC. CONDENSER SPECIAL! All types, ass'd.; molded, oil, ceramic, paper, mica, variable, discs. Reg. \$15. Wt. 2 lbs.

\$5 P-N-P TRANSISTOR. Famous make, hermetically sealed.

DIODE KIT #1—Silicon, 6 ass'd. pop. types. Some worth \$15.

DIODE KIT #2—Germanium, crystal. 6 ass'd. Glass & hermet. sealed. Reg. \$8.

DIODE KIT #3—Silicon, germanium, crystal, ass'd. Reg. \$12.

APPLIANCE MOTOR. 3000 rpm. 115 vac. For cooling, hobby, hundreds other uses. Reg. \$4.

HEAVY-DUTY POWER TRANSFORMER. 115 vac to 300-0-300 @ 250 mls. 5V @ 3A, 6.3 @ 6A. Encased, w/color-coded leads. Wt. 17 lbs. Reg. \$15.

5,000 OHM CONTROL RELAY. Allied Control 4FDT; 15 ma. Reg. \$8.


40 MINI CONDENSERS. Wide assortment of pop. values; by leading mfrs. Reg. \$8.

G-E PRE-AMP KIT. For magnetic cartridges. Chassis, all parts, diagram. Len 68C7 tube (\$8e extra). Wt. 1 lb. Reg. \$4.50.

FREE! YOUR CHOICE OF ANY \$1 ITEM WITH EVERY \$10 ORDER!

Regency ALL TRANSISTOR VEST POCKET RADIO

COMPLETELY WIRED! ONLY **\$14.95**



Imagine! Cigarette-egg-sized (3 x 2 x 1") transistor radio fits into shirt pocket! Spectacularly engineered by famous Regency designers; uses reflex circuitry, with RF, DET., AMP. stages. No external ground, antenna or hanging wires. Amazing sensitivity, selectivity, volume. Plays anywhere! Tunes 540 to 1500 kcs. Sensitive hearing-aid phone; 1000-hour batteries. Ready to play! GUARANTEED SATISFACTION.

THREE-TUBE AC/DC AMPLIFIER

Fully wired, reg. \$5. Sep. vol., tone controls. Lowest price **\$2.99** 3 lbs. \$1.91 extra.

3-SPEED PICKUP

With turnover cartridge, 2 amp-higher needles. High output, Hi-FI type. Reg. \$8. Only **\$2.99**

SOLDERING GUN

Scoop! Lightweight, controlled heat for transistor & printed circuit work. **\$4.99**

12" HI-FI PM SPEAKER

50 to 10,000 cps. Use with tweeter as nifty coax. 3-4 ohm v.c. . . . Only **\$4.44**

ANY SIZE ORDER ENROLLS YOU IN OUR UNIQUE "CREDIT BONUS" PLAN TO EARN FREE KITS!

HEARING-AID PHONES with cords

Crystal **\$1.39**
Dynamic (5,000 ohm) 1.69

POCKET MULTI-TESTER

3 1/2 x 2 x 1 1/2" bakelite case. 100 ohms/V. Zero adj. 0/15/150/1000 AC & DC V; 0/150 ma; 0/100,000 ohms. w/test leads and battery. In orig. pack. \$13 value! **\$6.99**



HI-FI TWEETER

Metal-cased, cone. Freq. response, 3,000 to 16,000 cps. Max. rating, 20 W. 2 3/4 x 2 1/2" w/fat surface mtr. bracket. Elsewhere \$5.95 to \$12. Two types: 8 ohm or 16 ohm imp. each **\$3.99**

CROSSOVER NETWORK

Crossover freq. 2500 to 3500 cps. For 8 & 16 ohm v.c. to match above tweeter. **\$6.99** Reg. \$14. only



"SLIM JIM" CRYSTAL MIKE

60 to 10,000 cps. Sleek, lightw. aluminum; 4 3/4 x 1 1/4" dia. ON-OFF sw., cable, conn. Ship. wt. 2 lbs. Reg. **\$4.88** 14.95

FREE! 12-PAGE 1958 BAR-GAIN CATALOG

SUPER-SENSITIVE RELAY

Needs only 100-500 microamps. 0.5 VDC. Adj. SPDT contacts, 4000 ohm coil. Reg. **\$2.98** \$10 only

25 NEON ULBS

Type NE2. Less than half-price! Hundred of uses in radio and hobby circuitry. **\$1.00** 25 for

HOW ORDER BY "BLACK TYPE" HEADLINES, i.e., "One 3-Tube AC/DC AMPLIFIER, \$2.99 TO ORDER Send check or MO including sufficient postage; excess returned. C.O.D. orders, 25% down. Rated, net 30 days. (Canada postage, 45¢ 1st lb., 28¢ ea. add. lb.) EXPORT ORDERS INVITED.


LEKTRON

ABOVE "DOLLARBUYS" ONLY \$1 EACH!

131-133 EVERETT AVE.

CHELSEA 50, MASS.

Interesting, Pictorial FREE BOOKLET



to help you decide on your career in **ELECTRONICS RADIO-TV COMPUTERS**

Here is a graphic story about preparing for your career as an engineer or engineering technician in electronics, radio, television, computers, etc. Booklet tells about:

- Wide variety of job opportunities
- Courses offered, degrees you can earn
- Pictures of the Milwaukee School of Engineering and its facilities
- Recreation and fraternities
- Scholarships; part-time work

—plus other interesting and informative facts to help you make a sound decision on your career. MS-90

Milwaukee School of Engineering
— dedicated to serving young men and industry

SEND COUPON TODAY!

Milwaukee School of Engineering
Dept. PE-158, 1025 N. Milwaukee St., Milwaukee, Wis.

Please send me free new booklet
"Prepare for Your Career in Engineering"

I'm interested in _____ (name of course)

Name _____ Age _____

Address _____

City _____ Zone _____ State _____

I am I am not eligible for veterans educational benefits. (discharge date) _____

olis-Honeywell (Semiconductor Products Division, 2753 Fourth Ave., Minneapolis 8, Minn.) has announced the pilot production of a *power tetrode* transistor. We'll try to keep you informed on its progress as time goes on.

Compared to power triodes, this new transistor, Type No. H200E, offers the advantages of lower distortion, higher efficiency, better stability, and improved frequency response—about 50% better than triodes. Potential applications include special control circuits, servo amplifiers, and—of special interest to POP'ronics readers—hi-fi audio amplifiers.

A typical circuit for this new transistor is shown in Fig. 3. Parts values are omitted since these will depend on the final characteristics of the transistors, on the operating voltages used, and on the type of operation desired. However, the bias voltages and load arrangements are similar to those for a corresponding triode transistor, except for the connections to the second base (B_2), which is operated with a *reverse* bias, as with low-power tetrodes.

Product News. Quite a number of price cuts have been announced in recent months. Motorola introduced a 15% across-the-board reduction in the prices of their auto radio power transistors. Philco Micro-Alloy transistors have come down 33%. And G.E.'s high-frequency tetrodes have been cut in price from 42% to as much as 75% below former prices.

Jim Sweeney, manager of marketing for G.E.'s Semiconductor Division, recently predicted that semiconductor sales would reach one billion dollars annually within the next ten years.

Wireless loudspeakers are being used in a drive-in movie in New Jersey. Each loudspeaker is actually a transistorized receiver, picking up a signal sent out by a low-power transmitter, modulated by the audio signal from the picture's sound-track.

A new transistor manufacturer is now in production in the United States—Industro Transistor Corp., 649 Broadway, New York 12, N. Y. They have a valuable Transistor Specifications & Interchangeability Guide available. Ask them for a copy if you would like to have one.

Transistor circuit booklets can be obtained either free or at nominal cost (usually 25¢ to 50¢) from almost all transistor manufacturers who sell through local and mail order jobber outlets. Check with your favorite parts distributor concerning availability and price. You'll want a "full library" of current booklets.

That's all for now, fellows. See you next month.

Lou

A special **Pre-Publication Offer** to readers of **POPULAR ELECTRONICS**

HiFi

& MUSIC REVIEW

Become a Charter Subscriber to America's newest,
most exciting magazine for high fidelity enthusiasts

This is your invitation to become a **CHARTER SUBSCRIBER** to *HiFi & Music Review*, the most important publishing project in the history of high fidelity!

Five years in the making, this new Ziff-Davis monthly brings you a completely fresh approach to the pleasure-filled world of hi-fi music and sound. For the first time, the vast, dynamic field of high fidelity music is showcased in one magazine — authoritatively, completely, enjoyably.

HiFi & Music Review will take you into its own test laboratory. In simple, down-to-earth language, you will learn what hi-fi equipment really is, how to recognize a truly hi-fi recording, how to select and place a system for the acoustics of your home. In short, you'll learn how to reproduce sound exactly as the recording artist intended it to be heard. Whether you're a beginner in hi-fi or an old hand . . . here at last is the magazine for you — specifically designed for your needs, wants and tastes!

**A Great Parade of Classical and Jazz . . .
. . . Conductors, Composers, Performers**

You'll tour the world of music. Composers and musicians, conductors and arrangers, classicists and jazz buffs discuss their works, their new plans. A panel of experts analyzes the best of the 200 recordings and tapes released each month. You will learn how to build a fine record collection, make your own tapes.

MONEY-BACK GUARANTEE

If, at any time, or for any reason, you are not satisfied with *HiFi & Music Review*, we will immediately send you a 100% refund on the unused part of your subscription.

First Issue: January, 1958.

From jazz groups to string quartets . . . the New York Philharmonic to the big band of Kenton . . . the mood music of Gleason to the etudes of Chopin . . . Brubeck . . . Erroll Garner . . . Mantovani . . . Scarlatti . . . Satchmo . . . Beethoven . . . Stravinsky . . . stereo tape or 33 $\frac{1}{3}$ rpm—whatever in the incredible world of music and sound interests you most — you've sure to find it in *HiFi & Music Review*.

8 Months for only \$2

Because we believe that you are the kind of person who will best appreciate a magazine of this scope and caliber—you are cordially invited to become a **CHARTER SUBSCRIBER** at the special rate of 8 months for only \$2. Upon publication, *HiFi & Music Review* will cost 35¢ a copy, but this special pre-publication offer saves you more than 28% over single-copy costs . . . brings you 8 big issues at only 25¢ each.

HiFi & Music Review will be lavish . . . generously illustrated, printed on the finest glossy paper obtainable. Because of its costly production, it will be published in a limited "collector's item" edition.

If you subscribe right now, you will be certain to receive a first-edition copy of Volume 1, Number 1, and a handsome **CHARTER SUBSCRIPTION CERTIFICATE**, suitable for framing. Again, supplies of first-edition copies will be *limited*, so please fill out and mail the application below *today*.

Charter Subscription Application

HiFi & Music Review, 64 East Lake Street, Chicago 1, Ill.
Please enter my Charter Subscription to *HI FI & MUSIC REVIEW* to start with Vol. 1, No. 1, in January, 1958—at the special rate of 8 months for only \$2. Also send my Charter Subscription Certificate.

Payment Enclosed. Bill me.

Save us billing costs and we'll add an extra issue free—making 9 issues for only \$2!


E18

Name _____

Address _____

City _____ Zone _____ State _____

HAMS! SWL's! Come to "HAM HEADQUARTERS, USA"



to see and hear
the amazing
**NATIONAL
NC-300**
Because at
HARRISON'S
you can get . . .

- ✓ friendly, helpful Service
- ✓ the most satisfactory equipment
- ✓ the easiest payment terms
- ✓ prompt, careful shipment of mailorders to any part of the World.

SEND POSTCARD for literature on any Ham Equipment, picture of the famous

HARRISON TRADE-IN CENTER
and a "How-to-get-here" guide.

- For visiting either of our great stores, you can get a 19" x 20"


WORLD MAP—FREE!

showing true radio direction to any country.

HARRISON

"HAM HEADQUARTERS, USA . . . SINCE 1925"
225 GREENWICH STREET
NEW YORK 7, N. Y. • BARCLAY 7-777
Long Island — 144-24 Hillside Ave., Jamaica


CUT CHASSIS HOLES FAST!



ROUND SQUARE KEY "D"

Smooth, accurate openings made in 1½ minutes
or less with Greenlee Radio Chassis Punch

Quickly make smooth, accurate holes in metal, bakelite, or hard rubber with a GREENLEE Chassis Punch. Easy to operate . . . simply turn with an ordinary wrench. Round, square, key, and "D" types . . . wide range of sizes to make openings for sockets, plugs, controls, meters, terminal strips, transformers, panel lights, etc. Assure perfect fit of parts and professional finish to every job. Write for descriptive literature. Greenlee Tool Co., 2381 Columbia Ave., Rockford, Ill.



GREENLEE
TOOL COMPANY

Short-Wave Report

(Continued from page 64)

The following is a resume of the current reports. If your report doesn't appear, please bear in mind that we receive much more material than we can include in the space allotted to us. All times shown are Eastern Standard and the 24-hour system is employed.

Afghanistan—A rare country finally operating on an audible frequency, Kabul has been noted recently on 18,640 kc. at 1000-1130 with English news at 1030. (100)

Argentina—*Radio Belgrano*, LRY1, Buenos Aires, 9760 kc., can be tuned from 0445 to 2315 and is best around 1930. All Spanish with music, no Eng. noted. (286)

Australia—The "Australian DX'ers Program" can now be heard as follows: to Pacific Isles on Saturdays at 1700 on 17,790 kc.; to Africa on Sundays at 0030 on 21,590 or 21,680 kc.; to British Isles, Europe, and South Pacific on Sundays at 0345 on 11,710 kc.; to Asian listeners on Sundays at 1100 on 11,710, 9580, and 7220 kc.; to Eastern N.A. on Sundays at 0830 and to Western N.A. on Sundays at 1100, both on 11,810 kc. (KB, GW, HZ, 61)

Austria—*Oesterreicher Rundfunk*, Vienna, now carries Eng. on 7245 kc. at 0430-0530 at good level. (11)

Brazil—A new outlet in Brazil has been noted with news at 1900 and seems to give location as Rio de Janeiro. Some sources claim this to be *Radio Guaiba*, 11,785 kc., Porto Alegre. Another new one is on 9730 kc., noted around 2130, and may be *Radio Sociedade Farroupilha*, Porto Alegre. (AN) (Editor's Note: The latter very likely is the new one also reported by CH as unidentified.)

ZYC26, *R. Globo*, Rio de Janeiro, 6035 kc., has been found at 1845-2000 with L.A. music on records, Portuguese anmts, and frequent ID. (61)

ZYW28, *R. Clube de Goiania*, is using 1 kw. on 11,735 kc. Reports for this one go to Rua Dois =5, Caixa Postal 62, Goiania, Estado de Goias, Brazil. (7)

British Guiana—*Radio Demerara*, ZFY, Georgetown, is on 5981 and 3255 kc. with 2000 watts power as follows: Sundays at 0445-2145; Fridays at 0415-2145; Saturdays from 0415 to 2245. (GC)

British Honduras—BHBS, Belize, 3300 kc., is usually very good at 1900-2200 with Eng. and some Spanish. (DR)

Dahomey—*R. Cotonou* has moved from 4868 to 4900 kc. and is heard from 1553 with instrumentals. The ID is in French. S/off is at 1530 weekdays, 1600 Sundays. (166)

Egypt—Cairo, 9795 kc., has been noted in Arabic to 1830, in Portuguese at 1830-1900, in Spanish at 1900-1930 (to South America), in Arabic at 1930-2000 (to N.A.). (44, 61)

The 17,915-kc. outlet is tuned with native music to 0815, Eng. news from 0815, and language at 0830 and again at 1135. Another Eng. period, to Europe, is aired at 1400-1520, with Eng. news being broadcast at 1500. (23, 26, 59, 61, 82, 226)

England—London is now operating on a new frequency of 25,650 kc. at 0445-0900 in

Arabic, 1900-1200 European languages. (100)
Ethiopia—Radio Addis Ababa, 9620 and 15,345 kc., now has English at 0500-0600 and 1315-1900, according to a letter from the station. (JC)

French Equatorial Africa—Brazzaville operates at 1330-1800 on 11,972 kc. in parallel with a new 11,931-kc. station. (100)

French Sudan—Radio Soudan, Bamako, is a new station noted on 4835 kc. from 1554 with variety music. Schedule is 1400-1600 daily (Saturdays and Sundays to 1700). Closing is with playing of "La Marseillaise." (166)

French Togo—Lome is now audible on 5038 kc. from 1600 with news in French, closing at 1629. This may be difficult to log. (166)


Germany—The Voice of Germany, Cologne, has begun a course in German for English listeners on Sundays and Wednesdays at 2330 on 9640 and 11,795 kc. (DK, PM, WR)

Ghana—The Ghana B/C System, Accra, is being heard on 4915 kc. at excellent level from 1615 to 1715/close, dual to 3366 kc. Programs are largely made up of information on the country of Ghana. (208)

Greenland—Radio OZL, Angmagssalik, 7570 kc., operates at 0900-0950 with 2 kw. Other frequencies are 500 and 2500 kc. for c.w. service. The basic task is collecting data from Greenlandic weather stations. (286)

Haiti—4VBS, La Voix de Sud, Cayes, 5750 kc. (new), is strong afternoons and evenings. There is an occasional Eng. ID. 4VGC, R. Liberte, is again on the air on 6135 kc. after being off for several months and is scheduled

Can you think faster than this Machine?



GENIAC® set up to play NIM

Be careful before you answer. GENIAC® the first electrical brain construction kit is equipped to play tic-tac-toe, cipher and eraspher codes, convert from binary to decimal, reason (in syllogisms) as well as add, subtract, multiply and divide. Specific problems in a variety of fields—actuarial, policy claim settlement, physics, etc.—can be set up and solved with the components. Connections are solderless and are completely explained with templates in the manual. This covers 33 circuits and shows how new ones can be designed.

You will find building and using GENIACS a wonderful experience; one kit user wrote us: "this kit has opened up a new world of thinking to me." You actually see how computing, problem solving, and game play (Tic-tac-toe, nim, etc.) can be analyzed with Boolean Algebra and the algebraic solutions transformed directly into circuit diagrams. You create from over 400 specially designed and manufactured components a machine that solves problems faster than you can express them.

GENIACS PLAY NIM!

—MAIL THIS COUPON—

SCIENCE KITS, Dept. PE-188, Oliver Garfield Co., Inc.
 126 Lexington Avenue, New York 16, N. Y.

Please send me:

1 GENIAC Electrical Brain Construction Kit and Manual.

\$19.95 (East of Mississippi); \$20.95 (Elsewhere in United States); \$21.95 (Outside the United States.)

Returnable in seven days for full refund if not satisfied.

Get This Valuable Book

FREE



Yes, you get this big, brand new book, "150 Radio-Television Picture Patterns and Diagrams Explained," absolutely FREE! Just off the press. Gives complete 11 x 22" Schematic Diagrams on leading models Radio and TV Sets. Easy-to-read, large 8 1/2 x 11" pages, with full instructions on how to use the diagrams. A "must" in every repair kit. You get this book as a FREE Gift for asking to see Coyne's new 7-book set, "Applied Practical Radio-Television!"

AT LAST! MONEY-MAKING "KNOW-HOW" ON TRANSISTORS, COLOR TV AND SERVICING

Coyne's great 7-volume set gives you all the answers to servicing problems—quickly! For basic "know-how" that's easy to understand, you'll find everything you want in Volumes 1 to 5 on over 5000 practical facts and data. Every step is completely explained from fundamentals to installing, servicing and trouble-shooting all types of radio and TV sets. So-up-to-date it covers COLOR TV, UHF and the latest information on TRANSISTORS. All this plus Volume 6—NEW Coyne TECHNICAL DICTIONARY with over 4000 definitions of the latest terms, symbols and abbreviations in radio-TV, electronics and electricity.

EXTRA! 900 PAGE TV CYCLOPEDIA INCLUDED!

For speedy on-the-job use, you also get famous Coyne CYCLOPEDIA. Answers problems on servicing, alignment, installation, etc. in easy ABC order. Use this 7-volume TV-RADIO LIBRARY FREE for 7 days; get The Servicing Book FREE!

FREE!

New Supplements With your set you also get Coyne's annual FREE Supplement Service. Always keeps you up-to-date on latest radio and TV developments. Yours, absolutely FREE, if you act now!

Just For Examining COYNE'S New Set
 "Applied Practical Radio-Television"
 on 7 DAY FREE TRIAL!

NOW!
7 BIG BOOKS
IN ONE GREAT SET!



SEND NO MONEY! Just mail coupon for 7-volume set on 7 days free trial. We'll include book of 150 TV-Radio Patterns and Diagrams. If you keep the set, pay \$2 in 7 days and \$2 per month until \$24.50 plus postage is paid. (Cash price, only \$22.95.) Or you can return the library at our expense in 7 days and owe nothing. YOU BE THE JUDGE. Either way, the book of TV-Radio Patterns is yours FREE to keep! Offer is limited. Act NOW!

FREE BOOK—FREE TRIAL COUPON!

Educational Book Publishing Division
 COYNE ELECTRICAL SCHOOL, Dept. 18-PE
 500 S. Paulina St., Chicago 12, Ill.

YES! Send 7-volume "Applied Practical Radio-Television" for 7 days FREE TRIAL per your offer. Include TV-Radio Patterns & Diagram Book FREE.

Name Age.....
 Address
 City Zone State.....

Where Employed.....
 Check here if you want library sent C.O.D. You pay postman \$22.95 plus C.O.D. postage on delivery. 7-day money-back guarantee.

Educational Book Publishing Division
COYNE ELECTRICAL SCHOOL
 500 S. Paulina St., Dept. 18-PE Chicago 12, Ill.

FREE FACTS FOR MEN 17-55!

Prepare In Spare Time For Profitable Jobs In . . .

ELECTRONICS

AS USED IN

GUIDED MISSILES

TELEVISION — RADAR — MICRO-WAVES, ETC.

No Advanced Education or Previous Technical Experience Required!

A man doesn't even have to know how to splice a lamp cord or use a soldering iron to be eligible to prepare in his spare time at home to enter the big opportunity field of Electronics. As a result, many laborers and bookkeepers, store clerks, shop men, farmers, and men of nearly every calling—have taken the DeVry Tech program, and today have good jobs or service shops of their own in Electronics.

Marvels of Electronics

Satellites, guided missiles, and other marvels made possible by Electronics bring us into a new era of wonderment and opportunity!

Employment Service



Puts you in touch with job opportunities—or helps you toward a better position in the plant where you are now employed.

Draft Age?

We have valuable information for every man of draft age; so if you are subject to military service, be sure to check the coupon.

KEEP YOUR JOB!

As you train for a good opportunity that pays real money in Electronics, you won't have to interfere with your present job. Your chances of preparing to enter Electronics need not be held back because of the job you hold today. Send coupon for full facts!

Prepare NOW

At Home or at our Chicago or Toronto Laboratories!

Use part of the income from the job you have today to prepare at home for a highly interesting and profitable career tomorrow! Or, come to Chicago or Toronto and train full time in well-equipped laboratories. It is probably easier than you think. Send coupon for **FREE FACTS!**

"One of North America's Foremost Electronics Training Centers"

Accredited Member of National Home Study Council



DeVRY TECHNICAL INSTITUTE
CHICAGO 41, ILLINOIS
Formerly DeFOREST'S TRAINING, INC.



Sample Booklet FREE!

We'll give you a free copy of an interesting booklet, "Electronics and YOU." See for yourself how you may take advantage of the opportunities in this fast-growing field.



DeVRY TECHNICAL INSTITUTE
4141 Belmont Ave., Chicago 41, Ill., Dept. PE-1-O
Please give me your FREE booklet, "Electronics and YOU," and tell me how I may prepare to enter one or more branches of Electronics.

Name _____ Age _____
Street _____ PLEASE PRINT Apt. _____
City _____ Zone _____ State _____


Check here if subject to Military Training.

DeVry Tech's Canadian Training Center is located at
2033 626 Roselawn Avenue, Toronto 12, Ontario

IS U.S. POLICY GIVING RUSSIA THE UNIVERSE?

Yes!, says Gill Robb Wilson, famed aviation authority and editor and publisher of FLYING magazine. Because we have allowed the Russians to obtain a lead in the conquest of space, we are in grave danger.

Incredible as it sounds, the recent Soviet accomplishments in space indicate scientific potential that could well sound the death knell for American civilization. Don't miss Wilson's "OPEN LETTER TO THE CONGRESS" in the January issue of FLYING.



ON SALE EVERYWHERE DECEMBER 24 — 35¢

Eliminate Battery Troubles with the all new BATTERY INSURANCE COMPUTER



The revolutionary new electronic discovery—the BATTERY INSURANCE COMPUTER—eliminates forever the needless "dead" battery by quick charging or trickle charging your present automotive battery automatically. Your present battery will serve you indefinitely with the aid of this all new concept of maintaining an adequate charge — THE BATTERY INSURANCE COMPUTER!

Manually controlled model.....\$2.00
Computer controlled model.....\$3.00
Specify make and year of car—12 or 6 volt system.

MacFarlane Industries, P. O. Box 33, Redondo Beach, Calif.

BETTER SHORTWAVE RECEPTION

This all-new handbook by Wm. Orr, W6SAI covers the shortwave field for the SWL and radio ham. How to hunt DX! How to obtain verification cards! "Do-it-yourself" radio projects! How to buy a second-hand receiver! The best antennas for SW reception! How to align your receiver! DX tuning hints! Jam-packed with data and information! Order now!

At your dealer now! Order your copy of this informative Handbook! Price, \$2.85. Add 15¢ packing and shipping charge on mail orders to:

RADIO PUBLICATIONS, INC., Dept. 1, Wilton, Conn.

GIGANTIC SAVE-TO-70% MAIL SALE

WAR SURPLUS
EXCESS INVENTORY
BANKRUPT STOCK



WIND INDICATOR

• Govt. wind direction and speed unit. Satin silver finish etched dial, opal lites show direction. Buzzer and lite indicates velocity. Operates on 110-v AC. Unit requires roof top transmitter. Easily constructed. Govt. cost \$97.50. SALE.....\$14.95 Ppd.

BATTERY WINCH



Govt. cost \$280.....FOB \$46.75


COMMERCIAL DIAL PHONE

• Modern dial type. Use for extension, private line, etc. Ready to use. Easy to connect. List \$25.....Ppd. \$9.95



AC-DC ELECTRIC GENERATOR

• Brand new. Suitable for light welder, battery charging, campers, light plant, etc.
• Generates 100 amps at 30-v DC and 1200-w 115-v 800-cycle AC. Marvelous buy! Govt. cost \$295.....\$139.10 FOB



HI-CURRENT TRANSFORMER



• Heavy duty 115-v AC auto transformer. Secondary 24-v at 30 amps.
• Excellent for driving boys' electric car, motors, other AC series type motors. Many applications. Wt. 11 lbs. Govt. cost \$27.50. SALE.....\$11.29 FOB

GEAR REDUCTION MOTOR

• Multiple gear, ball bearing motor with enclosed 42-to-1 reduction gear box. High torque. 10 to 200 rpm output, reversible. Runs on 6 or 12-v DC or 100 AC through series resistors. Many uses. Cost \$35. SALE.....\$4.97 Ppd.



SPECIAL OF THE MONTH!

ELECTRIC CLOCK TIMER



• Finest 115-v 60-c electric clock timer. Shows exact time. Will sound built-in alarm at any pre-set interval. Easy to read numbers. Fine for mounting desks, radio, TV, etc. 3 1/2" dial. Wt. 1 lb. List \$12.50. SALE.....\$2.89 Ppd.

OTHER TYPICAL BARGAINS

- Fish and Worm Shocking Generator.....\$ 3.89
- 50-mmf 330-VAC Motor Strig. Captr.....5.69
- Relay Gram Test Gauge.....3.95
- Burglar-Fire Alarm Relay......99
- 115-v 80-c 3000-w AC Generator. 149.50
- Chrome 3" DC-AC Alarm Bell......99
- ARC-5 5-4 MC Transmitter.....8.95
- Best Geared Hand Winch.....8.95
- Govt. Jungle-Hammock Tent.....6.95

Order direct from ad or send for catalog.

SURPLUS CENTER

863 West "O" St., LINCOLN, NEBR.

at 0600-0900 and 1200-1300. 4VES, *La Voix de St. Marc*, St. Marc (new), is noted on 6175 kc. at 0630-0830 and 1700-1800; it is usually QRM'ed out after 1800. 4VCP, *La Voix de Nord*, Cap Haitien, 6220 kc., is back on the air after an absence of more than a year. The power is 300 watts and it is in parallel to 4VEA, 1430 kc. Schedule: weekdays at 0700-1000 and 1600-2030; Sundays at 1200-1800. (4)

Honduras—HRMT, *Radio Molino Rojo*, San Pedro Sula, 6185 kc., is a new station replacing HRSU, *Radio Progreso*. (100)

Iceland—A new schedule for TFJ, Reykjavik, 12,175 kc., is 0700-0815 and 1500-1600 daily. The 1600-1700 xmsn which was to have been aired daily has been dropped; the 1500-

SHORT-WAVE ABBREVIATIONS

A—Approximate frequency
 anmt—Announcement
 c.w.—Morse code
 Eng.—English
 ID—Identification
 kc.—Kilocycles
 kw.—Kilowatts (power)
 L.A.—Latin America(n)
 N.A.—North America(n)
 QRM—Station interference
 R.—Radio
 s/off—Sign-off
 s/on—Sign-on
 xmsn—Transmission from station
 xmtr—Transmitter used by station

1600 xmsn which was for Sundays only is now daily; and the morning xmsn is an entirely new one. (61)

India—Bombay has a new 100-kw. xmtr on 11,950 kc.; it is being heard well at 0700 s/on in Hindi, followed by entertainment. (100)

Delhi can be noted on 17,895 and 17,830 kc., the former at 0850-0900 and the latter from 2130, both in English. (EK, 59)

Ivory Coast—*Radio Abidjan*, 4940 kc., is heard until 1730 at strong level and is usually noted from 1630 with music and most amnts in French. (208)

Liberia—ELWA, Monrovia, has been noted on 15,197 kc. (dual to 21,535 kc.) at 1815-1942, on 9655 kc. at 2000-2130, and on 4770 kc. (formerly 4760 kc.) at 1630, with mostly English religious programs and signals at excellent levels. (59, 61, 166, 313)

Luxembourg—Reports on *Radio Luxembourg*, 6090 kc., should be sent to new address: *Radio Luxembourg*, 38 Hertferd St., London, W1, England. This station is widely reported late afternoons with English programs beamed to England. (11)

Mexico—XELUU, *R. Universidad*, Chihuahua, is a new station on 15,300 kc. It is being noted in the western states at 1300-1600 and 1700-2000 with all-Spanish amnts, and American and L.A. music. They seem to have xmtr trouble at times. (7, 61)

Monaco—3AM3, Monte Carlo, 6035 kc., has Billy Graham's program on Mondays at 1705-1735. They are said to have a new outlet on 9733 kc. (JC)

The new outlet on 9733 kc. has been noted at times from 1400 to 1600. The call is not known but it may be 3AM5. English has been noted at 1530-1600. (JM, 11)

Mozambique—*Radio Clube de Mozambique*, Lourenco Marques, 15,080 kc., is heard from

January, 1958

Your choice of school is highly important to your career in



**INDUSTRIAL
ELECTRONICS**



**RADIO-
TELEVISION**



**ELECTRONICS
COMMUNICATIONS**

Become an
ELECTRICAL ENGINEER
or an
ENGINEERING TECHNICIAN
at

MSOE in Milwaukee

Choose from courses in:

ELECTRICAL ENGINEERING
Bachelor of Science degree in 36 months.
Communications or Electrical Power.

ENGINEERING TECHNOLOGY
Assoc. in Applied Science degree in 18 months.

Electronics Communications (radio-tv),
Electrical Power or Computers.
MSOE—located in Milwaukee, one of
America's largest industrial centers—is
a national leader in electronics instruction
—with complete facilities, including
the latest laboratory equipment, visual
aid theater, amateur radio transmitter—
offers 93 subjects in electrical engineering,
electronics, radio, television, electrical
power, and electricity.

Advisory committee of leading
industrialists. Courses approved for
veterans. Over 50,000 former students.
Excellent placement record.

Previous educational, practical, or military training evaluated
for advance credit.



QUARTERS BEGIN SEPTEMBER, JAN-
UARY, MARCH, JULY

Choose wisely—your future
depends on it. Write today!

MILWAUKEE
SCHOOL OF ENGINEERING

Dept. PE-158, 1025 N. Milwaukee St., Milwaukee 1, Wis.
Send FREE career booklets. (Please print)

I am interested in.....
(Name of course)

Name.....Age...

Address.....

City.....Zone...State.....

I am I am not eligible for veterans educational benefits.

Discharge date.....

Get More Fun Out of High Fidelity!

New 1958 EDITION HI-FI GUIDE and YEARBOOK

ACTUALLY 3 BOOKS IN 1

- 1. Improving Your Hi-Fi.** How to use *tone* controls. How *crossovers* work. Ways to boost *speaker* performance. Why you need *loudness* controls, how to add them. How to add *extra* speakers to your rig. How to add a *spotlight* with presence control . . . tricks of accenting the *middle sound* frequencies. Effects of variable *damping* in amplifiers. How to check your phonograph's *pickup* and keep it working at peak efficiency. Ways to check a *stylus*.
- 2. Tape Techniques.** How to get the most out of tape. How to keep tape in top *shape*. How to tape *programs* directly off the air . . . step-by-step instructions and pictures. Expert hints and *shortcuts* on making good tape recordings. How to check a tape recording *head* to ascertain *alignment*. Complete guide to tape *splicing* for interesting *effects*.
- 3. Getting Into Stereo.** What stereo is. Latest *advances*. What the different stereo *systems* are. What stereo equipment is *available*. How to *add* stereo to your present rig. *Merits* and drawbacks of different systems. What they cost. *Tricks* of the trade.

Free

Stroboscope disc bound into every copy . . . helps you keep your turntable at correct speeds!



Ziff-Davis Publishing Co., 64 E. Lake Street, Chicago 1, Ill.

Now—See How to Save Hundreds of Dollars,


Many thousands of hi-fi fans knew a good thing when they saw the first edition of the *Hi-Fi Guide and Yearbook*. Newsstands were cleaned out in a matter of days and the book became a collector's item.

The new 1958 Edition of the *Hi-Fi Guide and Yearbook* will go on sale soon. It contains completely new material on every facet of high fidelity . . . from an advance report on 16 $\frac{2}{3}$ rpm ("The Fourth Speed"), to guidance on adding stereophonic sound to your present set-up.

This new *Hi-Fi Guide and Yearbook* will return many times the \$1 you pay for it . . . by showing how to shop wisely for equipment, how to save on repairs, which records are best, and money-saving techniques and ideas available nowhere else.

It will be a continually entertaining companion . . . providing you with fascinating, useful lore, showing you how to get more pleasure out of hi-fi, helping you explore the different worlds of high fidelity and music.

Reserve your copy today. This new edition will sell fast! A word to your newsdealer now will assure you of your copy of this handsome, practical book.



Latest Ideas for Buying, Improving, Using Hi-Fi Systems and Components
Ways to Make Monaural and Stereo Tapes ☆ **Best Records of the Year**
Rolloff and Turnover Settings ☆ **Complete Hi-Fi Glossary** ☆ **FM Stations and Programs** ☆ **Hi-Fi Shows in '58** ☆ **Where to get Free Hi-Fi Literature**
How to Use Demonstration and Sampler Records ☆ **Record and Tape Clubs**
New Inventions and Improvements in Speakers, Amplifiers, Preamps, Tuners, Crossovers, Tape, Stereo, Controls, Turntables, Heads ☆ **Free Strobe Test Disc** ☆ **164 Pages** ☆ **Hundreds of Pictures** ☆ **A Storehouse of Exciting and Practical Information Compiled by the Editors of Popular Electronics**

COMING SOON—Reserve Your Copy Today
at Your Newsstand ☆ Only \$1

Learn at Home

in your spare time

to Fix Electric Appliances



Better Pay—More Opportunities

Get into a field where there is important work and opportunity for the trained man. Millions of electric appliances are sold every year. Every wired home now has an average of 8. Many of them need service and repair. Owners pay well to have them fixed quickly, properly. This is your opportunity for a better job, your own part time or full time business. NRI can give you the training you need, at home, in your spare time.

Spare Time Earnings Start Soon

Soon after starting you will be able to earn extra cash fixing toasters, clocks, fans, vacuum cleaners, etc., for neighbors and friends. Keep your job while learning and earning. Put spare time to work for you. Work in your basement, garage, spare room. You'll be amazed how easily, quickly you, too, can start earning many extra dollars. NRI shows you how. Even before you finish training your spare time earnings may pay for the course and equipment.

NRI Sends Tester to Learn and Earn

You need proper equipment to service today's automatic appliances. With this course you get parts to build professional type, multi-use Appliance Tester. You learn to use it. Takes guess work out of servicing. Mail coupon for FREE book and Sample Lesson. See how easy it is to learn. Find out about NRI—a school that for more than 40 years has been training men, through home study, for success, good pay jobs. Our reputation, record, experience back up this course. Address: National Radio Institute, Dept. D4A8, Washington 16, D. C.



FREE Lesson and Book
Mail this NOW!

NATIONAL RADIO INSTITUTE

Dept. D4A8, Washington 16, D. C.

Send me Lesson and Book free. No Salesman will call.

Name..... Age.....

Address.....

City..... Zone..... State.....

ACCREDITED MEMBER NATIONAL HOME STUDY COUNCIL

1430 to 1515 s/off and again at 0000-0100 with many good recorded music shows and all-Portuguese anmts. Frequent ID follows a four-note gong. The 0000-0100 session is very well received. (44, 61)

Nicaragua—YNBX, *Radio Oriental*, Granada, has moved to 7675 kc. with a power of 100 watts. (JB)

North Vietnam—*The Voice of Vietnam* is still being heard at 0430-0500 in Eng., followed by *Oriental*. Those of you who have been unable to verify this station might send your reports in an envelope addressed to the station, but placed in another envelope addressed to *Radio Moscow*, with instructions to the latter to forward your report. An International Reply Coupon should be enclosed in both envelopes. (208)

Pakistan—Karachi is being noted on 15,335 and 11,885 kc. at 1930-2015 with Eng. news from 2000. This program, beamed to Southeast Asia, is heard daily except Sundays. (28, 44, 59, 65, 226)

Poland—Warsaw has been found on a new channel of 11,755 kc. from 1930 with news in English. This may be a shift from 11,740 kc. to avoid QRM from Moscow. (AN)

Portugal—Lisbon is using 15,150 kc., a new outlet, at 0700-1000, relaying the Home Service. (100)

Solomon Islands—According to *Radio Australia*, plans are in preparation for an increase in power and coverage of the stations

Booklets Available

The Swiss Shortwave Service is offering SWL's its program guide, "Switzerland Calling," on a regular basis at no charge. The address is: Neuengasse 23, Berne, Switzerland.

Write to *Radio Nederland*, P. O. Box 137, Hilversum, Netherlands, for a free antenna booklet.

Radio Sweden (Stockholm 7, Sweden) sends a DX Bulletin to anyone who requests it. This bulletin is issued monthly and is free for the asking.

in the Solomon Islands. A program is planned for Europe, possibly in English. No further details at this time. (318)

South Korea—HLKA, Seoul, is now noted in the Home Service at 0230-0500, with all programs in Korean. Address for reports: No. 3, Duksoo Palace, Seoul. (208)

Spain—*Radio Nacional Emisora*, Madrid, has moved from 9363 kc. to 9585 kc. for the N.A. xmsns at 2215-2245, 2315-2345, and 0015-0045, parallel to 6130 kc. (JA, 23, 240, 304)

A new outlet is noted on 15,420 kc. in Spain, at 1800. (AN)

Madrid is also found on 9610 kc. afternoons around 1500 in Spanish. (59)

Switzerland—Berne has dropped HER6, 15,305 kc., and replaced it with HEU3, 9665 kc., in the N.A. xmsn at 2030-2215. It parallels with HER4, 9535 kc., HER3, 6165 kc., and HER5, 11,865 kc. The second xmsn, at 2315-0000, is on the same channels with the exception of 6165 kc. HEU3 is also noted at 1430-1530 to the United Kingdom but the signal is usually poor. The "DX Program" is

LEARN
**RADAR MICROWAVES
 TRANSMITTERS**
CODE • TV • RADIO

Phila. Wireless Technical Institute
 1533 Pine St. Philadelphia 2, Penna.
 A Non-Profit Corp. Founded in 1908
 Write for free catalog "P"

HI-FI ACCESSORIES
 by **Vidaire**

SPEAKER SWITCHES, FADERS L-PADS, T-PADS ON PANEL
 OR WALL PLATES, CROSSOVER NETWORKS, EQUALIZERS,
 VOLUME EXPANDERS.
 AT YOUR NEAREST SUPPLIER OR WRITE
VIDAIRE ELEC. MFG. CORP., Baldwin, New York


BIG MONEY FOR YOU THROUGH

V.S.I. ELECTRONICS & TV SCHOOL
 AGE—NO BARRIER—FUTURE UNLIMITED—EQUIP-
 MENT—ALL THE LATEST—TECHNIQUES—THE BEST
 APPROVED FOR VETS—CORRESPONDENCE OR
 RESIDENCE

WRITE FOR YOUR CATALOG—NOW

V.S.I. TELEVISION SCHOOL

8956 Atlantic Ave. Dept. P.S. South Gate, Calif.



**FREE GIANT 1958 B-A
 CATALOG**

A COMPLETE BUYING GUIDE FOR EVERYTHING IN
**RADIO • TV
 ELECTRONICS**
BA 1958
 ANNUAL CATALOG '58
 SINCE 1937

172 KING-SIZED PAGES
EVERYTHING IN RADIO TV AND ELECTRONICS
100'S OF NEW ITEMS LISTED HERE FOR 1st TIME
21 PAGES OF BARGAINS NOT IN ANY OTHER CATALOG

BURSTEIN-APPLEBEE CO.
 Dept. PE, 1012 McGee St., Kansas City 6, Mo.
 Send Free 1958 B-A Catalog No. 581.

Name _____
 Address _____
 City _____ State _____

SEND FOR IT TODAY

Learn BASIC ELECTRICITY - BASIC ELECTRONICS the easy "Picture Book" way!



The fabulous
ILLUSTRATED Training Course
 now used by the U. S. Navy!

You Learn by Pictures

Over 25,000 Navy trainees have already learned Basic Electricity and Basic Electronics this easy, "Picture-Book" way! Now for the first time, YOU can master the basics of Electricity and Electronics with this same "Learn-by-Pictures" training course! Over 1,700 simple, easy-to-understand drawings explain every section—these "teaching" pictures actually make up more than half the entire course! No other Basic Electricity or Basic Electronics course in America uses this revolutionary illustrative technique! You learn faster and easier than you'd dream possible!

A Complete Idea on Every Page

Here's how this easy, illustrated course works: every page covers one complete idea! There's at least one big illustration on that same page to explain it! What's more, an imaginary instructor stands figuratively at your elbow, doing "demonstrations" that make it even easier for you to understand. Then, at the end of every section, you'll find review pages that highlight the important topics you've just covered. You build a thorough, step-by-step knowledge at your own pace—as fast as you yourself want to go!

Everyday English—A Course Anyone Can Understand

Sponsored by the Navy to turn out trained technicians in record time, this modern course presents Basic Electricity and Basic Electronics in a simple way that everyone can grasp—regardless of previous education! Every phase is made instantly clear—explained in plain, down to earth English—with hundreds of easy-to-understand illustrations to help you!

10 Complete Volumes

Volumes 1 and 2 of "Basic Electricity" cover DC components and circuits; Volumes 3 and 4 cover AC com-

ponents and circuits; Volume 5 covers AC and DC motors and machinery. Volume 1 of "Basic Electronics" covers Diodes & Power Supplies; Vols. 2 and 3 cover Amplifiers & Oscillators; Vols. 4 and 5 cover Transmitters & Receivers.

Home Study Without Correspondence

This course is so different, so complete—there's no need for the usual letter writing, question and answer correspondence! Learn at home—at your own pace!

10 Day Examination—Money-Back Guarantee

Send today for these exciting new training courses—you risk nothing! When you receive the volumes, examine them in your own home for 10 full days. If, at the end of that time, you're not completely satisfied, simply return the books to us and we'll gladly refund your full purchase price! Total cost for either 5-volume course is only \$10.00! In Canada, prices approximately 5% higher.

ORDER TODAY!

These books are sold by electronics parts jobbers and book stores. If YOUR dealer doesn't have these books, mail this coupon to us!

JOHN F. RIDER PUBLISHER, INC.
 116 West 14th St., N. Y. C.

Please RUSH me sets of "Basic Electricity" @ \$10.00 per set, and sets of "Basic Electronics" @ \$10.00 per set. I understand that I may return the books within 10 days and receive a complete refund of my full purchase price.

Name

Address

City & State



Let me show you

HOW TO SPEAK AND WRITE LIKE A COLLEGE GRADUATE

I have helped thousands of men and women who have not had college training in English to become effective speakers, writers, and conversationalists. With my new C. I. METHOD, you can stop making mistakes, build up your vocabulary, speed up your reading, develop writing skill, learn the "secrets" of conversation. You don't have to go back to school. Takes only 15 minutes a day at home. Costs little. 32-page booklet mailed FREE upon request. Send me a card or letter TODAY!

Don Bolander, Career Institute
Dept. 1041, 25 East Jackson, Chicago 4, Illinois

Please mail me your FREE 32-page booklet on English.

Name _____
Address _____
City _____ Zone _____ State _____

ONE MILLION DOLLARS CASH
IN CONFEDERATE MONEY **Yours Only \$2.98**

Be a deep south millionaire! Have money to burn! We'll send you exactly one million bucks in honest-to-goodness Confederate money—and all you pay is \$2.98! You can do everything with this money but spend it. Amaze and amuse your cotton-pickin' friends. Win bar bets by the barrel! Light your cigars and cigarettes with \$10.00 bills! Live it up! It's a million dollars worth of laughs and fun—all for only \$2.98.

You get one million bucks in \$10's \$20's, \$50's, \$100's etc. denominations—enough to keep your friends laughing and happy for months—This offer is limited. Only \$4 million dollars to a customer. Our supply of this loot is limited—so rush your order. One Million dollars only \$2.98. Four million dollars only \$10.00. If not delighted keep \$100,000 for your trouble and return the rest of the money for a full and prompt refund. Send to—BEST VALUES CO., Dept. M-117, 403 Market St., Newark, N. J.

LEARN WHILE ASLEEP!

Exciting details free!
Sleep-Learning Research Association
P.O. Box 610 - P, Omaha, Nebraska

SURPLUS ELECTRONICS

AIRCRAFT SEXTANT designed for aerial navigation, to record and measure the angular altitude of a heavenly body. Includes accessories, Battery case, Auxiliary telescope, (2x) Hanger, Etc. Housed in Mahogany Case \$98.95. Good Used Cond. No Inst. Man. at present. Ship Wt. 15 lbs. Govt. Cost \$325. SPECIAL SALE \$14.95

Microammeter, Tripp, 2" RD. 0-500 Br. New..... \$3.95
Milliammeter, Genl. Elec. 2" 0-500 Br. New..... \$2.95
Audio Amplifier (portable), Used for Mine Detector. Compl. w/tubes, cable, schem. I.N..... \$3.95
Kit 60 1% Resistors Gd. sizes C'rib. New..... \$1.00
TV Dynatracer. Reg. Fr. \$4.95. NEW W/inst..... \$1.95

REX RADIO SUPPLY 88 Cortlandt St. N. Y., N. Y.

GET INTO ELECTRONICS

Train for best technical positions in a top-flight school. Specialize in missiles, computers, radar, communications, industrial electronics, color TV, automation. Excellent program in theory laboratory, mathematics. Major firms select our graduates as tech. reps., field engineers, specialists. Associate degree granted. 21 months' program. High school or equivalent required. Catalog.

VALPARAISO TECHNICAL INSTITUTE
DEPT. PE VALPARAISO, INDIANA

Unlimited opportunity in **ENGINEERING OR COMMERCE**

BACH. SC DEGREE IN 27 MONTHS in Mech., Civil, Elect., Chem., Aero., Radio. (TV-Electronics) Engineering. IN 36 MONTHS in Bus. Adm. (Gen. Bus. Acctg., Motor Transport Mgt.). Capable students faster. Visit campus, see well-equipped labs. Heavy demand for graduates. Placement service. Prep courses. Approved for Veis. Enter March, June, Sept., Jan. Low cost. Write Jean McCarthy, Dir. Adm., for catalog and book "Your Career in Engineering and Commerce."

← at TRI-STATE COLLEGE 3618 College Ave. →
Angola, Indiana

broadcast at 2050-2115 and 2335-0000 on the first Monday of each month. (59, 82, 100, 156, 312, JR, JW)

Tangier—One of the many Voice of America stations in this country can be noted on 11,820 kc. with music until 0100, news to 0115, then back to music. Many of these programs are in European languages with only English ID. (AF)

Turkey—TAU, Ankara, 15,160 kc., is heard at 1300-1315 in Bulgarian, at 1330-1400 in language with native music, at 1415-1430 in Polish, at 1430-1500 in Italian, at 1515-1600 in French, and at 1600-1645 in English with news and music. All xmsns are beamed to

SHORT-WAVE CONTRIBUTORS

John Anderson (JA), Burlington, Iowa
James Bannister (JB), Brampton, Ont.
Ken Boord (KB), Morgantown, W. Va.
Glenn Cuthrell (GC), Maxton, N. C.
John Condrey (JC), St. Petersburg, Fla.
Arno Feltner (AF), New Braunfels, Texas
Chuck Gilmor (CG), Boston, Mass.
Clayton Hallmark (CH), Shelby, Ohio
Dale Koelling (DK), Great Bend, Kans.
Emil Kasprzyk, Jr., (EK), Floresville, Texas
Earl Lafon (EL), Oklahoma City, Okla.
J. W. Marion (JM), RCAF, Middle East
Phil Marcus (PM), Englewood, N. J.
Al Niblack (AN), Vincennes, Ind.
Denny Reeves (DR), Peoria, Ill.
Joe Ripkin (JR), Kensington, Md.
William Rowden (WR), St. Thomas, Ont.
Gene Williamson (GW), Shedd, Oregon
Jerry Webb (JW), Savannah, Tenn.
Hank Zabielski (HZ), Dearborn, Mich.
Stewart West (4), 4VEH, Cap Haitien, Haiti
Bill Flynn (7), Pittsburg, Calif.
Chuck Maxam (11), Baldwin, N. Y.
Peter Risse (23), Atlanta, Ga.
Floyd Backus (26), Richmond, Va.
Bob Knowles (28), San Diego, Calif.
Anson Boice (44), New Britain, Conn.
Grady Ferguson (59), Charlotte, N. C.
John Beaver (61), Canon City, Colo.
Mary Iwai (65), Lombard, Ill.
John Mann (82), St. Laurent, Quebec
Roger Legge (100), McLean, Va.
Roy Bugden (152), Fort Lauderdale, Fla.
Bob Schwartz (156), Brooklyn, N. Y.
George Cox (166), New Castle, Del.
Chris Bennion (208), Riverside, Conn.
William Bing (226), New Orleans, La.
Bill Roemer (240), Bowling Green, Ky.
Maurice Ashby (286), Wichita, Kansas
Stan Sosnowski (304), Detroit, Mich.
Ed Leibfarth (312), Swedesboro, N. J.
Kenneth Avers (313), Keyser, W. Va.
Kenneth McCartney (318), Toledo, Ohio

Europe. Each Sunday there is a "Mailbag" during the Eng. segment. (44, 61)

Uganda—Kampala, 5026 kc., is noted in Eng. at 1630-1715. There is heavy QRM and this may be rough to get into your log. (11)

Uruguay—A letter from Radio Sarandi, Montevideo, advises that they have been testing on 9515, 11,885, and 15,385 kc. Reports go to Radio Sarandi, Montevideo, and confirmation is made with a letter and a triangular pennant. Another Uruguayan outlet has been noted on 6125 kc. at 1930-2000 in Spanish with L.A. music. The schedule for R. Sarandi appears to be Tuesdays and Fridays at 2030-2130. (CG, EL, AN, 44, 59, 61, 286)

Venezuela—Radio Mil Cincuenta, Caracas, 5055A kc., a fairly new station, now has s/off at 2226 after ID with six gongs (going down scale) and an orchestral number. Listeners in the Gulf States might try for the outlet on 1500 kc. (152)

Among the Novice Hams

(Continued from page 73)

a filter capacitor across the d.c. power supply terminals of a humming receiver to determine if the hum is caused by insufficient filter capacitance. When he removes his test capacitor from the circuit, he short-circuits its leads to dissipate the charge and produces a husky spark in the process. If he neglects this precaution, the voltage in the capacitor can give him quite a shock.

Capacitance. The ability of a capacitor to accept an electrical charge is called its *capacitance* and is measured in *farads*. But a farad is too large a unit for practical use; therefore, the *microfarad* (millionth of a farad), abbreviated $\mu\text{fd.}$, and the *micro-microfarad* (millionth of a millionth of a farad), abbreviated $\mu\mu\text{fd.}$, are used.

Basically, capacitance is determined by the size, spacing and the number of plates in a capacitor; many plates, closely spaced, mean high capacitance. But the type of insulating material between the plates, called *dielectric*, also affects capacitance.

Commonly used dielectric materials besides air are wax- or oil-impregnated paper, mica, glass, oil, and ceramics. Air has the lowest loss, but has a *dielectric constant* of

SHOOT TV TROUBLE FAST

With H. G. Cisin's Copyrighted RAPID "TV TROUBLE SHOOTING METHOD"

Without experience or knowledge, this guaranteed new method of servicing TV sets enables you to **DIAGNOSE** TV troubles as rapidly as an expert. **NO THEORY—NO MATH**—you can locate all faults in record-breaking time regardless of make or model. "TV TROUBLE SHOOTING METHOD" is the most valuable aid to TV servicing ever written. Be a TV Trouble Diagnostician. Increase your present earnings. Open your own profitable business or get a high-paying skilled job.

It's all in this book . . .

Nothing more to Pay—Nothing else to Buy

Alphabetically listed are 85 picture troubles, over 78 raster and 17 sound troubles. By this unique copyrighted method you know EXACTLY where the trouble is; plus step-by-step instructions, including 69 RAPID CHECKS, help to find faulty part.

13 IMPORTANT PRELIMINARY CHECKS NEED NO INSTRUMENTS! Of the 69 Rapid Checks, **OVER 65 ALSO REQUIRE NO INSTRUMENTS!** Rapid checks include emergency checks for distorted pictures, defective tubes including PIX tube, plus 27 others. **ALL EXPLAINED IN SIMPLE LANGUAGE PERFORMED WITHOUT INSTRUMENTS. MANY CHECKS USE THE PICTURE TUBE AS A GUIDE.**

H. G. Cisin, the author, is the inventor of the AC/DC midget radio. He licenses RCA, AT&T, etc. He has also trained thousands of technicians now owning their own prosperous TV service organizations or holding highly paid TV positions. His years of experience are embodied in this remarkable new book.

Guaranteed Money Back in 5 Days if Not Satisfied!

ABSOLUTELY FREE with each order: Your choice of Cisin's newest books: **BASIC ELECTRICITY—Vol. 1** or **TV-RADIO TUBE SUBSTITUTION GUIDE**. These sell for 50c ea. **ACT NOW—get 2 books postpaid at cost of only one!**

\$1 Post-paid

RUSH COUPON NOW!


H. G. CISIN, Consulting Engineer—Dept. P-29
Amagansett, N. Y.

Enclosed find \$1. Rush Trouble Shooting Method and free book marked above (if not marked Basic Elec. will be sent).

Name _____
Address _____
City _____ Zone _____ State _____


BUILD YOUR OWN AMATEUR TRANSMITTER!

... FROM ONE OF THESE 3 FEATURE-PACKED KITS!




NOW THAT YOU'VE GOT YOUR NOVICE TICKET WHICH TRANSMITTER ARE YOU GOING TO BUY?

I WANT THE 50 WATT VIKING "ADVENTURER" KIT--THE SAME TYPE TRANSMITTER USED TO EARN THE FIRST NOVICE WAC!



THAT'S A GOOD CHOICE! IT'S TVI SUPPRESSED--WORKS ALL BANDS BO THRU 10--AND LOADS MOST ANY ANTENNA, TOO!

I'M SOLD ON VIKING GEAR--BUT WHAT TRANSMITTER ARE YOU GOING TO BUY?



I WANT EITHER THE "RANGER" OR "VALIANT" BOTH ARE BAND-SWITCHING 160 THRU 10--AND OPERATE BY BUILT-IN VFO OR CRYSTAL CONTROL! BOTH ARE EFFECTIVELY TVI SUPPRESSED AND HAVE HIGH EFFICIENCY PI-NETWORK OUTPUTS!

WHAT'S THE DIFFERENCE?

THE "RANGER" RATES AT 75 WATTS CW INPUT... 65 PHONE.. THE "VALIANT" IS RATED AT 275 WATTS CW AND 55B*. 200 PHONE. BOTH FEATURE TIMED SEQUENCE KEYING, AND THE "VALIANT" HAS SPEECH CLIPPING, MODULATION LIMITING, AND "PUSH-TO-TALK".

HERE'S ANOTHER FEATURE, BOYS. BOTH THE "RANGER" AND THE "VALIANT" MAY BE USED TO DRIVE ANY OF THE POPULAR KILOWATT TUBES--NO CHANGES REQUIRED TO SWITCH FROM TRANSMITTER TO EXCITER OPERATION.

* P.E.P. INPUT WITH AUXILIARY 55B EXCITER.



"ADVENTURER"
Kit...\$54.95 Net



"RANGER"
Kit...\$214.50 Net
Wired...\$293.00 Net



"VALIANT"
Kit...\$349.50 Net
Wired...\$439.50 Net

● GET THE FULL STORY ON THESE 3 GREAT TRANSMITTERS—

WRITE TODAY

E. F. JOHNSON COMPANY
3006 Second Ave., S. W., Waseca, Minnesota

Please send me a copy of your most recent amateur catalog.

Name _____
Address _____
City _____ State _____

NOW!

Step ahead faster as an INDUSTRIAL ELECTRONICS TECHNICIAN

Turn your experience into a big, new better-paying career!

Day by day industrial plants are adding more electronic devices—for sorting, counting, checking almost any control job you can name. Cash in on industry's great need for men who can keep these devices in top working order. Make more money, feel more secure, doing work that is second nature to you. With what you already know about electronics you have a long head start in a field just beginning to boom. GET INTO IT RIGHT NOW with the help of



PRACTICAL INDUSTRIAL ELECTRONICS LIBRARY

No long sessions on math or theory! These 4 practical volumes show you how to keep the plant's electronic equipment working . . . how to locate and correct tube and circuit troubles . . . how to install, service, and maintain even brand new equipment without being stumped by new circuits.

EASY TERMS FREE TRIAL—


4 volumes (1369 pp., 1102 illus.); Chuce's Electronics in Industry; Miller's Maintenance Manual of Electronic Control; Markus & Zeluff's Handbook of Industrial Electronics Circuits; Henney & Fahnestock's Electron Tubes in Industry

McGraw-Hill Book Co.
327 W. 41 St., NYC 36, Dept. PEL-1
Send me the Practical Industrial Electronics Library for 10 days' examination on approval. In 10 days I will send \$2.50, then \$4.00 a month until \$22.50 is paid. (A saving of \$8.50 under the regular price of \$28.00.) Otherwise I will return books postpaid.
(Print) Name
Address
City Zone State
Company
Position PEL-1
This offer applies in U.S. only.

Kits for Christmas!

GENIAC COMPUTER KIT

You can construct over 50 different circuits and 40 different machines that compute, reason, solve puzzles and demonstrate a wide variety of basic computer circuits with the GENIAC electric brain construction kit. Thousands of schools, colleges, industrial firms and private individuals have bought GENIACS since we first brought them on the market.



GENIAC set up to do a problem in check valve research

We have recently added a circuit for composing music, which gives us special pleasure because it was designed by a 16 year old boy who learned about computers from his GENIAC. Dozens of other youngsters have created their own designs for computing circuits, used GENIACS in their school projects and established a solid foundation of information on computers with GENIACS.

Each kit comes complete with Beginners Manual, Study Guide, instructions for building all the machines and circuits, rack (exclusive with our GENIAC), parts tray, and our complete question answering service. When you buy a GENIAC you are buying a first course in computer operation.

Each kit comes with a one week money back guarantee if you are not satisfied.

Price of Kit complete with parts tray, rack, all components, manuals and texts \$19.95 (postpaid in U. S., add 80¢ west of Mississippi). (\$2.00 outside United States.)

SCIENCE KITS, Dept. PE-18D, Oliver Garfield Company
126 Lexington Avenue, New York 16, N. Y.

only 1, while the other materials have dielectric constants several times greater. This means that substituting one of the other materials for air as a dielectric in a capacitor will increase the capacitance several times. The capacitor will also usually withstand much higher voltages.

One of the duties of the designer of electronic equipment is to choose the proper type of capacitor from the many available.

Time Constant. The speed with which a capacitor can be charged or discharged depends on the *time constant* of the circuit. This, in turn, is determined by the amounts of resistance and capacitance in the circuit. Theoretically, the capacitor never becomes completely charged or discharged,* therefore, the time constant of the circuit (Fig. 1) is defined as the time it takes to charge the capacitor to 63% of the charging e.m.f. (voltage) or to discharge it to 37% of its original value.

The time constant of a resistance-capacitance circuit is calculated as: $T = CR$; where T = time in seconds to charge the capacitor to 63% of the charging voltage or to discharge it to 37% of its original voltage, C = capacitance in farads, and R = resistance in ohms. This formula is also true when capacitance is expressed in microfarads and the resistance is expressed in megohms. It is manipulated exactly like Ohm's law.

Questions about the time constants of capacitive-resistive circuits in the General Class examination may require you to identify the formula ($T = CR$) or to determine the time constant of a specified resistance and capacitance connected in series. For example, if resistance is given as 5 megohms and capacitance as 2 $\mu\text{fd.}$, your answer would be 10 seconds.

Alternating Current. Now assume that, in Fig. 1, the battery is replaced by an a.c. generator. At the beginning of a cycle, the voltage from the generator will start increasing, and a heavy current will flow into the capacitor. As the voltage from the generator gradually increases, the current flowing into the capacitor gradually decreases, as the capacitor becomes partially charged. This process continues until the generator voltage reaches its peak value at exactly the same instant that the capacitor voltage becomes equal to the generator voltage.

As there is now no difference between the two voltages, the current flow becomes zero. Immediately, however, the generator voltage starts decreasing. Consequently,

*After the first unit of time, the capacitor will be 50% charged or discharged. After the second unit of time, it will be 75% charged or discharged, with the percentages increasing to 87.5%, 93.75%, etc., at the end of additional periods of time, never quite reaching 100%.



ON SALE NOW!

164 Pages—

Over 1,000 Listings

With Illustrations

of All Hi-Fi Products

On The Market!

World's First Complete

HI-FI DIRECTORY & BUYERS' GUIDE!

Here's the one indispensable book in your hi-fi library . . . the first complete listing of all hi-fi equipment on the market, plus dollars-and-cents advice on how to pick the right unit for your needs! Call it a shopping catalog, a sourcebook of practical hi-fi ideas, an encyclopedia of hi-fi values, a treasury of practical material you'll use over and over again—this 1958 Hi-Fi Directory & Buyers' Guide is a publication that's tailor-made for you!

**ALL HI-FI EQUIPMENT COVERED . . . INCLUDING
PRICES, MANUFACTURERS AND SPECIFICATIONS!**

Facts on preamps & amplifiers
Buying a record changer
Phonograph accessories
Wise shopping for a turntable
Complete facts on speakers

Illustrated guide to enclosures & cabinets
Special section on tape recorders
Guide to speaker systems
Records on a budget
Choosing AM and FM tuners

Selecting a hi-fi console

PLUS Records recommended by Eugene Ormandy . . . and a full list of hi-fi dealers—where to buy hi-fi in your community!



Ziff-Davis Publishing Co.
64 E. Lake St.
Chicago 1, Ill.

Look for this new publication
at your newsstand—ONLY \$1.

WHETHER YOU WANT
TO **LEARN** ABOUT
TRANSISTORS

OR **USE** THEM

VOLUME TWO

IS THE BOOK
FOR YOU



Raytheon Transistor Applications Book, Volume II, contains basic transistor theory and circuit design, installation and wiring hints for beginners. It has a wide variety of new, never before published applications — receivers, amplifiers, ham gear, test equipment, etc. — and complete information including wiring diagrams, illustrations and parts lists for making these items — for the experienced engineer, experimenter and hobbyists.

That makes it a must for all. Get your copy from your nearest Raytheon Tube Supplier or send 50¢ to Department V2.



Excellence in Electronics

RAYTHEON MANUFACTURING COMPANY
Newton 58, Massachusetts

Tubes • Transistors • Military and Commercial Equipment

Carl & Jerry (Continued from page 10)

square kilometer of the earth's surface, and this totals up to some 1800 amperes. A potential of around 300,000 volts between the ionosphere and the earth is required to force this current through the high resistance of the atmosphere."

"What produces the current?" Carl asked.

"No one is sure. There are several theories. One is that thunderstorms keep the ionospheric battery charged. At any rate, during thunderstorms the comparatively stable ionization of the atmosphere is upset. Franklin was getting both positive and negative charges from his kite flying in the storm. But have you ever noticed that during a thunderstorm and right after it many people seem to feel a mood of happiness and exhilaration?"

"I certainly have," Norma chimed in. "Children show it especially, probably because they're less inhibited. You know, they laugh and shout and run up and down through the water that flows in the gutters after a summer shower."

"Exactly! Now it just *could* be that they feel this way because the lightning has rendered the atmosphere negative—or at least less positive. I was thinking that we might use the high-voltage power supply out of an old projection TV set we have over in our lab so as to change the ionization in a small area. We could connect the positive side to ground and the negative side to a device with a lot of sharp points on it that would shove the negative electrons out into the air and neutralize the charge of the positive ions. Anyone in the vicinity would be in a negatively charged atmosphere—and might react accordingly."

"What say, Norma?" Carl asked.

"What have I got to lose?" Norma said recklessly. "How do we go about it?"

"WELL, suppose we install the gadget in your living room tomorrow and give it a try tomorrow night," Jerry suggested. "I suppose you and Mike will sit on that couch across from the TV set. We'll mount the de-ionizer close to the couch."

"Okay," Norma agreed; "but I think it'd be a pity if you two couldn't see how this experiment works out. I'll leave the shades up, and you can watch developments from Jerry's dining room right across from my living room. Really, though, you should be able to *hear* what's going on, too. Can't you geniuses manage that?"

"Easily, since you're agreeable," Jerry said. "We'll just put the pickup unit of an intercom set behind the couch and run leads across to a receiver unit in my house;


WE DON'T NEED ENGINEERS

... but they write to us daily to order our
GENIAC Electric Brain Construction Kits

So do TEACHERS, SCIENTIFIC AMATEURS, INDUSTRIAL FIRMS and schools. (See list below.)

THOUSANDS OF SATISFIED CUSTOMERS have bought GENIACS on a 7 DAY REFUND guarantee

We are proud to offer our 1958 Model, with up to the minute improvements for the thousands of new customers who can use them.



WHAT IS A GENIAC?®

Here is a picture of the 1958 Model GENIAC in the display rack (\$89.00 separately) which comes with every kit.

GENIAC stands for *Genius* Semi-Automatic Computer. A kit of specially designed switch decks and racks which permit the user to construct more than thirty different machines (following directions and wiring diagrams) and as many more as he is able to design himself. These machines demonstrate the applications of electric circuitry.

APPLICATIONS OF GENIAC

SIMPLE COMPUTER CIRCUITS of binary, decimal adding, subtracting, dividing, multiplying machines, PROBLEMS in symbolic logic, reasoning, comparing, PSYCHOLOGICAL TESTING and EXPERIMENT GAME PLAYING CIRCUITS for tit-tat-toe and nim. ACTUARIAL ANALYSIS.

SOME OF OUR CUSTOMERS

Allis-Chalmers • Remington-Rand • International Business Machines • Manual Missionary College • Barnard College • Westinghouse Electric • Philips Laboratories • General Insurance Co. of America • Lafayette Radio • Rohr Aircraft Co. • Albert Einstein Medical College • Naval Research Laboratories • Board of Education, Tecumseh, Nebraska • Los Angeles Public Schools • Jefferson Union High School • Oklahoma A & M • Courtland Jr. High School • Bell Telephone Laboratories.

WHAT COMES WITH THE KIT?

BOOKS—1. SIMPLE ELECTRIC BRAINS, AND HOW TO MAKE THEM . . . 64 page experiment manual.—New! 2. MINDS AND MACHINES . . . 100 page text on computers, automation and cybernetics.—New! 3. WIRING DIAGRAMS for basic GENIAC circuits.—New! 4. Beginners Manual for the person who has little or no familiarity with electric circuits.—New! 5. GENIAC study guide . . . the equivalent of a full course in computer fundamentals. Lists additional readings.

PARTS—PANELS, DISCS RACK (for easy assembly and display). Hardware, wire, tools, battery, holder, etc. for more than thirty machines.

SEND for your GENIAC now. At only \$19.95, a bargain, comes complete with over 400 parts and components. 7 books and manuals. We guarantee that if you do not want to keep GENIAC after one week you can return it for full refund. Add 80¢ west of Miss., \$2 outside U. S. Mail Name & Address with check or Money Order to

OLIVER GARFIELD CO., DEPT. PE-18C

126 LEXINGTON AVE.

NEW YORK 16, N. Y.

SEE IN THE DARK—UNDETECTED

Now available: former top-secret war equipmt.
SURPLUS U. S. Navy SNOOPERSCOPE SET.

INFRARED EQUIPMENT lets you probe through pitch-black night without being seen. See people, animals, physical objects. Powerful beam is invisible. Govt. cost \$300 approx. Factory-new. Type B Eastman Kodak Infra-Red Snooperscope Receiver, 7" long, with 5" Schmidt ultra-high speed object lens. Elaborate optical system, many coated lenses. Uses 2 penlight batteries. Shipping weight 9 lbs. Price \$19.95.

Waterproof Snooperscope Carrying Case, extra. Shipping wt. 3 lbs. Price \$3.00.

Dual Purpose U. S. N. Floodlight throws strong beam of invisible infra-red rays. With infra-red lens, spare sealed beam lamp, batteries. Shipping wt. 23 lbs. Price \$14.95. No. C.O.D.'s please.

Send full amount with order. All equipment shipped F.D.B. Pasadena, Calif.

C & H SALES CO. 2176 EAST COLORADO STREET
PASADENA, CALIFORNIA



GLO-AID

By RYTEL Soldering Aid

TWO TOOLS IN ONE SOLDER RESISTANT TIPS

A Must for Every Amateur
Test for high voltage without danger of shock.

High Voltage

A Visual Aid in Testing

Neon Tube Glows to Indicate High Voltage

Probe

Makes Soldering Easy

\$200

SEND TO:

COLUMBIA RADIO CO.

17538 VENTURA BLVD. ENCINO, CALIF.

Radio & TV Parts Industrial Products Hi-fidelity Sound Communications Equipment

Van Sickle Radio Supply Co.

New Location—4131 N. Keystone Ave.—Ph. LI 7-3589
INDIANAPOLIS 5, INDIANA

Everything in Electronics

NEW MAGIC RADIO WALKIE TALKIE!

YOUR OWN POCKET SIZE RADIO STATION!

BROADCASTS TO ANY HOME OR CAR RADIO WITHOUT WIRES OR HOOKUPS! Wt. only 5 oz. Size (1 1/2 x 2 1/2 x 1 1/4"). Built-in telescoping antenna. Powerful Transistor—sensitive microphones. Frequency setter, break-in switch! Runs for weeks on self-contained flashlight batteries. Durable plastic case. With this Radio Talkie you CAN TALK TO YOUR FRIENDS UP TO A BLOCK OR MORE AWAY! Talk up to 1 mile or more between two automobiles! INSTANT OPERATION! Just push button to talk! No license needed. Uses inductive field magnetic radiation. Useful and real fun in a million ways. GUARANTEED TO WORK. 1 YEAR SERVICE GUARANTEE.

SEND ONLY \$3.00. (cash, ck. mo) and pay postman \$9.99 COD postage or send \$12.99 for prepaid delivery. COMPLETE READY TO OPERATE with instructions and hundreds of ways and tricks for broadcast your NEW POWERFUL RADIO WALKIE TALKIE NOW. Available only from:

WESTERN RADIO, Dept. REL-1, KEARNEY, NEBR.

MORSE CODE

SENDING • RECEIVING • SPEED

Complete Instructions.

Made Easy with 45 or 78 RPM Record.

7 INCH 45 RPM . . . SEND \$1.25 12 INCH 78 RPM . . . SEND \$2.25
Prices Include Postage and Handling

UNCLE SAM RECORDINGS • Dept. D1
59 East Van Buren Street Chicago 5, Illinois

Sold by leading hobby shops, radio-electronic dealers, hi-fi record shops, chain and department stores everywhere. Dealer, Jobber, and Mail Order Firms inquiries invited.

ENGINEERING DEGREES

E.E. Option Electronics

Under and Postgraduate
Earned Through HOME STUDY
or Residence Work

5719-W Santa Monica Blvd.
HOLLYWOOD 38, CALIFORNIA

(Operating as a College of Engineering only at present)

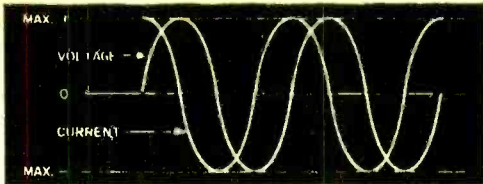


Fig. 2. Behavior of alternating current and voltage in a capacitor. The current always leads the voltage by one-quarter cycle or 90 degrees.

current starts flowing out of the capacitor into the generator, reaching its maximum value at the end of the first half cycle, when the voltage in the circuit is again zero.

The generator voltage now starts building up in the opposite (negative) direction, and the whole action of the current and voltage during this half cycle is a mirror image of the previous half cycle, with the entire pattern repeating itself over and over as long as alternating current is fed into the circuit. This action is illustrated graphically in Fig. 2, which shows that the current in a capacitor always leads the voltage by one-quarter cycle or 90 degrees.

Although a.c. does not actually flow through the insulating material between the plates of a capacitor, it appears very much as if it did. Nevertheless, if the capacitor is short-circuited, the current in the circuit will increase, showing that capacitance does offer opposition to the a.c. flow.

Capacitive Reactance. The opposition that a capacitor presents to the flow of alternating current is called *capacitive reactance*. It is equal to: $X_c = 1/(2\pi FC)$; where X_c = the capacitive reactance in ohms, π (π) = 3.14, F = frequency in cycles per second, and C = capacitance in farads. If capacitance is expressed in microfarads ($\mu\text{f.}$), the formula becomes a bit easier to manipulate if written as: $X_c = 1,000,000/(2\pi FC)$; where C = capacitance in microfarads, and the other symbols have the same meanings as before.

Solving the formula for a couple of typical problems will show you how to handle it. Question: What is the capacitive reactance of a 2- $\mu\text{f.}$ capacitor at 60 cycles per second? Answer: $X_c = 1,000,000/(2 \times 3.14 \times 2 \times 60) = 1,000,000/753.6 = 1326$ ohms, approx. Question: What is the capacitive reactance of an 0.0005- $\mu\text{f.}$ capacitor at 4 mc. (4,000,000 cycles)? Answer: $X_c = 1,000,000/(2 \times 3.14 \times 4,000,000 \times 0.0005) = 1,000,000/12,560 = 80$ ohms, approx.

News and Views

Barrie, W7DCK, offers to schedule anyone needing Arizona on weekends, and he will be glad to help prospective amateurs get their licenses. Barrie has been a ham for a year and a half—a full year as a Novice—and now

January, 1958

Complete Training

FOR BETTER RADIO-TV SERVICE JOBS



Let these two great Ghirardi training books teach you to handle all types of AM, FM and TV service jobs by approved professional methods—and watch your efficiency and earnings soar!

Each book is a complete service training guide. Each contains the complete data on modern methods and equipment—NOT a re-hash of old, out-of-date material. Each is co-authored by A. A. Ghirardi whose famous RADIO PHYSICS COURSE and MODERN RADIO SERVICING were, for 20 years, more widely used for military, school and home study training than any other books of their type!

THE NEW Ghirardi RADIO-TV SERVICE LIBRARY

Almost 1500 pages and over 800 clear illustrations show step-by-step how to handle every phase of troubleshooting and servicing.

1—Radio and Television Receiver TROUBLESHOOTING AND REPAIR

A complete guide to profitable professional methods. For the beginner, it is a comprehensive training course. For the experienced serviceman, it is a quick way to "brush up" on specific jobs, to develop improved techniques or to find fast answers to puzzling service problems. Includes invaluable "step-by-step" service charts. 820 pages, 417 illus., price \$7.50 separately.

2—Radio and Television Receiver CIRCUITRY AND OPERATION

This 669-page volume is the ideal guide for servicemen who realize it pays to know what really makes modern radio-TV receivers "tick" and why. Gives a complete understanding of basic circuits and circuit variations; how to recognize them at a glance; how to eliminate guesswork and useless testing in servicing them. 417 illus. Price separately \$6.75.

Special low price . . . you save \$1.25

If broken into lesson form and sent to you as a "course," you'd regard these two great books as a bargain at \$50 or more!

Under this new offer, you save \$1.25 on the price of the two books—and have the privilege of paying in easy installments while you use them! No lessons to wait for. You learn fast—and right!

STUDY 10 DAYS FREE!

Dept. PE-18, RINEHART & CO., Inc.
232 Madison Ave., New York 16, N. Y.

Send books below for 10-day FREE EXAMINATION. In 10 days I will either remit price indicated (plus postage) or return books postpaid and owe you nothing.

Radio & TV Receiver TROUBLESHOOTING & REPAIR (Price \$7.50 separately)

Radio & TV CIRCUITRY & OPERATION (Price \$6.75)

Check here for MONEY-SAVING COMBINATION OFFER

Save \$1.25. Send both of above big books at special price of only \$13.00 for the two. (Regular price \$14.25 . . . you save \$1.25.) Payable at rate of \$4 plus postage after 10 days if you decide to keep books and \$3 month for 3 months until the total of \$13.00 has been paid.

Name

Address

City, Zone, State

Outside U.S.A.—\$8.00 for TROUBLESHOOTING & REPAIR; \$7.25 for CIRCUITRY & OPERATION; \$14.00 for both. Cash only, but money refunded if you return books in 10 days.

NOW The Short Cut to Learning You've Been Waiting for



Learn "By Ear" with the **DORMIPHONE**

The Scientific Discovery

That Works for You...

Awake and Asleep

Now, at last, science gives you an easy shortcut to learning. With this amazing new tool, you "start" to learn while awake—then the university-tested Dormiphone takes over, continues the learning process for you while you go off to sleep.

Do you want to learn a language—Memorize a speech—or an array of important facts, figures, formulas—Correct your speech—Break bad habits? The Dormiphone SAVES YOU TIME—EFFORT.

The Dormiphone is so simple to use, children benefit—so helpful and practical it is used by educators, psychologists, people of all ages, occupations all over the world.

Break Down Barriers to Learning

Find out HOW the Dormiphone works FOR YOU—how it can help you learn anything in less time, without intensive self-application. Write for FREE Book, "A New Dimension in Learning," or call for FREE DEMONSTRATION—Get the Scientific Evidence NOW.

MODERNPHONE, INC. Circle 7-0830
292-018 Radio City, New York 20, N. Y.

Gentlemen: Please send me your FREE Booklet. I am interested in learning more about the amazing DORMIPHONE and what it can do for me. No obligation—no salesman will call.

If under 18, check here for Special Booklet A.

NAME

ADDRESS

CITY ZONE STATE

My main interest in the Dormiphone is for:

Learning a Language Speech Improvement

Memorization Sleep Inducement

Habit Correction School or College Work

OK! BUY HI-FI

But plan for the future



Wouldn't it be frustrating to buy a speaker and have to discard it when you are ready for something better? But not any more! You can buy a University speaker and add to it until you have the finest speaker system you'd ever want. University's P-S-E* makes this possible...and it's so easy. Buy a

speaker or system now and enjoy immediate listening satisfaction. When because of musical taste, finances or just whim, you want a more elaborate system, you can add speaker components without discarding what you have.

P-S-E is really ingenious... more than that, it is a blessing to all Hi-Fi'ers. If you're interested in "planning for the future" learn all the facts. Send for FREE illustrated brochure to Desk A-2, University Loudspeakers, Inc., 80 So. Kensico Ave., White Plains, N. Y.



*P-S-E—Progressive Speaker Expansion Plan—is a concept first introduced by University...and is still the best.

LISTEN *University sounds better*

PORT ARTHUR COLLEGE ELECTRONICS COMMUNICATIONS

AM FM Television Broadcast Engineering
Marine Radio Radar

CHECK THESE FEATURES: Tuition \$34 per mo., room & board \$50 per mo. in dorm on campus. College operates 5 KW broadcast station. Students get on-the-job training at studios on campus. FCC license training with all courses. Well equipped classrooms & lab., am fm transmitters, radar & marine eqmt., television camera chain, experiment lab test eqmt. & other training aids. Our graduates in demand at good salaries. Free placement service. Have trained men from all 48 states. Approved for GI. Write to Dept. PE-1 for details.

PORT ARTHUR COLLEGE Port Arthur Texas
Established in 1909

2 WAY PORTABLE RADIO SET

SENDS—RECEIVES UP TO 10 MILES AS SHOWN

With built-in antenna or hundreds of miles with outside antenna! Works on 80 and 40 meter (Novice amateur radio bands—also Aircraft and overseas broadcast (3to8 mc). PORTABLESELF-CONTAINED POWERED WITH STANDARD PORTABLE RADIO BATTERIES. NO AC PLUG-INS NEEDED! Take it with you everywhere you go—on trips, vacations, camping—Keep in contact with home, friends. Has 5 watt crystal controlled transmitter—Sensitive Regenerative Receiver. Send-Receive switch. Wt. only 3 lbs. Size, only 6" x 4 1/4". TESTED—PROVEN—SIMPLIFIED—PRACTICAL—Full information given on quick easy to get license.



WESTERN RADIO

SEND ONLY \$3.00 (bill, etc. mo) and pay postman send \$14.95 for postpaid delivery. Complete kit includes all parts, tube, coils, plastoid cabinet, easy instructions (Set of batteries \$2.95; crystal \$1.25.) COMPLETELY WIRED AND TESTED POSTPAID \$19.95. A regular \$49.95 value—Order now before price goes up. GUARANTEED—AVAILABLE ONLY FROM:

DEPT. BNE-1

KEARNEY, NEAR.



Hi-Fi Amplifier Kit \$29.50

Hi-Fi AM-FM Tuner Kit \$28.95

And they have the finest features and specs. Fully illustrated step-by-step 28-page manual makes assembly a snap! WRITE FOR FREE CATALOG: \$1.00 for new Federal Tax.

319 Church Street

QUALITY ELECTRONICS
Dept. P-13

New York 13, N. Y.

EASY TO LEARN CODE

Learn or increase speed with an Instructor-graph—the Radio-Telegraph Code Teacher that takes the place of an operator-instructor and enables anyone to master code without further assistance. Available tapes from beginners alphabet to typical messages on all subjects. Speed range 5 to 40 WPM. Always ready—no QRM. Thousands have "acquired the code" with the Instructor-graph System. Write today for convenient rental and purchase plans.



INSTRUCTORGRAPH COMPANY
4713-F Sheridan Road, Chicago 40, Illinois

INVENTORS

Learn how to protect your invention. Specially prepared "Patent Guide" containing detailed information concerning patent protection and procedure with "Record of Invention" form will be forwarded to you upon request—without obligation.

CLARENCE A. O'BRIEN & HARVEY JACOBSON

Registered Patent Attorneys

89-8 District National Bldg. Washington 5, D. C.

WANT A BETTER JOB? BECOME AN ELECTRONIC ENGINEER

ONLY 32 MONTHS TO EARN A BACHELOR OF SCIENCE DEGREE IN ELECTRONICS ENGINEERING
Class enrollment limited to allow for individual instruction. Chartered by state of California. Nonprofit-nonsectarian, co-educational—established 26 years.

APPROVED FOR VETS—ENROLL NOW!

SEND FOR FREE CATALOG

PACIFIC STATES UNIVERSITY

1516 S. WESTERN AVE. Dept. M LOS ANGELES, CALIF.

Always say you saw it in—POPULAR ELECTRONICS

has his Conditional Class license. He operates a Heathkit DX-35 transmitter and a National NC-57B receiver, which replaces the Heathkit AR-2 he used as a Novice. Barrie's states-worked total is 39, all confirmed.

Peter, KN1ADJ, who some months ago offered to tell anyone interested how to substitute a 6146 for an 807 in a transmitter, has finally answered all the cards and letters he received on the subject, and now repeats his offer. Pete's Novice license expired in mid-October, but he has been having a bit of trouble with General Class theory and could use some help with it. Code is no problem. He has a 25-wpm code-proficiency certificate. As a Novice, Pete worked 43 states and many DX stations, running 75 watts to a 6146.

Bruce, WN2RHE, works 80 meters with a Heathkit AT-1 transmitter, a 250' antenna,

FOR BEGINNING AMATEURS

I recommend the *Novice And Technician Handbook* by William I. Orr, W6SAI, and Donald Stoner, W6TNS, to all beginning amateurs, no matter what class of license they hold, primarily because of its many easy-to-follow construction articles. Among them are four on transmitters rated from 10 to 60 watts input for the amateur bands between 3.5 and 148 mc. Others give data on converting war-surplus "Command" transmitters for Novice and General Class use, a screen modulator, power supplies, and antenna tuners. Among the receiving equipment described is: a preselector for improving the sensitivity of inexpensive short-wave receivers; a 20- to 6-meter converter which will improve the high-frequency performance of almost any short-wave receiver as well as add 6-meter coverage to it; a transistorized Q-multiplier; and two 6- and 2-meter converters. You'll need some knowledge of elementary electronic theory and the ability to read schematic diagrams to get the greatest amount of good from this handbook. It can be obtained either from the publisher, Radio Publications, Wilton, Conn., for \$2.85 plus 15 cents postage, or from most amateur supply houses.


and a Hallicrafters S-38D receiver. He also works on 2 meters, but did not mention what kind of equipment he uses there. . . . **Mike, KN5MLG**, has had his ticket for about three weeks and made over 50 contacts in spite of his antenna being surrounded by 75' pine trees. KN5MLG uses a WRL Globe Scout 680 transmitter and a Hallicrafters SX-99 receiver. . . . **Mickey, K9BBO**, got some well-deserved publicity in the Gary, Indiana *Post Tribune* for being one of the first hams in the midwest to hear the radio signals from the Russian "Sputnik I" and tape-record them on October 5 and 6. Since he received his General license, Mickey has built a final amplifier using a pair of 805 tubes, which he drives with his Johnson Adventurer transmitter.

George, K0CYP, Operation Manager at World Radio Labs., Council Bluffs, Iowa, reports that there were 81 enrolled in the last WRL Novice class. If you live in that vicin-

Free! ALLIED'S 1958 ELECTRONIC SUPPLY CATALOG

404
value-packed
pages

Send
for it!



SAVE on
everything in
electronics

EASY TERMS
AVAILABLE

WORLD'S LARGEST STOCKS

Here's everything in Electronics for Experimenters, Builders, Amateurs, Servicemen, Engineers and Hi-Fi Hobbyists:

- Amazing Build-Your-Own KNIGHT-KITS
- Hi-Fi Music Systems & Components
- Recorders & Phono Equipment
- TV Tubes, Antennas, Accessories
- Public Address Systems
- Amateur Station Equipment
- Latest Test Instruments
- Industrial Electronic Supplies
- Parts, Tubes, Transistors, Tools and Books

SAVE on everything in Electronics—get fast, dependable service—send today for your FREE 1958 ALLIED Catalog.

Everything in Electronics
From One Reliable Source

our 37th year



ALLIED RADIO

ALLIED RADIO CORP., Dept. 79-A8
100 N. Western Ave., Chicago 80, Ill.

Rush FREE 1958 ALLIED 404-Page Catalog

Name _____

Address _____

City _____ Zone _____ State _____

Send for
FREE
Catalog

Grommes

The Famous Little Jewel...

"Music Lovers Amplifier"

BRAND NEW . . . EASIEST BY FAR . . .

The newest, most revolutionary method of Kit construction applied to one of the World's most famous amplifiers. The LJ6Kit, long known as a "Best Buy in Hi-Fi," is now available in this Eye and Time saving method. You'll be amazed, and you'll marvel at this construction method.

**DO IT THE LITTLE GENIE WAY
SO SIMPLE IT'S LIKE MAGIC**

KIT

\$24.95



FEATURES

Highest value 10 watt amplifier kit in the low priced field. Features include built in pre-amplifier, record, compensator on phono channel, 4 inputs, bass and treble controls. Unique arrangement of bass control in volume control circuit enables volume control to be used as a loudness control. Complete with punched chassis, hook up wire, solder, hardware and step by step instructions. Can be assembled with only a screwdriver, long nose pliers, wire cutter and soldering iron.

SPECIFICATIONS

Power Output: 10 watts; 15 watts peak
Distortion: 2% harmonic or less at 10 watts
Frequency response: 11 DB. 20 to 20,000 CPS. at 1 watt
Negative feedback: 12 DB.



GROMMES & PHILLIPS

5857 W. Lawrence Avenue
Chicago 30, Illinois

Please send LJ6 Kit. I enclose \$24.95
 Please send "HOUSE OF KITS" Catalog

NAME


ADDRESS

CITY ZONE STATE

"The House of Kits"

ELECTRONICS
MARINE
EDUCATIONAL
HI-FI
CRAFTS
TOYS
AIR-CONDITIONING
SPORTS
FISHING
HUNTING
OPTICS
PHOTOGRAPHIC

**YOUR COPIES OF
POPULAR
ELECTRONICS
ARE VALUABLE!**



**KEEP THEM NEAT . . . CLEAN . . .
READY FOR INSTANT REFERENCE!**

Now you can keep a year's copies of POPULAR ELECTRONICS in a rich-looking leatherette file that makes it easy to locate any issue for ready reference. Specially designed for POPULAR ELECTRONICS, this handy file—with its distinctive, washable Kivar cover and 16-carat gold leaf lettering—not only looks good but keeps every issue neat, clean and orderly. So don't risk tearing and soiling your copies of POPULAR ELECTRONICS—always a ready source of valuable information. Order several of these POPULAR ELECTRONICS volume files today. They are \$2.50 each, postpaid—3 for \$7.00, or 6 for \$13.00. Satisfaction guaranteed, or your money back. Order direct from:

JESSE JONES BOX CORP., DEPT. PE
Box 5120, Philadelphia 41, Pa., (Established 1843)

ity, check with George (George Hladik, Jr.) for the date on which the next Novice class will start. He works 6 meters and reports that it is truly amazing how 6-meter activity has increased recently. Not only are the Technicians getting on the band, but many Generals are operating on it to escape the interference on the lower frequency bands. . . . **Ronald, K2S5T**, is proud of becoming a ham. To prove it, he presented a 3' x 4' QSL card to Walter Muller, his instructor at the Jersey City, N. J., Department of Parks Radio School. (Free classes are held nightly from 7 to 10 p.m. on Monday, Wednesday, and Friday at 15 Cole St., and on Tuesday and Thursday at Roosevelt Stadium, Jersey City.)

To extend the tuning range of his Allied Spanner receiver beyond the broadcast band and the 6- to 19-mc. short-wave band, **Earl Tiley, K8CFJ**, replaced its original short-wave coil with a set of ICA #1741 plug-in coils. To make a similar change, disconnect the original coil from the bandswitch, carefully noting where each connection was made. Remove the coil and mount a 4-prong socket on the chassis. Wire the socket to the switch, so that when the new coils are plugged into the socket they will be connected to the switch in the same way that the original coil was connected. After the change, Earl reports, the receiver works as before, except that the entire short-wave spectrum up to 30 mc. can be covered by plugging in different coils. Earl also replaced the original 400- μ fd. tuning capacitor with a 140- μ fd. one (Bud 1876). This makes tuning the short-wave bands less critical than with the original capacitor, but it prevents tuning the lower portion of the broadcast band. Earl admits that although the Space Spanner doesn't do everything an expensive superhet receiver will do, he is very pleased with it.

With six weeks to go as a Novice, **Ron, KN4LWZ**, has worked 41 states and nine countries. He worked most of the states, and also Hawaii, on 40 meters with a 11-watt, home-built transmitter. His present transmitter is a Heathkit DX-20. Ron is another one who has suggested a monthly Novice DX honor roll in this column. . . . **Noel E. Donawa**, 22 Prizger Road, San Juan, Trinidad, British West Indies, would like help in radio theory and code. In return, he might be able to tell you something about life on a tropical island.

Contributors to News and Views: **Barrie Schwartz, W7DCK**, (16), 1533 Avenida Sirio, Tucson, Ariz.; **Peter Guber, KN1ADJ**, 407 Ward St., Newton Centre, Mass.; **Bruce Bouvier, WN2RHE**, Box 217, Oakland, N. J.; **H. M. "Mike" Grimes, KN5MLG**, (15), P. O. Box 992, Gladewater, Texas; **Mickey Hall, K9BBO**, (17), 213 Cleveland St., Gary, Ind.; **Ronald Parham, K2S5T**, (22), 127 Terrace Ave., Jersey City, N. J.; **Earl E. Tiley, K8CFJ**, 405 East Main St., Blanchester, Ohio; **Ron Hines, KN4LWZ**, 14300 NW 16 Court, Miami 47, Fla.

Keep your letters and reports coming. Next month we plan to review the Johnson "Navigator" de luxe c.w. transmitter kit. I'm sure you'll like it! 73,

Herb, W9EGQ

45 Piece "Powerhouse" HOME WORKSHOP



Reg. \$69.95
\$33.71

Stock No. TL-160
YOU GET ALL THIS

- 1/4" CAPACITY DRILL WITH JACOBS GEARED CHUCK
- 4" TILTING STEEL TABLE SAW ATTACHMENT
- POWER HAND SAW ATTACHMENT
- 3 PC. DRILL PRESS WITH MOUNTING BASE AND POST
- 7 DRILL BITS FOR METAL AND WOOD
- 3 MOUNTED GRINDING WHEELS
- 12 SANDING DISCS—6 COURSE—6 FINE
- LAMBS WOOL POLISHING BONNET
- SOFT CLOTH BUFFER
- ALL PURPOSE PAINT MIXER
- RUBBER BACKING PAD AND 8 PC. ADAPTER SET

You save over 50% on this complete home workshop. ALL BRAND NEW—Shipped in factory sealed cartons—backed by Olson's guarantee. Operates on 110-120 Volts, 60 cy. AC.

OLSON RADIO WAREHOUSE

Buys More — Sells More
Nobody Gives More
Service, Quality, Low, Low Prices

New VM 4 Speed Automatic RECORD CHANGER



- Two Precious tipped Stylus • Ronette Cartridge • 9" Weighted Turntable • Heavy duty Motor • Manual Play Position
- No Preamp Required
- Plays all three sizes of records. Shuts Stock No. off after last record has played. Has stop-when-not-in-use position on speed selector to save idler wheel on turntable chassis. Finished in rich brown and cream. Only four wires to connect. Operates on 110 volts 60 cy. AC. Size: 13 1/4" x 13 1/8". Height above turntable 4 3/4", below 3 1/4".

\$25.87 EA.

ACCESSORIES FOR ABOVE

- Mounting Base—Stock No. CA-65 \$4.07
- 45 RPM Spindle—Stock No. RP-106 \$2.79

HAND NIBBLING TOOL



Stock No. TL-161
3 For \$11.00
\$3.85 EA.

A hand tool that will cut squares, circles or complex designs in 18 gauge steel, 1/16" aluminum, copper or plastic. Metal edges remain flat and smooth after each cut.

REPLACEMENT PUNCH FOR ABOVE

Stock No. TL-162. Each \$1.70
3 for \$5.00

Germanium RADIO



Complete with Crystal Earphone

\$3.63 EA. Stock No. RA-277

A completely assembled radio featuring germanium diode detector, iron core antenna coil, variable condenser, antenna lead-in and ground wire. Size 3 1/4" x 2 1/2" x 1".

WIRE STRIPPERS

Deluxe Automatic Model



Stock No. TL-145 **\$3.71**

Delayed action return type, will not crush fine stranded wire. Strips all wire quickly and smoothly from size 12 to 18. Hardened steel cutting blades. Overall size 7".

New Magnavox 15" HI-FI SPEAKER



Stock No. S-287
\$15.83 3 For \$45 EA.

A genuine Magnavox 15" PM Speaker with a 1 pound Alnico 5 Magnet. Delivers beautiful wire range fully rounded tones. Frequency response 30-15,000 cps. Voice coil diameter 1 1/2". Impedance 8 ohms. Power handling capacity 18 watts.

STETHOSCOPIC HEADPHONES



Stock No. PH-13
3 For \$5.00
\$1.88 EA.

High impedance crystal headphone with ear plugs used with office machines, aircraft equipment, etc. Light weight, flexible plastic construction. With 36" two conductor, twisted, pliant cord.

Shield Brand Plastic RECORDING TAPE



Fully Guaranteed NEW MYLAR

Chosen by actress Jayne Mansfield and Chief Radio Operator of Moore-McCormack Steamship Lines. Holds up perfectly under all kinds of adverse conditions. Mirror polished red-oxide bonded to smooth strong plastic. Response 50-15,000 cps. Low distortion, uniform output. Standard 1/4" width, 7" dia. reels—individually boxed.

1200 Ft. Reel	1800 Ft. Reel	2400 Ft. Reel
Stock No. X-249, Doz., ea. \$159	Stock No. X-583, Doz., ea. \$245	Stock No. X-692, Doz., ea. \$369
Lots of 6, ea. \$1.79 Single, ea. \$2.19	Lots of 6, ea. \$2.59 Single, ea. \$2.99	Lots of 6, ea. \$3.79 Single, ea. \$3.99

1/4" DRILL SAW

Entirely new drill saw combination that converts from saw to 1/4" drill in 1 minute. Rugged die cast frame, heavy duty motor, trigger switch with lock button for continuous operation. Saw has individual finger tip adjustments for depth of cut. Cuts angles 0 to 45° maximum depth of cut 1 1/2". 4 1/4" saw blade included. Large comfortable grip enables one hand operation. Ball bearing construction. Fully guaranteed. Saw cuts through wood, plastic, masonry, hard rubber, non ferrous materials, tile, plaster, etc.

Reg. Price \$25.95

\$16.71 EA.

Stock No. TL-164



ACOUSTIC FOAM



72" x 18" x 1/2" ROLL
\$3.02 PER ROLL

3 Rolls for \$8.50
Stock No. CA-62

Sound absorbing sponge rubber padding for lining HI-FI speaker enclosures. Easily cut to any size cabinet.

OLSON BARGAIN STORES IN

CHICAGO—623 W. Randolph St.
CHICAGO—123 N. Western Ave.
CLEVELAND—2020 Euclid Ave.
PITTSBURGH—5918 Penn. Ave.
MILWAUKEE—423 W. Michigan
BUFFALO—711 Main Street

HOW TO ORDER FROM OLSON

Mail your order to 158-P Forge St., Akron 8, Ohio. Send remittance with order (add for postage 5c for each dollar's worth ordered—10c for each dollar's worth if you are more than 1,000 miles away). **OLSON REFUNDS EVERY CENT NOT USED.** Or—send no money—we'll ship C.O.D. and you pay mail or expressman for merchandise and postage. **ALL MERCHANDISE 100% GUARANTEED PLEASE—MINIMUM ORDER \$5.00.**

Shield TELEGRAPH KEY

Stock No. X-679



\$1.26 EA.

Ideal for beginner or ham. All parts plated with base of molded phenolic. Full knob size, adjustable arm and tension spring. Coin silver contacts.

Olson Radio Warehouse

158-P S. FORGE ST. AKRON 8, OHIO

TUBES "TAB" TESTED GUARANTEED

Our 12th Year in Business

0A2	.80	9LP7	1.00	6BQ6	2.00	7Q7	.79
0B2	.72	45	4/51	6BQ7	.99	12A76	.59
0B3	.82	7193	20/51	6C4	2/51	12A77	.79
0C3	.84	434A	1/98	6C5	1/98	12A78	.89
0D3	.80	1N34A	2/51	6C86	.69	12A79	.59
0Z4	.50	5B4F	.52	6C96	1.49	12A80	.59
1A2	.98	5U4	.98	6D6	6/15	12A84	.79
1B3	.78	5V4	.89	6J6	2/51	12A87	.79
1L4	.82	5Y3	.59	6K6	2/51	12B7H	.89
1R4	.88	6A4	.55	6K7	1/19	12B7Y	.89
1R5	.78	6AC7	.79	6L7	2/51	12C7	.79
1S4	.78	6AG7	.97	6S4	.59	12K7	.69
1S5	.68	6AH4	.89	6S47	.79	12SN7	.69
1T4	.69	6AG6	.95	6SH7	.69	12SQ7	.69
1U5	.59	6AK5	.69	6S17	.69	14A7	.69
1X2	.86	6AL5	.59	6SK7	.69	19B6	1.69
1D21	.68	6AQ5	.68	6SL7	.69	25BQ6	1.29
388A	2/51	6AS5	.75	6SN7	2/51	2826	.79
2V3	2/51	6AT6	.49	6SQ7	.59	38C5	.59
3A5	.69	6AU4	.59	6T4	1/19	35L6	.59
954	10/51	6AV6	.59	6T8	.98	35W4	.59
955	4/51	6AX4	.79	6U8	.89	38Z5	.55
957	.30	6BA6	.59	6V6	.59	50A5	.69
1619	4/51	6BC5	.59	6W6	.79	50C5	.69
1625	4/51	6BE6	.59	6X4	.39	50C5	.69
1626	4/51	6BF5	.59	6Y4	.69	50L6	.69
1629	4/51	6BG6	1.49	7C5	.79		1.00
807	1/5	8KX5	.89	7F7	.79	76	5/51
808	.88	8L7	.98	7F8	.79	77	5/51
5B1	1.98	6B6	.89	7N7	.79	10Y	3/51

FREE! WRITE TODAY FOR OUR NEW CATALOG

"TAB" GTD NEW TEST EQUIPMENT KITS!

Postpaid 48 States
TRANSISTOR MATCHED IN-COUPLET TRANSFORMERS & DIAG. \$2
TKM HI-FI 2 WAY SPEAKER KIT \$38; 77K SCOPE 7" KIT \$76
TKB DYNAMIC TUBE & TRANSISTOR TESTER KIT \$68

NEW IMPROVED "TAB" HI-FI SPEAKERS!

15" TRI/3 way, 25 WATT/20-20000 CYCS. #F15H3X... \$37.50
 2" TRI/3 way, 20 WATT/40-20000 CYCS. #F1243X... 28.50
 12" COAX, 20 WATT/35-18000 CYCS. #F1242X... 22.00
 SONOTONE CAL2/COAX 12 WATT/40-14000 CYCS. 19.11
BAUBUY C "TAB" FOR ALL HI-FI!!!
 50 WATT HI-FI Kit Latest Design—Best Complete!..... \$57
 60 WATT HI-FI Amp & Preamp Kit—Complete!..... \$69

SNOOPSCOPE "SEE IN DARK" TUBE & DATA \$5. 2 for \$9
MINIATURE METER ONE MA/DC 2% ACCY MTG/RD/5Q. \$3.89
SLIM JIM HIGAIN DYNAMIC MIKE/TILT STAND/XFMR. \$3.89
HI VOLTAGE MICA CONDENS. 0.005-100.000 MFD. 10 for \$1
MICRO SWITCH B-1/30AMP & ALNICO ARC MAGNET. 10 for \$1
AC-DC/115V SENSITIVE 10000 OHM RELAY S.P.D.T. \$2
RCA-3" SCOPE USED TESTED—GTD. \$30
ARR2 RCVR LESS TUBES HIFREQ. \$1.89 @ 3 for \$5
BC457 AS 15. \$1.39; BC458 AS 15. \$1.98
MOTOR & FAN AC/240V. \$1.29 @ 3 for \$3

KITS! Each "TAB" Kit Contains The Finest Selection

- | | |
|-----------------------------|---------------------------------|
| Kit 35 Precision Resistors | Kit 40 Insulators |
| Kit 10 Switches | Kit 35 Power Resistors |
| Kit 75 Resistors 1/2 1/2 W | Kit 75 Mica Condensers |
| Kit 150 Carbon Resistors | Kit 5 Crystal Diodes |
| Kit 45 Panel Lamps | Kit 250 ft. Hook Up Wire, |
| Kit 12 Electrolytic Cond's | Ass'd |
| Kit 15 Volume Controls | Kit 100 Resist, ass'd all types |
| Kit 36 Tube Sockets | Kit 100 Ceramic Condensers |
| Kit 65 Tubular Condensers | Kit 150 Coil Forms |
| Kit 500 Lugs & Eyelets | Kit 5 Crystals & Holders |
| Kit 10 Bathub Oil Cond's | Kit 65 Inductors & Coils |
| Kit 5 lbs. Surprise Package | Kit 5 Microswitches |
| Kit 10 Transmt Mica Cond's | Kit 10 Wheat Lamps |
| | Kit 3 Transistor Xfms |

Order Ten Kits
 We Ship Eleven!!!
ONE EACH ABOVE 99c

ELECTRONIC FLASH AC & BATTERY ASSEMBLED
 400-111 GUIDE =60-COLOR, B&W 200+ /60WS. \$25
 600R RATED 120WS (WATT SECS). \$40
BATTERIES TWO FREE UNITS
 "TAB" Photoflash Book 50c; ILLINOIS Photoflash Book 50c
RADIO & TV 100MA RECTIFIERS 49c @ 5 FOR \$2. 20/57
NEW AUTO VIBRATORS 6 OR 12VOLT 4PIN \$1.39 @ 2 \$2.80
RELAY 4 PDT/12 TO 24VDC/MINIATURE \$1 @ 6 FOR \$5
RF INTERFERENCE FILTER 10 AMP \$1.19 @ 2 FOR \$2

Registered Guaranteed Replacement Needs—All Cartridges
 Single Diamond \$7; Dual Dia \$14; Dia-Sapphire \$8 @
 Send Cartridge Name & Number • Postpaid 48 States

"TAB" FINEST HI-FI RECORDING TAPE
 7" Reel—1200 Ft. Per Reel **\$1.45** Lots
 Sold on Money Back Guarantee
 Highest quality Hi-Fi Precision Coated & Silt.
"ERIN" MFR & PROCESS, quality controlled, constant output.
 Noise FREE, Silence FREE Plastic Tape, Freq. 7 1/2 to 20,000 Hz
 Oxide-Wnd-In. "TAB" @ \$1.59 ea.; 3 \$1.50 ea.
 New 1st Quality "MYLAR" 2400 FT. 7" Reel
"ERIN" MFR & PROCESS RECORDING TAPE \$4.49 @ 3/512

NEW POCKET AC-DC MULTITESTER
 1000 Ohms Per Volt • Postpaid 48 States

"TAB" 27E Only \$7.49 ea.

Finest precision Hi-accuracy VOM. Reads AC & DC
 DC Volt: 0-15-150-1000V. DCMA: D-150 Ma.
 OHMS: 0-100K. Size 1 1/4" D x 4 3/4" L x 3 1/4" W.
 Features: 10% Precision resistors, extra long
 meter scales. Complete w/batteries & test leads.
 Ideal for Ham, Experimenter and Beginner. Plus
 40c ship in U.S.A.



"TAB"
 TERMS: Money Back Gtd. \$2 min.
 order F.O.B. N.Y.C. Add shps.
 charges or for C.O.D. 25% Dep. Prices
 shown are subject to change.
 111CY Liberty St., N.Y. 6, N.Y. Rector 2-6245

Shrinks Hemorrhoids New Way Without Surgery

Science Finds Healing Substance That
 Relieves Pain—Shrinks Hemorrhoids

For the first time science has found a new healing substance with the astonishing ability to shrink hemorrhoids and to relieve pain—without surgery.

In case after case, while gently relieving pain, actual reduction (shrinkage) took place.

Most amazing of all—results were so thorough that sufferers made astonishing statements like "Piles have ceased to be a problem!"

The secret is a new healing substance (Bio-Dyne*)—discovery of a world-famous research institute.

This substance is now available in *suppository or ointment form* under the name *Preparation H*. Ask for it at all drug counters—money back guarantee.
 *Reg. U.S. Pat. Office

AMAZING NEW "TI-NEE" RADIO



"TI-NEE" RADIO IS GUARANTEED TO WORK FOR YOUR LIFETIME! USES NO TUBES, BATTERIES OR ELECTRICAL PLUG-INS. NEVER RUNS DOWN! SMALLER THAN A PACK OF CIGARETTES! RECEIVES LOCAL RADIO STATIONS MOST ANYTIME, ANYWHERE WITHOUT EXTRA ANTENNA. Uses semiconductor crystal diode—Hi-Q Tuner. Beautiful black gold plastic cabinet. Built-in Speakerphone.

SEND ONLY \$2.00
 (bill, ck, mol) and pay postman \$4.99 C.O.D. on arrival or send \$6.99 for postpaid delivery. SENT COMPLETE, READY TO LISTEN—NOTHING EXTRA TO BUY EVER! (Extra long distance Aerial kit included free for stations up to 1000 miles away.) Available only from:
MIDWAY COMPANY, Dept. GPL-1, Kearney, Nebraska

GARAGE DOOR OPENER

Actuator Mechanism **\$24.50**
 EASY TO INSTALL, SAFE, RELIABLE
 WRITE for interesting free information... TODAY
P. E. HAWKINS CO.
 631 Prospect Dept. PE Kansas City 24, Mo.

INVENTORS

Send for **PATENT INFORMATION** REGISTERED PATENT ATTORNEY
 Book and **INVENTOR'S RECORD** ASSOCIATE EXAMINER
 without obligation U.S. PAT. OFF. 1922-1929
GUSTAVE MILLER Patent Attorney & Advisor
 15-P WARNER BUILDING U. S. NAVY DEPT. 1930-1947
 WASHINGTON 4, D. C. **PATENT LAWYER**

ENGINEERING DEGREE IN 27 MONTHS

B.S. Degree, Aero. Chem., Civil, Elec. Mech. & Electronic Eng. (inc. Radio, TV), 36 month B.S. degree in Math., Chem., Physics. Prep courses. Demand for grads. Spacious campus, 20 bldgs.; dorms, auditorium, gym. Low rate. Earn board. G.I. approved. Enter March. June, Sept., Dec. Catalog.
 2318 E. Washington Boulevard
 Fort Wayne 2, Indiana
 Keeping pace with progress

INDIANA TECHNICAL COLLEGE

GERMAN 6-SHOT AUTOMATIC REPEATER
 —LATEST CAL.

- Blank Cartridges
- No Permit Required
- Self ejecting clip
- Fully Automatic
- Precision made by the Finest West German Gunsmiths—wonderful for sporting events, theatrical performances, to scare would-be attackers, etc. 4" long, perfectly balanced. Sold on a money back guarantee—Send \$6.95 Cash, check or Money order to:



\$6.95
 Postpaid

BEST VALUES COMPANY, Dept. G35, 403 Market St., Newark, N. J.

METAL LOCATOR ENTHUSIASTS

This is for you . . . BC-1141-C amplifier, the electronic heart of the famous SCR-625 mine detector. This unit is brand new with 2-1N5 and 1-1G6 vacuum tubes, in steel carrying case with handle; net weight with batteries is only 10 pounds. It operates from internal batteries (not included) and is complete with schematic diagram of the whole SCR-625 detector set. Case measures 14" by 6" by 5" including hinged cover. Operating panel hinges out for easy access to interior shock mounted chassis. This is a 1000 cycle fixed frequency amplifier, brand spanking new, and a once-in-a-lifetime bargain at \$5.95. Set of 3 spare vacuum tubes \$1.00. Shipping weight 12 pounds.

Write for free government surplus bargain bulletin

JOE PALMER, P. O. Box 6188 CCC, Sacramento, California

RADIO CONTROL Headquarters

For model airplanes, boats, cars, etc. FREE CATALOG "P." No operator's license required. FREE-SEND FOR FCC FORM 505 Garage Door Radio Control Transmitter & Receiver Kits Available

R/C TRANSMITTER & RECEIVER KIT: 27 1/4 mc. 5 watt 2-Tube Simple Transm. & 2-Tube Rec. incl. Drilled Bases, **\$9.95**

Wound Coil, Res., Cond., SIGMA Relay, Instruc.
R/C Xmitter, Hi-Power HAND HELD. Compl \$17.95; KIT. 11.95
SIGMA 4F RELAY: 8,000 ohm, \$4.25; 6 Reed Relay. 14.95
2-6V Battery Charger Kit \$4.95
R/C BOOKS, Model Control \$1; Radio Control \$1; Handbook 2.25
CRYSTALS: 27.255 Mc. Petersen Z9A \$3.95; HOLDER 1.15
Flash STROBOSCOPE 110V AC, Range 900-14000 per min. 19.85
2" METERS: 0-1 53.65; 500 MicroA, \$3.95; 3 Ma., 2.95

RELAY CONTROL UNIT incl. Sensitive 10,000 ohm Sigma metal Strip, Heating Element, Hi Z Audio Choke, Mini. **99c**

African V Magnet, Neon Lamp, Resistors, Capacitors, only
TUBES: XFG1, RK61, 3A4, 3A5, 1AG4, 6K4 Transistor .99
Mini Storage Cells, 2V 75c; 1 1/2V. Elect Motor .95
RELAYS: 10K ohm 2 Ma DC or 110V AC SPDT 95c; SPST .85

GYRO ELECTRONICS 325-P CANAL ST. NEW YORK 13, N. Y.

WALKIE-TALKIE Transmitter & Receiver Chassis. New, Wired, with Tube. **\$6.65**
RADIO CONTROL RECEIVER 27 1/4 Mc. Complete with Relay, Tube & Accessories. Factory Tested, Small, approx. 3 oz. **8.61**

BEFORE YOU BUY—COMPARE: (27.255 MC)

R/C TRANSMITTER Most Powerful Hand Held Model A-1

- Greatest Power—up to 5 watts input
 - Greatest Distance—Range up to 3 sq. miles
 - Gyro Magic Tuning Indicator—simplest tuning
 - Versatile—operates from 90-180 Volts "B"
 - Complete & Guaranteed with Antenna.
- Ready to Operate (less btry) \$17.95; Complete KIT **\$11.95**



GYRO ELECTRONICS 325-P CANAL ST. NEW YORK 13, N. Y.

SUPER SPECIAL CLEARANCE VALUES!!!

100 ASSORTED 1/2 & 1 WATT RESISTORS ONLY \$.29
10 ASSORTED TIE LUGS—TERMINAL STRIPS ONLY .49
8 HY—150 MA. SHIELDED CHOKES ONLY 1.49
2,000 TO 4 OHM OUTPUT TRANSFORMERS ONLY .39
10 WATT HI-FI OUTPUT TRANSFORMERS (PP6L6) FULLY SHIELDED—20 TO 20,000 CYCLES ONLY 2.95
12-INCH HI-FI UTAH CO-AX SPEAKER (W CROSSOVER) ONLY 9.95
1200 FT. HI-FIDELITY RECORDING TAPE ONLY 1.39
1800 FT. HI-FIDELITY RECORDING TAPE ONLY 1.79
FM-AM TUNER KITS (FAMOUS MAKE) ONLY 25.95
MATCHING 10 WATT AMPLIFIER KITS W/PREAMP ONLY 24.95
2-INCH PM SPEAKERS (FOR TRANSISTOR SETS). ONLY .99
3/4" x 1 1/2" CERAMIC COIL FORMS ONLY .10
3/8" x 1 1/2" SLUG-TUNED CERAMIC COIL FORMS ONLY .19
7-INCH FERRITE LOGSPEAKERS ONLY .59

GROVE ELECTRONIC SUPPLY COMPANY
4100 W. SHELTON AVENUE CHICAGO 41, ILLINOIS
INCLUDE POSTAGE W/ORDER • SEND FOR LATEST CATALOG

ADVERTISER'S INDEX

ADVERTISER	PAGE NO.
Allied Radio Corp.	32, 33, 34, 35, 125
Bailey Technical Schools	24
Bell Telephone Laboratories	23
Best Values Company	118, 128
Burstein-Appleebe Co.	122
C & H Sales Co.	122
Capitol Radio Engineering Institute	29
Career Institute	118
Central Technical Institute	26
Century	15
Cislin, H. G., Consulting Engineer	119
Cleveland Institute of Radio Electronics	17
Columbia Radio Company	122
Coyne Electrical School	5, 95, 111
DeVry Technical Institute	11
Edmund Scientific	96
EICO	36
Electro-Voice, Inc.	27
Flying	112
Garfield Company, Oliver	7, 111, 117
General Electrical Co.	104
Gonset	120
Grantham Schools	31
Greenlee Tool Co.	110
Grommes & Phillips	126
Grove Electronic Supply Company	129
Gyro Electronics	129
Harrison Trade-In Center	110
Hawkins Co., P. E.	128
Heath Company	88, 89, 90, 91, 92, 93
Hershel Radio Co.	30
Hi Fi Annual & Audio Handbook	98
Hi Fi Directory & Buyers' Guide	121
Hi Fi Guide & Year Book	114, 115
Hi Fi Music Review	109
Indiana Technical College	128
Instructograph Company	124
International Correspondence School	13
Johnson Company, E. F.	119
Jones Box Corp., Jesse	126
Karlson Associates, Inc.	96
Lafayette Radio	102, 103
Lektron	107
McGraw-Hill Book Co.	120
MacFarlane Industries	28, 112
Midway Company	128
Miller, Gustave	128

ADVERTISER	PAGE NO.
Milwaukee School of Engineering	113
Modern Phone	124
Moss Electronic Distributing Co., Inc.	132, 3rd & 4th Covers
National Company, Inc.	Second Cover
National Radio Institute	99, 100, 116
National Schools	19
North American Philips Co., Inc.	5, 18
Clarence A. O'Brien & Harvey Jacobson	124
Olson Radio Warehouse	127
Oradio Industries, Inc.	94
Pacific International University	122
Pacific States University	124
Palmer, Joe	129
Pentron	14
Philadelphia Wireless Technical Institute	117
Popular Boston	106
Port Arthur College	124
Precision Radiation Instruments, Inc.	122
Progressive "Edu-Kits" Inc.	25
Quality Electronics	124
RCA Institutes, Inc.	87
Radio Publications, Inc.	112
Radio Television Training School	105
Raytheon Manufacturing Company	12
Rek-O-Kut Co., Inc.	20
Researcher, The	118
Rex Radio Supply	118
Rider Publisher, Inc., John F.	117
Rinehart & Co., Inc.	9
Sleep-Learning Research Association	118
Sprayberry Academy of Radio-Television	21
Springfield Enterprises	16
Standard Line Electric Company	108
Surplus Center	112
"TAB"	128
Tri-State College	118
Uncle Sam Recording	122
University Loudspeaker, Inc.	124
Utah Radio Products Corp.	8
V.S.I. Television School	117
Valparaiso Technical College	122
Vidaire Elec. Mfg. Corp.	117
Video Electric Company	97
Weller Electric Corp.	10
Western Radio	122, 124
Whitehall Pharmaceutical Co.	123
World Radio Laboratories	22
Your Career in Electronics	101

Classified

RATE: 50¢ per word. Minimum 10 words prepaid. March issue closes January 3rd. Send order and remittance to: POPULAR ELECTRONICS, 366 Madison Avenue, N. Y. C. 17.

FOR SALE

FREE—To hams, catalog and specifications on 50 antennas for all bands. Gotham, 1805A Purdy Ave., Miami Beach, Fla.

DIAGRAMS! Repair Information! Radios—Amplifiers—Recorders \$1.00. Televisions \$1.50. Give Make, Model, Chassis. TV Miltie, Box 101-PE, Hicksville, New York.

TUBES-TV, Radio, Transmitting And Industrial Types At Sensibly Low Prices. New, Guaranteed 1st Quality Top Name Brands Only. Write For Free Catalog or Call Walker 5-7000, Barry Electronics Corp., 512 Broadway, New York 12N, N. Y.

NEW! Pocket radio transmitter uses transistor. Plans 25¢. Complete kit only \$7.98. Free literature on all our products available at factory prices. Springfield Enterprises, Box 54-E1, Springfield Gardens 13, N. Y.

WALKIE-TALKIE chassis \$6.98. See our display ad in this issue. Springfield Enterprises.

WALKIE-TALKIE. Build wireless portable radiophone for less than \$10.00. Plans for variable frequency and crystal control types, only 50¢ for both, including assembly photographs. Springfield Enterprises. Box 54-E1, Springfield Gardens 13, N. Y.

CITIZEN'S band radio plans for building your own receiver and information on transmitter design, FCC requirements, etc. plus special discount on type approved transceivers. All for \$1.00. Springfield Enterprises. Box 54-E1, Springfield Gardens 13, N. Y.

ARMY Throat Microphone, New 50¢. Surplex, Box 118, Jersey City 4, New Jersey.

BE A Spy! Correspondence course on wire tapping, bugging, telescopic sound pickup; recording techniques, microphotography, invisible & remote photography, telescopic & aerial photography. Lessons in surveillance, taling, and use of equipment. Complete course \$22.50. C. Carrier Co., 734 15th St., N.W., Washington 5, D. C.

TELEPHONE Extension in your car. Answer your home telephone by radio from your car. Complete diagrams and instructions. \$1.25. C. Carrier Co., 734 15th St., N.W., Washington 5, D. C.

POLICE Radar Detector. Stop before those radar speed traps. Foolproof legal system. Complete diagrams & instruction. \$2.75. C. Carrier Co., 734 15th St., N.W., Washington 5, D. C.

EAVESDROP with a pack of cigarettes. Miniature transistorized radio transmitter. Complete diagrams & instructions. \$1.25. C. Carrier Co., 734 15th St., N.W., Washington 5, D. C.

2 WAY Wrist Radio with auxiliary long distance booster. Complete diagrams and instructions. \$1.25. C. Carrier Co., 734 15th St., N.W., Washington 5, D. C.

ELECTRONIC Hypnotizer. Simplifies the art of Hypnosis. Diagrams & Operating Instructions \$1.25. Kit \$16.50. Wired & tested \$29.50. C. Carrier Co., 734 15th St., N.W., Washington 5, D. C.

DIAGRAMS for repairing radios \$1.00, Television \$2.00. Give make, model. Diagram Service, Box 672-PE, Hartford 1, Conn.

"20 DX CRYSTAL Set Plans" Handbook—30¢. Laboratories, 328-L Fuller, Redwood City, California.

BUY wholesale! Discounts to 80%! Gifts, Appliances, Housewares, Tools, Watches, etc. Midwest, EP-156, Pontiac, Illinois.

TUBES—Television, Radio, New, Guaranteed, Individually Boxed, Approximately 80% off, Transmitting, Special Purpose Tubes, write Bell Electronics, 40 Canal, New York City 2.

WESTERN Electric single headphones, 49¢. Misc. items cheap. Send 3¢ stamp for list. E. Weibert, Rt. 3, Box 4344A, West Palm Beach, Florida.

PRINTED Circuits: Build your own for transistors, radios, etc. Copper boards, etchant, diagrams, and instructions \$3.00. Dawntronics, 1425 Mariposa Street, San Diego 14, California.

WANTED

CYLINDER and old disc phonographs. Edison, Conqueror, Idella, and Oratorio models. Berliner Gramophones and Zono-o-phones, Columbia cylinder Graphophones, and Coin-operated cylinder Phonos. Want old catalogues and literature on early phonos prior to 1919. Will pay cash or trade late hi-fi components. Popular Electronics, Box 50, 366 Madison Ave., New York 17, N. Y.

CASH Paid! Sell your surplus electronic tubes. Want unused, clean transmitting, special purpose, receiving, TV types, magnetrons, klystrons, broadcast, etc. Also want military & commercial lab test and communications gear. We swap too, for tubes or choice equipment. Send specific details in first letter. For a fair deal write, wire or telephone: Barry, 512 Broadway, New York 12, N. Y. Walker 5-7000.

HAM Receiver And Transmitter. Setting up station. Cash or trade. Santer, 172 Washington Street, New York 7, N. Y.

TUBES, All kinds. Must be new or in useable condition. Also rcvrs. xmtrs, test equipment. Highest prices paid or swap for choice equipment. Denby, 78 Cortland Street, New York 7, N. Y.

INVENTIONS WANTED

INVENTIONS wanted. Patented; unpatented. Global Marketing Service, 2420—77th, Oakland 5, Calif.

HIGH FIDELITY

DISGUSTED of "HI" Hi-Fi Prices? Unusual Discounts on your High Fidelity Requirements. Write Now. Key Electronics, 120 Liberty St., New York 6, N. Y., EVERgreen 4-6071.

TAPE & TAPE RECORDERS

TAPE Recorders, hi-fi components, tapes. Unusual Values. Free Catalog. Dressner, 69-02F, 174 St., Flushing 65, N. Y.

RECORDERS, HiFi, Tapes. Free wholesale catalogue. Carston, 215-P E. 88 St., N.Y.C. 28.

RECORDING Tape—1800' \$1.84, 1200' \$1.44. Guaranteed. Catalogue. Broadcast Tape, P. O. Box 231B, Wallingford, Conn.

AUDIO Mixer, Ideal Tape, Disc, etc. Inputs: 2-\$3.75; 3-\$4.75. Send for Brochure. Ruby Recording, 520 Fifth Avenue, New York 36, New York.

ELECTRICAL EQUIPMENT & SUPPLIES

GOVERNMENT Surplus Receivers, Transmitters, Parabolic Reflectors, Picture Catalog 10¢. Meshna, Malden 48, Mass.

BUSINESS OPPORTUNITIES

\$60.00 **WEEKLY**, sparetime—easy! Home Venetian Blind Laundry. Free Book. Burt 2434FA, Wichita 13, Kansas.

MAKE \$25-\$50 Week, clipping newspaper items for publishers. Some worth \$5.00 each. Particulars free. National, 81-PE, Knickerbocker Station, New York City.

TO \$100.00 Weekly. Sparetime, Home Operated Mail-order Business. Successful "Beginners" Plan. Everything Supplied. Lynn, 10420-E National, Los Angeles 34.

VENDING Machines—No Selling. Operate a route of coin machines and earn amazing profits. 32-page catalog free. Parkway Machine Corporation, Dept. 12, 715 Ensor St., Baltimore 2, Md.

INSTRUCTION

ENGINEERING Degrees, EE Option Electronics earned through home study. Residence classes also available. Pacific International University (Operating as a College of Engineering only at present), 5719-D Santa Monica Boulevard, Hollywood 38, Calif.

LEARN While Asleep! Details free. Research Association, Box 610-PE, Omaha 1, Nebraska.

LEARN code new easy way with Kord-All's elementary course. Oral instructions throughout—like a private teacher. On 12" 33½ RPM long playing record, \$3.00, postpaid. Kord-All, Box 444, Warren, Ohio.

CORRESPONDENCE COURSES

BUILD Your own "A" Bomb. Complete correspondence course covering Atomic "Fission" and "Fusion" Bombs and reactors; Fundamentals, Applications, and Nuclear Engineering. Complete 2,500 page Industrial Course \$10 with order and \$4 per lesson. C. Carrier Co., 734 15th St., N.W., Washington 5, D. C.

DIGITAL Computers And Data Processing. Complete correspondence course covering theory of operation and applications with a comparison of 10 different medium sized systems. Complete course \$25.00. C. Carrier Co., 734 15th St., N.W., Washington 5, D. C.

GUIDED Missiles And Satellites. Correspondence course covering Missile Aerodynamics, Internal Control and Navigation Systems, Ground Control & Telemetry, and Rocket Engines. Complete Correspondence course with plans for Hobblist Missile \$38.50. C. Carrier Co., 734 15th St., N.W., Washington 5, D. C.

TRANSISTOR Genius! Learn transistor fundamentals, applications. Audio, RF, High Frequency design. Complete correspondence course with laboratory experiments and parts included. \$32.50. C. Carrier Co., 734 15th St., N.W., Washington 5, D. C.

RADAR & Pulse Communication. Correspondence course covers Principles, Antennas, Transmitters, Receivers, Magnatrons, Klystrons, Backward Wave Tubes, Sea Search, Air Search, Fire Control, Voice Multiplex. Includes section for FCC Radar endorsement. \$38.75. C. Carrier Co., 734 15th St., N.W., Washington 5, D. C.

COMPLETE Radio And Electronics Correspondence Course—\$36.00. Personalized instruction. 72 lessons. Write for complete details to: Ascot School of Electronics, Box 29092, Los Angeles 29, California.

PLASTICS

NEW Liquid Casting Plastic, clear, colors. Embed real flowers, minerals, biological specimens, delicate instruments, electronic parts. Also cold setting resin and fiberglass for laminating, casting, molding, coating. Manual 25¢. Castolite Co., Dept. A-125, Woodstock, Illinois.

SPECIAL SERVICES

MATHEMATICS Refresher—50 of the most needed math problems in Electronics. 20 Algebra, 20 Trig, and 10 Calculus. All for \$1.00. Try them first, then check your solution. Ascot—School Of Electronics, Box 29092, Los Angeles 29, California.

HELP American Astronautics. Write Society For The Advancement Of Space Travel, 1107 East Lynn, Seattle 2, Washington.

January, 1958

MISCELLANEOUS

SONGPOEMS and Lyrics Wanted! Mail to: Tin Pan Alley, Inc., 1650 Broadway, New York 19, N. Y.

TRANSISTOR Kits, parts. Free information. Transit, Box 15-A2, Alden Manor, N. Y.

TEXAS Capitol Remails 25¢ Vew Hobbies Box 4132 North Austin Station Austin, Texas.

"WINEMAKING: Beer, Ale Brewing." Illustrated. \$2.00. Eaton Books, Box 1242-C, Santa Rosa, California.

GROWING . . .

GROWING . . .

GROWING . . .

. . . by leaps & lines

Yes . . . Consumer Response to sales messages placed in PE's classified section is greater than ever . . . and still growing . . . as many new advertisers every month can attest to.

POPULAR ELECTRONICS *must* be the place for your sales story. After all, it is the world's largest selling electronics publication.

For info on how to grow with PE:

Martin Lincoln

POPULAR ELECTRONICS
366 Madison Avenue
New York 17, N. Y.

HOW WOULD YOU LIKE TO BREAK INTO ENGINEERING STARTING NEXT MONTH?

Your start in Engineering could mean higher pay, more interesting work, a real chance for advancement. Here's how to do it—fast!

A career in Engineering may be closer than you think, whatever your age or education or present job.

You know about the tremendous demand for engineers and technicians. But do you know how easy it is to get the training that will qualify you for this vital work, and how quickly you can advance?

First Step Wins Job Consideration

The moment you enroll for a course in Engineering you're in a position to change your job. I. C. S. Engineering Courses, for example, start you off with Basic Mathematics and Drafting. Most employers are quick to accept men who start technical training.

Your Advancement Is Rapid

Your interest, your determination, your willingness to spend free hours improving your-

self all work in your favor. But your mastery of engineering subjects is what wins you the biggest boosts.

The I. C. S. method makes it possible for you to learn while you earn, to qualify yourself for upgrading step by step—from Draftsman to Detail Designer to Engineering Technician to full-fledged Engineer. It's a plan fitted to your needs, with personalized instruction and guidance, and, if you like, regular progress reports to your employer.

Mail Coupon for Free Books

If you are seriously interested in a fresh start in an opportunity-packed field, then mark and mail the coupon today. We'll send you *three* free books—(1) the 36-page career guide "How to Succeed," (2) Opportunity outlooks in your field of interest, (3) sample lesson (Math) demonstrating I. C. S. method.

For Real Job Security—Get an I. C. S. Diploma! I. C. S., Scranton 15, Penna. Accredited Member, National Home Study Council

INTERNATIONAL CORRESPONDENCE SCHOOLS



BOX 14949M, SCRANTON 15, PENNA.

(Partial list of 257 courses)

Without cost or obligation, send me "HOW TO SUCCEED" and the opportunity booklet about the field BEFORE which I have marked X (plus sample lesson):

ARCHITECTURE and BUILDING CONSTRUCTION

- Air Conditioning
- Architecture
- Arch. Drawing and Designing
- Building Contractor
- Building Estimator
- Carpentry and Millwork
- Carpenter Foreman
- Heating
- Interior Decoration
- Painting Contractor
- Plumbing
- Reading Arch. Blueprints

ART

- Commercial Art
- Magazine & Book Illus.
- Show Card and Sign Lettering
- Sketching and Painting

AUTOMOTIVE

- Automobiles
- Auto Body Rebuilding and Refinishing
- Auto Engine Tuneup
- Auto Technician

AVIATION

- Aero-Engineering Technology
- Aircraft & Engine Mechanic

BUSINESS

- Accounting
- Advertising
- Business Administration
- Business Management
- Cost Accounting
- Creative Salesmanship
- Managing a Small Business
- Professional Secretary
- Public Accounting
- Purchasing Agent
- Salesmanship
- Salesmanship and Management
- Traffic Management

CHEMICAL

- Analytical Chemistry
- Chemical Engineering
- Chem. Lab. Technician
- Elements of Nuclear Energy
- General Chemistry
- Natural Gas Prod. and Trans.
- Petroleum Prod. and Engr.
- Professional Engineer (Chem)
- Pulp and Paper Making

CIVIL ENGINEERING

- Civil Engineering
- Construction Engineering
- Highway Engineering
- Professional Engineer (Civil)
- Reading Struc. Blueprints
- Structural Engineering
- Surveying and Mapping

DRAFTING

- Aircraft Drafting
- Architectural Drafting
- Drafting Machine Design
- Electrical Drafting
- Mechanical Drafting
- Sheet Metal Drafting
- Structural Drafting

ELECTRICAL

- Electrical Engineering
- Elec. Engr. Technician
- Elec. Light and Power
- Practical Electrician
- Practical Lineman
- Professional Engineer (Elec)

HIGH SCHOOL

- High School Diploma

- Good English
- High School Mathematics
- Short Story Writing

LEADERSHIP

- Industrial Foremanship
- Industrial Supervision
- Personnel-Labor Relations
- Supervision

MECHANICAL and SHOP

- Diesel Engines
- Gas-Elec. Welding
- Industrial Engineering
- Industrial Instrumentation
- Industrial Metallurgy
- Industrial Safety
- Machine Design
- Machine Shop Practice
- Mechanical Engineering
- Professional Engineer (Mech)
- Quality Control
- Reading Shop Blueprints
- Refrigeration and Air Conditioning
- Tool Design
- Tool Making

RADIO, TELEVISION

- General Electronics Tech.

RAILROAD

- Car Inspector and Air Brake
- Diesel Electrician
- Diesel Engr. and Fireman
- Diesel Locomotive

STEAM and DIESEL POWER

- Combustion Engineering
- Power Plant Engineer
- Stationary Diesel Engr.
- Stationary Fireman

TEXTILE

- Carding and Spinning
- Cotton Manufacture
- Cotton Warming and Weaving
- Loom Fitting Technician
- Textile Designing
- Textile Finishing & Dyeing
- Throwing
- Warming and Weaving
- Worsted Manufacturing

Name _____ Age _____ Home Address _____
 City _____ Zone _____ State _____ Working Hours _____ A.M. to P.M. _____
 Occupation _____

Canadian residents send coupon to International Correspondence Schools, Canadian, Ltd., Montreal, Canada. . . . Special tuition rates to members of the U. S. Armed Forces.

SHIPPED ON APPROVAL NO MONEY WITH ORDER NO C.O.D.



Model TD-55

Terms: \$6.95 after 10 day trial then \$5.00 per month for 4 months.



Model TW-11

Terms: \$11.50 after 10 day trial then \$6.00 per month for 6 months.



Model TV-12

Terms: \$22.50 after 10 day trial then \$10.00 per month for 5 months.

Superior's New Model TD-55 EMISSION TYPE TUBE TESTER

FOR } The Experimenter or Part-time Serviceman, who has delayed purchasing a higher priced Tube Tester.
The Professional Serviceman, who needs an extra Tube Tester for outside calls.
The busy TV Service Organization, which needs extra Testers for its field men.

Speedy, yet efficient operation is accomplished by: 1. Simplification of all switching and controls. 2. Elimination of old style sockets used for testing obsolete tubes (26, 27, 57, 59, etc.) and providing sockets and circuits for efficiently testing the new Noval and Sub-Minar types.

You can't insert a tube in wrong socket. It is impossible to insert the tube in the wrong socket when using the new Model TD-55. Separate sockets are used, one for each type of tube base. If the tube fits in the socket it can be tested.

"Free-point" element switching system. The Model TD-55 incorporates a newly designed element selector switch system which reduces the possibility of obsolescence to an absolute minimum.

Checks for shorts and leakages between all elements

The Model TD-55 provides a super sensitive method of checking for shorts and leakages up to 5 Megohms between any and all of the terminals.

Elemental switches are numbered in strict accordance with R.M.A. Specifications.

The 4 position fast-action snap switches are all numbered in exact accordance with the standard R.M.A. numbering system. Thus, if the element terminating in pin No. 7 of a tube is under test, button No. 7 is used for that test.

Complete with carrying case **\$26⁹⁵ Net**

Superior's New Model TW-11 STANDARD PROFESSIONAL TUBE TESTER

- Tests all tubes, including 4, 5, 6, 7, Octal, Lockin, Hearing Aid, Thyatron, Miniatures, Sub-miniatures, Novals, Subminars, Proximity Fuse Types, etc.

- Uses the new self-cleaning Lever Action Switches for individual element testing. All elements are numbered according to pin-number in the RMA base numbering system. Model TW-11 does not use combination type sockets. Instead individual sockets are used for each type of tube. Thus it is impossible to damage a tube by inserting it in the wrong socket.

- Free-moving built-in roll chart provides complete data for all tubes. Printed in large easy-to-read type.

NOISE TEST: Phono-jack on front panel for plugging in either phones or external amplifier detects microphonic tubes or noise due to faulty elements and loose internal connections.

EXTRAORDINARY FEATURE SEPARATE SCALE FOR LOW-CURRENT TUBES Previously, on emission-type tube testers, it has been standard practice to use one scale for all tubes. As a result, the calibration for low-current types has been restricted to a small portion of the scale. The extra scale used here greatly simplifies testing of low-current types.

Housed in hand-rubbed oak cabinet **\$47⁵⁰ Net**

Superior's New Model TV-12 TRANS-CONDUCTANCE TUBE TESTER

- ★ Employs improved TRANS-CONDUCTANCE circuit. An in-phase signal is impressed on the input section of a tube and the resultant plate current change is measured. This provides the most suitable method of simulating the manner in which tubes actually operate in Radio & TV receivers, amplifiers and other circuits. Amplification factor, plate resistance and cathode emission are all correlated in one meter reading.

- ★ **NEW LINE VOLTAGE ADJUSTING SYSTEM.** A tapped transformer makes it possible to compensate for line voltage variations to a tolerance of better than 2%.

- ★ **SAFETY BUTTON** — protects both the tube under test and the instrument meter against damage due to overload or other form of improper switching.

EXTRA FEATURE:

Model TV-12 Also Tests Transistors!

A transistor can be safely and adequately tested only under dynamic conditions. The Model TV-12 will test all transistors in that approved manner, and quality is read directly on a special "transistor only" meter scale.

Housed in hand-rubbed oak cabinet **\$72⁵⁰ Net**

USE APPROVAL FORM ON NEXT PAGE →

We invite you to try before you buy any of the models described on this and the following pages. If after a 10 day trial you are completely satisfied and decide to keep the Tester, you need send us only the down payment and agree to pay the balance due at the monthly indicated rate.

NO INTEREST OR FINANCE CHARGES ADDED!

If not completely satisfied, you are privileged to return the Tester to us, cancelling any further obligation.

TRY FOR 10 DAYS

before you buy! **then** if satisfactory pay in easy, interest free, monthly payments. See coupon below.

Superior's New

Model 70

UTILITY TESTER®

AS AN ELECTRICAL TROUBLE SHOOTER

AS AN AUTOMOTIVE TESTER

Will test Toasters, Irons, Boilers, Heating Pads, Clocks, Fans, Vacuum Cleaners, Refrigerators, Lamps, Fluorescents, Switches, Thermostats, etc. • Will test all TV tubes for open filaments, inter-lement shorts, burned out tubes, etc. (Will not test TV tubes for quality. An emission type tester such as the Model TD-55, TW-11 or TV-12 is required to test tubes for quality.) • Measures A.C. and D.C. Voltages, A.C. and D.C. Current, Resistances, Leakage, etc. • Will measure current consumption while the appliance under test is in operation • Incorporates a sensitive direct-reading resistance range which will measure all resistances commonly used in electrical appliances, motors, etc. • Leakage detecting circuit will indicate continuity from zero ohms to 5 megohms (5,000,000 ohms).

• Tests both 6 Volt and 12 Volt Storage Batteries • Generators • Starters • Distributors • Ignition Coils • Regulators • Relays • Circuit Breakers • Cigarette Lighters • Stop Lights • Condensers • Directional Signal Systems • All Lamps and Bulbs • Fuses • Heating Systems • Horns • Also will locate poor grounds, breaks in wiring, poor connections, etc.

Model 70 comes complete with 64 page book written in plain easy-to-understand language. Explains laws of electricity, how to proceed with repairs of appliances and automobile circuits, how to test TV tubes, etc. Only.

\$15.85 Net



Model 70

Terms: \$3.85 after 10 day trial then \$4.00 per month for 3 months.

Superior's New

Model 670-A

SUPER-METER

A Combination VOLT-OHM MILLIAMMETER PLUS Capacity, Reactance, Inductance and Decibel Measurements

D.C. VOLTS: 0 to 7.5/15/75/150/750/1,500/7,500 Volts • A.C. VOLTS: 0 to 15/30/150/300/1,500/3,000 Volts • D.C. CURRENT: 0 to 1.5/15/150 Ma. 0 to 1.5/15 Amperes • RESISTANCE: 0 to 1,000/100,000 Ohms to 10 Megohms • CAPACITY: .001 to 1 Mfd. 1 to 50 Mfd. (Good-Bad-scale for

checking quality of electrolytic condensers.) • REACTANCE: 50 to 2,500 Ohms, 2,500 Ohms to 2.5 Megohms • INDUCTANCE: .15 to 7 Henries, 7 to 7,000 Henries • DECIBELS: -6 to +18, +14 to +38, +34 to +58. Complete with test leads

\$28.40 Net



Model 670-A

Terms: \$7.40 after 10 day trial then \$3.50 per month for 6 months.

Superior's New

Model TV-40

PICTURE TUBE TESTER

NOT A GADGET—NOT A MAKE-SHIFT ADAPTER, BUT A WIRED PICTURE TUBE TESTER WITH A METER FOR MEASURING DEGREE OF EMISSION—AT ONLY \$15.85

Tests ALL magnetically deflected tubes . . . in the set . . . out of the set . . . in the carton!!

- Tests all magnetically deflected picture tubes from 7 inch to 30 inch types.
- Tests for quality by the well established emission method. All readings on "Good-Bad" scale.
- Tests for inter-element shorts and leakages up to 5 megohms.
- Test for open elements.

EASY TO USE: Simply insert line cord into any 110 volt A.C. outlet, then attach tester socket to tube case (Ion trap need not be on tube). Throw switch up for quality test . . . read direct on Good-Bad scale. Throw switch down for all leakage tests.

Only **\$15.85** Net



Model TV-40

Terms: \$3.85 after 10 day trial then \$4.00 per month for 3 months.

We invite you to try before you buy any of the models described on this page, the preceding page and the following pages. If after a 10 day trial you are completely satisfied and decide to keep the Tester, you need send us only the down payment and agree to pay the balance due at the monthly indicated rate.

NO INTEREST OR FINANCE CHARGES ADDED!

If not completely satisfied, you are privileged to return the Tester to us, cancelling any further obligation.

SEE OTHER SIDE

CUT OUT AND MAIL TODAY! ▶

MOSS ELECTRONIC DISTRIBUTING CO., INC.
Dept. D-408, 3849 Tenth Ave., New York 34, N.Y.

Please send me the units checked. I agree to pay down payment within 10 days and to pay the monthly balance as shown. It is understood there will be no finance or interest charges added. It is further understood that should I fail to make payment when due, the full unpaid balance shall become immediately due and payable.

- | | |
|---|--|
| <input type="checkbox"/> Model TW-11 Total Price \$47.50
\$11.50 within 10 days. Balance \$6.00
monthly for 6 months. | <input type="checkbox"/> Model TV-40 Total Price \$15.85
\$3.85 within 10 days. Balance \$4.00
monthly for 3 months. |
| <input type="checkbox"/> Model 76 Total Price \$26.95
\$6.95 within 10 days. Balance \$5.00
monthly for 4 months. | <input type="checkbox"/> Model 670-A Total Price \$28.40
\$7.40 within 10 days. Balance \$3.50
monthly for 6 months. |
| <input type="checkbox"/> Model TD-55 Total Price \$26.95
\$6.95 within 10 days. Balance \$5.00
monthly for 4 months. | <input type="checkbox"/> Model 70 Total Price \$15.85
\$3.85 within 10 days. Balance \$4.00
monthly for 3 months. |
| <input type="checkbox"/> Model TV-50 Total Price \$47.50
\$11.50 within 10 days. Balance \$6.00
monthly for 6 months. | <input type="checkbox"/> Model TV-12 Total Price \$72.50
\$22.50 within 10 days. Balance \$10.00
monthly for 5 months. |


Name

Address

City Zone State

All prices net. F.O.B., N. Y. C.

SHIPPED ON APPROVAL NO MONEY WITH ORDER NO C.O.D.



Model 76

Terms: \$6.95 after 10 day trial then \$5.00 per month for 4 months.



Model TV-50

Terms: \$11.50 after 10 day trial then \$6.00 per month for 6 months.

Superior's
New
Model

76

IT'S A CONDENSER BRIDGE
IT'S A RESISTANCE BRIDGE
IT'S A SIGNAL TESTER

Specifications

✓ **CAPACITY BRIDGE SECTION**
4 Ranges: .00001 Microfarad to .005 Microfarad; .001 Microfarad to .5 Microfarad; .1 Microfarad to 50 Microfarads; 20 Microfarads to 1000 Microfarads. Will also measure the power factor of all condensers from .1 to 1000 Microfarads.

✓ **RESISTANCE BRIDGE SECTION**
2 Ranges: 100 ohms to 50,000 ohms; 10,000 ohms to 5 megohms.

✓ **SIGNAL TRACER SECTION**
With the use of the R.F. and A.F. Probes included with the Model 76, you can

IT'S A TV ANTENNA TESTER
make stage gain measurements, locate signal loss in R.F. and Audio stages, localize faulty stages, locate distortion and hum, etc.

✓ **TV ANTENNA TESTER SECTION**
Loss of sync., snow and instability are only a few of the faults which may be due to a break in the antenna, so why not check the TV antenna first? Locates a break in any TV antenna and measures the location of the break in feet from the set terminals.

Complete with R.F. and A.F. probes and test leads **\$26.95 Net**

Superior's New

Model TV-50

GENOMETER

7 Signal Generators in One!

- ✓ R.F. Signal Generator for A.M.
- ✓ R.F. Signal Generator for F.M.
- ✓ Audio Frequency Generator
- ✓ Marker Generator

R. F. SIGNAL GENERATOR: 100 Kilocycles to 60 Megacycles on fundamentals and from 60 Megacycles to 180 Megacycles on powerful harmonics.

VARIABLE AUDIO FREQUENCY GENERATOR: Provides a variable 300 cycle to 20,000 cycle peaked wave audio signal.

MARKER GENERATOR: The following markers are provided: 189 Kc., 262.5 Kc., 456 Kc., 600 Kc., 1000 Kc., 1400 Kc., 1600 Kc., 2000 Kc., 2500 Kc., 3579 Kc., 4.5 Mc., 5 Mc., 10.7 Mc., (3579 Kc. is the color burst frequency.)

- ✓ Bar Generator
- ✓ Color Dot Pattern Generator
- ✓ Cross Hatch Generator

BAR GENERATOR: Pattern consists of 4 to 16 horizontal bars or 7 to 20 vertical bars.

DOT PATTERN GENERATOR (FOR COLOR TV): The Dot Pattern projected on any color TV Receiver tube by the Model TV-50 will enable you to adjust for proper color convergence.

CROSS HATCH GENERATOR: The pattern consists of non-shifting horizontal and vertical lines interlaced to provide a stable cross-hatch effect. **\$47.50 Net**
Complete with shielded leads

TRY FOR 10 DAYS

BEFORE you buy! **THEN** if satisfactory pay in easy, interest free, monthly payments. See coupon inside.

We invite you to try before you buy any of the models described on this and the preceding pages. If after a 10 day trial you are completely satisfied and decide to keep the Tester, you need send us only the down payment and agree to pay the balance due at the monthly indicated rate. (See other side for time payment schedule details.)

**NO INTEREST
OR FINANCE
CHARGES ADDED!**

If not completely satisfied, you are privileged to return the Tester to us, cancelling any further obligation.

**SEE OTHER
SIDE**

CUT OUT AND MAIL TODAY!

FIRST CLASS

Permit No. 61430

New York, N. Y.

VIA AIR MAIL

BUSINESS REPLY CARD

No Postage Stamp Necessary if Mailed in the U. S.

POSTAGE WILL BE PAID BY —

MOSS ELECTRONIC DIST. CO., INC.

3849 TENTH AVENUE

NEW YORK 34, N. Y.