

Special Report on "Electronic Hypnosis"

# POPULAR ELECTRONICS


APRIL  
1957

35  
CENTS

## Selecting Your Hi-Fi Kit

How To Build:

- *Electroscope*
- *Signal Generator*
- *Loudness Control*
- *Slave Flash Unit*



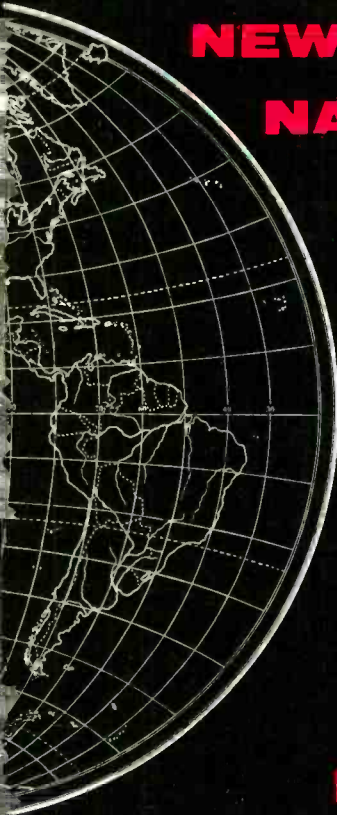
080  
E-27-115312-18  
LOUIS HOFFART  
18106 WINDWARD  
CLEVELAND OHIO



Ballantine Books / New York

ONLY \$12.95 DOWN

# FIRST OF **3** NEW FROM NATIONAL



## **NC-66** WORLD'S MOST VERSATILE RECEIVER!



**ONLY \$12.95 DOWN\***

WITH RDF-66 LOOP.  
Available at extra cost.

Use this rugged portable 4 ways... as a ham receiver, a 3-way portable, a marine receiver, and as an SWL receiver. Use it in your shack, in your car, on your boat. Take it along on your vacation. It's truly the world's most versatile receiver!

National's exciting new NC-66 offers 115V. AC/DC or battery operation, 5-band coverage from 150 kc to 23 mc, electrical band-spread with logging scale, plus a fixed tuned CW oscillator! Housed in a handsome, sturdy metal cabinet with carrying handle, the traditional National quality is evident throughout.

Attractive, yet functional, it has full-vue slide rule dial, 5" PM speaker, phone jack, and two built-in antennas (ferrite loop for DF and BC bands, whip for SW bands). And for boat owners, a special marine band from 150 kc to 400 kc that covers maritime DF frequency. CD positions are clearly marked too. A 220 V. adaptor is available.

**ADDITIONAL FEATURES:**

- Provisions for external direction finder for marine use (RDF-66 Loop accessory).
- Receives voice or code.
- Salt-spray tested.
- Separate switch for stand-by operation.
- Logging scale provided.
- Handsome two-tone metal cabinet, chrome trim.
- 12-5/16" wide x 9-11/16" high x 10" deep; weight: 16 lbs. less batteries.

BAND:	DF	COVERAGE:	150	—	400	kc
	BC			.50—	1.4	mc
	1		1.40—	4.05	mc	
	2		4.0	—	11.4	mc
	3		11.0	—	23	mc

For complete specifications, see your National distributor or write for catalog.

**\*ONLY \$12.95 DOWN  
UP TO 20 MONTHS TO PAY AT MOST  
RECEIVER DISTRIBUTORS.**

Suggested price \$129.95 less batteries (slightly higher west of Rockies)

8 out of every 10 U.S. Navy ships use National receivers

SINCE 1914


**National**   
MALDEN 48, MASS.

*tuned to tomorrow*




# You Practice **SERVICING** with Kits I Send You

Nothing takes the place of PRACTICAL EXPERIENCE. That's why NRI training is based on LEARNING BY DOING. You use parts I send to build many circuits common to Radio and Television. With my Servicing Course you build the modern Radio shown at left. You build a Multitester and use it to help make \$10, \$15 a week fixing sets in spare time while training. All equipment is yours to keep. Coupon below will bring book of important facts. It shows other equipment you build.



# You Practice **BROADCASTING** with Kits I Send You

As part of my Communications Course I send you parts to build low-power Broadcasting Transmitter at left. Use it to get practical experience. You put this station "on the air" . . . perform procedures demanded of broadcasting station operators. An FCC Commercial Operator's License can be your ticket to a bright future. My Communications Course trains you to get your license. Mail coupon. Book shows other equipment you build for practical experience.



## I Will Train You at Home in Spare Time to be a **RADIO-TELEVISION** Technician



### TELEVISION

**Making Jobs, Prosperity**  
25 million homes have Television sets now. Thousands more sold every week. Trained men needed to make, install, service TV sets. About 200 television stations on the air. Hundreds more being built. Good job opportunities here for qualified technicians, operators, etc.



### America's Fast Growing Industry Offers You Good Pay, Success

Training PLUS opportunity is the PERFECT COMBINATION for job security, advancement. When times are good, the trained man makes the BETTER PAY, gets PROMOTED. When jobs are scarce, the trained man enjoys GREATER SECURITY. NRI training can help assure you and your family more of the better things of life. Radio is bigger than ever with over 3,000 broadcasting stations and more than 115 MILLION sets in use, and Television is moving ahead fast.

## N.R.I. Training Leads to Good Jobs Like These

### I TRAINED THESE MEN

**"I have progressed very rapidly. My present position is Studio Supervisor with KEDD Television, Wichita."**—Elmer Frewaldt, 3026 Stadium, Wichita, Kans.

**"Fix sets part time in my shop. Made about \$500 first three months of the year. Could have more but this is about all I can handle."**—Frank Borer, Lorain, Ohio.

**"I've come a long way in Radio and Television since graduating. Have my own business on Main Street."**—Joe Travers, Asbury Park, New Jersey.

**"I didn't know a thing about Radio. Now have a good job as Studio Engineer at KMMJ."**—Bill Deltzell, Central City, Nebraska.

**BROADCASTING:** Chief Technician, Chief Operator, Power Monitor, Recording Operator, Remote Control Operator. **SERVICING:** Home and Auto Radios, Television Receivers, FM Radios, P.A. Systems. **IN RADIO PLANTS:** Design Assistant, Technician, Tester, Serviceman, Service Manager. **SHIP AND HARBOR RADIO:** Chief Operator, Radio-Telephone Operator. **GOVERNMENT RADIO:** Operator in Army, Navy, Marine Corps, Forestry Service Dispatcher, Airways Radio Operator. **AVIATION RADIO:** Transmitter Technician, Receiver Technician, Airport Transmitter Operator. **TELEVISION:** Pick-up Operator, Television Technician, Remote Control Operator.



### Start Soon to Make \$10, \$15 a Week Extra Fixing Sets

My training is practical, complete; is backed by 40 years of success training men at home. My well-illustrated lessons give you basic principles you need and my skillfully developed kits of parts "bring to life" things you learn from the lessons. I start sending you special booklets the day you enroll, that show you how to fix sets. Multitester you build with my parts helps you discover and correct set troubles, helps you make money fixing neighbors' sets in spare time while training. Many make \$10, \$15 a week extra this way.

### Mail Coupon — Find Out What Radio-Television Offer You

Act now to get more of the good things of life. I send actual lesson to prove NRI home training is practical, thorough. My 64-page book "How to be a Success in Radio-Television" shows what my graduates are doing and earning. It gives important facts about your opportunities in Radio-Television. Take NRI training for as little as \$5 a month. Many graduates make more than the total cost of my training in two weeks. Mail coupon now to: J. E. SMITH, President, Dept. 7DD4 National Radio Institute, Washington 9, D. C. Our 40th year.

**AVAILABLE to all qualified VETERANS UNDER G. I. BILLS**

### Good for Both—FREE

MR. J. E. SMITH, President, Dept. 7DD4 National Radio Institute, Washington 9, D. C. Mail me Sample Lesson and 64-page Book, FREE. (No salesman will call. Please write plainly.)

Name..... Age.....  
Address.....  
City..... Zone..... State.....

**VETS** write in date of discharge



### Mail Today—Tested Way to Better Pay

POPULAR ELECTRONICS is published monthly by Ziff-Davis Publishing Company, William B. Ziff, Chairman of the Board (1948-1953), at 64 E. Lake St., Chicago 1, Ill. Entered as second class matter August 27, 1954 at the Post Office, Chicago, Illinois. SUBSCRIPTION RATES: One year U.S. and possessions, and Canada \$4.00; Pan-American Union countries \$4.50, all other foreign countries \$5.00.

# POPULAR ELECTRONICS

## CONTENTS

### FEATURE Articles and Electronic Developments

<b>ELECTRONIC HYPNOSIS—Weapon of Tomorrow's Tyrant</b> . . . . .	<i>H. H. Fantel</i>	39
<b>From Steam to Steam . . . It's Electronic</b> . . . . .	<i>Herbert Reid</i>	43
<b>Crank-up Tape Recorders Go Exploring</b> . . . . .		49
<b>Saga of the Edison Award</b> . . . . .		50
<b>The Mettle Locator</b> . . . . .	<i>Carl Kohler</i>	58
<b>Atomic Bomb Damage Assessment</b> . . . . .		68

### ELECTRONIC Build-It-Yourself Projects

<b>Detecting Static Electricity with an All-Electronic Electroscope</b> . . . . .	<i>Harvey Pollack</i>	53
<b>Getting More from the "Peaker"</b> . . . . .	<i>Frank H. Tooker</i>	57
<b>Building an "Economy" Signal Generator</b> . . . . .	<i>Richard Graham</i>	61
<b>"Electronic Brain" to Control Living-Room Lights</b> . . . . .	<i>Frank H. Tooker</i>	69
<b>TSF Unit—Transistorized Slave Flash</b> . . . . .	<i>R. L. Winklepleck</i>	73
<b>Transtopic Experiment No. 17—"Musical Light" Magic Toy</b> . . . . .	<i>Louis E. Garner, Jr.</i>	79

### AUDIO and Hi-Fi Features

<b>Hi-Fi Amplifier Kits . . . a POP'tronics Survey</b> . . . . .	<i>Norman Eisenberg</i>	44
<b>Unpainted Chest Saves \$\$\$ as Hi-Fi Housing</b> . . . . .	<i>Donald A. Smith</i>	52
<b>Should You Have Your Head Examined?</b> . . . . .	<i>Shane Smith</i>	66
<b>Build Your Own Loudness Control</b> . . . . .	<i>Leonard Feldman</i>	75

### Experimenter's Workshop

<b>Dimmer Control for Photofoods</b> . . . . .	<i>Harvey Pollack</i>	56
<b>Light-Sensitive Relaxation Oscillator</b> . . . . .	<i>Norman V. Becker</i>	56
<b>Improving AM-FM Tuner Performance</b> . . . . .	<i>Warren J. Smith</i>	65
<b>Speaker Cabinet for Communications Receivers</b> . . . . .	<i>Charles Welch</i>	65
<b>Mike Connection Adapter</b> . . . . .	<i>Art Trauffer</i>	82
<b>Permissible Operating Range for Radio Control</b> . . . . .	<i>Rufus P. Turner</i>	82
<b>Improve Your Table Radio Speaker</b> . . . . .	<i>Frank H. Tooker</i>	83
<b>Record-Player Changer Will Shut Off Amplifier</b> . . . . .	<i>Russell D. Shattuck</i>	83
<b>Space-Saving Idea for Electronics Workshop</b> . . . . .	<i>Wm. B. Rasmussen</i>	83

### Miscellaneous Electronic News

<b>Army Radar Spots Mortal Mortars</b> . . . . .		42
<b>Navy Radar Doubles in Brass</b> . . . . .		42
<b>Color TV Wears Shadow Mask</b> . . . . .		60
<b>Electronic "Maid" Cleans House</b> . . . . .		60
<b>Keeping "X" Planes on Leash</b> . . . . .		60
<b>Mark Missile Track on Tape</b> . . . . .		60

(Also see page 6 for DEPARTMENTS)

Cover photo by Maynard Frank Wolfe  
Equipment: Bogen KDB20DF

Copyright © 1957 by Ziff-Davis Publishing Company.  
All rights reserved.

Average Net Paid Circulation 240,151

APRIL 1957

VOL. 6—NUMBER 4

**Publisher**  
**OLIVER READ, W1ET1**

**Managing Editor**  
**OLIVER P. FERRELL**

**Technical Editor**  
**CHARLES S. TEPFER**

**Feature Editor**  
**NORMAN EISENBERG**

**Associate Editors**  
**HANS H. FANTEL**  
**MARGARET MAGNA**

**Contributing Editors**  
**H. BENNETT L. E. GARNER, JR.**  
**H. S. BRIER H. POLLACK**  
**J. T. FRYE R. P. TURNER**

**Art Editor**  
**ALFONS J. REICH**

**Art and Drafting Dept.**  
**J. A. GOLANEK M. WHELPLEY**  
**W. K. VAHLSING J. A. ROTH**

**Advertising Director**  
**L. L. OSTEN**

**Advertising Manager**  
**WILLIAM G. McROY**

**Midwest Adv. Manager**  
**JIM WEAKLEY**

**Western Adv. Manager**  
**JOHN E. PAYNE**



Member  
Audit Bureau of  
Circulations



**ZIFF-DAVIS PUBLISHING COMPANY**  
**W. B. ZIFF (1898-1953) FOUNDER**

Also Publishers of  
**RADIO & TELEVISION NEWS**  
Editorial and Executive Offices  
366 Madison Ave., New York 17, N.Y.  
MU 7-8080

**President**  
**B. G. DAVIS**

**Vice-President**  
**H. J. MORGANROTH**

**Vice-President**  
**M. FROELICH**

**Vice-Pres. & Circ. Dir.**  
**M. MICHAELSON**

**Secretary-Treasurer**  
**G. E. CARNEY**

**Art Director**  
**AL GRUEN**

**BRANCH OFFICES**  
**CHICAGO (1)**  
64 E. Lake St., AN 3-5200  
**LOS ANGELES (14)**  
215 W. 7th St. (Room 412)  
Trinity 8043

**SUBSCRIPTION SERVICE:**  
All communications concerning subscriptions should be addressed to Circulation Dept., 64 E. Lake St., Chicago 1, Ill. Include your old address as well as new—enclosing if possible an address label from a recent issue of this magazine. Allow at least 4 weeks for change of address.

**CONTRIBUTORS:**  
Contributors are advised to retain a copy of their manuscripts and illustrations. Contributions should be mailed to the New York Editorial Office and must be accompanied by return postage. Contributions will be handled with reasonable care, but this magazine assumes no responsibility for their safety. Any copy accepted is subject to whatever adaptations and revisions are necessary to meet the requirements of this publication. Payment covers all author's, contributor's and contestant's rights, title, and interest in and to the material accepted and will be made at our current rates upon acceptance. All photos and drawings will be considered as part of material purchased.

POPULAR ELECTRONICS





Train in Great Shops of COYNE for better jobs in

**ELECTRICITY - TELEVISION**  
**ELECTRONICS RADIO - COLOR TV**



**TWO TOP OPPORTUNITY FIELDS**

Whether 17 or up to 45 years of age, train the Coyne way for a better job and a real future in **ELECTRICITY-ELECTRONICS** or **TELEVISION-RADIO**, fields that offer a world of opportunities. Train on real, full-size equipment at COYNE where thousands of successful men have trained for nearly 60 years—largest, oldest, best equipped school of its kind—established 1899. No advanced education or previous experience needed. Employment service to graduates. **START NOW—PAY LATER**—Liberal Finance Plans and Easy Payment Plans. Also part-time employment help for students. Training in Refrigeration and Electric Appliances can be included.

B. W. COOKE Jr., President **COYNE ELECTRICAL SCHOOL** FOUNDED 1899

A Technical Trade Institute Operated Not For Profit  
 500 S. Paulina Street, Chicago, Dept. 47-71H  
 ELECTRICITY • RADIO • TELEVISION • REFRIGERATION • ELECTRONICS

**MAIL COUPON FOR FREE BOOK**

Send coupon for 48-page illustrated book "Guide to Careers in Electricity-Electronics and Television-Radio." No cost; no obligation; no salesman will call. Vets and Non-Vets get vital facts now!



B. W. COOKE Jr., President  
 COYNE ELECTRICAL SCHOOL  
 500 S. Paulina St., Chicago 12, Ill., Dept. 47-71H

Send **BIG FREE** book and details of your training offer. This does not obligate me and no salesman will call. I am interested in:

( ) Electricity-Electronics ( ) Television-Radio

Name \_\_\_\_\_  
 Address \_\_\_\_\_  
 City \_\_\_\_\_ State \_\_\_\_\_

COYNE offers  
**LOW COST**  
**TELEVISION**  
**RADIO - COLOR TV**  
 Training in  
**Spare Time AT HOME**



The future is **YOURS** in **TELEVISION!**

A fabulous field—good pay—fascinating work—a prosperous future in a good job, or independence in your own business!

Coyne brings you **MODERN-QUALITY** Television Home Training; training designed to meet Coyne standards at truly lowest cost—you pay for training only—no costly "put together kits." Not an old Radio Course with Television "tacked on." Here is **MODERN TELEVISION TRAINING** including **Radio, UHF and Color TV**. No Radio background or previous experience needed. Personal guidance by Coyne Staff. **Practical Job Guides** to show you how to do actual servicing jobs—**make money early in course**. Free Life-time Employment Service to Graduates.

**COYNE ELECTRICAL SCHOOL**  
 A TECHNICAL TRADE INSTITUTE OPERATED NOT FOR PROFIT  
 500 S. Paulina Street, Chicago 12, Dept. 47-HT7

B. W. COOKE, Jr., President



Coyne—the Institution behind this training... the largest, oldest, best equipped residential school of its kind. Founded 1899.

*Send Coupon for Free Book*

and full details, including easy Payment Plan. No obligation, no salesman will call.



**COYNE Television Home Training Division**  
 500 S. Paulina St., Chicago 12, Ill.  
 Dept. 47-HT7

Send Free Book and details on how I can get Coyne Quality Television Home Training at low cost and easy terms.

Name \_\_\_\_\_  
 Address \_\_\_\_\_  
 City \_\_\_\_\_ State \_\_\_\_\_

# LOW-COST POWER TRANSISTORS

**FOR EXPERIMENTERS  
AND RADIO AMATEURS**

Now you can build a variety of economical transistorized amplifiers capable of real power output . . . 10 watts in Class B push-pull. The CBS 2N255 and 2N256 feature high power coupled with high current amplification and their construction permits high heat dissipation. These alloy-junction germanium transistors are also designed for six-volt (2N255) and twelve-volt (2N256) battery operation . . . ideal for mobile use.



2N255 . . . \$2.95 net



2N256 . . . \$3.45 net



It's easy to put these transistors to work. CBS Power Transistor Applications, PA-16, gives complete data . . . operating notes . . . and six simplified power transistor circuits. Pick up this free booklet . . . and get your low-cost 2N255 and 2N256 transistors at your CBS Tube distributor's — today.

*Reliable products through  
Advanced-Engineering*



## semiconductors

**CBS-HYTRON**

Semiconductor Operations, Lowell, Mass.

A Division of

Columbia Broadcasting System, Inc.

## DEPARTMENTS

Carl & Jerry . . . . .	John T. Frye	10
Letters from Our Readers . . . . .		24
POP'tronics Bookshelf . . . . .		32
Transistor Topics . . . . .	Lou Garner	77
The Transmitting Tower . . . . .	Herb S. Brier	80
Tuning the Short-Wave Bands . . . . .	Hank Bennett	84
Kit Builder's Korner . . . . .		86
Tools and Gadgets . . . . .		88

### COMING NEXT MONTH (MAY)



(ON SALE APRIL 18)

The lead article in the May issue will develop a theme of tremendous interest to small boat owners. It is the use of aeronautical beacons (in the 200 to 500 kc. range) as a means of finding your way while on the water. "Robbie" Robberson, a well-known author on electronics and boating, has come up with several unusual ideas.

Hi-fi commands quite a bit of interest in May with a feature article on making a simple "Bell" wire crossover, plus another in Len Feldman's series—this one on a scratch and rumble filter.

Experimenters will like the six-transistor superhet that is surprisingly easy to assemble, the electronic fishing worm extractor, and many other projects.

IN THIS MONTH'S

## RADIO & TV NEWS

(APRIL)

Why Loudness Controls?

Conelrad the Easy Way

Photoflash Synchronizer Checker



**HIGH POWER**   **LOW POWER**   **AC POWER**   **DC POWER**

# POWER-LAB

BY **precise** OPERATES YOUR WHOLE BENCH & SHOP

KIT  
or  
WIRED

YOU'LL START AND END EACH WORKING DAY WITH THE POWER-LAB

For the first time in the industry, one instrument takes the place of more than 11 pieces of equipment and makes you wonder why no one ever did this before . . . the most useful, often used, test device in your shop.

Here's the story . . . now, you can get all this COMPLETE IN ONE KIT (kit or wired):

- ★ A BATTERY ELIMINATOR
- ★ A BATTERY CHARGER
- ★ A HIGH CURRENT LINE VOLTAGE VARIAC
- ★ AN AC LINE VOLTAGE METER
- ★ AN AC LINE AMMETER
- ★ AN AC LINE WATTMETER
- ★ AN AC LINE ISOLATION TRANSFORMER
- ★ A LOW VOLTAGE, HIGH CURRENT AC SUPPLY
- ★ A DC LINE VOLTAGE VARIABLE SUPPLY
- ★ A DC HIGH CURRENT AMMETER
- ★ AN AGC BIAS BOX



MODEL 711  
(100 Watts of Isolation) . . . 711K — \$49.95 kit  
711W — \$64.95 wired

MODEL 713  
(300 Watts of Isolation) . . . 713K — \$62.95 kit  
713W — \$79.95 wired

When you buy POWER-LAB by Precise, you get all the advantages of owning a battery eliminator for servicing auto radios (even signal seekers), an AC-DC Converter, a supply for transistor sets, AND OF MAINTAINING A CONSTANT 115 volts in checking on TV set variations. You can even run the set down to 105 volts for testing for horizontal jitter and back up to 125 volts for high voltage breakdown, thereby eliminating the cause of many call-backs due to arcing . . . PLUS

. . . PLUS . . . PLUS . . . the 101 uses you'll find each day for POWER-LAB versatility.

Just look at these specs . . . the switches used are more than ample to carry related loads required and the quality of every component is EXCELLENT. You could easily pay three to four times the price of the POWER-LAB for the equipment to perform only a few of the functions of the POWER-LAB!

ALL SPECS BELOW ARE FOR MOD. 711 AND 713 UNLESS OTHERWISE SPECIFIED

	VOLTS	MAXIMUM	CONTINUOUS
Low Voltage DC	2 ranges 0-15v Full Wave 0-30v Full Wave Bridge	20 amps* 20 amps*	10 amps* 10 amps*
Low Voltage AC	0-24v		20 amps
High Voltage AC	No Isolation 90-140 volts	20 amps 2000 watts	10 amps 1000 watts
High Voltage AC	Model 713 with Isolation 90-14C volts		3 amps 300 watts
High Voltage AC	Model 711 with Isolation 90-140 volts		1 amp 100 watts
High Voltage DC	110-18C volts	.1 amp**	.075 amp**

\*Depending on voltage.  
\*\*May be increased up to 10 amperes at additional cost.

There's NO OTHER INSTRUMENT LIKE THE POWER-LAB ON THE MARKET. Here again, Precise engineering is proud to be the first to supply a need that has too long existed in the service trade.

Your Distributor will be proud to show you THE POWER-LAB

Prices slightly higher in the West. Prices and specifications subject to change without notice.

WRITE FOR CATALOG PE 4-7

SEE THE MANY MORE PRECISE INSTRUMENTS AND PROBES AT YOUR DISTRIBUTOR TODAY!

**precise** DEVELOPMENT CORP. OCEANSIDE, NEW YORK, U.S.A.

**BUILD THE BEST—**

**BUILD ALLIED'S OWN  
knight-  
kits**

**LOWEST COST** because our giant buying power passes biggest savings on to you...you do the easy assembly, get professional results, and **SAVE!**



**knight-kits**

**EASIEST TO BUILD** because KNIGHT-KIT "Step-and-Chek" instruction manuals are marvels of clarity—it's just like having a good instructor at your side.



**knight-kits**

**MONEY-BACK GUARANTEE:** When properly assembled, KNIGHT-KITS fully meet published specifications, or we refund your money.

**EASY TERMS AVAILABLE**



**FREE SUPPLEMENT**

featuring **knight-kits**




Send for our special Supplement No. 165 featuring the complete line of KNIGHT-KIT

Test Instruments, Hobby, Hi-Fi and Amateur Kits. Send for it today.

**FASCINATING NEW TRANSISTOR KITS**

**knight-kit 10-CIRCUIT TRANSISTOR LAB KIT**



Model Y-299

**\$15.45**

Sensational—work with transistors! Assemble the basic parts once, then complete project after project (10 in all), just by plugging leads into proper jacks on printed-circuit board—no wiring changes needed. Make the following: AM radio; amplifier; wireless broadcaster; code practice oscillator; electronic timer, switch, flasher; voice-operated, capacity-operated and photoelectric relays. Includes all parts, 2 transistors, battery, headphone, instructions for projects. Shpg. wt., 3 lbs.

Model Y-299. Net only **\$15.45**

**knight-kit 2-TRANSISTOR POCKET RADIO KIT**



Model Y-262

**\$14.65**

Build this pocket-size, two-transistor radio—enjoy loud, clear broadcast-band reception wherever you go! Completely self-contained with built-in ferrite loop antenna—no external antenna required. Printed-circuit board for easiest assembly. Highly efficient reflex-type circuit operates for months and months on long-life alkaline battery supplied. Super-sensitive miniature earpiece gives remarkably good tone. With all parts, including simulated leather case, earpiece and transistors. 4 x 3 3/4 x 1 3/4". Shpg. wt., 1 1/2 lbs.

Model Y-262. Net only **\$14.65**

**knight-kit TRANSISTOR RADIO HOBBY KIT**



Model Y-765

**\$4.35**

Experiment with the marvel of transistors! Printed circuit mounting board simplifies assembling. Just mount components, solder a few connections and enjoy excellent AM broadcast reception. Compact; fits in palm of your hand; operates from single penlight cell that lasts for months. Complete with all parts, transistor and penlight cell. Easy to assemble. Shpg. wt., 1 lb.

Model Y-765. Net only **\$4.35**  
Y-266. Headset and Antenna Kit for above... **\$3.15**

**FOR HOURS OF LISTENING PLEASURE**

**knight-kit "SPACE-SPANNER" BANDSWITCHING RECEIVER KIT**



Model Y-243

**\$15.95**

Thrilling 2-band receiver, easy to build—a great value. Bandswitch selects exciting short wave, including amateur, aircraft, police and marine radio (6 to 18 mc), and standard broadcast. Highly sensitive regenerative circuit. Has 4" PM speaker and beam-power output for strong volume. Kit includes calibrated panel, punched chassis, all parts and tubes (less cabinet). Easy to build from step-by-step instruction manual, 7 x 10 1/2 x 6"; for 110-120 v. 50-60 cycle AC or DC. Shpg. wt., 5 lbs.

Model Y-243. Net only **\$15.95**  
Y-247. Matching cabinet for above... **\$2.90**

**knight-kit "OCEAN HOPPER" RECEIVER KIT**



Model Y-740

**\$11.75**

Tops for exciting broadcast, long wave and short wave reception. Covers 155 to 35.0 mc with plug-in coils (below). Sensitive regenerative circuit; bandspread; for headphone or speaker use. Complete with all parts, tubes and broadcast band coil (less cabinet). Shpg. wt., 5 lbs.


Model Y-740. Net only **\$11.75**  
Y-746. Matching cabinet for above... **\$2.90**  
Y-741. Long Wave Coil (155-470 kc) ..... **79c**  
Y-742. 1.65-470 kc coil. Y-745. 7-17.5 mc coil } **Eo.**  
Y-743. 2.9-7.3 mc coil. Y-744. 15.5-35 mc coil } **65c**

**ORDER FROM ALLIED RADIO** 100 N. WESTERN AVE., CHICAGO 80, ILL.



## FAVORITE HOBBY KITS

### knight-kit 2-WAY INTERCOM SYSTEM KIT



Model  
Y-295  
**\$1475**

Easy to build—ideal for home or office. Consists of Master and Remote unit, each with press-to-talk switch. Remote can be left "open" for distant answering or baby-sitting. In "closed" position, Remote remains private, but can be called and can originate calls. High-gain 2-stage amplifier and 4" PM speakers. Delivers full volume from only a whisper. With tubes and 50-ft. cable. (Up to 200-ft. may be added.) Each unit  $4\frac{1}{4} \times 6\frac{1}{2} \times 4\frac{3}{8}$ "; antique white finish. For AC or DC. Easy to assemble. Shpg. wt., 8 lbs.

Y-295. Net only ..... **\$14.75**

### knight-kit PHOTO-ELECTRONIC RELAY KIT



Model  
Y-702  
**\$1350**

Advanced-design, ultra-sensitive photo-electronic system at low cost. Covers 250 ft. with white light—125 ft. with "unseen" light. Consists of Relay kit and Light Source kit, below. Ideal as announcer, counter, burglar alarm (can be set to ring bell continuously when beam is broken). Hundreds of other uses. SPST relay contacts. 6.3-v. terminals provide power for accessories. For 105-120 v., 50-60 cycle AC. Shpg. wt., 6 lbs.

Model Y-702. Relay kit. Net only ..... **\$13.50**  
Model Y-703. Light Source kit. Net only ..... **\$6.75**

## EXCLUSIVE TEST EQUIPMENT VALUE

### knight-kit "IN CIRCUIT" CAPACITY CHECKER KIT



Model  
Y-119  
**\$1250**

Remarkable unit checks capacitors while they're still wired in the circuit! All you do is press a button—and the "magic eye" shows opens and shorts. Tests opens and shorts.

shorts on capacitors of 20 muf or greater, even if in parallel with a resistance as low as 50 ohms. Complete; easy to build. Shpg. wt., 5 lbs.

Model Y-119. Net only ..... **\$12.50**

## SEND FOR FREE SUPPLEMENT!

SEE ALL THE GREAT KNIGHT-KITS

- 23 Test Instruments
- 17 Fascinating Hobby Kits
- 4 Top Value Hi-Fi Kits
- 5 Great Amateur Kits

SEND FOR IT TODAY



ALL PRICES NET F.O.B. CHICAGO  
**EASY TERMS AVAILABLE**

## BUILD YOUR OWN HI-FI AND SAVE!

### SENSATIONAL knight-kit HI-FI FM TUNER KIT


Model  
Y-751  
**\$3775**



The best-looking, best-performing tuner kit your money can buy. Covers 88 to 108 mc; features AFC (with special disabling feature); pre-adjusted RF coils; pre-aligned IF'S; cascode broadband RF amplifier; drift-compensated oscillator; fly-wheel tuning control; illuminated lucite pointer. Sensitivity is 10 microvolts for 20 db of quieting across entire band. Printed circuit—no critical wiring. Ideal for use with 20-Watt Knight-Kit amplifier below, or any amplifier with phono-tuner switch. Easy to build—a custom Hi-Fi Tuner you'll be proud of! Shpg. wt., 12 lbs.

Model Y-751. Basic FM Tuner Kit. Net only ..... **\$37.75**

### knight-kit 20-WATT HI-FI AMPLIFIER KIT



Model Y-750 **\$3575**

Ideal for use with above tuner—delivers deluxe Hi-Fi sound. Includes built-in preamp; inputs for magnetic phono, mike, recorder and tuner; record compensator; bass and treble controls, etc. Response:  $\pm 1$  db, 20-20,000 cps. Distortion: 1% at 20 watts. Outputs: 4, 8, 16, 500 ohms. Chrome-plated chassis,  $7 \times 13 \times 8\frac{3}{8}$ ". With all parts, tubes and easy instructions. Shpg. wt., 20 lbs.

Model Y-750. Net only ..... **\$35.75**  
Y-758. Metal enclosure for above; black finish ..... **\$4.15**

## SAVE \$4.00 ON TUNER-AMPLIFIER COMBINATION

SPECIAL—own the FM Tuner plus the 20-watt Amplifier (including metal enclosure) for only \$73.65. Save \$4.00 on this matched combination. Shpg. wt., 32 lbs.

Y-761. Knight-Kit Tuner and 20-Watt Amplifier. Net. **\$73.65**  
Only \$7.37 down on our Easy Pay Plan

## ORDER FROM ALLIED RADIO

ALLIED RADIO CORP., Dept. 079-D7  
100 N. Western Ave., Chicago 80, Ill.

Ship me the following KNIGHT-KITS:

Quantity	Model	Description

\$ \_\_\_\_\_ enclosed. For parcel post, include postage (express is shipped collect).

Send me your FREE Supplement No. 165 describing all Knight-Kits.

Name \_\_\_\_\_

Address \_\_\_\_\_

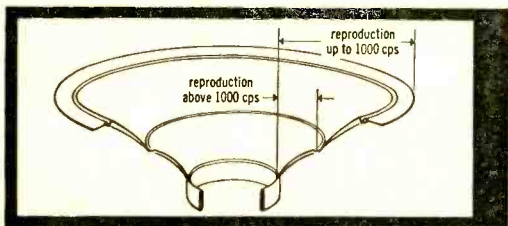
City \_\_\_\_\_ Zone \_\_\_\_\_ State \_\_\_\_\_

OUR  
36th  
YEAR

# the ALTEC BIFLEX principle

A new development in loudspeaker design

Biflex speakers, developed by Altec Lansing, have an efficient frequency range far greater than *any* other type of single voice-coil speaker because Biflex speakers are the *only* speakers which utilize Altec's viscous damped concentric mid-cone compliance.



This compliance serves as a mechanical cross-over providing the single voice-coil with the area of the entire cone for propagation of the lower frequencies and reducing this area and mass for the more efficient reproduction of the higher ranges above 1000 cps. Proper phasing between the two cone sections is assured by the controlled mechanical resistance provided by the viscous damping applied to the compliance.


In each of the three Biflex speakers this mid-compliance cone is driven by an edge-wound aluminum voice-coil operating in an extremely deep gap of regular flux density provided by an Alnico V magnetic circuit shaped for maximum efficiency.

Compare the Altec Biflex speakers with any single voice-coil speaker made — we know you will agree that the Biflex is the world's greatest value in high fidelity loudspeakers!

## 412A

12 $\frac{1}{4}$ " dia.,  
40-15,000 cps  
frequency range,  
\$48.00

Biflex speakers also  
available in 8"  
and 15" diameters.



**Altec Fidelity Is Highest Fidelity**

**ALTEC**  
LANSING CORPORATION

Dept. 4-P  
1515 S. Manchester Ave., Anaheim, Calif.  
161 Sixth Avenue, New York 13, N.Y.

1515 S. Manchester Ave., Anaheim, Calif.  
161 Sixth Avenue, New York 13, N.Y.



## Strange Voices

**A** SPRING THUNDERSTORM was going on outside as Carl burst into Jerry's basement laboratory.

"A great day for ducks!" was his unoriginal observation as he tossed his dripping slicker into a corner and walked over to where Jerry was listening on a pair of earphones plugged into a tape recorder.

"Hey, what are you up to?" Carl demanded, rudely lifting one earphone and shouting into his chum's ear. And, what's that crummy-looking loop antenna got to do with it?"

"I'm listening for 'whistlers,'" Jerry announced, with a teasing grin on his face.

"If you think I don't dig what you're talking about, you're off the beam," Carl retorted. "I read those articles back in the December, 1956, issue of POPULAR ELECTRONICS. I'm a little hazy on the whole thing now, though. Refresh my memory. What *are* whistlers?"

"Whistlers are sounds produced by detecting the echoes of very-low-frequency radio waves emanating from lightning strokes in the vicinity of the detecting device and being returned from some point in the southern hemisphere," Jerry recited in a monotone. Obviously he had given considerable thought to this definition and was proud of it. "When there's a flash of lightning, the electromagnetic pulse produced describes a high arc into interplanetary space, following the curve of the earth's magnetic lines of force, and comes down somewhere in the southern hemisphere. Then it immediately starts retracing its exact path and returns to the vicinity of the lightning stroke. On the return trip, it produces a weak audio signal which—when tremendously amplified—is heard as a spooky sliding-down-scale note."

"What kind of a setup do you need to hear whistlers?"

"According to the article in POP'tronics, the one I have here should do it. That loop is wound with fifty turns of wire taken from an old dynamic speaker field coil. I wound it over nails driven into the four corners of a door, just as described, and stiffened the loop by wrapping Scotch tape



**DEVRY TECH CAN PREPARE YOU  
IN SPARE TIME AT HOME AS AN**

# ELECTRONICS TECHNICIAN!

## No Previous Technical Experience or Advanced Education Needed!

Laborers and bookkeepers, store clerks, farmers, salesmen — men of nearly every calling — have taken the DeVry program and today have good jobs or service shops of their own in Electronics.

Here's proof positive that it can be done — done by men like yourself — men who had no previous technical experience, no advanced education.

If you are 17 to 55, we will tell you free how you may prepare for exciting, interesting jobs in Automation Electronics, Radar, Guided Missiles, Communications, Industrial Electronics and many others shown at right. Here is a chance of a lifetime to prepare to cash in on one of today's fastest growing fields. Mail the coupon for details.

DeVry Tech's amazingly practical home method enables you to spend minimum time to get maximum knowledge. In fact, you get exactly the same type of basic training equipment used in our Chicago and Toronto training laboratories — among the finest!

Send coupon for free facts NOW!

### Live-Wire Employment Service

DeVry Tech's Placement Department is in contact with some of the best-known employers in the Electronics field. The service is free to all graduates—and DeVry Tech's record in helping to place men has been outstanding.



### Draft Age?

We have valuable information for every man of draft age; so if you are subject to military service, be sure to check the coupon.

### What a DeVry Tech Diploma Meant to These Men!



G. F. Beane, W. Virginia, was a truck driver. He took the DeVry Tech Training Program, and is now a technical electronics sales representative.



Edward Hahn, Illinois. Was a laborer, now an electronics project engineer with Televiso, Inc. DeVry Tech training helped him prepare for his present position.



Nick Barton, Illinois, came directly from a high school to DeVry Tech. Now has his own service shop and tells us he is "literally snowed with work."



George D. Crouch, California, was a retail store clerk. He took the DeVry Program, and today is in the servicing field for himself.

"One of North America's Foremost Electronics Training Centers"



Accredited Member of  
National Home Study Council

**DEVRY TECHNICAL INSTITUTE**  
CHICAGO 41, ILLINOIS  
FORMERLY  
**DEFOREST'S TRAINING, INC.**



AN  
**INDEX**  
to a  
**BETTER JOB,  
A BRIGHTER  
FUTURE**

COMMUNICATIONS

RADAR

GUIDED  
MISSILES

TELEVISION

MICRO-WAVES

RADIO

INDUSTRIAL  
ELECTRONICS

COMPUTERS

AUTOMATION  
ELECTRONICS

### Sample Lesson **FREE!**

See for yourself how DeVry Tech trains you for real opportunities in Electronics. We'll also give you a free copy of an interesting booklet, "Electronics and YOU."



### Mail Coupon Today!

DeVry Technical Institute  
4141 Belmont Ave., Chicago 41, Ill., Dept. PE-4-N  
Please give me FREE Sample Lesson and your booklet, "Electronics and YOU," and tell me how I may prepare to enter one or more branches of Electronics as listed above.

Name \_\_\_\_\_ Age \_\_\_\_\_

Street \_\_\_\_\_ Apt. \_\_\_\_\_

City \_\_\_\_\_ Zone \_\_\_\_\_ State \_\_\_\_\_

Check here if subject to military training.

DeVry Tech's Canadian Training Center is located at 626 Roselawn Avenue, Toronto 12, Ontario 2004

## Carl & Jerry (Continued from page 10)

around the turns every few inches. Hanging the loop from the ceiling allows me to turn it about.

"As you can see, the loop leads run into this preamplifier which has a voltage gain of 1000. The output of the preamp goes into the input of the tape recorder amplifier, where it is amplified another 500 to 1000 times before it is put on the tape, and then it comes out of the monitor speaker."

"Hold it!" Carl interrupted. "You skipped over something. What's this little jigger with a couple of capacitors and resistors doing here in the cable between the preamp and the recorder?"

"Oh, that's a filter to cut off all frequencies below 800 cycles or thereabouts. Without it the 60-cycle a.c. hum picked up by the loop would mask the weak sound of the whistlers. I've also rotated the antenna loop for minimum hum pickup."

"WELL, if we're going to hear any whistlers, now sounds like the time," Carl observed, as there was a sudden sharp clap of thunder followed by a rolling echo.

Jerry turned on the tape recorder, removed the earphones, and switched on the monitor speaker. They heard the rushing



... Jerry loosened the strings that held the loop in position and slowly rotated it. As he did so, there came from the speaker the sound of a human voice ...

WHEN ONLY  
THE BEST IS  
GOOD ENOUGH...



Stradivarius  
courtesy R. Wurlitzer Collection  
PLUS 50 by Soundcraft

⌘ DuPont trademark

## SOUND CRAFT "Mylar" BASE

RECORDING TAPES WITH EXCLUSIVE

PLASTICIZER-FREE OXIDE COATING

Soundcraft tape... and Stradivarius! Both are acclaimed for lasting perfection. On a Stradivarius, the artist re-creates immortal music. On Soundcraft "Mylar" base tapes, this music is preserved forever. Like the "Mylar" base... Soundcraft's exclusive oxide is plasticizer-free—won't age. For enduring, true high fidelity recordings, use these Soundcraft tapes with exclusive Oscar-winning Soundcraft oxide on "Mylar" base.

- PLUS 50—get 50% longer play • PLUS 100—twice as much on a reel
- "LIFETIME"—guaranteed for life

### REEVES SOUND CRAFT CORP.

10 East 52nd Street, New York 22, N. Y. • West Coast: 338 N. LaBrea Ave., Los Angeles 36, Calif.

Always say you saw it in—POPULAR ELECTRONICS



Cast your ballot for a successful future!

# 256 I. C. S. COURSES



Whether you stand at a machine or sit at a desk . . . whether you're making \$75 a week or \$75 hundred a year . . . whether your interest is Power Plants or Paper Pulp, Advertising or Electronics . . . chances are I. C. S. has exactly the course you need to get ahead.

I. C. S. is not only the oldest and largest correspondence school. It also offers the most courses. 256 in all. Each one success-proved by graduates who rose to top technical and administrative positions. Chief engineers. Superintendents. Foremen. Managers. Executive assistants.

I. C. S. Courses cover bedrock facts and theory plus practical, on-the-job applications. No skimping. Texts

are prepared by leading business and industrial authorities working with I. C. S. editors and educators. They are constantly being reviewed and revised in line with current developments.

As an I. C. S. student, you study in your spare time, set your own pace. No time lost getting to class or waiting for slower students to catch up. If you wish, I. C. S. will make progress reports to your employer. You win recognition as a "comer," one who is ready to move ahead. Thousands of students report pay increases and promotions within a few months of enrollment. All graduates win the coveted, approved I. C. S. diploma.

**3 FREE BOOKS!** Check the subject that interests you in the coupon below. I. C. S. will rush you (1) a special book outlining your opportunities in this field, (2) the 32-page gold mine of career tips, "How to Succeed," (3) a sample I. C. S. lesson (Math.) demonstrating the famous "I. C. S. Method." "X" MARKS OPPORTUNITY.



For Real Job Security—Get an I. C. S. Diploma!

I. C. S., Scranton 9, Penna.

Member, National Home Study Council

## INTERNATIONAL CORRESPONDENCE SCHOOLS

65<sup>TH</sup> YEAR

BOX 23949C, SCRANTON 9, PENNA.

Without cost or obligation, send me "HOW TO SUCCEED" and the opportunity booklet about the field BEFORE which I have marked X (plus sample lesson):

### ARCHITECTURE and BUILDING CONSTRUCTION

- Air Conditioning—Refrig.
- Architecture
- Architectural Interiors
- Building Contractor
- Building Estimator
- Building Maintenance
- Carpentry and Mill Work
- Heating
- Painting Contractor
- Plumbing
- Reading Arch. Blueprints

### ART

- Cartooning
- Commercial Art
- Fashion Illustrating
- Magazine Illustrating
- Show Card and Sign Lettering
- Sketching and Painting

### AUTOMOTIVE

- Auto Body Rebuilding
- Auto Elec. Technician
- Auto-Engine Tune Up
- Automobile Mechanic

### AVIATION

- Aeronautical Engineering Jr.
- Aircraft & Engine Mechanic

### BUSINESS

- Advertising
- Bookkeeping and Accounting
- Business Administration
- Business Correspondence
- Public Accounting
- Creative Salesmanship
- Federal Tax
- Letter-writing Improvement
- Office Management
- Professional Secretary
- Retail Business Management
- Sales Management
- Stenographic-Secretarial
- Traffic Management

### CHEMISTRY

- Analytical Chemistry
- Chemical Engineering
- Chem. Lab. Technician
- General Chemistry
- Natural Gas Prod. & Trans.
- Petroleum Engineering
- Plastics
- Pulp and Paper Making

### CIVIL, STRUCTURAL ENGINEERING

- Civil Engineering
- Construction Engineering
- Highway Engineering
- Reading Struct. Blueprints
- Sanitary Engineering
- Structural Engineering
- Surveying and Mapping

### DRAFTING

- Aircraft Drafting
- Architectural Drafting
- Electrical Drafting
- Mechanical Drafting
- Mine Surveying and Mapping
- Plumbing Drawing and Estimating
- Structural Drafting

### ELECTRICAL

- Electrical Engineering
- Electrical Maintenance
- Electrician  Contracting
- Lineman

### HIGH SCHOOL

- Commercial  Good English
- High School Subjects
- Mathematics

(Partial list of 256 courses)

BEFORE which I have marked X (plus sample lesson):

### LEADERSHIP

- Foremanship
- Industrial Supervision
- Leadership and Organization
- Personnel-Labor Relations

### MECHANICAL AND SHOP

- Gas-Electric Welding
- Heat Treatment  Metallurgy
- Industrial Engineering
- Industrial Instrumentation
- Industrial Supervision
- Internal Combustion Engines
- Machine Design-Drafting
- Machine Shop Inspection
- Machine Shop Practice
- Mechanical Engineering
- Quality Control
- Reading Shop Blueprints

### REFRIGERATION

- Sheet Metal Worker
- Tool Design  Toolmaking

### RADIO, TELEVISION

- Industrial Electronics
- Practical Radio TV Eng'ing
- Radio and TV Servicing
- Radio Operating

### TELEVISION TECHNICIAN

- Air Brake Equipment
- Car Inspector
- Diesel Engineer & Fireman
- Section Foreman

### STEAM AND DIESEL POWER

- Combustion Engineering
- Diesel-Elec.  Diesel Eng's
- Electric Light and Power
- Stationary Fireman
- Stationary Steam Engineering

### TEXTILE

- Carding and Spinning
- Cotton, Rayon, Woolen Mfg.
- Finishing and Dyeing
- Loom Fixing  Textile Des'ing
- Textile Eng'g  Throwing
- Warping and Weaving

### MISCELLANEOUS

- Domestic Refrigeration
- Marine Engineering
- Ocean Navigation
- Professional Engineering
- Short Story Writing
- Telephony


Name \_\_\_\_\_ Age \_\_\_\_\_ Home Address \_\_\_\_\_

City \_\_\_\_\_ Zone \_\_\_\_\_ State \_\_\_\_\_ Working Hours \_\_\_\_\_ A.M. to P.M.

Occupation \_\_\_\_\_

Canadian residents send coupon to International Correspondence Schools, Canadian, Ltd., Montreal, Canada. . . . Special tuition rates to members of the U. S. Armed Forces.

The books . . .



## How the scientific world shares in fruits of the telephone art

In their work to improve telephony the scientists and engineers of Bell Telephone Laboratories make important findings in many sciences. They thoroughly report these findings in professional journals and magazines. But sometimes, as knowledge accumulates in a vital field, a "treatment in depth" is prepared in book form.

Bell Laboratories authors have written 36 books to date and others are in preparation. Many have become classics in the Laboratories' primary field of communications. Many have become standard works of wide application because they provide a fundamental guide for technologies in other fields. For example, the design of automatic switching systems is of primary importance in computers; statistical quality control provides the indispensable basis for economical manufacture. Through their books these scientists and

engineers and the Laboratories attempt to repay benefits they receive from the published works of others.

The pictures on the opposite page show some Bell Laboratories authors of technical books. A complete listing of titles may be obtained by sending in this coupon.

Publication Department, Dept. 30

**BELL TELEPHONE LABORATORIES**

463 West Street, New York 14, N. Y.

Gentlemen: Please send me a listing of titles, authors and publishers of books written by Bell Telephone Laboratories authors.

Name .....

Street .....

City ..... State .....



**BELL TELEPHONE LABORATORIES**

*World center of communications research and development*



... the authors

Most of the books written by Laboratories authors are published by D. Van Nostrand Company. Other publishers include John Wiley & Sons and McGraw-Hill. Subjects include speech and hearing, mathematics, transmission and switching circuits, networks and wave filters, quality control transducers, servomechanisms, quartz crystals, capacitors, visible speech, earth conduction, radar, electron beams, microwaves, waveguides, antennas, traveling-wave tubes, semiconductors, ferromagnetism.



Harold S. Black, B.S. in E.E., Worcester Polytechnic Inst., author of "Modulation Theory."



John R. Pierce, Ph.D., California Inst. of Tech., author of "Traveling-Wave Tubes."



Richard M. Bozorth, Ph.D., California Inst. of Tech., author of "Ferromagnetism."



W. Thornton Read, M.S., Brown University, author of "Dislocations in Crystals."



Hendrik W. Bode, Ph.D., Columbia University, author of "Network Analysis and Feedback Amplifier Design."



Walter A. Shewhart, Ph.D., University of California, author of "Economic Control of Quality of Manufactured Product."

Carl & Jerry (Continued from page 12)

tube sounds accompanied by various clicks, pops, and scratching static sounds.

"Listen especially hard for a second or so right after a lightning flash," Jerry instructed. "That's when the whistler should be arriving back from its round trip to the southern hemisphere."

As he finished speaking, there was a brilliant flash of light followed by a moment or so of silence; then, just before the boom of thunder, a faint eerie sound came from the tape recorder speaker like a sigh of air escaping from a bicycle tire.

"Hey!" Jerry said excitedly, "that was one! That was a whistler!"

"Yeah," Carl agreed dubiously, "I guess it was; but it certainly sounded pooped. Let's try turning the loop a bit and see if we can't get more moxie into the next one."

Jerry loosened the strings that held the loop in position and slowly rotated it. As he did so, there came from the speaker, along with the crackling and popping of static, the sound of a human voice. It was a thin, weak, and high-pitched voice, but it was definitely human and feminine.

"Come you back! Come you back! Come you back!" it was begging.

"Holy cow!" Carl gasped in awe, "Whistler's mother!"

"Shut up and listen!" Jerry commanded.

But the voice was gone. In its place, the boys now heard faint and outlandish music. Neither Carl nor Jerry could recognize a familiar instrument in the cacophony of clanging sound, although it did have a definite rhythm and a sort of wild beauty. Suddenly this, too, terminated in the middle of a bar, and nothing more was heard except the crackle of static. Even the thunderstorm had passed over, taking with it the likelihood of hearing any more whistlers.

"WHAT do you make of it?" Jerry demanded as he switched off the tape recorder.

"Don't look at me," Carl said. "It's your whistler-listener. But I don't mind telling you that the whole thing sounds mighty, mighty spooky to me."

"Take your finger off the panic button!" Jerry commanded impatiently. "This thing's got to have a sensible, logical explanation, even though I'll admit I never heard any music like that before."

"What could be happening?"

"That's what I'm trying to figure. This very sensitive setup would respond to any faint magnetic field producing signals within the range of the audio amplifier—which in this case is from about 800 to 14,000

There are reasons . . .

# WHY THE DYNAKIT SOUNDS BEST!

## 1. New High Stability Circuit

Superior transient response with greater clarity and definition. Designed for all speaker loads including electrastatic.

## 2. Pre-Assembled Printed Circuit Board

Assures fool-proof assembly in less than 3 hours and guarantees faithful reproduction of performance specifications.

## 3. Superior Components Featuring the A-430 Dynaco Transformer

And of course the following minimum specifications that can be exceeded by any home constructor. . . .

Power Output: 50 watts continuous rating, 100 watts peak. Distortion: under 1% at 50 watts, less than 1% harmonic distortion at any frequency 20 cps to 20 kc within 1 db of maximum. Response: Plus or minus .5 db 6 cps to 60 kc. Plus or minus .1 db 20 cps to 20 kc. Square Wave Response: Essentially undistorted 20 cps to 20 kc. Sensitivity: 1.5 volts in for 50 watts out. Damping Factor: 15. Output Impedances: 8 and 16 ohms. Tubes: 6CA7/EL-34 (2) (6550's can also be used) 6 AN8, 5U4GB. Size: 9" x 9" x 6 3/4" high.



(Complete including protective cover and all component parts)

### Dynakit

Mark II  
\$69.75  
Slightly higher  
in West

**NEW! DYNA BIASET** now included in all Dynakits. Simplifies bias adjustment and assures optimum operating conditions.

Available through leading Audio and Electronic Parts Distributors  
**Dyna Co., Dept. PE, 5142 Master St., Phila., 31, Pa.**

## Carl & Jerry (Continued from page 15)

cycles. But what kind of apparatus would produce a field that could be intercepted at some distance?"

"Have we anything else to go on?" Carl questioned.

"Well, I guess the directional characteristics of this very low frequency loop are the same as those used on higher radio frequencies; that is, the null points are on a line perpendicular to its plane while maximum reception is had from points in the plane of the loop. When the loop was parallel to the street, we didn't hear the strange sounds; but when I turned it at right angles to the street, they came in. That would seem to indicate that the mysterious signals are coming from in front or in back of the house."

"Yeah, but how far in front or back?"

"I might know you'd run me out of answers," Jerry admitted with a sigh. He switched the tape recorder back on and, as the tubes warmed up, a hot rock-and-roll number came faintly but clearly from the speaker.

"If that's Mars, Elvis has already landed!" Carl said. "Let's see if we can run this down while it's still going on. I'll go back across the alley and keep listening for that cool tune. You go across the street and do the same thing. If either of us finds something, he can let out a yelp."


**F**ORTUNATELY the rain had stopped, and the two boys skipped up the outside basement steps and went in opposite directions. Carl didn't hear the music as he went out the back gate and looked up and down the deserted alley, but he did notice a light in the large cement-block garage just across the alley from Jerry's place. Without the least hesitation, he walked over to where he could see through a small window and took a long, astonished look. Then he turned around and motioned violently for Jerry, who was standing across the street, to join him.

Soon the two boys were standing shoulder to shoulder, peering through the window into the large room of the garage. In the middle of the floor, a boy of about their own age was dancing wildly about. Going round and round over in the corner was a record player feeding into what looked like a pretty husky audio amplifier; yet the two boys outside could not hear a bit of music although they could plainly hear the boy's shoes scuffing on the cement floor. The youthful dancer was wearing a pair of ear-phones different from any Carl and Jerry had ever seen. A shiny metal band came

(Continued on page 20)



**RCA** offers you the  
 finest training  
 at home in  
 Radio-TV  
 electronics,  
 TV servicing,  
 Color TV



**SEND FOR THIS FREE  
 BOOK NOW!**



**RCA INSTITUTES, INC.**

A SERVICE OF RADIO CORPORATION OF AMERICA  
 350 WEST FOURTH STREET, NEW YORK 14, N.Y.

In Canada—RCA Victor Company, Ltd.,  
 5001 Cote de Liesse Rd., Montreal 9, Que.

April, 1957

The instruction you receive and equipment you get (and keep) will start you on your way. Pay-as-you-learn. You pay for only one study group at a time. This 52 page book contains complete information on Home Study Courses for the beginner and the advanced student.

RCA Institutes, Inc., Home Study PE-37  
 350 West Fourth Street New York 14, N. Y.  
 Without obligation, send me FREE CATALOG  
 on Home Study Courses in Radio, Television  
 and Color TV. No salesman will call.

Name  Please Print  
 Address   
 City  Zone  State



# Why People Like GENIAC

**"... beautiful simplicity ... good graded instructions."**

**TECHNICIAN**

"I am very happy to say I have derived many hours of entertainment as well as education from this instrument."

T/Sgt. W. B., USMC

**ELECTRONICS AMATEUR**

"I have purchased your kit and have become greatly interested in electrical brains. I want to thank you for the infinite amount of knowledge contained in this moderately priced kit."

W. P., Cleveland, Ohio

**EXPERIMENTER**

"I am enjoying the 'GENIAC' kit and have been trying to design new circuits in my spare time."

L. S., Fontana, Wisconsin

**HOME STUDENT**

"You have an ingenious design of beautiful simplicity accompanied by good graded instructions."

A. S., Cleveland, Ohio



**"... our son has found ... enjoyment and knowledge."**



"I am very delighted with my kit and we boys here at the dormitory at York College who are planning to become engineers are having a very interesting time assembling the various machines."

B. B., York, Nebraska

"Our son has found considerable enjoyment and knowledge working with this kit."

Mrs. S. S., Havertown, Pa.

"My son has enjoyed your GENIAC and I feel that this kit is an ideal arrangement for giving anybody the basic ideas for the principles of computers."

P. M., Electrical Engineer and Instructor,  
L. A., California

**COLLEGE STUDENT**

**HIGH SCHOOL STUDENT**

**FATHER AND SON TEAM**

**"... you have a fine teaching instrument."**

**INTERNATIONAL EDUCATOR**

"We believe GENIAC will serve a useful purpose as a training aid in our ICA technical assistance mission with the Turkish Ministry of Education in the field of technical education."

W. V., Program Chief

**ELECTRICAL ENGINEER**

"I am a former electrical engineer (now a physician) and I was delighted to read your instructions and see the way your apparatus is put together. I think you have a fine teaching instrument."

J. M., Baltimore, Md.

**MATH DEPARTMENT HEAD**

"I am interested in your 'GENIAC' kit both for my own school and for possible wider use in the city."

W. M., Chairman of Math Dept.,  
Brooklyn, N. Y.



## Advanced Courses in Computer Operation

**DIGITAL COMPUTER COURSE**

Shows how to set up and build computers and experiment with pulses, gates, storage, add, subtract, multiply, design circuits. Manuals, wiring diagrams and texts provide a complete introduction to theory and practice.

Course C-2 ..... **\$28.00**

**ANALOG COMPUTER COURSE**

Lists sources of materials parts, theory and practical instructions plus wiring diagrams and schematics for adding, multiplying, integrating and differentiating; gives practice in calculating scale factors, choice of time scales, machine equations and block diagrams.

Course C-3 ..... **\$28.00**

**ELECTRONIC MEMORY COURSE**


The course contains instructions for building relay memories, magnetic core memories and tube storage memories, with detailed descriptions of methods of storing information and automatically giving instructions to electronic devices. Suitable for all levels—particularly designed for people who have some knowledge of electronics. Including

Course C-1 ..... **\$28.00**

**ALL THREE COURSES TOGETHER \$75.00, SAVING OF \$9.00**



# New! A MACHINE THAT COMPOSES MUSIC



Actual tune composed on GENIAC

**COMPUTES, "REASONS"  
PLAYS GAMES**

**GENIAC  
ELECTRIC BRAIN**

## BUILD IT YOURSELF in a few hours!

Yes, you build any one of 33 exciting electric brain machines in just a few hours by following the clear-cut, step-by-step directions given in a thrilling booklet! No soldering required . . . no wiring beyond your skill! GENIAC is a genuine brain machine—not a toy. The **only** logic machine kit that not only adds, subtracts, etc., but presents the basic ideas of cybernetics, Boolean algebra, symbolic logic, automation, etc. So simple to construct that even a twelve-year-old can make a machine that will fascinate people with advanced scientific training! With the special circuitry of GENIAC, the Electric Brain Construction kit, you can compose tunes automatically. These new circuits were never available before!

**OVER 400 COMPONENTS AND PARTS.** Circuits operate on one flashlight battery, and the use of ingeniously designed parts makes building circuits one of the most fascinating things you've ever done! You set up problems in a variety of fields—and get your answers quicker than you can set them up! Play games with the machine—nim, tic-tac-toe, etc.—and pit your brain against its logic! Solves puzzles in a few seconds that would take you hours without the aid of the machine. You actually see how computing and problem-solving is analyzed with algebraic solutions transferred directly into circuit diagrams.

**YOUR COST FOR GENIAC KIT:** only \$19.95 postpaid. The 1957 Model GENIAC KIT contains: (1) a complete 200-page text, "Minds and Machines"—a basic introduction to computers. (2) "How to Construct Electrical Brains At Home"—a fully illustrated text book on basic computer design theory and circuits with specific instructions for building circuits. (3) Wiring Diagram Manual. A special booklet with full scale diagrams that you can tear out and place on your work bench for easy assembly. (4) Beginners' Manual. Starting from scratch, the manual adds extra experiments, thoroughly tested using GENIAC components to teach the basic symbols of electric circuits. (5) Over 400 components and parts.

So—mail the coupon for your GENIAC today! Your money back if not delighted!

### Some Firms and Institutions that have ordered GENIAC:

Allis-Chalmers  
Remington-Rand  
International  
Business  
Machines  
Wheelindex Mfg. Co.  
Manuel Missionary  
College

Walter V. Clarke  
Associates  
Barnard College  
Westinghouse  
Electric  
Phillips  
Laboratories

General Insurance  
Co. of America  
Lafayette Radio  
Rohr Aircraft Co.  
Albert Einstein  
Medical College  
Naval Research  
Laboratories

Los Angeles  
Public Schools  
Kansas State  
University  
Duke University  
Coral Gables  
Bell Telephone  
Laboratories

K1—Only  
**\$19<sup>95</sup>**

(Add \$1.00 W. of Miss.  
\$2.00 Outside U. S.)

## UP TO DATE?

Is your knowledge of these new technical fields rusty? Perhaps you never had time to study them but need to now. Write for free information about our new, modern, low-cost course. Work at your own speed at home. Check those that interest you.

- PHYSICS**  
 High School Physics  
 Part 1—PIA  
 Part 2—PIB  
 College Physics  
 Part 1—P2A  
 Part 2—P2B

- MATHEMATICS**  
 Trigonometry  
 Algebra  
 Solid Geometry  
 Calculus  
 Statistics

Please send me GENIAC Kit. \$19.95 (Add \$1.00 West of Mississippi or \$2.00 Outside U. S.)

- ELECTRONICS**  
 Television P3A  
 Radio P3B  
 Radar—Theoretical P3C1  
 Radar—Practical P3C2  
 Musical Instruments P3D

- CHEMISTRY**  
 High School  
 College  
 Analytic  
 Qualitative  
 Quantitative  
 Organic  
 Physical

- BIOLOGY**  
 High School  
 Human Biology  
 Zoology  
 Botany  
 Genetics

- Acoustics Hi-Fi P4  
 Nuclear Physics P5  
 Analog Computer C3  
 Digital Computer C2  
 Memory Storage C1  
 Construction of Robots PS7

- PSYCHOLOGY**  
 Normal PS1  
 Child PS2  
 Abnormal PS3  
 Mental Hygiene PS4  
 Aptitude Test PS5  
 Rapid Reading PS6  
 Construction of Robots PS7

**OLIVER GARFIELD CO., Dept. PE-47, 31 Broadway, New Haven, Conn.**

Name ..... Age ..... Occupation .....

City ..... Zone ..... State .....

# Judge for yourself!...



## SAVE MORE! SERVICE BETTER! EMC TEST EQUIPMENT

extra features ... • PRECISION CONSTRUCTION

• ADVANCE DESIGNS • LOWEST PRICES

### NEW! Model 905-6A Battery Eliminator, Charger & Vibrator Checker

This combination housed in single sloping metal case, is a MUST for auto radio service. Features continuously variable voltage output ... automatic overload relay-self resetting ... in either 6 or 12 volt operation ... checks all 6 and 12 volt vibrators.




Model 905-6A (Comb.) ..... \$67.90 Wired  
\$44.90 Kit Form

Model 905 Battery Eliminator  
and Charger (only) ..... \$37.50 Wired  
\$28.90 Kit Form

### NEW! Model 906 Vibrator Checker

Compact metal case unit. Checks both interrupter and self-rectifier type for proper starting point, as well as quality of operation. Reads condition of vibrator on "Bad-Good" scale of plastic front meter. Checks both 6 and 12 volt vibrators.



Used with any battery eliminator, such as Model 905.  
Model 906 ..... \$31.80 Wired  
\$17.05 Kit Form

### NEW! Model 210 Transistor Checker

Checks all PNP and NPN Transistors. Measures gain in 3 ranges. Measures leakage on 2 color "Poor-Good" scale. Supplied complete with batteries. Checks diodes.



Model 210 ..... \$10.95 Wired  
\$7.95 Kit Form

Yes, tell me more, send me—FREE—a detailed catalog of the complete EMC line.

NAME \_\_\_\_\_

STREET \_\_\_\_\_

CITY \_\_\_\_\_ STATE \_\_\_\_\_

PE-4

**EMC** Electronic Measurements Corp.  
625 B'way • New York 12, N. Y.  
Ex. Dept. 370 B'way, N. Y. 13

## Carl & Jerry (Continued from page 16)

down from each hearing-aid type of ear-piece and joined in a "V" beneath the boy's chin; at no point was any cord attached to the phones.

"We've gone deaf; that guy has flipped; or he has something we ought to know about," Carl whispered hoarsely.

"Let's find out which it is," Jerry suggested, starting toward the garage door.

**T**HEY HAD TO KNOCK several times before the boy inside heard them and opened the door. He had removed the strange earphones and was holding them in his hand, smiling at his visitors in a friendly but questioning manner.

"My name is Jerry Bishop, and this is my friend, Carl Anderson," Jerry explained as he held out his hand. "We live right across the alley. I guess you folks just moved in last week. Carl and I thought we'd like to get acquainted."

"Fine!" the boy said, shaking hands with both and waving them inside. "My name is Bob Mallon. I've already heard about you two and have been wanting to meet you. From what the kids at school say, you boys know all there is to know about electricity. I'm interested in electronics, too, but I don't know much about it. Just now I was playing with these wireless earphones I got for a birthday present."

"Wireless earphones?" Carl questioned. "How do they work?"

"See that loop of copper wire running clear around the room about five feet from the floor?" Bob asked. "The output of the twenty-watt amplifier over there feeds directly into that loop. Magnetic flux from the loop is induced into the laminated high-permeability pole pieces that form the V-shaped band of these earphones. The induced magnetism drives special magnetic-type earphones at the top of the 'V.' Here, take a listen for yourself," he said, extending the phones to Carl.

Carl put them on and instantly began to sway to the music coming from the spinning record. He found he could walk anywhere in the room and still hear the music.

"Hey! That's all right!" he exclaimed, handing the earphones to Jerry to try. "Where can I get some dope on those?"

"Let's see," Bob said as he picked up a cardboard carton; "they're distributed by the Fenton Company, 15 Moore Street, New York 4, N. Y."

**"B**OB," Jerry said with a shamefaced grin as he handed back the earphones, "they say honest confession is good for the soul; so I want to tell you how Carl




Here's the  
**EASY WAY**  
 to get ALL the Facts  
 on Electro-Voice  
 "do-it-yourself"  
 Hi-Fi

Now, you can have the very best in hi-fi without spending a small fortune . . . the Electro-Voice do-it-yourself Way! You don't have to be an electronic genius, either. It's easy with the lucid, step-by-step E-V instructions.

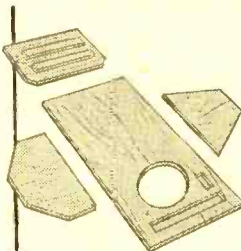
**Electro-Voice**® ELECTRO-VOICE, INC.  
 BUCHANAN, MICHIGAN

Canada: E-V of Canada, Ltd., 73 Crockford Boulevard, Scarborough, Ontario. Export: 13 East 40th Street, New York 16, U. S. A. Cables: ARLAB

**Send me all the facts about...**



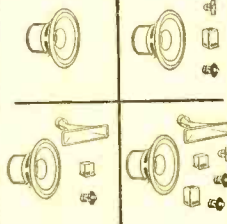
The Electro-Voice Aristocrat **Folded-Horn Corner Enclosure**, ONE of four outstanding E-V speaker enclosures, finished and assembled. All you do is install speakers. \$44 and up.



The Electro-Voice **Do-It-Yourself Enclosure Kits**, seven famous E-V speaker enclosures that are easy to assemble, and economical, too. \$26 to \$118.



The Electro-Voice **Speaker-Enclosure Construction Books**. Each book provides simple, step-by-step details on how to make one of the seven E-V hi-fi speaker enclosures with materials from any lumber yard or hardware store. \$ .75 to \$1.50.



The Electro-Voice **Speaker Building Block Systems** that let me expand from a single speaker to a multi-way high-fidelity speaker system in easy, economical steps, as my budget permits. \$34.50 and up.

ELECTRO-VOICE, INC.  
 Dept. E-74  
 Buchanan, Michigan

NAME.....  
 ADDRESS.....  
 CITY.....  
 STATE.....

**Just fill out  
 the Coupon,  
 Clip and  
 Mail Today!**

and I really happened to drop in on you." He went on to explain their strange experience with the whistler-listener, and when he had finished, Bob laughed until the tears ran down his face.

"I'll bet you really did think you'd tuned in on Mars or something!" he exclaimed, "but I think I can clear up everything. Let me switch the amplifier into a speaker and change records."

He did so, and soon a woman's voice came from the speaker singing *On The Road To Mandalay*. It was unusual enough to hear a woman singing a song that usually is delivered in a rich masculine baritone, but when she came to the line, "Come you back, you British soldier," a defective groove in the record made her repeat, "Come you back, come you back, come you back," until Bob lifted the needle.

"And now for the out-of-this-world music," he announced with a broad grin, lowering the needle on another record. Instantly the weird music the boys had heard filled the room. It sounded much different now without the low-frequency filter taking out the lows as it had done on their whistler detecting arrangement—not nearly so spooky.

"That's a record of a novelty band on an island down in the Caribbean," Bob said. "Most of the instruments are made up of empty steel drums; so it's no wonder you didn't recognize any of them."

"Well, that certainly clears up the mystery," Jerry remarked. "This arrangement of yours puts out a strong enough field to be heard on our very sensitive arrangement over in the basement. By the way, Bob, wouldn't you like to come over and let Carl and me show you our lab? It may not look like much, but we're pretty proud of it, and we have a lot of fun there."

"I most certainly would," Bob answered promptly as he switched off the amplifier. "After all, you are my DX!"

-30-



Take Any  
Two of These



**TRANSISTORS**

and you'll have

**TWINS in  
PERFORMANCE**

We don't mean in appearance alone — but in the all-important electrical characteristics. When you are working on a transistor circuit that calls for Raytheon CK722 transistors, you can take any two or three or four or five and be sure that they'll meet the performance requirements and team up perfectly.

That's because Raytheon has a production control that is geared to quality. Result — Raytheon Transistors are held to close tolerances — you'll find them stable, dependable — high in quality.

And best of all they are low priced — only 99¢ each from stock at your Raytheon Tube Supplier.



*Excellence in Electronics*



**RAYTHEON MFG. CO.**

Receiving and Cathode Ray Tube Operations  
Newton 58, Massachusetts



# Want To Double Your Pay

Get into Radio-TV-Electronics



# Get all 3 FREE

## FIND OUT what the FCC license means

Your FCC license is recognized by employers as proof of your technical ability.

## FIND OUT how the FCC license helps you get a better job or increase your pay on your present job

When Jim enrolled, he was a temporary employee of the City of Tacoma, Washington. He was helping wire and install an interoffice phone system. In the space of 14 months, he completed the Master Course and received his first class license. He is now installing and maintaining mobile and microwave equipment.

James S. Glen, Jr.,  
2920 Knob Hill Rd., Tacoma, Wash.

"I am pleased to inform you that I recently secured a position as Test Engineer with Melpar, Inc. (Subsidiary of Westinghouse). A substantial salary increase was involved. My Cleveland Institute training played a major role in qualifying me for this position."

Boyd Daugherty, 105 Goodwin Ct.,  
Apt. C., Falls Church, Va.

**MAIL COUPON TODAY**  
You'll Be Glad You Did

## FIND OUT how to get your FCC license in a minimum of time

John H. Johnson, Boise City, Okla.  
Prentice Harrison, Lewes, Del.  
Thomas J. Bingham, Finley, N. Dak.  
William F. Masterson, Key West, Fla.

License Class	Time
1st Class	20 weeks
2nd Class	27 weeks
2nd Class	9 weeks
2nd Class	24 weeks

## FIND OUT how we guarantee your FCC license

WE GUARANTEE to train and coach you at home until you pass the all-important FCC examination. If you fail to pass after completing our course, we will continue your training without additional cost until you successfully obtain your commercial license.

## FIND OUT how employers make job offers like this to our graduates every month

WEST COAST MANUFACTURER: "We are currently in need of men with electronics training or experience in radar maintenance. We would appreciate your referral of interested persons to us."

**CLEVELAND INSTITUTE OF RADIO ELECTRONICS**  
Desk PE-24 4900 Euclid Bldg. Cleveland 3, Ohio

Accredited by National Home Study Council

## Cleveland Institute of Radio Electronics

Desk PE-24, 4900 Euclid Ave., Cleveland 3, Ohio

Please send Free Booklets prepared to help me get ahead in Electronics. I have had training or experience in Electronics as indicated below:

- |   |   |
|---|---|
| <input type="checkbox"/> Military           | <input type="checkbox"/> Broadcasting       |
| <input type="checkbox"/> Radio-TV Servicing | <input type="checkbox"/> Home Experimenting |
| <input type="checkbox"/> Manufacturing      | <input type="checkbox"/> Telephone Company  |
| <input type="checkbox"/> Amateur Radio      | <input type="checkbox"/> Other _____        |

In what kind of work are you now engaged?


In what branch of Electronics are you interested?

Name \_\_\_\_\_ Age \_\_\_\_\_

Address \_\_\_\_\_

City \_\_\_\_\_ Zone \_\_\_\_\_ State \_\_\_\_\_

Special Tuition Rates to Members of Armed Forces



Birds of a feather  
flock together,  
And so will pigs  
and swine;



Rats and mice  
will have their choice,  
And so will I  
have mine:

My choice is Norelco,  
Speakers, of course,  
The reason I'm honored  
to tell;  
Few other speakers are  
quite as true,  
Or will please you  
half as well.



*Norelco F.R.S. Speakers are available in 5", 8" or 12" sizes in standard impedances. Priced from \$6.75 to \$59.98. Blueprints are available for the do-it-yourself enclosure builder. Norelco Enclosures are available in three sizes, priced from \$33.75 to \$119.95.*

ADD TO . . . and improve any  
sound system with **Norelco**®

\*FULL RESPONSE SPEAKERS

Write today to Dept. N4 for brochure  
and prices of these unique speakers.

**NORTH AMERICAN PHILIPS CO., INC.**  
100 E. 42nd Street      New York 17, N. Y.

## LETTERS FROM OUR READERS

### New Use for the "Soft Touch"

■ I used the Touch-o-Matic control circuit (September, 1956, page 39) as a lock on my workshop door. I hooked the door knob to one terminal as a contact plate and the other wire to a small nail hidden on the door surface. When I touch the knob and the hidden nail, a magnetic door lock opens the door.

NEIL CARBONE  
Hollis, Queens, N. Y.

### More Definition in Parts Lists

■ I have noticed that in almost every issue you publish construction articles containing pre-manufactured circuits. I often see printed circuits used in amplifiers (for example, in the December, 1956 issue, page 55).

As yet, these components are not available in England. For the benefit of your overseas readers, would it be possible to include in future issues complete interpretations of these special components?

L. WELLS  
London, England

*We admit that using such "specialized" components may be a hardship, but at the same time feel justified in doing so since the circuits in our articles make use of the parts called for. Substitution of components may upset operation to such an extent that a circuit might become inoperative—at least for the novice experimenter. Many American companies are willing to supply information on these components and we suggest that they be contacted directly for such information.*

### Helping Hams Obtain Licenses

■ I would like to report that since my name appeared under "Help Offered" in your November *Transmitting Tower*, two boys have passed their Novice exams and should have their licenses by the time this letter is printed.

NATHAN J. SCHULMAN  
Brooklyn, N. Y.

### Flattery—But We Love It!

■ Enjoy your inexpensive and useful equipment for the workshop, lab, etc. Hope to see many more construction articles and other material that I would not ordinarily come into contact with. I regard your magazine as informative, enjoyable, and educational.

CLIFFORD L. THORNTON, JR.  
Savannah, Ga.

■ I think a kit builder should be able to answer four questions before he starts building the kit. They include: (1) Is the kit sufficiently experimental so that he can have fun by changing parts? (2) When finished, is it going to be utilitarian? (3) Are the parts easily obtainable? (4) Can the builder understand how it works?

It is quite a job for you to cover every one

(Continued on page 28)

Always say you saw it in—POPULAR ELECTRONICS





America's Fast Growing **AIRLINES**

**NEED  
YOUNG  
MEN**

**as Communications Specialists**

and as **RADIO-RADAR-ELECTRONICS  
TECHNICIANS**



**CENTRAL TECHNICAL INSTITUTE PREPARES  
YOU QUICKLY FOR AN AIRLINE CAREER!**

In today's jet age, electronic communications and navigational aids are the vital nerve systems of the world's fast-growing airlines. Demand for skilled young specialists who can operate and maintain complex radio-radar-electronic equipment greatly exceeds the supply! Positions include air/ground radio operators, installation and maintenance, airborne radar installation and maintenance, electronic technicians, etc.

The Airline Training Division of Central Technical Institute, world's leading and largest airline personnel school, can train you quickly to take advantage of this unusual career opportunity. Many fine non-technical airline jobs are also open to Central graduates. Free nation-wide placement service

**PREPARE THROUGH HOME STUDY OR  
RESIDENT TRAINING**

Whether you choose Central's home study course (with 9 kits of equipment) or resident training at our Kansas City School, you'll receive thorough, up-to-date, nationally-recognized training to qualify you for a rewarding career. Over 14,000 graduates placed with all major U. S. airlines since 1937—your assurance that Central training is effective, practical and profitable. Central's airline instruction is formulated under the guidance of an Airlines Advisory Board composed of representatives from 19 major airlines. Preliminary training need not interfere with present position



**CENTRAL ALSO OFFERS  
COMPLETE TRAINING IN  
TELEVISION AND  
ELECTRONICS**

**ENGINEERING TECHNOLOGY**

Get full information on Central's home study and resident courses which have qualified thousands for well-paying careers in Radio & Television Stations—Radio-TV repair—Electronics Manufacturers—Guided Missiles—Automation—etc



**VETERANS**

Central offers courses approved under G. I. Bill.

**MAIL COUPON TODAY  
FOR FREE INFORMATION**

Member of  
National Home  
Study Council  
and  
National  
Council  
of Technical  
Schools



**CENTRAL TECHNICAL INSTITUTE**

Dept. A-47, 1644 Wyandotte St., Kansas City 8, Missouri

Tell me more about your training program(s) which I have checked below:

- Airline Communications & Electronics
- Airline Station Agent (non-technical)
- Television and Electronics Engineering Technology


Name \_\_\_\_\_ Age \_\_\_\_\_

Address \_\_\_\_\_ Phone \_\_\_\_\_

City, State \_\_\_\_\_ County \_\_\_\_\_

If Korean vet., give approx. discharge date \_\_\_\_\_

# ELECTRONIC EXPERIMENTER'S HANDBOOK



## HOBBYISTS ... EXPERIMENTERS!

Compiled by the Editors of  
POPULAR ELECTRONICS

# LEARN HOW TO BUILD:

- Your Own AM Hi-Fi Tuner
- Thermistor Fire Alarm
- Electronic Gardening Gadgets
- A Device That Kills TV Commercials
- Electronic Toys
- Geiger Counter
- Transistorized Light Meter
- Your Own Lie Detector
- PLUS DOZENS OF OTHER HANDY, EXCITING  
ELECTRONIC DEVICES

## BUY YOUR COPY OF THE ELECTRONIC EXPERIMENTER'S HANDBOOK



ON SALE SOON

AT YOUR FAVORITE NEWSSTAND! PRICE: \$1.00

ZIFF-DAVIS PUBLISHING COMPANY, 366 MADISON AVENUE, NEW YORK 17, N. Y.



**GREATEST  
ADVANCE IN  
SHOP-METHOD  
HOME TRAINING**

# EARN MORE MONEY...GET INTO TELEVISION ELECTRONICS-RADIO

**Learn ALL 8 PHASES in ONE MODERN HOME-STUDY COURSE**  
At Home - In Spare Time

## YOU GET ALL THIS NEWEST PRACTICAL EQUIPMENT

- Parts to build a modern TV set, including all tubes plus a large screen Picture Tube
- Parts to build a powerful Superhet Receiver, standard broadcast and short wave
- Parts to conduct many experiments and build Continuity Checker, RF Oscillator, TV Circuits, Audio Oscillator, TRF Receiver, Signal Generator
- A Valuable Professional Multimeter



**19 BIG KITS  
YOURS TO KEEP**

## YOUR NATIONAL SCHOOLS TELERAMA COURSE COVERS ALL 8 PHASES

- |                                    |                                |
|------------------------------------|--------------------------------|
| 1. TELEVISION, INCLUDING COLOR TV  | 5. PREPARATION FOR FCC LICENSE |
| 2. RADIO, FM AND AM                | 6. AUTOMATION                  |
| 3. INDUSTRIAL ELECTRONICS          | 7. RADAR AND MICRO WAVES       |
| 4. SOUND RECORDING AND HI FIDELITY | 8. COMMUNICATIONS              |

## YOU ARE NEEDED IN THE TELEVISION-ELECTRONICS-RADIO INDUSTRY!

You can build a secure future for yourself if you get into Electronics NOW! Today's shortage of trained technicians creates tremendous opportunities. National Schools Shop-Method trained technicians are in constant and growing demand for high-pay jobs in Broadcasting and Communications, Electronic Research, Servicing and Repair, and many other branches.

Let National Schools, a Resident Technical School for over 50 years train you for today's unlimited opportunities in electronics! Our Shop Method trains you to be a MASTER-TECHNICIAN. Completely up to date, developed by experienced instructors and engineers, your Telerama Course will teach you all phases of the industry quickly, clearly and correctly. You can master the most modern projects, such as Color TV, printed circuits - even prepare for FCC License without taking a special

course. You can handle sales, servicing, manufacturing, or make good money in your own business. SEND FOR FACTS TODAY!

**EARN AS YOU LEARN.** Many of our students earn their entire tuition and more in Spare Time jobs we show them how to do while learning.

**YOU GET EVERYTHING YOU NEED** - Clear, profusely illustrated lessons, shop-tested manuals, modern circuit diagrams, practical job projects - all the valuable equipment shown above


- many other materials and services - consultation privilege with our qualified staff, and Graduate Employment Service. **EVERYTHING YOU NEED** for outstanding success in Electronics.

## RESIDENT TRAINING AT LOS ANGELES

If you wish to take your training in our Resident School at Los Angeles, the world's TV capital, start NOW in our big, modern Shops, Labs and Radio-TV Studios. Have you work with latest Electronic equipment - professionally installed - finest, most complete facilities offered by any school. Expert, friendly instructors. Personal attention. Graduate Employment Service. Help in finding home near school - and part time job while you learn. Check box on coupon for full information.



**FREE!** Fully illustrated "Career" Book in TV-Radio-Electronics. PLUS actual sample lesson - yours at no cost, no obligation. **CLIP COUPON NOW... MAIL IT TODAY!**



## APPROVED FOR G.I. TRAINING NATIONAL SCHOOLS

4000 S. FIGUEROA ST., LOS ANGELES 37, CALIF.  
187 N. LA SALLE ST., CHICAGO 1, ILL.  
IN CANADA: 811 W. HASTINGS ST., VANCOUVER, B. C.

## NATIONAL SCHOOLS

TECHNICAL TRADE TRAINING SINCE 1905  
LOS ANGELES 37, CALIFORNIA

**GET FAST SERVICE - MAIL NOW TO OFFICE NEAREST YOU!**

NATIONAL SCHOOLS, DEPT. R2G-47  
4000 S. FIGUEROA ST. LOS ANGELES 37, CALIF. OR 187 N. LA SALLE ST. CHICAGO 1, ILL.  
Rush free TV-Radio "Opportunity" Book and sample lesson. No salesman will call.

NAME \_\_\_\_\_ AGE \_\_\_\_\_  
ADDRESS \_\_\_\_\_  
CITY \_\_\_\_\_ ZONE \_\_\_\_\_ STATE \_\_\_\_\_

Check if interested ONLY in Resident School training at Los Angeles.  
VETERANS: Give date of Discharge



## TRANSISTOR MANUAL HAS THE FULL STORY

What they are—How they work—Where they are used

Every ham, hobbyist, technician, dealer needs it. You will find this new Transistor Manual is one of the most handy, easy-to-read, useful books on the subject. It tells you about all kinds of transistors—and how to use them. You are brought fully up to date by one of the world's most experienced manufacturers of transistors and other semiconductor products.

The 60 fact-packed pages, illustrated with diagrams, sketches, and circuits, contain these seven important sections—

- Basic Principles of Semiconductors
- How Transistors Are Constructed
- Transistor Applications
- Specifications on G-E Transistors
- Registered RETMA Transistor Types
- Transistor Circuit Diagrams
- Cross Reference Chart for Transistorized Radios

Rush your order for this invaluable transistor book now. Only 50¢. Send coupon, or obtain at your G-E Tube Distributor. Not available in bookstores. *General Electric Co., Semiconductor Products, Electronics Park, Syracuse, N. Y.*

General Electric Company  
Semiconductor Products Dept., Section S8147  
Electronics Park, Syracuse, New York  
Send me the new General Electric Transistor Manual—50¢ remittance is enclosed.

NAME .....  
ADDRESS .....  
CITY ..... STATE .....

*Progress Is Our Most Important Product*

**GENERAL ELECTRIC**

### Letters

(Continued from page 24)

of these points in your book, but of all the magazines that I have read POPULAR ELECTRONICS comes closer to it than any other. I hope you won't get tired of keeping it up.

EDWARD S. JANBAZIAN  
Philadelphia, Pa.

■ Just finished reading your article on "More Solar Battery Experiments" in the January issue. It is one of the best articles I have yet read on putting solar energy to practical use. Let's have some more!

DICK MEDVED  
Canton, Ohio

■ Just a line to let you know how much I appreciated Elbert Robberson's article on "Getting New Sound from Old Radios." My little Philco table model now has a new lease on life. Let's see more articles on this sort of thing.

ALAN TOMPKINS  
New Haven, Conn.

■ Hats off to you and Gene Coriell for your swell article entitled "How to Fix Up Old Radios." I am always interested in more of the same.

Can we see diagrams on connecting a phono or preamp to these sets? Most of them have a fairly excellent tone.

M. O. SNYDER  
Benton City, Wash.

■ On behalf of all the people who like to cut out and save specific articles, I want to thank you for completing many of the February, 1957, issue construction articles in the front of the magazine so that we did not need to cut up the back. I don't know if these articles were arranged this way on purpose, but I hope they were since I feel that an article should have page-to-page continuity if at all possible.

KEN GREENBERG  
Chicago, Ill.

*Thank you, gentlemen, for all of your kind remarks. We of the POP'tronics staff hope we will continue to merit such warm approval. Our long-range plans call for a bigger and better magazine which will be in a better position to serve more interests of the electronics experimenters, Novice hams, R/C fans, etc., among our audience.*

### The Rumble Is Coming!

■ As an avid reader of POP'tronics, I have found much reliable hi-fi information. I am now building the presence control detailed in your February, 1957 issue.

I am sure that many of your readers would like to add an efficient noise and rumble filter to their hi-fi systems.

ALAN F. STEIN  
Forest Hills, L. I., N. Y.

*Thanks, Alan, for the kind remarks. We put Len Feldman to work and he has designed a scratch and rumble filter which is scheduled to appear in our May issue.*

—30—



It's New! Send for this

# FREE


booklet today!

see what  
the rapidly  
expanding field of

## ELECTRONICS

offers you:

- BETTER JOB
- BETTER PAY
- PROMOTION
- GREATER SECURITY
- GREATER CONFIDENCE
- BETTER LIVING FOR YOU  
AND YOUR FAMILY



All these benefits can be yours if you act now! Take that first big step this minute—No obligation whatsoever!

### TAKE A MINUTE TO MAIL THIS COUPON FOR FREE BOOKLET!

#### CAPITOL RADIO ENGINEERING INSTITUTE

ECPD Accredited Technical Institute Curricula. Founded 1927

Dept. 124-D 3224 16th St., N.W., Washington 10, D. C.

Please send me your course outline and FREE Illustrated Booklet "Your Future in the New World of Electronics"... describing opportunities and CREI home study courses in Practical Electronics Engineering.

**H**

- CHECK FIELD OF GREATEST INTEREST
- Practical Radio Electronics Engineering
  - Broadcast Radio Engineering (AM, FM, TV)
  - Practical Television Engineering
  - Practical Aeronautical Electronics Engineering

Name.....Age.....

Street.....

City.....Zone.....State.....

Check:  Home Study  Residence School  Korean Veteran

To help us answer your request intelligently, please give the following information:

EMPLOYED BY.....

TYPE OF PRESENT WORK.....

SCHOOL BACKGROUND.....

ELECTRONICS EXPERIENCE.....

IN WHAT BRANCH OF ELECTRONICS ARE YOU MOST INTERESTED?

**avoid  
a costly  
mistake**

*in your high fidelity system*

turntable  
or  
record  
changer...  
which  
shall  
I buy?



send for this new **REK-O-KUT** booklet  
*colorfully illustrates...factually de-  
scribes...the important advantages of  
playing your records on a precision  
turntable!*

**FREE — SEND COUPON TODAY!**

NAME \_\_\_\_\_

ADDRESS \_\_\_\_\_

CITY \_\_\_\_\_ ZONE \_\_\_\_\_ STATE \_\_\_\_\_



**REK-O-KUT COMPANY, INC.**  
38-01 Queens Blvd., Long Island City 1, N. Y. PE

**CUT  
CHASSIS  
HOLES  
FAST!**



ROUND



SQUARE




KEY



"D"

Smooth, accurate openings made in 1½ minutes  
or less with Greenlee Radio Chassis Punch

Quickly make smooth, accu-  
rate holes in metal, bakelite, or  
hard rubber with a GREENLEE  
Chassis Punch. Easy to operate  
. . . simply turn with an ordi-  
nary wrench. Round, square,  
key, and "D" types . . . wide  
range of sizes to make openings  
for sockets, plugs, controls,  
meters, terminal strips, trans-  
formers, panel lights, etc. Assu-  
re perfect fit of parts and  
professional finish to every  
job. Write for descriptive litera-  
ture. Greenlee Tool Co., 2384  
Columbia Ave., Rockford, Ill.



*New*

**MORROW FALCON**  
AMATEUR RECEIVER  
MOBILE or FIXED STATION



**SELECTIVE BANDPASS:** Narrow 2.8 KC. Broad 9.2 KC at 6DB down.  
**SENSITIVITY:** 1 microvolt with 14DB signal to noise ratio on 10 meters.  
**DUAL CONVERSION** superhetrodyne receiver eliminates images.  
Tunes amateur bands 75, 40, 20, 15, 10 meters. Provision for Broadcast accessory tuner.  
**YOU CAN HEAR THEM ON A FALCON!**  
Amateur net \$169.00  
(Less power supply and speaker)



**MORROW**  
radio manufacturing co.  
2794 Market St. Salem, Ore.  
SEE YOUR JOBBER

Always say you saw it in—POPULAR ELECTRONICS





# panacea

for **ENGINEERS, INVENTORS,**  
**RADIO AMATEURS, MODEL BUILDERS**

for controlling toys, model boats, planes, cars,  
garage doors, electric fences,  
robot lawn mowers, iron-core politicians

In addition to a variety of rather specialized sensitive relays developed for particular applications, Sigma also makes several "basic" types, among them the five DC sensitive SPDT types shown here. The unenclosed styles (illustrated) allow contact observation, and readjustment or cleaning in case of accident. They are

also available in a variety of sensitivities, coil resistances, mounting styles and enclosures (open frame, dust cover or hermetically sealed; permanent or plug-in connections). One-at-a-time purchases can best be made from Sigma jobbers.


\* \* \*

Complete catalog is available on request.



**4F-8,000 S**

8,000 ohms, wt. — 2¼ oz. Price for one \$6.00. Operates on 1.6 ma., releases on 0.75 ma., withstands 11 ma. continuously without overheating. Silver contacts rated at 2.0 amp. Withstands 10 g vibration while operating. Radio Control Modelers' long-time choice because it is fairly sensitive, highly reliable, easy to mount and adjust. Lately overshadowed by the "26".



**5F-8,000 SS**

8,000 ohms, wt. — 4¼ oz. Price for one \$9.75. Operates on 0.35 ma., releases on 0.15 ma., withstands 15 ma. continuously without overheating. Palladium contacts rated at 0.25 amp. Too sensitive for applications where vibration will be encountered while operating. Other adjustments give secure contacts under 5, 10 or 15 g vibration. Good for condenser time delay circuits and for holding during pulse trains.



**41F-2,000 SK**

2,000 ohms, wt. — 2½ oz. Price for one \$4.50. Operates on 4.0 ma., no specified release, withstands 22 ma. continuously without overheating. Tungsten contacts rated at 1.0 amp. Keying relay giving clean, bounce-free pulses on normally open contact circuit at speeds up to 100 pulses per second. Coil should get at least 6 ma. signals from at least 150 volt supply. (Plate circuit, not cathode follower.)



**11F-6,000 G**

6,000 ohms, wt. — 1 oz. Price for one \$1.70. Operates on 2.9 ma., no specified release, withstands 13 ma. continuously without overheating. Silver contacts rated at 1.0 amp. Withstands 10 g vibration while operating.

Within its ratings, a good combination of high quality and low cost.



**26F-8,000 CDS**

8,000 ohms, wt. — 2 oz. Price for one \$8.50. Operates on 0.7 ma., releases on 0.4 ma., withstands 11 ma. continuously without overheating. Drop-out is held within 0.1 to 0.2 ma. of pull-on and within above limits. Palladium contacts rated at 0.5 amp. Withstands 5 g vibration while operating.


Designed especially for use in low power radio control circuits.

# SIGMA

SIGMA INSTRUMENTS, INC.

44 Pearl St., So. Braintree, Boston 85, Mass.

# POP'ronics



## BOOKSHELF

"ELECTRONIC METAL LOCATORS" by Harold S. Renne. Published by Howard W. Sams & Co., Inc., 2201 E. 46 St., Indianapolis 5, Ind. Soft cover. 117 pages. \$2.50.

You may not "strike it rich" but you can have a lot of fun prospecting with a metal locator. Beyond this use, such a device has many important industrial and commercial applications which are explained in the book along with the theory and construction of basic locator types, including details on units that can be built at home.

A chapter on mine detectors deals with locators used by the military. Other units treated include underwater metal locators, and a very unusual device that serves as either Geiger counter or metal locator. The highly informative text is rounded out with an abundance of photos and drawings, an extensive bibliography, and a list of locator

manufacturers for quick, easy reference.

*Recommended:* as an excellent introduction to the field as well as an up-to-date summary.

### Free Literature Roundup

Long-play records made by the microfusion process developed by Emory Cook include special sound, test, jazz, symphonic, binaural, and Calypso material. Write to Cook Laboratories, Inc., 101 Second St., Stamford, Conn., for a catalog.

A six-page bulletin (No. 2057) on panel meters is available from Simpson Electric Co., 5200 West Kinzie St., Chicago 44, Ill.

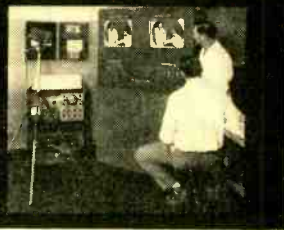
A specially prepared "Test Card" is being offered by the Duotone Corp., Keyport, N. J. You make impressions on it with your phono stylus, return the card to the company, and receive an analysis of the condition of the stylus. Cards are available at dealers or by writing to Duotone.

In a catalog listing Scott components, there is a non-technical explanation of hi-fi. For your copy, write to H. H. Scott, Inc., Dept. NR 12, 385 Putnam Ave., Cambridge, Mass.

**And don't forget our own "Hi-Fi Guide and Yearbook"**—see page 34 for details.

—30—

## INDUSTRIAL ELECTRONIC— AUTOMATION TECHNICIANS Desperately Needed!



Never in history has there been such a tremendous demand for Electronic technicians at the servicing, maintenance and assistant Engineering level, in *all* fields of electronics. Industries, Businesses, large and small are turning to Electronically controlled machinery . . . **AUTOMATION!**

Whether it's a Robot airplane, an automobile plant with an integrated line of machines, a Sensing Device, Computing System or Communications—each re-

quire electric power applied through automatically controlled processes. This means **there are positions open at all levels and phases for Electronic Technicians.**

Bailey electronic students learn Industrial Television on specially designed equipment such as this panelboard, which is a multiple camera and screen control. The Bailey Electronic course includes an outstanding comprehensive program in radio and TV receiver servicing.

- **TOP PAY**
- **UNLIMITED OPPORTUNITY**
- **SECURE FUTURE**

Let us send you **FREE**, without obligation, complete details of our Resident Electronic Training Program—originated by Bailey Schools—acclaimed by Electronic Engineers. See how you save time as you learn-by-doing with intensive laboratory work on the most recently developed Electronic equipment, plus classroom required physics, mathematics, etc.

We help you find part time work while in our school—help place you with America's leading companies after graduation. Act now—mail coupon today!

VETERAN APPROVED

**Bailey Technical Schools**  
1626 S. Grand • St. Louis 4, Mo.

### MAIL TODAY

Please mail immediately this free booklet without obligation.

**FREE BOOKLET** →

Name \_\_\_\_\_


Address \_\_\_\_\_

City \_\_\_\_\_ State \_\_\_\_\_





JUST  
 BEGINNING  
 or  
 an old hand  
 It's  
 ESSENTIAL  
 for everyone who  
 builds or repairs  
 radios, hi-fi,  
 television,  
 inter-com,  
 house-wiring  
 systems,  
 appliances, etc.



ACTUAL SIZE  
 MIGHTY MITE

Model 310  
 MIGHTY MITE  
 the only complete miniature  
 V-O-M (AC-DC)  
 only \$34.50 net


The same valuable tool professionals use for:

- current measurements . . . voltage measurements . . . resistance measurements
- checking circuit continuity
- checking for defective components (shorted condensers, open resistors, etc.) both before and after installation
- checking for shorts or opens in wiring

Tells all about everything electrical and electronic—all essential ranges.

- 20,000 ohms per volt. D.C.
- 5,000 ohms per volt. A.C.

A complete professional tester you won't be afraid to use. This book shows every simple easy step you need to use



**TRIPLETT**

**TRIPLETT ELECTRICAL INSTRUMENT CO.**

**Bluffton, Ohio**

Burton Brumme advertising


# BUY THE WORLD'S MOST COMPLETE HI-FI GUIDE

*Compiled by the Editors  
of Popular Electronics*

## 164 PAGES!

Nine Big Chapters on:

- WHY AND HOW HI-FI
- TUNERS
- TAPE AND TAPE RECORDERS
- RECORD PLAYERS AND CHANGERS
- TONE ARMS, CARTRIDGES AND NEEDLES
- PREAMPLIFIERS AND AMPLIFIERS
- LOUDSPEAKERS
- SPEAKER ENCLOSURES
- SAVING MONEY IN HI-FI



Price: 75c




Also included in this new Hi-Fi Guide is a helpful YEARBOOK SECTION covering all the latest trends in high fidelity. This "book within a book" lists the nation's outstanding Hi-Fi records and artists, all FM stations, and contains a complete calendar of 1957 Hi-Fi Shows, plus a directory of Hi-Fi literature available free!

## BE SURE TO BUY YOUR COPY!

NOW ON SALE AT ALL NEWSSTANDS AND RADIO PARTS DEALERS!





# TRAINING IN THE U.S. AIR FORCE CAN PAY YOU BIG DIVIDENDS

As a man with mechanical ability, you have the opportunity to advance your skill in the U.S. Air Force. As an Airman you will train in the latest techniques of electronics, rocket propulsion, photography, or any one of over 40 career fields—and you earn while you learn! You'll see new places, too, make new friends, and work with men who share your interests. For now and for your future, find out about the dividends the U.S. Air Force can offer you. Mail the coupon now, or see your local Air Force Recruiter.

M-57-PE2

Go places  
faster on the  
All-Volunteer Team  
—the **U. S.**  
**AIR FORCE**

PASTE COUPON ON POSTCARD and mail to  
Airman Recruiting Information Branch  
Box 2202, Wright-Patterson AFB, Ohio

Please send more information on my opportunities  
for enlisting in the U.S. Air Force. I am between  
the ages of 17-34 and reside in U.S.A. or possessions.

Name \_\_\_\_\_

Address \_\_\_\_\_ Age \_\_\_\_\_

City \_\_\_\_\_ Zone \_\_\_\_\_ State \_\_\_\_\_

Your choice of school is highly important to your career in



**INDUSTRIAL  
ELECTRONICS**



**RADIO-  
TELEVISION**



**ELECTRONICS  
COMMUNICATIONS**

Become an  
**ELECTRICAL ENGINEER**  
or an  
**ENGINEERING TECHNICIAN**  
at

**MSOE in Milwaukee**

Choose from courses in:

**ELECTRICAL ENGINEERING**

Bachelor of Science degree in 36 months.  
Communications or Electrical  
Power option.

**ENGINEERING TECHNICIAN**

Assoc. in Applied Science degree in 18  
months.  
Electronics Communications (radio-tv)  
Electrical Power.

MSOE—located in Milwaukee, one of  
America's largest industrial centers—is  
a national leader in electronics instruction  
—with complete facilities, including  
the latest laboratory equipment, visual  
aid theater, amateur radio transmitter—  
offers 93 subjects in electrical engineering,  
electronics, radio, television, electrical  
power, and electricity.

Advisory committee of leading  
industrialists. Courses approved for  
veterans. Over 50,000 former students.  
Excellent placement record.

Previous educational, practical, or military training evaluated  
for advance credit. MS-57A



QUARTERS BEGIN OCTOBER, JANUARY,  
APRIL, JULY

Choose wisely — your future  
depends on it. Write today!

**MILWAUKEE**  
**SCHOOL OF ENGINEERING**

Dept. PE-457 1025 N. Milwaukee St.  
Milwaukee 1, Wisconsin

Send FREE career booklets. (Please print)

I am interested in \_\_\_\_\_  
(Name of course)

Name \_\_\_\_\_ Age \_\_\_\_\_

Address \_\_\_\_\_

City \_\_\_\_\_ Zone \_\_\_\_\_ State \_\_\_\_\_

Eligible for vets educational benefits? Yes..... No.....

**NOW...**

a 60 Watt high fidelity  
**Amplifier-Preamplifier Kit**  
complete — on one chassis



model 19K...for only **\$79.95**

NOW, for the first time, an integrated high-power ampli-  
fier package in kit form for the audio perfectionist—  
complete with versatile preamplifier in one compact,  
high-styled unit—at a budget price! Only the most  
advanced high-fidelity circuitry and the finest available  
components are used in this superb new Tech-Master  
Kit, which is unexcelled in performance by any available  
amplifier system, regardless of price. Undistorted power  
output is guaranteed to be 60 watts at any frequency  
from 20 to 20,000 cps. Intermodulation distortion is below  
1% at 60 watts and below 0.25% at all ordinary listening  
levels. Reserve power is great enough to drive without  
distortion the new wide-range electrostatic loudspeakers.  
The preamplifier provides compensation for all recording  
characteristics. Assembly is simple and foolproof—with  
easy-to-follow written instructions and picture diagrams  
to guide every step. No flimsy, hard-to-solder printed  
wiring boards!

- Frequency response flat from 10 to 50,000 cps.
- Direct interstage coupling
- Special 10 lb. output transformer with tapped primary  
for 'Ultra Linear' connection
- Output matching for 4, 8 or 16-ohm speakers
- Hum level 65 db below rated output through magnetic  
cartridge input; 72 db below rated output through  
other inputs
- Variable calibrated pickup load control
- Equalizer positions for RIAA, AES, NAB, Orig. LP,  
and 78's
- Input Selector switch for Piezo cartridge, Tuner, TV  
Sound, and Tape
- Cathode-follower tape recording take off
- Low-distortion feedback type tone controls with con-  
centric control knobs
- Low silhouette cabinet combined with upright tube  
and transformer positions for optimum ventilation
- Elegantly styled black and gold panel
- Tube Complement: 12AX7 preamp. 12AU7 tone, 6AN8  
driver and phase splitter, 2-6550 output, 5U4GB recti-  
fier. Separate selenium rectifier for fixed bias.

Dimensions: 14 1/4" wide x 10 3/4" deep x 5 1/4" high  
Model 19K Kit .....Net Price **\$79.95**  
Cabinet ..... 7.50

At your local hi-fi dealer, or write:



A PRODUCT OF  
**TECH-MASTER CORPORATION**  
75 Front Street, Brooklyn 1, N. Y.



**why the**  
**Collaro**  
**RECORD CHANGER**  
**belongs in your**  
**High Fidelity System**



**Minimum  
Noise and  
Distortion**

Balanced, heavy 4-pole motor . . . balanced pulley and coupler reduce rumble to an inaudible minimum. Automatic muting switch and R/C network eliminate 'clicks.'

**Accurate  
Speed & Pitch**

Collaro quality control limits for the RC-456 are less than 0.25% rms wow and 0.1% rms flutter measured at 33 $\frac{1}{3}$  rpm . . . unmatched by any other record changer.

**Jam-Proof**

Collaro safety-clutch prevents damage even if tone-arm is held or moved during change cycle.

**Four Speeds**

Plays all 78, 45 and 33 $\frac{1}{3}$  rpm records . . . plus new types designed for 16 $\frac{2}{3}$  rpm speed.

**Automatic  
Intermix**

Plays 7, 10 and 12-inch records stacked in any order—automatically.

**Manual  
Operation**

For playing records individually or for selecting and playing specific bands and parts of a record.

**Simple  
Installation**

Prewired power and audio connections eliminate soldering. Pre-cut mounting board available.

**...Plus**

- ★ Rapid change cycle independent of record speed.
- ★ Automatic 'shut-off' after last record.
- ★ Simple, one-knob speed selection.
- ★ Gentle, straight-spindle record handling.
- ★ Interchangeable, plug-in cartridge shells.
- ★ Heavy, rim-weighted turntable for flywheel action.
- ★ Automatic idler-disengage prevents idler flats.



At leading sound dealers, or write dept. XD-18

**ROCKBAR CORPORATION • 650 Halsted Avenue, Mamaroneck, N. Y.**

# FREE

## 1957 **EICO** CATALOG

### SAVES YOU 50% on your TEST INSTRUMENT & HI-FI COSTS 50 KITS & WIRED MODELS to choose from!

## **EICO**® 84 Withers St., Bklyn. 11, N. Y.

Show me **HOW TO SAVE 50%** on Laboratory Precision test instruments & Hi-Fi. Send **FREE** catalog & name of neighborhood EICO Distributor. P-4

Name .....

Address .....

City ..... Zone ..... State .....

Occupation .....  
Prices 5% higher on West Coast



Home, car, TV,  
appliance repairs:  
#540 NEW!  
REDI-TESTER  
KIT \$12.95  
WIRED \$15.95



VACUUM TUBE  
VOLTMETER  
#221  
KIT \$25.95  
WIRED \$39.95



NEW! PEAK-to-PEAK  
VTVM  
#232 & UNI-PROBE  
(pat. pend.)  
KIT \$29.95  
WIRED \$49.95



1000 Ohms/Volt  
MULTIMETER  
#536  
KIT \$12.90  
WIRED \$14.90

### PERFORMANCE-PROVED by TV manufacturers, electronic schools and over 100,000 Servicemen. OVER 1 MILLION in use today!




5" PUSH-PULL  
SCOPE #425  
KIT \$44.95  
WIRED \$79.95  
  
Lowest-priced  
Professional Scope



NEW! COLOR &  
BLACK-&WHITE  
S-MC TV  
SCOPE #460  
KIT \$79.95  
WIRED \$129.50



TUBE TESTER #625  
KIT \$34.95 WIRED \$49.95




#666  
NEW! DYNAMIC  
CONDUCTANCE  
TUBE &  
TRANSISTOR TESTER  
KIT \$69.95 WIRED \$109.95

### YOU BUILD EICO KITS in ONE evening, but — they LAST a LIFETIME!



NEW! 20-WATT  
Ultra-Linear  
HIGH  
FIDELITY  
AMPLIFIER  
#HF20  
KIT \$49.95 WIRED \$79.95



NEW! HIGH  
FIDELITY  
PREAMPLIFIER #HF61  
KIT \$24.95 WIRED \$37.95  
with Power Supply:  
KIT \$29.95 WIRED \$44.95



NEW!  
60-WATT  
Ultra Linear  
HIGH  
FIDELITY  
POWER AMPLIFIER  
#HF60 with ACRO TO-330 OUTPUT XFMR  
KIT \$72.95 WIRED \$99.95



NEW!  
COMPLETE with  
FACTORY-BUILT  
CABINET-2-WAY  
HI-FI SPEAKER  
SYSTEM #HF51  
\$39.95


### LATEST engineering • FINEST components • EASY instructions



NEW!  
RF-AF SIGNAL  
GENERATOR #324  
(150 kc to 435 mc)  
KIT \$26.95 WIRED \$39.95



TV-FM SWEEP  
GENERATOR  
#360  
KIT \$34.95 WIRED \$49.95




MULTI-SIGNAL TRACER #145  
KIT \$19.95 WIRED \$28.95



1000 Ohms/Volt  
MULTIMETER  
#556  
(4 1/2" METER)  
KIT \$16.90  
WIRED \$23.50

### EXCLUSIVE 5-WAY GUARANTEE on components, instructions, performance — and LIFETIME service and calibration!



6V & 12V  
BATTERY  
ELIMINATOR &  
CHARGER  
KIT \$29.95 WIRED \$38.95



R-C BRIDGE & R-C-L  
COMPARATOR #95DB  
KIT \$19.95 WIRED \$29.95



Test radio, hearing aid,  
flashlight, photo-flash,  
electronic equipment  
batteries:  
BATTERY TESTER  
#584  
KIT \$9.95 WIRED \$12.95




RETMA Res. Sub.  
Box #1100  
KIT \$5.95 WIRED \$9.95



RETMA Cap. Sub.  
Box #1120  
KIT \$5.95 WIRED \$9.95



By H. H. FANTEL  
Associate Editor



# ELECTRONIC HYPNOSIS

## Weapon of Tomorrow's Tyrant

**"DO AS I SAY—or else!"** That's the message of every aggressive weapon. A gun aimed at a man says: "Change your mind, or I'll change it for you."

Yet armed force may soon be obsolete as a method of "persuasion." Electronics now forecasts new ways for literally "changing minds"—getting "cooperation" from people who don't agree.

Electronic pulses beamed into the brain may render human beings completely submissive. Commands for everything you do, for every thought, and even your feelings (if you are allowed to have any) would be piped into you through a small radio receiver fitted to your skull. A new science, called *biocontrol*, combining recent advances in medicine and electronics, now holds the prospect of turning men into radio-controlled zombies.

POPULAR ELECTRONICS is among the first to follow this development to its likely conclusion: the mass enslavement of entire nations.


### Past Tyranny.

From the sharpened stone to the hydrogen bomb, the means of ruling men against their will have been messy and inefficient.

Unwilling slaves, bitter and sullen, always waste too much energy resenting their masters. Occasionally, this energy boils up into rebellion. Such high friction in the gears of a social system wears down the mechanism of the state. Besides, the people most likely to rebel are those with spunk and imagination. Consequently, they are the ones who are killed or locked up. Government ruling without consent of the governed must therefore always murder its best human assets.

All this was recently demonstrated in Hungary. The history of despotism, from ancient Egypt to modern Russia, endlessly repeats this pattern. Death and hunger are the strong allies of dictators—often strong enough to squelch freedom. But for ruler and nation alike, the end result is always ruin.

**Future Tyranny.** In electronic biocontrol, future tyrants may find a tool more efficient than brute force. The electronic skull device could simply cancel the wish for freedom. Bereft of the will to protest what is hap-



pening to him, a man turns into a robot. This makes him matchlessly efficient for routine work. Moreover, it simplifies all those problems of human organization involving persuasion and politics. Whole nations could become obedient herds. They could even be made to think they were happy.

Of course, individual thinking, imagination, knowledge, and love—in other words, “being human” in the usual sense—would then be restricted to a select minority. Perhaps the state would grant special permission to a favored few to have ideas and feelings of their own. This privileged group would probably act as “executives” and operate the transmitters controlling other people’s brains. Unless these “executives” fight among themselves, a despotism based on such electronic thought control might work smoothly, efficiently, and without the danger of rebellion that troubles our present-day tyrants.

**Brain Electronics.** The roots of biocontrol reach back to the 18th century when the Italian experimenters Galvani and Volta first found that electricity could make a muscle twitch. About 100 years later, in 1871, a pair of German army doctors walked around the battlefield looking for “open-minded” fresh corpses whose skulls had been shot off. Applying electric currents to the exposed brains, they discovered that the dead men moved. They also found that a slight electric shock to certain brain areas produced corresponding predictable movements of the dead body. From this they concluded that the nervous system worked essentially through electric currents. Lacking ways to amplify weak currents, research was first confined to the stronger nerve impulses occurring in the muscles.

After the invention of the electronic am-

plifier and the oscilloscope, Hans Berger, a German psychiatrist, inserted silver wires under the scalps of his patients to tap the electric signals given off by their brains. Watching the amplified currents on the oscilloscope, he was the first to analyze the so-called brain waves of living persons.

Others soon joined Berger in this new field of research. Pooling their results, they pieced together a kind of electrical map of the human brain, which told roughly what kind of brain wave signified what kind of brain action. The wave patterns obtained were called “electroencephalograms” or just “EEG” for short. Such measurements are now a standard hospital routine in diagnosing brain tumors, epilepsy, or other nervous ailments.

**The EEG and Us.** Brain wave research took a sudden and ominous turn last year when Curtiss R. Shafer, an electronic engineer, made a simple suggestion: instead of analyzing the currents coming out of the brain, EEG specialists might feed certain wave patterns into the brain. Instead of observing human behavior, they might then be able to induce and control it. People presumably would think, feel and act as if in a kind of radio-controlled hypnosis.

“Elementary forms of biocontrol have already been demonstrated,” reports Mr. Shafer. “Fluctuating direct current of the required waveform and intensity passed through a man’s head . . . changes his sense of balance and he leans to one side because, like an unbalanced electronic autopilot, he feels that his vertical reference has shifted, and he is trying to compensate for his imaginary error. . . . Other experimenters have shown that rats and dogs may be made to feel hungry just after eating, or afraid when they have nothing to fear, simply by applying the corresponding neural currents into the central nervous system of the animal.” The same principle holds true when an eyeless man is made to “see” light as an electric current is hooked up to his optic nerve.

The basic surgical technique that would be required for complete biocontrol has already been developed at Tulane University for the treatment of mental patients. In this operation, small holes are drilled through the skull, and silver electrodes are inserted into various sections of the skull. The electrodes cause no discomfort to the subject, no noticeable damage to brain tissue, and no interference with the functioning of the brain except when they are energized. They are normally left in place for several months, and presumably may be left there permanently.

“All of these techniques are crude,” ad-



INS Photo



mits Mr. Shafer, "but so were the techniques of television only fifteen years ago," he adds confidently.

**Tomorrow?** Biocontrol may shape the future after World War III. Since bombs have become atomic, nobody can win a war outright. Whoever is left to pick up the pieces will probably grovel miserably amidst over-all devastation. Under such conditions, dictators are bound to rise, and biocontrol may be their method for enslaving the leftovers of nations. Unlike mere military conquest, which ultimately conquers nothing but the dead in battle, biocontrol would also make the conquest of the living complete and final, "for the controlled subjects would never be permitted to think as individuals."

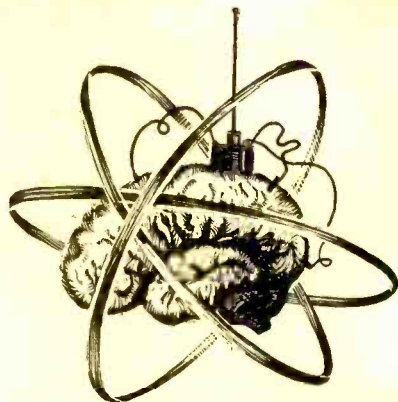
Before the National Electronics Conference at Chicago, Shafer outlined life in a biocontrolled future: "A few months after birth, a surgeon would equip each child with a socket mounted under the scalp and electrodes reaching selected areas of brain tissue. A year or so later, a miniature radio receiver and antenna would be plugged into the socket. From that time on, the child's sensory perceptions and muscular activity could be either modified or completely controlled by bioelectric signals radiated from state-controlled transmitters."

Even without war, from a purely economic angle, biocontrol has its points: "The once-human being, thus controlled, would be the cheapest of machines to create and operate. The cost of building even a simple robot, like the Westinghouse mechanical man, is probably ten times that of bearing and raising a child to the age of sixteen."

**Patterns of Power.** Who will be the dictators of a biocontrolled future? Who will pick the "program" to be sluiced into people's heads?

Most likely, he will be a criminal madman of the Hitler type. Harvard's eminent Professor P. Sorokin noted that it is usually a weak person with criminal traits who feels the need to bully and dominate. Without a normal conscience to check him, such a man winds up either as an outlaw or a chief of

**Murderer's mind** is probed. The killer of Ruby Ann Payne of Santa Ana, Calif., is shown on facing page as he submits in prison to brain wave recording on electroencephalograph (right) as part of sanity test. Signals are picked up by skull electrodes and then amplified.




**Biocontrol** poses Frankenstein's old question in new and terrible form: will man be destroyed by the machines he himself invented? To rule his machines rather than be ruled by them, man must first know his own mind and form a clear idea of his purpose as a person.

state. Only in relatively few countries where the government is defined and limited by democratic law, and where people stand up for their rights, can ruthless men be kept out of power. Elsewhere they tend to run the show. Armed with biocontrol, such future authoritarians may try to wipe the very memory of freedom from men's minds.

Depending on your personal beliefs, dictatorship by biocontrol may seem attractive or repugnant to you. It certainly clashes against any democratic notions about freedom of conscience and responsible, voting citizenship. Whatever your attitude, it should be clear in your own mind because, as Norman Corwin put it: "People who don't know what they want get what they don't want."

-30-



## Navy's New Radar Doubles In Brass

War-born radar has in many applications become a peacetime boon. But as long as the rattling of national sabers echoes through the world, radar must remember and develop the military strain in its ancestry.


The latest seagoing radar, designed by Reeves Instrument Corp. for the U.S.S. Gyatt, the Navy's first guided missile destroyer, does double duty to hurl two-fold terror at the enemy. Within a single system, it combines both gun fire control and missile guidance.

When the approach of an unidentified plane is indicated on the radarscope, certain signals are generated which identify the plane as friend or foe. If the approaching aircraft is identified as an enemy plane, the radar continues tracking the target, and relays necessary information to the missile launching computer for the firing

of the missile being used to shoot down enemy planes. A closely interrelated data system between the radar, the launcher and the missile itself then shoots the missile into the radar beam and the missile is guided by the radar to intercept and destroy its target.

The official Navy photograph below shows the U.S.S. Gyatt with the missile launcher on the rear deck clearly visible.

The radar mast in front mounts antennas for scanning and navigational radar in addition to the guidance radar. Such radar-guided missiles give even small "sea dogs" a hefty bite.



## Army Radar Spots Mortal Mortars


While new shipboard radars sweep the sea, the infantry has also enlisted this versatile electronic fighter. The U.S. Army now has a special-purpose radar to spot the location of enemy mortars, which fire at a high angle to drop sudden death from an apparently empty sky. The upward-

shooting mortars can aim over obstacles to reach positions protected from direct fire.

Counteracting this weapon, the Army's new compact, trailer-mounted radar (below, left) computes the location of the threatening mortar from the trajectory of its shells. The soldier shown at the instrument panel simply reads off range and azimuth of the enemy emplacement so that defense artillery can destroy it.







## From Stem to Steam

## ... It's Electronic

By HERBERT REID

***It takes "brains" to coax top performance from power systems***

**C**OMPUTERS, the hottest items in electronics, are literally getting up steam these days. To analyze the operation of giant steam generating plants, an electronic system has been designed that will do the job in a few hours. Before, it took several weeks and a team of specialists snooping into every nook and cranny of an interlaced system of boilers and pipes.

Now control engineers no longer need to crawl along steam pipes in dark catwalks, fitting their gages onto the hot and hissing valves. They just press a button in a cool, comfortable office and a new type of electronic "scanner" brings in reports on temperature, pressure, and gas composition from all the critical check points. Up to 500 measurements are picked off different locations and fed into electronic processing channels. The data are automatically punched out on tape and the tape readings are then transmitted by teletype to New York City, where the Babcock & Wilcox steam company maintains a large electronic computer. This computer puts the information through an intricate mathematical "mill" which extracts the real meaning of the data. This is flashed back by teletype to the boiler plant for application by engineers and technicians. Steam plants as far flung as Ohio and Pennsylvania latch on to the New York computer for long-distance brainwork.

Encouraged by these results, power




**Officials of Goodyear Aircraft Corp.** (directly above) are proudly watching their "brain child," a new Power Dispatch Computer, as it goes to work at a generator plant, sluicing thousands of kilowatts to various parts of Ohio according to shifting power demands. At top left, three "hot" engineers are checking combustion in a steam boiler the old-fashioned way by poking at the flames. The new system (at top right) permits instant remote reading of automatically computed results in cool comfort.

plants are going "full steam ahead" with their computer programs, not only for boiler operation, but also for distributing their final product: electric power. The Goodyear Aircraft Corp. has just designed an "Economic Power Dispatch Computer" which instantly figures out the most economical way to feed a network of power

*(Continued on page 106)*

# Hi-Fi AMPLIFIER KITS



Photo, Courtesy Eico

**Wire your own and save money without sacrificing performance—a rundown of 35 kits now available**


**I**F SOMEONE SUGGESTED that you could cruise in a late model Cadillac at about half the cost of a factory-assembled vehicle, you'd think he'd been hitting the bottle. When he further insisted that you could build your deluxe auto with minimum skill and common hand tools, you'd probably reach for the phone to call the men in white suits.

Yet, in hi-fi, an analogous situation ex-

**By NORMAN EISENBERG**  
Feature Editor

ists: you *can* construct equipment in the "Cadillac" class by building it from a kit that contains all parts, and whose instructions are so clear that you would have to try hard to go wrong. And building from a kit results in a unit that may cost anywhere from 25 to 100% more in factory-built form.


As things stand now, amplifier kits are the most numerous and varied. There are kits for preamplifiers, basic amplifiers, and complete amplifiers. The term "preamplifier" implies, of course, "preamplifier-equalizer-audio control unit," sometimes called the "front end." A "basic amplifier" or "power amplifier" accepts low voltage sig-




Heathkit A7-E,  
7 watts




Arkay A-12, 10 watts



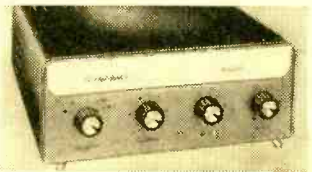
Grommes LJK, 10 watts




Knight S-753, 10 watts



Eico HF-12, 12 watts



Qual-Kit 2000, 12 watts



Arkay FL-10, 12 watts



## KITS FOR COMPLETE AMPLIFIERS

Rated Power (watts)	Model	Manufacturer and Address	Net Price	Est. Constr. Time (hours)	Size (inches)	Weight (lbs.)	Record Eq'n. Settings	Loudness Compensation	Inputs		Tape Feed Jack	Aux. A.C. Outlets	Remarks
									Low	High			
7	Heathkit A7-E	Heath Co. Benton Harbor, Mich.	\$19.95	6-8	11x6 $\frac{5}{8}$ x5 $\frac{3}{4}$	8 $\frac{1}{2}$	RIAA curve built into preamp	No	1	1	No	0	Available also without built-in preamp as Model A-7D (\$17.95)
10	Arkay A-12	Radio Kits, Inc. 120 Cedar St. New York 6, N. Y.	\$22.95	7-8	11 $\frac{1}{4}$ x6 $\frac{1}{4}$ x5 $\frac{5}{8}$	15	Built in	No	1	2	No	1	
	Grommes LJK	Precision Electronics, Inc. 9101 King Ave. Franklin Park, Ill.	\$24.95	7-8	10x6x6	11	3	No	2	2	No	1	
	Knight S-753	Allied Radio Corp. 100 N. Western Ave. Chicago 80, Ill.	\$23.50	7-8	13x7x6	14	See remarks	No	See re- marks	1	No	0	Equalized preamp; separate kit for \$3.10
12	Arkay FL-10	See above	\$28.95	7-9	12 $\frac{1}{2}$ x8 $\frac{1}{2}$ x4	14	3	No	1	3	Yes	2	
	Eico HF-12	Electronic Instr. Co., Inc. 84 Withers St. Brooklyn 11, N. Y.	\$34.95	7-9	12x8 $\frac{1}{4}$ x3 $\frac{5}{8}$	13	RIAA curve built in	No	2	2	Yes	1	Has direct tape head input, NARTB equalized
	Qual-Kit 2000	Quality Electronics, Inc., 319 Church St. New York 13, N. Y.	\$28.50	7-9	12 $\frac{1}{2}$ x3 $\frac{1}{2}$ x7 $\frac{3}{8}$	13	3	No	1	2	Yes	1	
18	Lafayette KT-114	Lafayette Radio 165-08 Liberty Ave. Jamaica 33, N. Y.	\$49.50	8-10	12 $\frac{1}{8}$ x9 $\frac{3}{4}$ x4 $\frac{1}{8}$	23	24 (4 turnover; 6 roll-off)	Yes	1	4	Yes	2	Includes rumble filter and output meter
20	Bogen KDB-20DF	David Bogen Co., Inc. P.O. Box 500 Paramus, N. J.	\$69.50	9-11	15x9 $\frac{1}{4}$ x8	28	7	Yes	2	3	Yes	2	Variable damping from plus 2X to minus 1 $\frac{1}{2}$ X speaker impedance
	Eico HF-20	See above	\$49.95	9-11	15x10x8 $\frac{1}{2}$	24	5	Yes	2	4	Yes	2	
	Elmat WAK	Electromatic Mfg. Corp. 88 University Place New York 3, N. Y.	\$53.50	10-12	15x10x8 $\frac{1}{2}$	25	5	Yes	2	4	Yes	2	
	Grommes 61 PGK	See above	\$59.50	9-11	12x10x4 $\frac{3}{4}$	20	24 (4 turnover; 6 roll-off)	Yes	3	2	Yes	2	
	Heath A-9B	See above	\$35.50	10-12	14x8 $\frac{7}{8}$ x7 $\frac{3}{8}$	23	2	No	1	3	No	0	Includes 500-ohm sprk. terminal for p.a. applications
30	Knight S-750	See above	\$35.75	9-11	13x8 $\frac{3}{4}$ x7	23	2	No	1	3	No	0	
	Arkay FL-30	See above	\$49.95	8-10	16x9x5	26	3	Yes	1	3	Yes	2	Transistorized phono preamp
35	Lafayette KT-115	See above	\$59.50	8-10	12 $\frac{1}{8}$ x9 $\frac{3}{4}$ x4 $\frac{1}{8}$	25	24 (4 turnover; 6 roll-off)	Yes	1	4	Yes	2	Includes rumble filter and output meter
50	Eico HF 52	See above	\$69.95	10-12	15x10x8 $\frac{1}{2}$	30	5	Yes	2	4	Yes	2	Special in and out jacks between preamp and power amp to accommodate electronic crossover
60	Techmaster 19K	Techmaster Corp. 75 Front Street Brooklyn, N. Y.	\$79.95	9-10	14 $\frac{1}{4}$ x10 $\frac{3}{4}$ x5 $\frac{1}{4}$	28	5	No (See re- marks)	1	4	Yes	2	Mfr. believes not necessary in this amp; tone controls may be used for aural compensation


## BASIC OR POWER AMPLIFIERS

Rated Power (watts)	Model	Manufacturer and Address	Net Price	Est. Constr. Time (hours)	Size (inches)	Weight (lbs.)	Damp- ing Factor	Input Signal for Rated Output	Output Tubes	Speaker Terminals	Remarks
20	Approved A-800	Approved Electronic Instr. Corp. 51 Vesey St. New York 7, N.Y.	\$47.50	8-10	15x9x7	28	25	0.5 v. for 5 watts	5881's	4, 8, 16	Has gain control; 1 aux. a.c. outlet
	Heathkit W-3M	Heath Co. Benton Harbor, Mich.	49.75	8-10	11x5½x7 (two units)	29	28.5	0.75 v. for 5 watts	5881's	4, 8, 16	Built on two chassis; one for power supply
	Heathkit W4-AM	(See above)	39.75	8-10	15¼x8¾x7	28	28.5	2 v.	5881's	4, 8, 16	1 aux. a.c. outlet
	Techmaster TM-15A	Techmaster Corp. 75 Front St., Brooklyn 1, N.Y.	49.95	8-10	12x9x6½	27	10	1.1 v.	5881's	4, 8, 16	
25	Heathkit W-5M	(See above)	59.75	8-10	13½x8½x8½	31	40	2.2 v.	KT-66's	4, 8, 16	2 aux. a.c. outlets
	Knight S-755	Allied Radio 100 N. Western Ave. Chicago 80, Ill.	44.50	8-10	14x9x6¾	27	variable; -4 to +35		5881's	4, 8, 16	Printed-circuit board for input stages to be assembled
50	Dynakit Mark II	Dyna Co. 5142 Master St., Phila. 31, Pa.	69.75	4-5	9x9x6¾	27	15	1.5 v.	EL-34's	8, 16 (4 optional; kit cost \$75)	Pre-assembled printed circuit board for input stages; simplified bias adj. for output tubes
	Regency HF-50K	Regency Div.; I.D.E.A., Inc.; 7900 Pendleton Pike Indianapolis 26, Ind.	74.50	8-10	10¼x10¼x7¾	35	15	1.5 v.	EL-34's	8, 16	
	Eico HF-50	Electronic Instr. Co.; Inc. 84 Withers St. Brooklyn 11, N.Y.	57.95	8-10	14x8x7	25	12+	0.5 v	EL-34's	4, 8, 16	2 aux. a.c. outlets Note: Eico HF-80 has same circuit as HF-50, but uses Aero TO-330 output transformer
60	Eico HF-60	(See above)	72.95	8-10	14x8x7	25	12+	0.55 v.	EL-34's	4, 8, 16	
	Lafayette KT-120	Lafayette Radio 165-08 Liberty Ave. Jamaica 33, N.Y.	59.95	8-10	14x6¾x7½	25	17	0.55 v.	EL-34's	4, 8, 16	Input level control


## PREAMPLIFIERS (Audio Control Units)

Model	Manufacturer and Address	How Powered	Net Price	Est. Constr. Time (hours)	Size (inches)	Weight (lbs.)	Record Equlzn. Settings	Loud-ness Compensation.	Inputs		Tape Feed Jack	Remarks
									Low	High		
Approved A-800	Approved Electronic Instrument Corp. 51 Vesey St. New York 7, N. Y.	amp.	17.95	8-9	12x4x2	6	6	no	1	2	no	1 aux. a.c. outlet
Eico HF-61 HF-61A	Electronic Instrument Co., Inc. 84 Withers St. Brooklyn 11, N.Y.	self	29.95	9-10	12¾x4¾x4¾	8	5	yes	3	4	yes	4 aux. a.c. outlets; phono load selector; separate rumble and scratch filters
		amp.	24.95									
Heathkit WA-P2	Heath Co. Benton Harbor, Mich.	amp.	19.75	9-10	12¾x3¾x4¾	7	16 (4 turn-over; 4 roll-off)	no	2	3	yes	Input level adj. above jacks
Precise UPA-1N	Precise Development Corp. 2 Neil Court Oceanside, Long Island, N. Y.	amp.	19.95	8-9	12x4x4	4	5	optional, extra cost	1	3	no	1 aux. a.c. outlet
UPA-1P		self	25.95									
Techmaster TM-16SP TM-17P	Techmaster Corp. 75 Front St. Brooklyn 1, N. Y.	self	24.50	8-9	9¾x3¾x4½	4	5	yes	1	3	no	1 aux. a.c. outlet
		amp.	19.95									






Bogen KDB-20DF, 20 watts




Eico HF-20, 20 watts




Grommes 6IPGK, 20 watts



Elmat WAK, 20 watts



Heathkit A9-B, 20 watts



Knight S-750, 20 watts

nals from the preamp and builds them up to powers of sufficient wattage to drive a loudspeaker. When both preamp and basic amp are combined on one chassis, the unit is termed a "complete amplifier."

Each of these categories contains a miscellaneous assortment in terms of capabilities, flexibility of use, number of inputs and outputs and controls, and power ratings. Once you decide what your hi-fi requirements are, it's up to you to choose your kit and start building. The audiophile whose needs are modest and who plans to use a fairly high efficiency speaker might do well to build a complete amplifier kit in the 10- to 20-watt class. For the all-out enthusiast, with multiple speakers and several program sources and a leaning toward tape recording and stereophonics, the more powerful units—either complete amplifiers or separate preamp and basic amplifier combinations—will probably be the best choice.

As is the case with factory-built amplifiers, the selection depends on hi-fi requirements and budget. A 10-watt amplifier is not necessarily inferior to a 50-watt unit; it is designed to do a different kind of job. A hi-fi'er need not apologize for using a low-powered amplifier; the "prestige" lies not in how big your system is but in how well it serves your listening needs. Remember too—the most modest component on today's




Arkay FL-30, 30 watts

Lafayette KT-115, 35 watts (KT-114, 18 watts)




Eico HF-52, 50 watts


Techmaster 19K, 60 watts



Heathkit WA-P2, preamp




Eico HF-61A, preamp




Precision UPA, preamp




Techmaster TM-16SP, preamp




Heathkit W4-AM, 20 watts



Approved A-890, 20 watts



Techmaster TM15A, 20 watts



Heathkit W-3M, 20 watts

hi-fi market is still vastly superior to its counterpart in the package radio-phono of yesteryear.

**Kit Design.** Many people fear that kits may be designed by the expediency of compromising circuitry and physical construction for the sake of ease of home-assembly. This is not so.

Heathkit W-5M  
25 watts



To be sure, some kits are more difficult and/or more time-consuming to assemble. This, in itself, is a factor which may determine the builder's choice. It works both ways. The challenge of a complex circuit and the certainty of mastering its construction is, in itself, an appeal for many hi-fiers. On the other hand, the simplicity and relative ease of construction of more modest circuits is sure to find favor with budget-minded listeners of less technical bent.

In any event, the circuitry is planned first by top engineers. Then, the unit as a whole is planned for production-line assembly as in a plant. But instead of training personnel to do each phase of the work, the kit people spell it out for *you*. You use your time, your labor and skill, your space, your tools, your light and heat, etc., to assemble the finished product. The saving of the kit manufacturer on all these factors is reflected in the price of the kit.


For several reasons, not the least of which is the innate design and construction of amplifier circuitry, this process has

*(Continued on page 101)*


Knight S-755,  
25 watts




Regency HF-50K  
50 watts




Dynakit Mark II  
50 watts



Eico HF-50, 50 watts



Lafayette KT-120, 60 watts



Eico HF-60, 60 watts



# Crank-Up Tape Recorders Go Exploring

**T**HE MOVIE CAMERA has peered into many far corners and strange places of the world. But, until recently, many of the most adventurous films were utterly mute. No recording equipment accompanied the camera on its wilder explorations, for sound could go no farther than the nearest electrical outlet. There was no way of powering microphones in off-the-road places inaccessible to the jeeps carrying the power generators. The film-makers had to fake in sound later, relying on tricks and imitation.

All this changed when the Amplifier Corporation of America pioneered the development of a battery-powered tape recorder, no bigger and hardly heavier than a briefcase. With a crank-up spring motor, the Magnemite recorder is completely self-contained and can follow the camera anywhere.

Lacking an a.c. supply for synchronizing the tape drive, this recorder controls tape speed by means of a precision flyball governor. With a range up to 15,000 cps, fidelity is not sacrificed to portability, and the sonic result is on a par with larger recording machines. —30—



**I**n a village 13,000 feet high in the mountains of Tibet, where customs of the middle ages still survive, Swiss mountaineer Norman Dyhrenfurth (top), checks a sound take for his documentary films. Few white men ever visit here and machinery is as strange to the inhabitants as their music is to us. Note the heavy flywheel of the recorder between the tape reels.



**F**rom chilling heights to steaming tropics, the Magnemite takes every adventurous change in its stride. Camera and sound equipment (center) eavesdrop on the mating song

and dance of Paradise Birds. Below left, a local combo obliges the recordist with previously "unheard of" sound samples of their crude instruments that should delight anthropologists as well as just plain folk-music fans.



**Safari with camera and mike** for science or entertainment is a specialty of Armand and Michaela Denis (right). Before gaining fame as explorer, Armand worked as an electronic research scientist. Michaela quit her London fashion design salon, donning dungarees to follow her husband literally to the ends of the earth.



# Saga of the Edison Award

bert Hoover, Jr., (a ham himself); Rosel H. Hyde, Chairman of the Federal Communications Commission; and Goodwin L. Dosland, President of the American Radio Relay League (ARRL).

In 1952, the Edison Award was given to Don L. Mullican, W5PHP, for providing emergency communications to an area devastated by a tornado. The 1953 award went to Stan Surber, W9NZZ, who handled hundreds of free messages from isolated Arctic outposts. Benjamin Hamilton, W6VFT, won the 1954 award for activities related to civil defense; and in 1955 it was awarded to Bob Gunderson, W2J10, a blind radio ham.

The 1956 award has gone to Mae Burke, W3CUL, Morton, Pa. More than any other radio ham in the United States, she exemplifies the almost unbelievable ability of



**Fifth Annual G.E. Award  
recognizes value of ham  
radio to general public**



**Mary "Mae" Burke, W3CUL, 1956 Edison Award winner.**

**R**ADIO AMATEURS have performed innumerable acts on behalf of their fellow citizens. Many of these are called "acts of public service." They are not in any way duties which the radio ham is obligated to perform; they are, rather, proof of his concern for the welfare and safety of his country.

The General Electric Company realized in 1951 that many such acts were far beyond the call of a private citizen. To honor the one ham whose public service stood out above all others, they established the annual Edison Radio Amateur Award. With it went national recognition, a handsome trophy, and a check for \$500. The judges of the Award include national figures such as: E. Roland Harrison, President of the Red Cross; Under Secretary of State Her-

ham operators to "pass traffic." Message-handling, or "traffic" as it is known to hams, means providing a line of communication between servicemen and their families (Mae handles as many as 3000 messages a month), or for anyone else who doesn't have the money to use a commercial circuit. At W3CUL, as many as 10,000 messages may be handled each month; the total since 1949 is over 300,000. Working as a radio relay station, Mae must meet schedules (at 6:30 a.m., 7:00 a.m., 11:00 a.m., 2:00 p.m., 6:00 p.m., and finally at 8:00 p.m., *daily*), type or copy the many



messages, and tune her receiver and transmitters . . . certainly a "man-size" job for anyone.

While declaring W3CUL the 1956 Edison Award winner, the judging committee also issued eight other special citations. One of these went to Julius M. J. Madey, K2KGJ, a 16-year-old high-school honor student who rearranged his living habits

was issued to Sam Baker, W3FIQ, for setting up and maintaining an emergency communications link with Erie, Pa., during the heavy Thanksgiving snowstorm. Another woman, Martha Shirley, WØZWL, Black Hawk, S. D., twice operated her ham station from totally isolated and snow-bound communities; in doing so, she provided the only means of communication



**Citation winners** discussed in text; Martha Shirley, WØZWL (above, left); Harry Fendt, W2PFL (above, center); Julius Madey, K2KGJ (above, right). Additional citations were awarded to: Newton Kraus, W1BCR (below, left) for message handling from "Operation Deepfreeze"; James Born, W4ZD (below, center) for his numerous civic and ham radio activities; and Sam Baker, W3FIQ (below, right) for emergency communications during a severe Erie, Pa., snowstorm.



(to bed at 4:30 p.m., up at 9:30 p.m., to bed again at 5:00 a.m., and finally off to school at 8:30 a.m.) so that he might be able to relay traffic from the Navy personnel working in Antarctica with "Operation Deepfreeze."

A citation went to Harry Fendt, W2PFL, who was instrumental in saving two lives in 1956 through quick message-handling to doctors. One of these events concerned a special drug needed in the Belgian Congo and was dramatized on Dave Garroway's morning show.

Natural disasters played a big part in two other citation awards. One of them

available over periods of up to four days.

People from all walks of life are nominated for the Edison Award—students, housewives, police officers and craftsmen as well as those working in radio factories or broadcasting stations. If there is an outstanding characteristic, it can only be that four of this year's nominees are bed-ridden! Unbelievable as it may sound, these people perform public services of such magnitude that friends and neighbors believe they merit Edison Award consideration. Need more be said in behalf of the morale-building and deeply rewarding aspects of ham radio?

# Unpainted Chest Saves \$\$\$ as Hi-Fi Housing



**Y**OU CAN GIVE your hi-fi gear a home—without mortgaging your own, or letting the chassis and wires drive you right out of it. As illustrated in the photos, an unpainted chest—priced at \$15.75—can be harnessed to serve as an equipment console. All it takes is a little additional hardware, some finishing materials, and basic skills with common hand tools.

There's practically no end to the variety of designs possible, depending on the dimensions and quantity of your own equipment. In the chest shown here, the top three drawers were adapted to house tuner and amplifier (first drawer), record player (second drawer), and small loudspeaker (third drawer). The fourth drawer serves as storage area and may be left alone or partitioned into sections.

**How It's Done.** First, remove the top three drawers. Disassemble them carefully as some of their wood must be used later. In most cabinets of this type, the front of a drawer is grooved for holding the bottom in place. To remove the bottom, plane the underside of the groove till it is level with the other three edges of the drawer. This planing serves two purposes: it permits you to slip out the drawer bottom quite readily, and it also permits the use of a hinge on the front panel. The brass "piano hinges" used on the model were chosen for their appearance and strength.

Components are then "panel-mounted"—not on the drawer front, but on a new front which is fashioned from the drawer's bottom, and which is set into the drawer area at a slight recess. The drawer front itself is hinged to the front of the chest. When closed, the cabinet looks like any ordinary chest of drawers. With the hinged drawer front open, the hi-fi components are



revealed in a very neat and efficient setting. What's more, the open front can serve as a small drop-leaf working surface.

To secure the recessed mounting panel in place, fasten it to a frame that can be made from the sides of the disassembled drawer. The frame is fastened to the four inside panels of the chest itself, and the mounting panel in turn fastened to the frame. Cut-outs for the control knobs and tuning dial of the equipment are made with hand drill and keyhole saw, after measuring carefully for their location.

The small speaker mounted in the third drawer is not the main speaker in this system. A larger, separately housed speaker is actually located in another room of the house. The smaller unit is used for monitoring when tuning in a station or adjusting controls for record playing. In a large room, both small and large speakers can be used together to achieve a wide, full sound distribution pattern.

**Finishing.** Naturally, you can paint or stain the cabinet to suit your taste. This cabinet was given a coat of cherry stain. If you use stain, remember that the sooner it is wiped off, the lighter will be the finished wood. When the stain has dried, apply two or three coats of clear varnish. Between each coat of varnish, rub with very fine sandpaper. Finally, apply a coat of wax for protection and a really smooth, professional-looking surface. —Donald A. Smith



# Detecting Static Electricity with an All-Electronic Electroscop

By HARVEY POLLACK

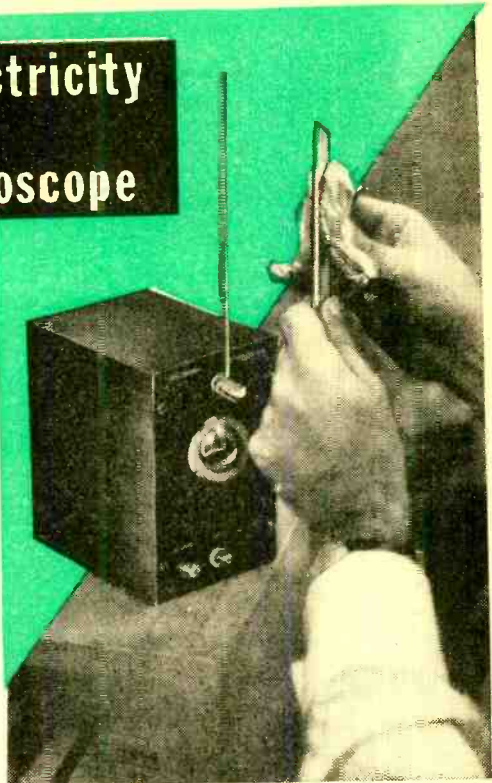
**A**N ELECTROSCOPE is an instrument for detecting the presence and polarity of static electrical charges. As a constructional project for science fairs, high school or college physics demonstrations, or home experimentation, the electronic electroscop to be described here is a real dream! Its reaction is easily visible to a large group, it is unaffected by high humidity, it provides positive discrimination between plus and minus charges, and—possibly best of all—it costs less than six dollars to build!

The standard gold or aluminum-foil type of electroscop is subject to humidity effects and is very difficult to present to a group of onlookers. Moreover, an uncharged foil-leaf instrument does not differentiate between positive and negative charges since it reacts the same way to both: its leaves diverge for either type of charge. Finally, the leaf electroscop must be handled with great care to avoid tearing the delicate foil by applying too intense a charge; this electronic model has taken a 100,000-volt discharge right into its feeler antenna from a static electricity machine with absolutely no ill effects.

**Construction.** Most projecteers discover sooner or later that there is a real thrill to be had from the businesslike appearance of a finished job. The case used in this model is crackle-finished steel with the chassis welded to the front panel. If you plan to use a similar unit, be sure to purchase one that has the chassis parallel to the 4" and 6" dimensions (over-all dimensions 4" x 5" x 6").

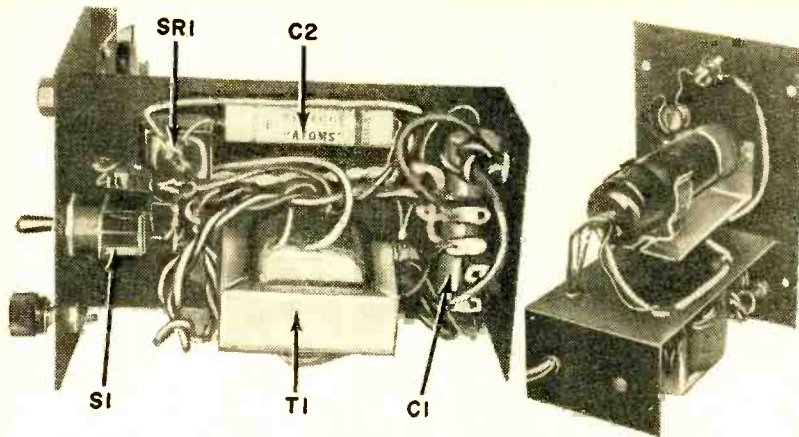
The placement of parts as shown in the photographs may be varied as long as care is taken in shielding the sensitive tuning-eye grid lead from surrounding a.c. fields. If you mount the isolation transformer and all the other small parts except *C3* and *R3* under the chassis, and the 6E5 tube and assembly above it, you should have no trouble with hum due to incorrect orientation of parts. All that is left to do to insure hum-free operation is to shield the 6E5 grid wire carefully from the back of the tube socket to isolating resistor *R3*.

Slip a length of shield braid taken from



Rubbing an insulator with soft cloth and bringing it near the feeler antenna of the electroscop will close its "eye." This unit can take a 100,000-volt discharge safely. The chassis is welded to front panel of case, shown below.





Major parts are identified in the under-chassis view at far left. Use of full length transformer leads gives chassis a somewhat crowded appearance but makes for better soldering. Top view directly at left shows overall placement of the various parts.

an old microphone cable (or buy an 8" length of the braid material) over the yellow wire of the tuning-eye assembly, and carefully bond it to the chassis by soldering it to lugs fitted under the heads of the screws that secure the isolation transformer. Cut the leads of R3 as short as possible,

and make certain that neither one grounds out against the shield braid or the panel. Use a good, heavy feedthrough binding post for the feeler rod to avoid reducing the input resistance of the electroscop and spoiling its sensitivity.

All holes through which wires pass must be grommeted. *Be very sure that neither wire of the a.c. line cord touches any chassis ground points.* This instrument has been designed with an isolation transformer for your protection. Careless wiring might very well void its usefulness and give you a false sense of security.

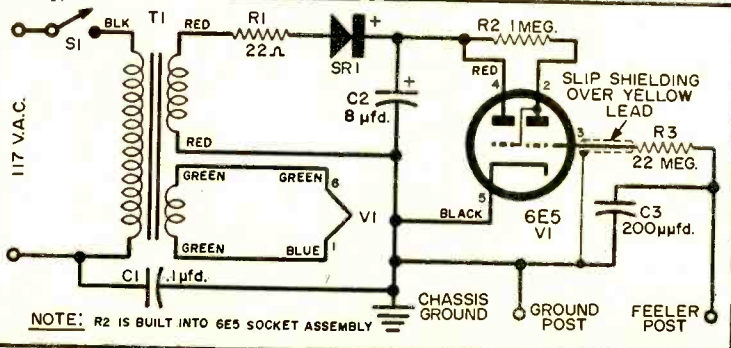
**Testing.** No pre-completion tests are necessary. If the electroscop fails to perform as described (p. 55) when it is first plugged in, disconnect it immediately and check for the following common errors:

- (1) Wire leads having the wrong code color, as compared with the diagrams, connected together or to common lugs.
- (2) Polarity of the selenium rectifier reversed.
- (3) Polarity of the electrolytic capacitor, C2, reversed.
- (4) Grid circuit inadvertently grounded to shield braid or other ground point.
- (5) Open or short-circuited connections.

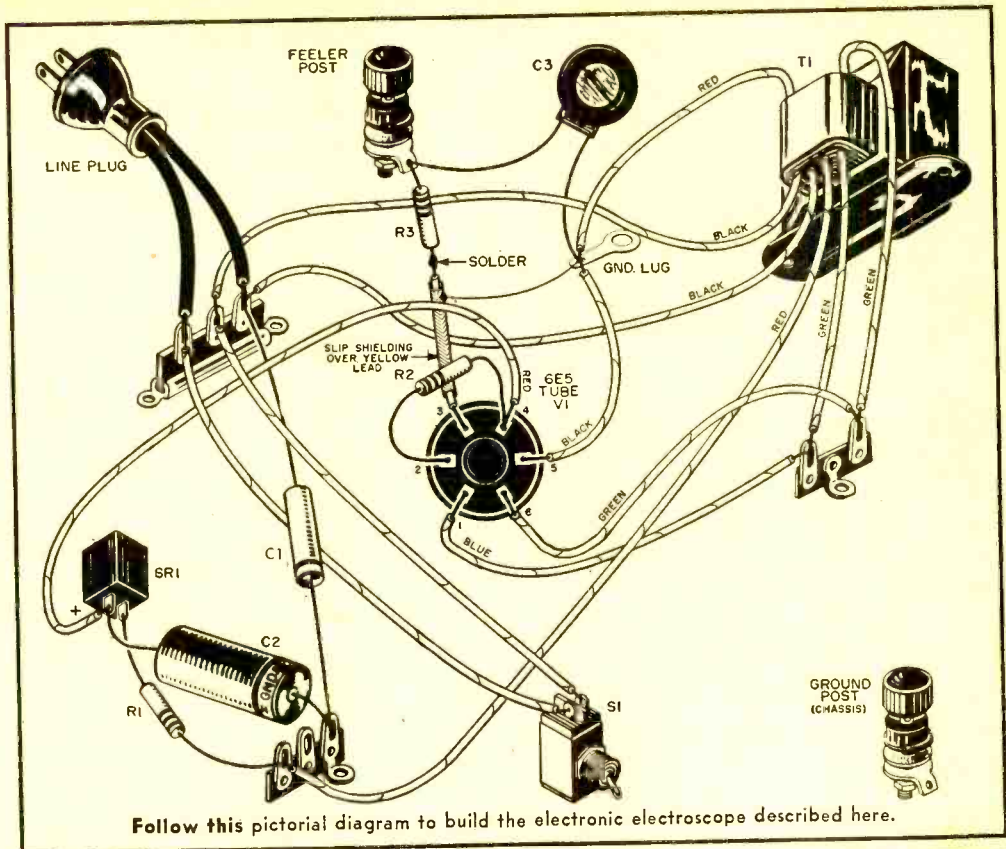
Correct performance is indicated when the following steps are taken and the instrument performs as stated. Plug the line

- C1—0.1- $\mu$ fd., 600-volt, w.v. paper tubular capacitor
- C2—8- $\mu$ fd., 150-volt tubular capacitor, small cross-section (Sprague Type TVA-1405)
- C3—200- $\mu$ fd., 600-volt molded disc-type capacitor
- R1—22-ohm, 1/2-watt resistor
- R2—1-megohm resistor (built into tuning-eye assembly)
- R3—22.0-megohm, 1/2-watt resistor
- S1—S.p.s.t. toggle switch, bat-handle, 3 amp. at 120 volts
- SR1—50-ma., 120-volt selenium rectifier, molded Bakelite encapsulation (Sarkes-Tarzian #50)
- T1—Isolation transformer, primary to secondary equals 1:1, 30-ma. secondary rating with 6.3-volt winding (Olsen Radio Warehouse, Type T-103 or equivalent)
- V1—6E5 electron-ray tuning indicator
- 1—Eye socket assembly (socket and leads with 1-megohm resistor built in, Amphenol 58-MEA6)
- 1—4" x 5" x 6" black crackle-finish steel cabinet with chassis welded to panel
- 1—Line cord and plug
- 1—Terminal post for feeler antenna, 5-way feedthrough type with positive insulation against panel contact
- 1—Small non-insulating terminal post for ground
- 1—Length of shield braid (approx. 8" to fit over yellow lead of 6E5 assembly)

**Schematic diagram** and parts list for the electronic electroscop. Note capacitor C1; it permits small hum voltages present on the chassis to go to ground through the a.c. line cord. C3 helps store any charges present and prolongs reaction of the eye. R3 protects the tube from surges.







cord into a suitable 117-volt a.c. receptacle and trip the toggle switch to the "ON" position. After a 15-second warm-up, the face of the tuning eye should exhibit its characteristic green glow with a shadow angle of about 25°. The edges of the shadow should be quite sharp and clear. If they are fuzzy or if the angle is smaller than 25°, reverse the line plug. This will clear up the trouble.

**Using the Electroscop.** This unit is so sensitive that almost any good insulator rubbed briskly with a soft cloth will give positive action and cause the eye to react. Among the best materials are hard rubber, as used in good combs, strips or rods of polystyrene, Lucite, glass, and nylon. Rub each of these in turn with fabrics such as flannel, silk, nylon, and dacron, and with animal products such as wool, fur, etc.

Upon *approaching* the feeler rod with a *negatively* charged object, the 6E5 shadow closes. When a *positively* charged body is brought up to the feeler, very little action will be seen; but when it is *withdrawn*, the eye closes. Even with the charged object in activating position, the eye restores itself to the normal angle within a few seconds—due to unavoidable leakage in and around the tube elements.

### HOW IT WORKS

Contained in the 6E5 tuning-eye tube is a triode voltage amplifier and an electron-ray indicator. The electron-ray indicator portion has a control electrode directly connected to the triode plate inside the tube, the cathode, and a target electrode coated with a fluorescent material that glows when bombarded by electrons. The control electrode projects a short distance up inside the bowl-shaped target electrode and is placed between this element and the cathode in such a position that it can cast an electronic "shadow." As the control electrode becomes more negative than the target, the shadow widens. Reverse action occurs when the control electrode becomes more positive and, finally, when it takes on the same potential as the target, the shadow disappears altogether and the eye is said to be closed.

When a negative charge is applied to the grid of the *triode* via the feeler terminal, the triode plate current drops, the voltage across R2 diminishes, the triode plate and control electrode become more positive, and the eye closes.

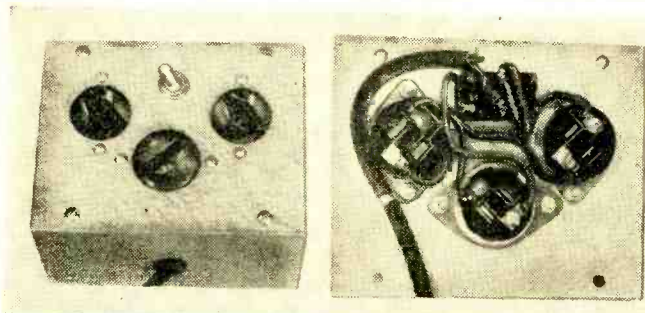
On the other hand, when a positive electrostatic charge is brought near the feeler, electrons are drawn away from the grid of the triode into the feeler rod, leaving the grid positive for an instant; the grid now attracts electrons to its own structure until the positive charge is neutralized, thus re-establishing the original "floating" potential. Hence, the eye neither opens appreciably nor closes upon positive approach, but the grid system now contains more electrons than it did before. When the body is taken away, the excess electrons are free to spread out due to mutual repulsion and return to the grid structure. This places a negative potential on the grid, causing the eye to close.

## Dimmer Control for Photofloods

Amateur and professional photographers alike make extensive use of #2 reflector photofloods. If you do any portrait work, you will bless this little dimmer control a thousand times. It enables you to adjust your lights while they are generating only one-tenth of the heat that they produce at full brilliance. You can compose and focus

aluminum Minibox. The model is a 3" x 4" x 5" type with removable front and back panels, available at all electronic distributors.

All parts—the three Amphenol tube socket type a.c. receptacles and the d.p.s.t. toggle switch—are mounted on the front panel, shown removed from the box in right-hand photo. The line cord emerges from the long side wall of the box. This arrangement is convenient for wiring and permits the box to lie flat on the floor or be strapped to one leg of a tripod. The components should be grouped quite close together so that they will be well clear of the lip of the control

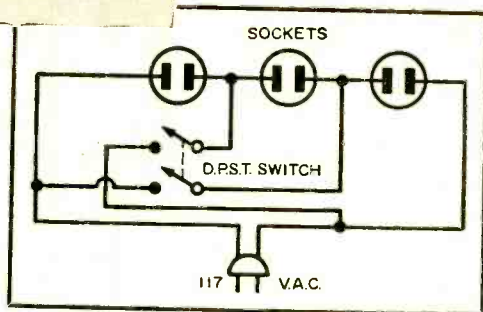


without giving your subject a broiling infrared treatment.

Dimming the bulbs will extend the life of your photofloods because the filaments are not allowed to go cold during a sitting. When cold, the resistance of a bulb is low, and the initial surge of current through this low resistance causes early burn-out.

Most photographers prefer three photofloods for portrait composition. Three receptacles are provided on the control box, one for each of the floods. With the toggle switch in one position, the lamps are all in parallel to produce full brilliance; in the other position of the switch, the circuit is converted to series connection. In this condition, only one-third of the normal current flows through each lamp.

For a truly professional-looking unit, build the dimmer in a grey hammertone



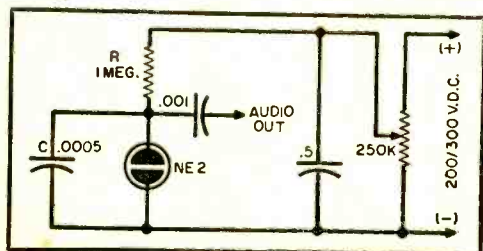
box when the front panel is secured to it.

Interconnecting wires between receptacles and switch must not be smaller than #18 gauge and should be tinned for easy soldering. The line cord carries the full load—almost 15 amperes in the parallel connection—and so must not be smaller than #14 gauge. The toggle switch must be capable of carrying 10 amperes. —Harvey Pollack

## Light-Sensitive Relaxation Oscillator

Neon bulbs are light-sensitive although they do not possess the properties associated with true photoelectric cells. Light merely assists the neon bulb to ionize and do its job more easily.

The experimental relaxation oscillator



shown in the diagram will work to approximately 3000 cycles before oscillation ceases. At this "drop-out" point, the NE-2 will glow brightly, indicating that it is completely ionized.

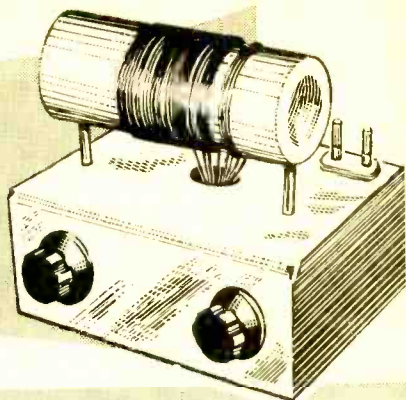
If the B+ is readjusted (by the 250,000-ohm potentiometer) to where oscillation will start again, and is gingerly increased to a point near drop-out, a bright beam of sunlight will push the NE-2 across its threshold into complete ionization. With sunlight on the neon bulb, and the oscillator circuit again adjusted to produce its highest frequency, a beam of interrupted light will vary this frequency around a full half-tone.

—Norman V. Becker

POPULAR ELECTRONICS



# Getting More from the "Peaker"



THERE ARE SEVERAL METHODS of connecting a receiver to the antenna "Peaker" described in a recent issue of POPULAR ELECTRONICS.\* One of the three methods to be discussed here will give better performance than either of the others, depending upon the particular receiver.

**Link Coupling.** The circuit of the "Peaker" as originally published is reproduced in Fig. 1. This circuit uses what is known as link coupling, i.e., a relatively small coil,  $L_2$ , magnetically coupled to the resonating coil,  $L_1$ , is linked to the antenna coil in the receiver. This is done by connecting the A and G terminals of the "Peaker's" link coil,  $L_2$ , to the antenna and ground terminals, respectively, of the receiver.

If your receiver has two input terminals, use the method shown in Fig. 2(A); if it has three, use the method of Fig. 2(B). Make certain that you include the jumper wire if you use Fig. 2(B).

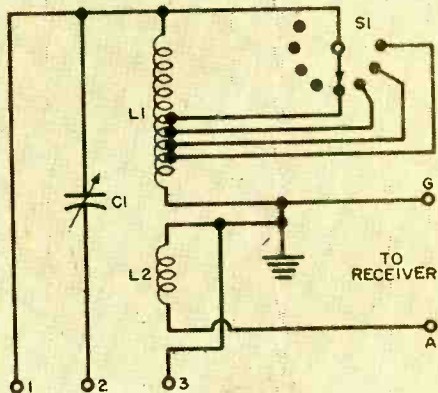
In any instance where good results are not obtainable by this means, it may be better to go to one of the other coupling methods. When either of the following methods are used, the link coil may be deleted from the "Peaker."

**Series Coupling.** Figure 3 (p. 114) depicts series coupling between "Peaker" and receiver. It places the receiver's antenna coil in series with the "Peaker's" resonating coil. When this connection is used, the receiver's antenna coil becomes part of the "Peaker's" tuned circuit; thus, maximum signal energy is developed in the receiver when the "Peaker" is tuned to resonance.

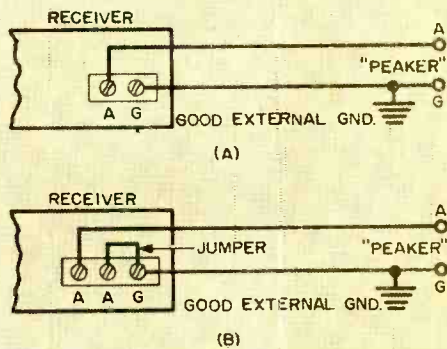
We can also make use of an additional terminal (X) on the tap switch,  $S_1$ , to short out resonating coil  $L_1$  entirely. This is sometimes a helpful dodge when you are using a long antenna and tuning to frequencies around 15 mc.

(Continued on page 114)

\* See "The SWL's Friend—An Antenna 'Peaker,'" by Frank H. Tooker, June, 1956, page 79.



**Fig. 1.** Circuit of the "Peaker," which uses link coupling. Parts values are given below.  
 $C_1$ —365- $\mu$ fd. broadcast-type variable capacitor  
 $L_1$ —32 turns No. 20 solid tinned copper wire spaced to occupy 2" on 2"-diameter form, tapped at 4, 8, 12, 16, 20, 24, 28 and 32 turns from ground end  
 $L_2$ —4 turns, average, No. 20 solid tinned copper wire spaced to occupy  $\frac{1}{4}$ " and separated  $\frac{1}{4}$ " from  $L_1$   
 $S_1$ —1-pole, 8-pos. rotary switch with ceramic insulation (Centralab Type PA-2001 or equal)



**Fig. 2.** Connecting A and G terminals of link coil  $L_2$  to antenna and ground terminals of receiver with (A) two input and (B) three input terminals.

# THE METTLE LOCATOR

By Carl Kohler

**S**HAMBLING through the garden—completely absorbed with seeking fresh test-areas for my new metal locator, I failed to see the Girl Kibitzer until she was breathing down my neck. Since there's just no ignoring her once that happens, I removed the headphones and threw the first punch.

"This skillfully constructed instrument

"Well, I'll give you a hint," I said, generously. "On pages 86-87-88, of the June, 1956, issue of POPULAR ELECTRONICS lie the facts, the figures and the entire story of this versatile instrument." I chuckled indulgently and pointed toward my workshack. "Seek and ye shall most likely find out all about it, my dear!"

She took off like a super-charged missile.

**B**Y GOSH, I thought, returning to my tests, *I've been telling that girl too much. Have to let her do her own ferreting after this. That's the ticket! Keep her so busy, hunting up information, she'll be too occupied to . . .*

She was back, breathing stentoriously.

"Okay, chum," she rasped caustically, "so . . . you built a . . . metal locator . . . and . . . what does . . . that . . . do for the . . . state of . . . electrical . . . dis-repair around this . . . lashup?"

"I'll show you! It's utterly *fabulous!*" I said enthusiastically.

"I bet!" She sneered.

"Now, *watch!*"

"I'm looking."

"*Get this, now!*"

"I'm **LOOKING!**"

"Don't miss this—it'll shake you, at first!"

"I'm braced—**GO AHEAD!**"

Carefully, I lowered the housing containing the search-coil to the ground and slowly swung the locator back and forth, listening intently to the beat-note singing in the headphones.

"I ain't shook much, yet . . ." she observed evenly.

"Just a min—*wait*, now . . . no . . . wait, I think . . . *yes, there it is!*" I rejoiced. "We've got it now! Boy, that's *performance!*"

"Still unshook, chum," she mentioned acidly.

I removed the headphones, put the locator carefully down on the ground, scratched an X into the soil with my finger and lit a cigarette.

"Something happened?" she inquired.

"It's down there," I said, my features (I hoped) a bland combination of inscrutable



. . . Absorbed with seeking fresh test-areas for my new metal locator, I failed to see the Girl Kibitzer until she was breathing down my neck . . .

could be an electronic gardening-device," I said.

"!" She exclaimed, her narrowed eyes unnarrowing.

"But it's not," I added.

"?" She asked, articulately.

"Well, it *might* also be a high-voltage beam-sprayer with which to send insects to whatever buggy Valhalla may exist for insects."

"!!!" She gasped, admiration beginning to tinge her face.

"*But,*" I amended, mysteriously, "it's not!"

"?????" She demanded excitedly.



confidence. "Right . . . down . . . there."

"It is, hey?" She bent over and studied the X with a sour expression. "Imagine *that!* It's right down there! Why, you could walk over it a dozen times and never know it was there." She stood up and folded her arms across her chest.

"Well, WHAT IS IT?" she demanded, scorching me with her eyes.

I handed her the spade.

"Now, I did *my* job—you do yours."

She began digging.

"WHILE you're engrossed with the excavation process, I'll brief you on the general characteristics of this marvelous instrument," I said, settling myself comfortably in a nearby lawnchair. "Its possibilities will stun you with avarice or you aren't the same girl who haunts department stores searching for a 10¢ difference in bargains!" I chuckled, softly, at my small jest and hoisted my feet a bit higher.

"Of the two major types of locators," I continued, rather wishing I'd had her bring some coffee with her, "the field-distortion and the beat-frequency, I chose the latter because it was simpler. Also, while not quite as effective, performance-wise, as the more complicated type, it'll serve very nicely since I checked out the variables connected with—"

"Hey," she called, "I'm down three feet and haven't found a single thing . . . unless this gismo of yours locates earth-worms, potato-bugs and the remains of what looks like an *old coffee-pot.*"

"*Excelsior! Eureka!*" I cried, dragging myself painfully to my feet. "You've *done* it!"

"I did good?" She appeared uncertain.

"Of course!" I assured her, warmly



. . . For awhile, I watched and she dug. Then, for change of pace, she dug and I kept an eye open . . .

April, 1957



. . . "Now see what your crazy old ideas have done!" she screeched in anguish-laden tones . . .

pumping her hand. "You've just proven that the locator *can operate very swiftly if the buried metal*—in this instance, what seems to be an aged and semi-disintegrated pot—has attained *any degree* of association with the surrounding mantle rock, due to chemical—"

"I did something real jazzy, eh?"

"*Mais oui!*" I exclaimed, kissing her on both cheeks.

"Stop slobbering all over me," she snapped, peevishly, "and tell me exactly what's so wonderful! Doesn't seem like any big deal to me. I just dug up a lousy old pot. What's the alleged importance, chum?"

"I was afraid you'd ask that," I said, somewhat flattened.

"Is that *all* this gimmick's good for—finding pots?"

"Ho, foolish girl!" I laughed. "Use your imagination! *Think!* Think of all the wonderful, long-buried treasures that are just *waiting*—waiting for you and I to discover their ancient places of concealment and unearth them, I might add, to our personal profit and delight! Think of it! All the gold and silver objects, coins, items worth thousands! Nay, *millions*, or I'm a monkey's brother-in-law! All safely tucked away in Mother Nature's own vault and waiting for us to dig them out!"

"Around *this* joint?" She looked dubiously around the tract-housing neighborhood. "Treasure?"

"Don't forget." I lowered my voice to a harsh whisper, glancing about to be sure the bushes hadn't ears. "Don't forget, girl, this once was Spanish territory! The

(Continued on page 112)

## Electronic "Maid" Cleans House

The girl in the picture at left is suitably attired to show that she is spared the discomforts of "housemaid's knee" since the gadget in the foreground has taken over her house-cleaning chores. The Trion Electronic Air Cleaner seems to be a machine of philosophical disposition since it tackles a problem by going after its first cause: it cleans house by eliminating the need for cleaning house. With electronically filtered air, the house doesn't get dirty in the first place. The girl is now out of work, but looks happy because she won't get fired. Efficiency experts say she will be "freed for more creative activities."



The giant radar at right, built by Reeves Instrument Corp., is trucked about the Mojave desert to keep the Air Force's new "X" (experimental) craft on an invisible leash during their flight tests.

The new radar range, built for the Air Research and Development Command, will extend from Edwards Air Force Base on the western "shore" of Rogers Dry Lake in California out over 400 miles of desolate and virtually uninhabited territory into Nevada.

Of the same type as the radar systems




## Keeping "X" Planes on Leash

built by Reeves for the Guided Missile Test Range off the Florida coast, this installation is designed to track, record, and monitor the performance of the U. S. Air Force's most advanced aircraft. It is part of a \$40,000,000 expansion program for Edwards AF Base.


## Color TV Wears Shadow Mask

A shadow mask consisting of a paper-thin metal sheet with 400,000 perfectly round holes guides electron beams to the phosphor-coated face-plate on color television tubes. Each hole in the mask is 1/100th of an inch in diameter. It focuses the tube's three electron beams on the right phosphor dot (red, blue or green) on the color screen. Made by Superior Tube Company, the mask, shown at left with part of it enlarged by a magnifying lens, assures that the right beam hits the right dot to produce a correct blend of the primary colors.



## Mark Missile Track on Tape

The Air Force Missile Test Center's tracking stations of the 5000-mile Florida Missile Test Range will now be able to receive 1890 separate items of information from any missile being tested on the range. This is made possible by an amazing new telemetry recorder which was developed for the Air Research and Development Command by the Consolidated Electrodynamics Corporation of California in a phenomenal period of 90 days. The new recorder monitors seven radio data links.





# Building an "ECONOMY" Signal Generator

By RICHARD GRAHAM



Testing a radio is an easy job with this versatile signal generator. Using only one tube, and plug-in coil construction to keep the cost down, it will cover the 375-kc. to 65-mc. frequency range.


A SIGNAL GENERATOR means as much to the electronics experimenter and serviceman as a hammer does to the carpenter. It is considered an essential tool of the trade. This particular signal generator is tailored for the experimenter with "good tool" taste but without the financial resources to back it up.

The "Economy" signal generator is fairly straightforward in electrical design. Although it uses only one tube, it offers a frequency range that can be spread or tailored to one's individual requirements. This is achieved by the use of plug-in coils. It also results in a general cost reduction . . . particularly since the coil forms are free!

Four plug-in coils cover the range of 375 kc. to 65 mc. The generator incorporates an internal 400-cycle audio modulation. The audio tone is made available through the front panel to check audio systems, amplifiers, etc.

Mechanical considerations involved in building a signal generator are as important as the electrical design. Ever try to lift a high-quality laboratory unit? It often takes two men to transport it across a room. Mechanically rugged and rigid construction is a primary aim in these generators.

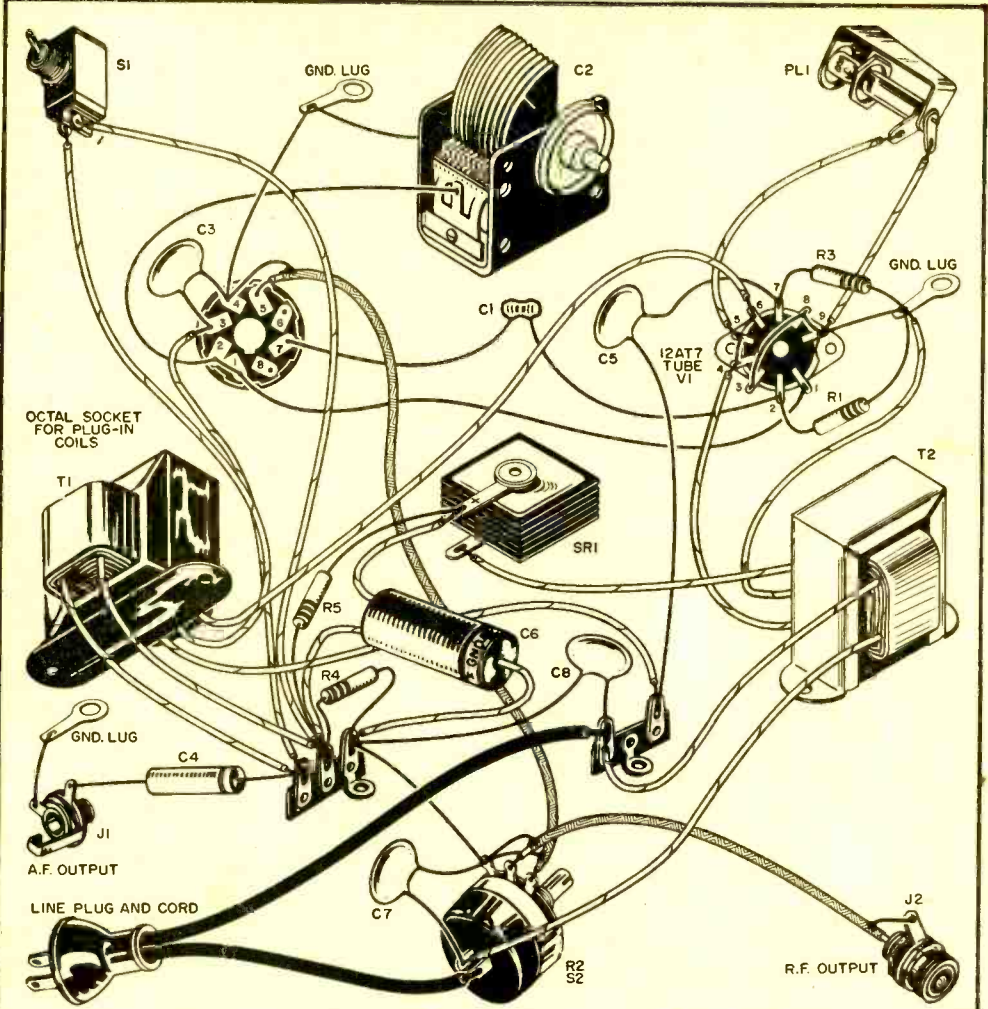
While the "Economy" generator can certainly be lifted by a very small boy, it has this same mechanical philosophy in its layout. A steel chassis and box are used pure-



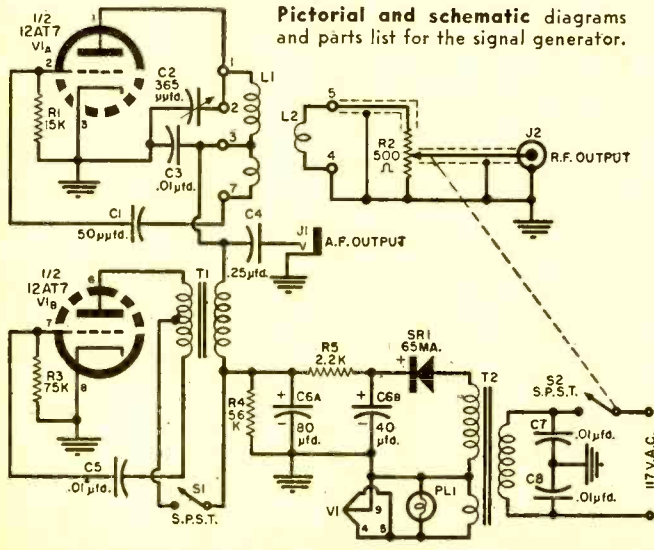
Close-up of dial above will give you a good idea of how the generator can be calibrated. See text for details.

ly for mechanical rigidity. The rear edge of the chassis has a metal post stand-off and the plug-in coil bracket has a special metal post to hold it to the cabinet. These precautions make a fairly rugged unit in which the frequency output is reasonably immune to pounding and vibration.

**Construction.** The unit is housed in a black crackle 6" x 6" x 6" steel utility box



**Pictorial and schematic diagrams and parts list for the signal generator.**



- C1—50- $\mu$ fd. ceramic capacitor
- C2—365- $\mu$ fd. variable capacitor
- C3, C5, C7, C8—0.01- $\mu$ fd., 600-volt disc ceramic capacitor
- C4—0.25- $\mu$ fd., 400-volt paper capacitor
- C6—80-40  $\mu$ fd., 150-volt electrolytic capacitor
- J1—Open-circuit jack
- J2—Coaxial jack
- PL1—Pilot light
- R1—15,000-ohm, 1/2-watt resistor
- R2—500-ohm carbon potentiometer
- R3—75,000-ohm, 1/2-watt resistor
- R4—56,000-ohm, 1-watt resistor
- R5—2200-ohm, 2-watt resistor
- S1—S.p.s.t. switch
- S2—S.p.s.t. switch on R2
- SR1—65-ma. selenium rectifier
- T1—Modulation transformer, 4000-ohm secondary, 10,000-ohm center-tapped primary (Stancor A3812)
- T2—Power transformer, 125 volt @ 15 ma., 6.3 volt @ 0.6 amp. (Stancor PS8415)
- V1—Type 12AT7 tube



with a 4 3/4" x 5 1/2" steel shelf. The 12AT7 is mounted vertically under the chassis, and the coil socket is mounted on a right-angle bracket formed from a 1 3/4" x 2 1/2" piece of steel. If short leads are maintained in the coil (L1) and variable capacitor (C2) circuitry, you will find that there is nothing critical in the wiring.

The coil forms can be salvaged from defective octal tubes. Just make sure that the coil is wound on the diameter base specified. Break a tube in a paper bag with a sharp hammer blow. The base can then be cleaned out with a pair of cutters. A screwdriver will pick or scrape out the cement. Remove wires from the pins by heating the pins with a soldering iron. After the solder has melted, give the base a sharp rap and the hole in the pin will be clear of both wire and solder.

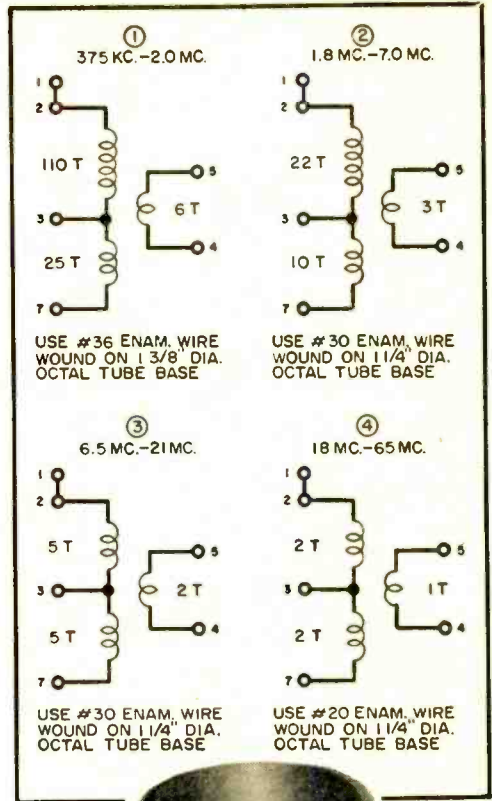
The post providing support between the rear chassis edge and cabinet and the post between the coil socket and cabinet are made up of standard 1" threaded metal spacers. They are fastened together by cutting the head off a screw and using the threaded portion to hold the two posts together.

**Calibration.** This poses a more interesting challenge than building the generator, but an accurate and reliable calibration can be worked out with a good communications receiver. An "all-wave" receiver of undetermined accuracy can be used if it has a short-wave coverage up to approximately 22 mc.

The calibration method to be described uses broadcast-band stations of known frequencies. These are made to beat against the generator fundamental and harmonics up through the highest frequency received by the receiver. The lowest frequency of the generator is around 375 kc.

Let's assume that there is a broadcasting station at 800 kc. in your locality, and that the receiver is tuned in to this station. Place the receiver antenna close to the generator output lead. If the low-frequency coil is plugged in the unit, and the generator is set to the lowest frequency (i.e., the variable plates of C2 are all in), as the generator is slowly rotated toward the higher frequencies a beat note or whistle will be heard.

As the dial is rotated, the beat note will first be noticed as a high-pitched whistle which decreases in frequency as the dial is rotated further. This continues until zero frequency difference is reached, known as "zero beat." As the dial is rotated still further, the frequency will again increase until it is inaudible. However, when we were "zero beat" with the broadcast station at 800 kc., it really meant that the generator



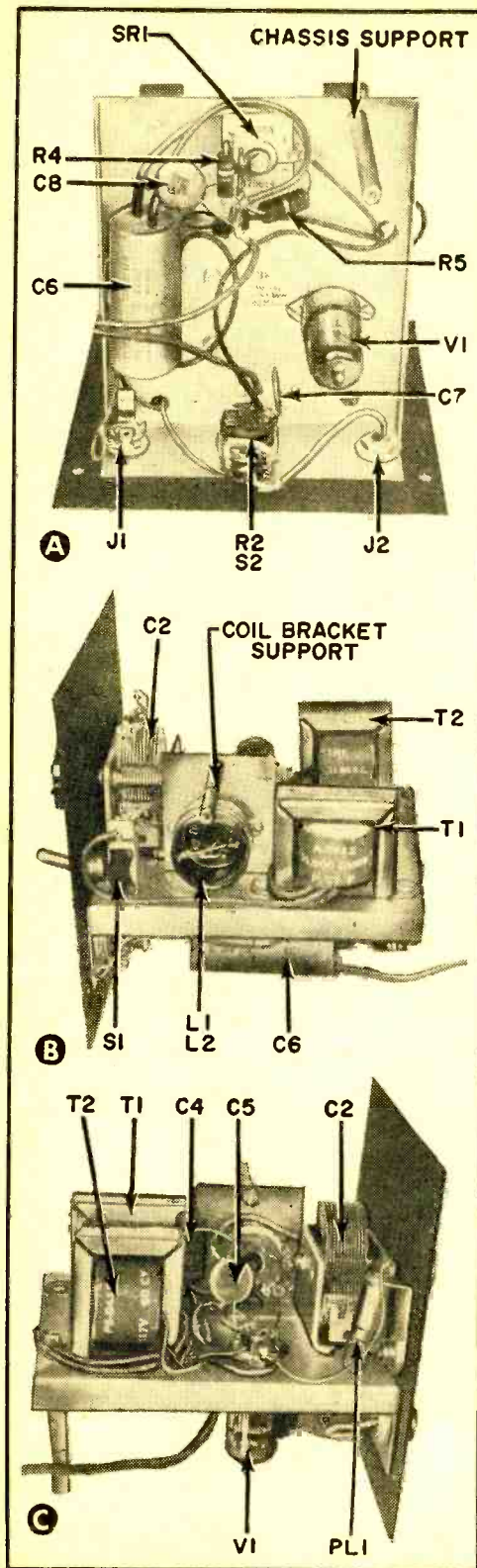
Four plug-in coils, such as the one shown here, cover the basic frequency range. Data for each coil is given in the box above. You can salvage the coil forms from defective octal tubes as described in the text.

### HOW IT WORKS

This signal generator utilizes a series-fed Hartley circuit, with stability being achieved through rigid mechanical construction. Oscillation occurs through feeding the signal appearing in the plate circuit back into the grid with the proper phase change.

The generator is plate-modulated through a small Stancor modulation transformer. This method is unusual in signal generator design but is capable of rendering a higher percentage of modulation, and so has the effect of giving a louder audio signal output when used during receiver alignment.

The primary of transformer T1 is connected as an audio oscillator in the same type of Hartley oscillator circuit as the r.f. oscillator. Audio output for test purposes is coupled from the secondary of T1 through capacitor C4 to block d.c. from the output test lead.



Three views of the "Economy" signal generator chassis show placement of the major components: (A) bottom view; (B) right side view; and (C) left side view. Layout is very critical.

was exactly set to 400 kc. Thus, the first calibration point has been obtained.

The generator frequency is increased until a carrier is heard, indicating that the generator is set at 800 kc. That point is then calibrated on the generator. Now, with the generator set at 400 kc., previously calibrated, the third and fourth harmonics of the generator can be picked up on the receiver at 1200 kc. and 1600 kc. They will be considerably weaker.

With these frequency points calibrated on the receiver, more calibrated points on the generator can be determined as follows: Set the receiver to the newly calibrated frequency of 1200 kc. on the dial. Continue increasing the generator frequency until a strong carrier (no whistle) is heard. This frequency will be 1200 kc. and is so calibrated on the generator dial. The receiver is then set to 1600 kc. and the generator adjusted until the new carrier is heard, which would be at 1600 kc. Thus, we have determined four frequencies with good accuracy.

With the generator at 1600 kc., scan the receiver frequencies starting at 1600 kc. for generator harmonic points. The first should be heard at 3.2 mc., then 4.8 mc., and a weaker one at 6.4 mc. Now set the receiver at the 6.4-mc. spot and double-check the lower generator frequencies. For example, as the generator frequency is increased, the next signal heard in the receiver will be when the generator is set at 3.2 mc. This point is calibrated on the generator dial, then the carrier at 6.4 mc. Such a boot-strap process can be repeated to the highest frequency covered by the receiver.\*

The generator frequencies beyond the highest frequency received by the short-wave receiver can be calibrated by means of an FM tuner. As generator harmonics will lie in the FM and TV band, the procedure described above can also be used to extend the calibration of the generator. -30-

\* Something to watch in calibrating by this method is that, since each calibration point is based on the previous calibration, extreme care must be used.

Also, feed as little signal from the generator into the receiver as possible to avoid the false responses that would result if the generator signal were too strong. Such responses are always weaker than the desired response and spaced twice the intermediate frequency away. For example, if a receiver has a 455-kc. i.f., the image response might appear 910 kc. higher or lower (only one or the other) than the stronger desired frequency.

The above statements are not meant to confuse but rather to serve as words of caution to enable the successful calibration of the generator. After the method is understood, calibration can be completed quite rapidly.




## Speaker Cabinet for Communications Receivers


You can make your own speaker cabinet if you have a communications receiver that does not have the speaker built in. In many cases there is some gain in performance if we borrow a page from the book of the hi-fi enthusiast.

Treat the speaker case as an infinite baffle. This will result in a marked reduction in the "boominess" of commercially built receivers. It is, of course, suited only for voice communications, not for music.

The cabinet is constructed of heavy wood



Inside view of speaker cabinet above shows use of rug cushion padding. At left is completed cabinet with grill constructed of small wood strips.



fastened with glue and countersunk nails. The grill is constructed from  $\frac{3}{16}$ " x  $\frac{3}{4}$ " wood strips. Dimensions of the cabinet are not critical and may be adjusted to suit the space available and the speaker you desire to use. The author's model uses a 6-inch speaker. The padding is rug cushion and should be added or removed until the optimum sound quality is achieved.

—Charles Welch

## Improving AM-FM Tuner Performance

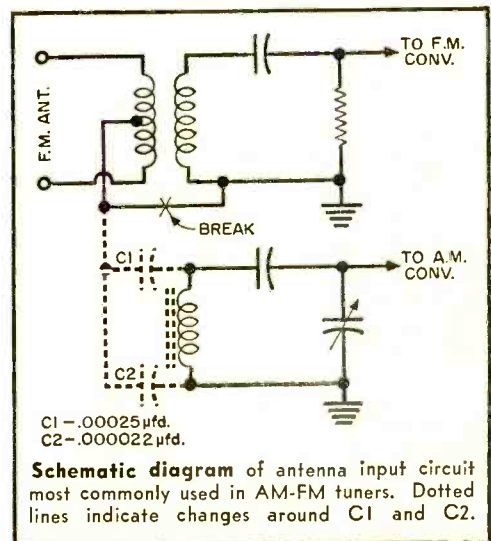
Many AM-FM tuners employ a ferrite Loopstick antenna for reception of the AM broadcast band, and an external folded-dipole antenna for the FM band. It is often difficult to obtain satisfactory reception with these tuners on the AM band due to the large amount of signal voltage required to drive the broadband AM stages. More often than not, an external antenna proves to be the only remedy.


The simplest method of adding an external antenna to this section of the tuner is to couple the AM and FM antenna input circuits together—making the FM dipole a common antenna. Shown in the schematic diagram is the antenna circuit most often used in AM-FM tuners. The dotted lines indicate the necessary modifications.

To make the change-over, remove the lead between the center-tap of the FM antenna coil primary and the ground side of the coil secondary. Connect one lead from each of the new capacitors ( $C_1$  and  $C_2$  in diagram) to the FM coil center tap. Connect the other side of each capacitor across the AM Loopstick as indicated.

These modifications will add consider-

ably to your tuner's AM reception, and no change in FM performance will result as long as you adhere to the optimum values given in the diagram. —Warren J. Smith





## Should You Have Your Head Examined?

By SHANE SMITH

**D**EFINITELY YES—and regularly, too! We're not jumping to conclusions about your personal noggin. But your phono pickup head can go crazy, too. Rough experience may have warped it. It may then refuse to adjust to its groove "environment" and noisily insist on having its own way. A firm hand (yours) can usually get it back in line. Here's some practical first aid for such "headaches."

In fuzzy phonographs, you can usually trace trouble right to the source: the record or the stylus. Nothing can be done about worn and noisy records, except to expound what an ounce of prevention is worth where care is the only cure. But for the stylus there are several handy remedies. Styli can suffer five kinds of infirmity: (1) old age; (2) disorientation; (3) overweight; (4) arthritis and (5) plain dirt.

**Old age** simply shows up as wear around the edges. Hard work in the groove gradually grinds down the youthful smoothness of your stylus until its face falls into sharp crags. The old stylus then takes savage revenge on the records that led it such a strenuous life by biting into them whenever they go for a spin and try to get another wiggle out the old jewel.

Of course, old age is always a fatal ailment. In this case, it is best diagnosed under the microscope, where the sharp lines in the formerly round stylus face show up clearly under sideways light. If you haven't


got a microscope, your hi-fi dealer has, and he'll gladly let you see for yourself (and without charge) the ravages of time.

Such inspection tells you when to replace the worn stylus. As a rule, sapphires last 40-50 playing hours. Diamonds keep up the whirl for about 1-2 years.

Yet if you have friends, relatives, children or dogs within reach of your phonograph, it's a good idea to check more often. Any one of them might have dropped the pickup on the turntable when you weren't looking, splitting a chunk right out of that precious point. You may never suspect this catastrophe until you look at your needle in the microscope and see something like an utterly abandoned quarry. Meanwhile, your records are reamed by a chisel edge. For this reason alone, a periodic peek is a good idea.

**Disorientation** in styli is a simple case of being off center and out of line. For instance, in the popular G.E. magnetic cartridge, the stylus must nestle exactly halfway between the two magnet poles so that equal swings to either side produce equivalent signals. Otherwise, one half of the sound wave "outshouts" the other—and your ears lose the argument.

Sometimes the metal piece holding the stylus is bent so far out of shape that the stylus hits the pole piece on a wide swing. The weird acoustic results of such miniature "crashes" occurring at the rate of thousands per second can give you a real—not at all metaphoric—headache. Plastic surgery quickly sets things aright: a gentle nudge on the delicate stylus suspension usually brings the stylus back into the center of the gap, where it belongs. It's always



**Most hi-fi shops** use a microscope to distinguish smooth stylus (left) from battle-scarred ruin (right). Check your stylus to protect your favorite records.



a good idea to remove the stylus assembly before this operation.

Just as important as lateral centering of the stylus in a G.E. type cartridge is its vertical alignment. By this we simply mean that the stylus must come straight down on the record; its center axis must be down-right plumb. If it leans over to one side, it will wear that side of the groove faster than the other and pick up an unsymmetrical signal. The fault of such vertical slanting may be in the tone arm or in the stylus suspension itself. In the latter case, remove the stylus, and gently correct the bend in the metal strip holding the jewel point. If the stylus is non-removable, this adjustment must be made at the factory. *Never* twist a stylus permanently attached to the pickup mechanism (e.g., in a moving coil pickup). This would certainly ruin the entire delicate assembly.

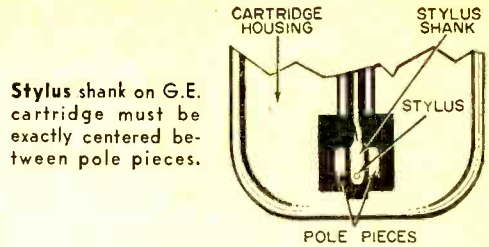
**Overweight** is a real killer. The time of life runs out fast on stylus and record alike if excess weight bears down on them. Of course, if you have a professional-type counterbalanced tone arm, you can quit worrying. Once adjusted, the pressure stays put.

Yet in spring-loaded tone arms, the spring gradually tires and pulls less strongly against the weight of the arm. The arm then rests more heavily on the stylus. But fortunately, most of these arms have a spring tension adjustment where a few turns of the screw make up for the gradual weakening of the spring. A quick check every few months with a stylus pressure gauge will let you keep the tone arm weight near its optimum. For most popular hi-fi cartridges, it should be 4-7 grams, while 2-3 grams suffice for professional pickups.

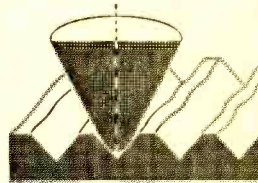
**Arthritis**, manifest in a certain stiffness of joints, comes naturally to aged pickups. After years of strenuous ups and downs and musical hi-jinx at every turn, the pickup loses its youthful springiness and can no longer follow the rapid dance of life in a record groove. The little plastic or rubber damping blocks that make stylus movement so easy and supple have hardened with time. No longer able to join the merriment of the fast musical vibrations, the old stylus leaves the accustomed furrow—and as it jumps out of the groove, you jump out of your chair. "Loss of compliance," says the expert after sage consultation.

Fortunately, the disease is rare. In most cases, the stylus itself will wear out before its moorings start to stiffen. And every time you replace the stylus, you automatically get a brand-new set of damping blocks. But if your record player jumps grooves and


(Continued on page 94)



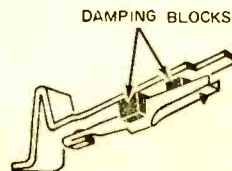
Stylus shank on G.E. cartridge must be exactly centered between pole pieces.



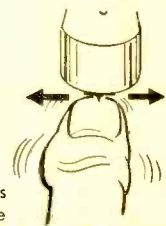
No slant on fidelity. Stylus must sit straight in groove. Check vertical axis.



Checking stylus pressure, the Scherr precision gage indicates exact readings on clearly legible dial. An extra hand marks the maximum weight and keeps its position on the dial after the measurement is completed. An automatic record of the stylus pressure is thus retained.

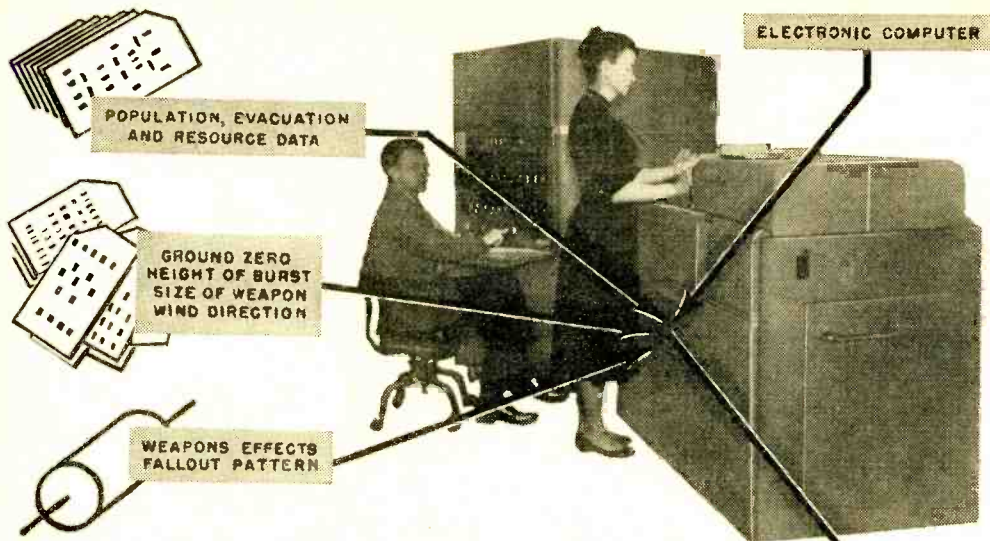


Compliance of damping blocks in stylus assembly (left) can be roughly checked by thumb-nail test shown at right.



### STYLUS REPLACEMENT CHART

Stylus	Playing Time	Replacement
Diamond	as many hours per day as desired	must inspect after 1 year; may not be worn
Sapphire	1 hour per day	after 40 days
Osmium	1 hour per day	after 18 days



## ATOMIC BOMB DAMAGE ASSESSMENT

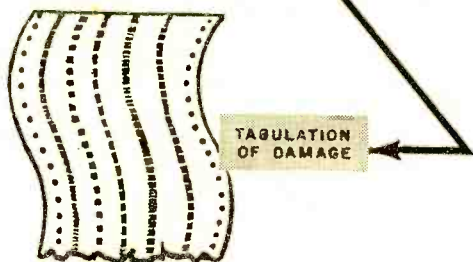
**E**LECTRONIC engineers in many countries have been busily designing intricate guidance devices to steer military missiles to their targets. But what happens when the missile gets there? This thought is far less pleasant than the idea of electronically guided flight. Yet it is now electronics' bitter task to measure the dreadful possibilities of atomic war—possibilities which electronics itself helped to create.

The Civil Defense Administration asked the Stanford Research Institute to design a computer able to tell quickly what would be left after an attack. This is necessary since nearly total devastation will hamper communication with stricken areas.

Stored in advance in the computer is punched-card information about: population numbers in major areas of the country; population densities; evacuation facilities; available doctors, hospitals, medical supplies, water, etc.; vulnerability factors, taking into account the terrain (hilly or flat) and the predominant type of housing structure; and similar information.

After the attack, the machine will receive magnetically recorded data as to whether the weapons were ground or air bursts, their location, size and type of detonated bombs and prior warning time for evacuation purposes. Wind velocity and direction are also noted so that casualties and damage from radioactive fallout can be assessed.

Let's assume that in an attack on San Francisco, two big megaton bombs and



four "small" bombs of 20 kilotons each are dropped. Let's assume also that they all miss the main target and, instead, fall on the surrounding towns of Piedmont, Alameda, Richmond, Presidio, Palo Alto, and the San Francisco airport. The computer could then quickly tell us that 231,000 people would die. This includes immediate casualties as well as slow deaths over a 60-day period.

To arrive at these figures, the computer would take into account that the FCDA station in San Jose with its supply of blood and antibiotics would remain relatively undamaged, and that enough doctors would survive to allow at least one physician for every 85 wounded. It would also tell that the Southern Pacific Railroad Yards in San Francisco were largely intact, but so radioactive that no one could go near them. The San Francisco International Airport would be a crater, the Oakland Airport under a layer of radioactive dust—but usable again after a few weeks.

In the event of war, this type of detailed damage assessment can be rapidly computed at a central station for every point of attack throughout the country, enabling our generals to plan the next move. —30—



**I**F YOU WANT an "electronic brain" around the house, the lamp control circuit described in this article may be for you. It can do a wide variety of things and is pretty foolproof in operation. Rather than attempt to dress it up, I have described it here in its most elementary form. Undoubtedly, better-looking arrangements can be perfected, or even different combinations tried out to achieve similar effects. But, at least, this is a starting place.

Pressing the push buttons during the day has no effect because in daylight *RL1* is pulled in and the control circuit is de-energized. Thus, the unit "knows" the lamp should not be turned on when the room is illuminated with daylight.

The "electronic brain" serves as a power failure indicator. Any failure of the power line during darkness



## Build This "Electronic Brain" To Control Living-Room Lights

By FRANK H. TOOKER

will unlatch the control circuit, and the lamp will turn on when the power comes on again. If you get up before daybreak and find the lamp turned on, your electric clocks may not be telling the truth—and you will do well to consult your radio to determine whether or not you will be late for work or school.

Bright flashes of lightning during the night may also trigger the latching circuit. This turns out to be quite an advantage. It's nice to find the living room illuminated when you have to go there half asleep to close the windows against an impending storm!

**Construction.** The "electronic brain" lamp control is built in a 3" x 4" x 5" aluminum box. The assembly is compact but not crowded, thanks to the use of three subassemblies.

Start with the subassembly of the flanged U-section of the box. Drill the holes for the two switches and the indicator lamp socket. Mount these parts temporarily in the box. Then make a little L-bracket to hold the socket for thermal delay relay *RL<sub>1</sub>*, and mount the socket on the bracket. Orient the socket so that the heater element (mica strip with wire wound on it) will be toward the front of the box. With the relay plugged into the socket, position the bracket on the inside of the box and locate the bracket

### "WHY I BUILT THE LAMP CONTROL . . ."

(1) It knows I want the lamp turned on when evening comes or if I close the window blinds.

(2) When the lamp is on, it knows that I will want it turned off when I retire—but not immediately, for I will need the light to find my way out of the living room. When I tell it to turn the lamp off, it stores this information, waits about 15 seconds, then extinguishes the light.

(3) It knows I may want to get up in the night and have the lamp on. If I do, I can convey this information to the "brain" and it will turn the lamp on for me.

(4) It knows I cannot see in the dark. Consequently, when it turns the lamp off, it turns on an indicator to tell me exactly where it is located in the room.

(5) It knows I can find it when daylight comes, so it turns the indicator off at daybreak.

(6) It also knows I can find it when the lamp is turned on, so it does not turn on the indicator at any time except at night when the lamp is off.

(7) When it has turned the lamp on as a result of a storm coming up, it remembers to turn the lamp off again when the storm has passed.

(8) It knows that daylight follows darkness, that darkness follows daylight, and that there is no need for the lamp to be turned on when the room is illuminated with daylight. It also knows that some people like to "diddle" with the controls of things like electronic brains—no matter how anyone may try to fool it by giving it commands to turn on the light at such times, it knows that these commands are not seriously meant, and it keeps the lamp turned off except when it is really needed.

## HOW IT WORKS

The daylight-or-darkness detector is the selenium photocell, *SP1*. When daylight falls on *SP1*, a small direct current is generated and transistor *TR1* is biased in the forward or conducting direction. *TR1* and *TR2* are directly coupled, so that as long as sufficient daylight falls on *SP1*, relay *RL1* remains pulled in and the lamp control circuit is de-energized. When darkness approaches, the armature of *RL1* drops out and *RL3* closes to apply power to the receptacle, *SO1*. The living-room lamp is plugged into *SO1*.

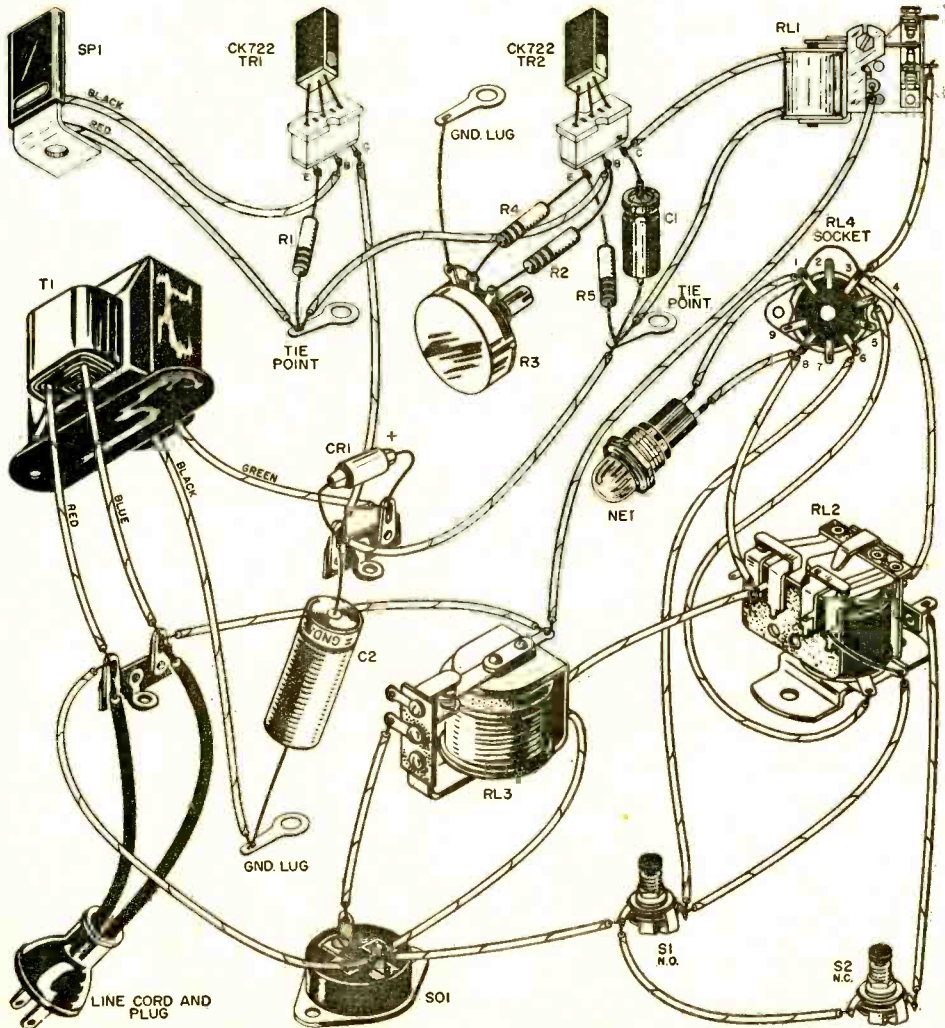
To turn the lamp off, press *S1*. This applies power to the coil of *RL2* and the heater of *RL4*. *RL2* pulls in immediately and latches closed through its contact (a). The operation of *RL2* opens contact b, but current continues to flow to the coil of *RL3* through the normally closed contacts of *RL4*, and the lamp remains on for 15 seconds. At the end of this interval,

*RL4* opens, *RL3* is de-energized, and the lamp is extinguished.

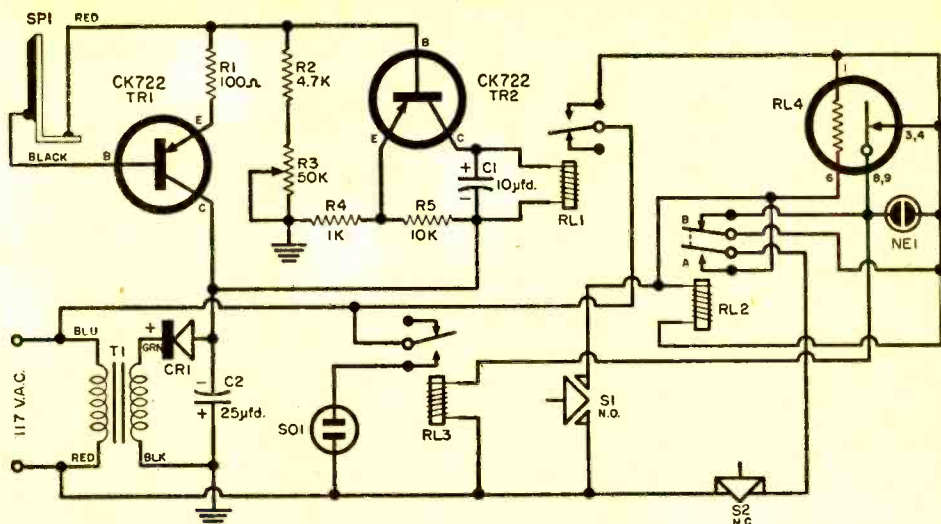
When *RL4* opens, a small current is applied to the neon lamp, *NE1*, through the coil of *RL3*. This current is sufficient to fire the neon bulb but much too small to operate *RL3*. To turn the lamp on again, press *S2* to unlatch *RL2* and *RL4*, and apply current to the coil of *RL3*. The indicator, *NE1*, is simultaneously extinguished because the closing of contact b short-circuits the neon lamp.

When daylight comes, *SP1* begins to generate and operates *RL1*. This de-energizes the lamp-control circuit and unlatches *RL2* and *RL4*. Thus, at daybreak, the unit readies itself to turn on the lamp automatically again when darkness follows. If the room is temporarily darkened, *RL1* drops out and turns on lamp. When sky becomes brighter, *RL1* pulls in, *RL3* is de-energized, and the lamp is extinguished.

The diagrams below and at right show you how to wire together the lamp control's components. As the filament transformer shown in the pictorial and in the photo of the underside of the chassis plate (on page 72) is quite bulky and can supply considerably more current than the transistor amplifier requires, the miniaturized unit listed in the parts list is recommended for use instead, and the transformer leads in both of the diagrams have been color-coded accordingly.







- C1—10- $\mu$ fd., 15-volt miniature electrolytic capacitor  
 C2—25- $\mu$ fd., 25-volt electrolytic capacitor  
 CR1—Type 1N66 or 1N34 diode  
 NE1—Type NE-51 neon lamp in Dialco 937 socket assembly (built-in 56,000-ohm resistor)  
 R1—100-ohm,  $\frac{1}{2}$ -watt resistor  
 R2—4700-ohm,  $\frac{1}{2}$ -watt resistor  
 R3—50,000-ohm potentiometer  
 R4—1000-ohm,  $\frac{1}{2}$ -watt resistor  
 R5—10,000-ohm,  $\frac{1}{2}$ -watt resistor  
 RL1—Sensitive relay, 8000-ohm coil (Sigma 4F-8000-S/SIL)  
 RL2—117-volt a.c. relay, d.p.d.t. contacts (Advance MG/2C/115VA)  
 RL3—117-volt a.c. relay, s.p.d.t. contacts (Advance MG/1C/115VA)  
 RL4—Miniature thermal delay relay, 15-second delay, normally closed contacts, and 117-

- volt a.c. heater element (Amperite 115C15T)  
 S1—S.p.s.t. push-button switch, normally open contacts, black button (Switchcraft 201)  
 S2—S.p.s.t. push-button switch, normally closed contacts, red button (Switchcraft 102)  
 SO1—Chassis-type outlet receptacle  
 SP1—Selenium photocell (International Rectifier B2M)  
 T1—Step-down transformer (Argonne AR-100 transistor transformer)  
 TR1, TR2—Type CK722 transistor (Raytheon)  
 1—3" x 4" x 5" aluminum box  
 2—Transistor sockets  
 1—9-pin miniature tube socket (for RL4)  
 1—Power cord and plug  
 Misc. hardware, tie points, rubber grommets, flat and extruded fiber washers, scrap aluminum sheet for chassis plate and thermal relay bracket, wire, solder, etc.

mounting-screw holes on the front panel.

On the front of the box, locate holes for the outlet receptacle *SO1* and the power cord grommet. Locate and drill the mounting screw hole for the photocell, *SP1*, at the rear center of the top of the box. This hole should space the sensitive surface of the cell about  $\frac{5}{16}$ " away from the back of the box. The bracket on the cell is internally connected to the red lead and must be insulated from the metal box. Then drill a  $\frac{5}{8}$ "-diameter hole in the back of the box where it will be directly in front of the sensitive surface of the photocell. The purpose of this opening is to admit light to the photocell.

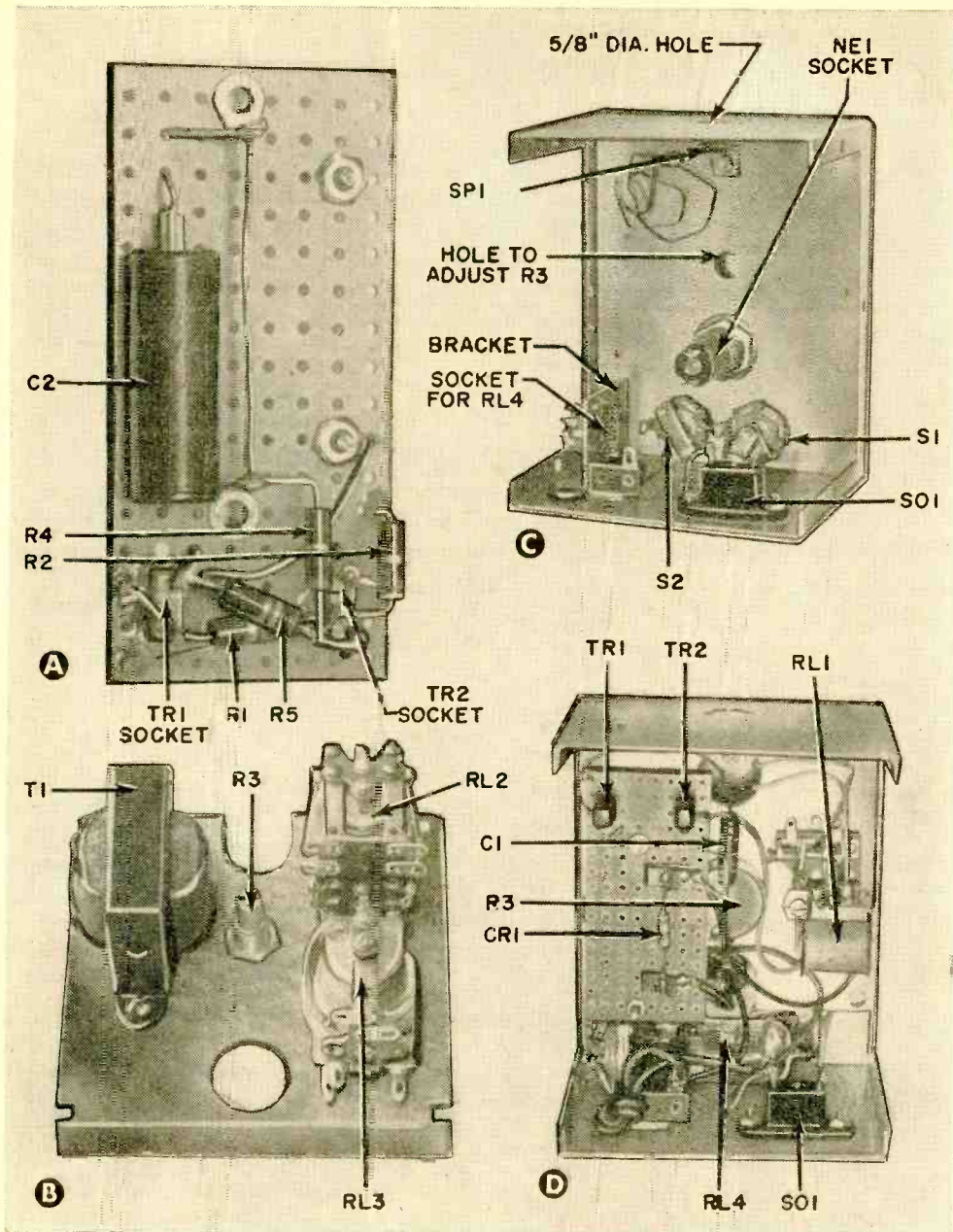
The chassis plate holds the remainder of the parts. Make it to the approximate size and shape shown in (B), p. 72. Two holes drilled through a  $\frac{1}{2}$ " lip and mating holes in the back of the box pass a pair of 6-32 screws to mount this chassis plate.

Relays *RL2* and *RL3* mount on the transformer side of the chassis plate. Relay *RL1*, control potentiometer *R3*, and the little sub-

assembly holding the transistor amplifier mount on the available side of the plate. After *R3* has been mounted, drill a  $\frac{3}{8}$ "-diameter hole in the top of the box where it will be directly opposite the slotted shaft of *R3*. A screwdriver will be inserted through this opening to perform the sensitivity adjustment. Wire each subassembly separately, insofar as is possible. Then assemble the unit and complete the wiring.

**Adjustment.** Locate the unit on a table near the lamp it is to control, with the hole in front of the photocell pointed toward a window. Make sure the light from the lamp will not shine on or toward the photocell opening. Now place your hand over the opening to shut out the light from the window, and rotate the slotted shaft of *R3* until the lamp lights. Remove your hand from the opening, and the lamp should go off.

Leave the unit set until the time of evening when the room is darkened to the point where you would want the lamp on. If the lamp does not go on of its own accord at this time, adjust *R3*, very slowly and



Use of subassemblies in the "electronic brain" lamp control makes for a compact but uncrowded unit. Shown above are: (A) underside of subchassis holding transistor amplifier; (B) underside of chassis plate; (C) box subassembly; and (D) underside of completed device.

carefully, until it does. Then press the black push button; a light click should be heard, followed about 15 seconds later by another click and the extinguishing of the lamp. Simultaneously, the neon indicator should come on. When you press the red button, the indicator should go off and the lamp should come on.

It is unnecessary to locate the lamp control close to a window. The author's unit is located three feet away and never fails to operate.

**Possible Troubles.** *RL1* should pull in and drop out smoothly, no matter how slowly the light intensity changes. If the relay

*(Continued on page 108)*



# T S F Unit — Transistorized Slave Flash




By R. L. WINKLEPLECK

“MULTIPLE FLASH” is a challenging expression to most amateur photographers. Every serious amateur knows that 99  $\frac{4}{100}$  % of the flash pictures he takes would be improved by using two or more flash bulbs for illumination. Books have been written expounding the theme of providing fill-in light. Nevertheless, most of us go right ahead using one bulb and getting the harsh, unflattering effect that is associated with flash.

It's a little hard to explain why multiple flash is generally ignored. Probably it's a case of following the course of least resistance. Extension flash is a nuisance with the long, trailing cords from the camera to each light. The “slave flash” is the answer to this entire problem, but most commercial slave units generally consist of a photoelectric cell, a vacuum-tube amplifier and relay to flash the remote bulb. They do eliminate the long cord from the camera to the remote flash, but the outfits are somewhat bulky and expensive.

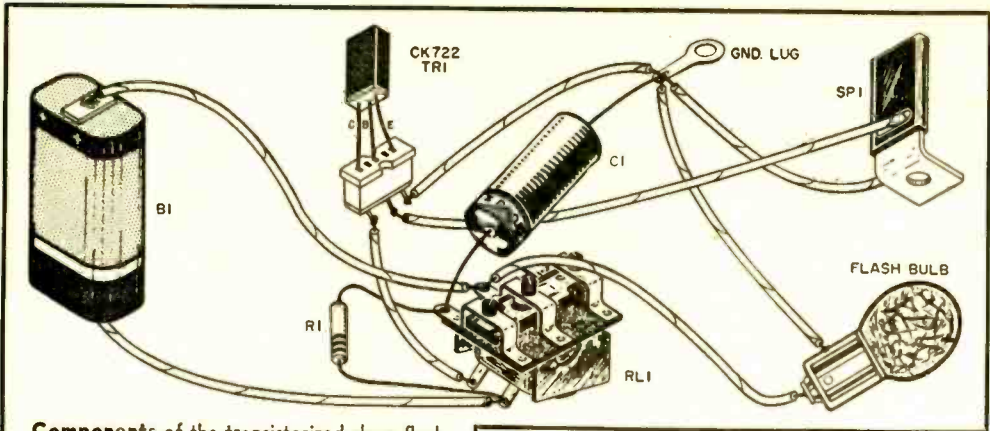
Inexpensive transistors open up interesting possibilities in this field. The tiny transistor can do the amplifying job which formerly required a vacuum tube. Even more important, it can be operated from a small hearing-aid battery. The long exten-

**Improve your flash photos with this compact, low-cost, easy-to-handle unit**

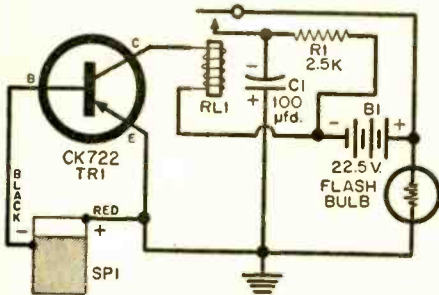


**Inside** the slave unit. Sun Battery is mounted behind opening in box, and special miniaturized relay is at the right.

sion cords are eliminated entirely. Couple the transistor with an equally small, self-generating, selenium Sun Battery and a miniature relay, and you have a very small, light, highly portable unit with no trailing cords. Clip it to or hang it on anything handy at the spot where you want the sup-



Components of the transistorized slave flash should be physically interconnected as shown in the pictorial diagram above; schematic diagram and parts list are given below.



- B1—22½-volt hearing-aid battery
- C1—100-µfd., 25-volt electrolytic capacitor
- R1—2500-ohm, ½-watt resistor
- RL1—Relay (Advance Type SO with 10,000-ohm coil)
- SPI—Sun Battery (International Rectifier Corp. Type B2M)
- TR1—Type CK722 transistor

plementary light to originate, and you're ready to shoot.

**Assembly.** This very simple transistorized BC slave flash circuit is cheap and easy to assemble. The photocell can be salvaged from an old exposure meter or it can be the inexpensive Sun Battery now on the market. The relay may be purchased cheaply from surplus stocks or it may be a new unit especially selected for small size. All new parts can be used for a total cost of \$8, exclusive of flash socket and reflector.

If the components are carefully selected for small size, everything can be easily assembled in a small aluminum box. The unit shown was built into a 5¼" x 3" x 2½" Mini-box cut down to 2½" x 3" x 1¼". The Sun Battery is mounted inside the box behind an opening the size and shape of the sensitive surface. The socket-reflector assembly is rigidly mounted; although the Sun Battery must face the camera flash, you can clip the slave unit in place either right side up

or inverted, depending upon whether it's to the right or left of the camera.

The transistor can be soldered directly into the circuit using a pair of thin-nose pliers between the transistor body and the soldering gun to drain away the heat. Hearing-aid battery (B1) can also be soldered in place, but a mounting clip is inexpensive and permits quick, easy replacement. Be sure to mark the clip with the correct battery polarity.

**Relay Adjustment.** Some relay adjustment is required. When construction is completed, short the flash socket with a wire and connect a voltmeter across the relay contacts. With the contacts open, a voltage reading will be noted. Adjust the gap between relay contacts to the minimum which will remain open when the unit is shaken.

Now expose the Sun Battery to the maximum light intensity it will encounter under normal operating conditions. If the relay contacts are still open, gradually reduce armature spring tension until the contacts close as shown by disappearance of a reading on the voltmeter. Tighten the spring very slightly until the contacts open.

At this setting, ordinary room lights should never flash a bulb accidentally, but  
(Continued on page 110)

### HOW IT WORKS

This circuit is designed so that the flash bulb is, in effect, the switch which turns the unit off and on. Until a live flash bulb is placed in the socket, the battery is completely isolated from both the amplifying and flashing portions of the circuit. Placing the flash bulb in its socket charges C1 with current flowing from the battery through the bulb and resistor, but the rate of current flow is insufficient to flash the bulb. When light from the flash on the camera strikes SPI, it generates a small d.c. voltage which permits current to flow through the base-emitter circuit of transistor TR1. This current flow, in turn, permits a collector current flow, amplified 10 to 12 times, which is sufficient to operate relay RL1 dependably. When the relay contacts are closed, the capacitor is discharged instantaneously into the bulb, causing it to flash.



# Install Your Own **LOUDNESS CONTROL**

**Low-cost unit lets amplifier  
sound "hi-fi" at low volume**

**O**UR EARS often play tricks with frequency response—particularly at low listening levels. They seem to hear middle frequencies better than they do bass tones or—to a lesser extent—very high pitched tones. Therefore, some tonal compensation is needed to restore an over-all balance to music reproduced by a sound system. As was pointed out in our December, 1956, issue, a loudness control provides this compensation automatically, and makes it possible to enjoy wide-range reproduction at relatively low listening levels.


Amplifiers not equipped with such a control can be fitted with one quite readily. A loudness control in kit form—Model 02-200 "Compentrol"—is made by the Centralab Company of Milwaukee, Wisconsin. Included in the kit are all the parts needed for assembling one's own loudness control (see photo at right). This kit costs \$4.75 and is carried by most electronic parts dealers.

The loudness control replaces the regular volume control. Before making the change, however, determine whether or not the regular volume control also serves as the power "on-off" switch. If it does, you will need one more part—Centralab "Fastatch" switch, Model KB-1, which costs an additional 50 cents. If your power "on-off" switch is separate and not part of your volume control, KB-1 will not be required.

**Making the Change.** Exact wiring and assembly instructions are furnished with the kit. Here are a few hints for assuring best results. For example, when you disconnect the old volume control, the leads wired to it should be left in their same relative positions, or labeled to facilitate reconnecting them to their proper terminals on the Compentrol.

Note also that three printed-circuit plates are supplied. One provides bass compensation and is the mainstay of the loudness control. The other two (PC-60 and PC-61) provide varying amounts of treble boost and

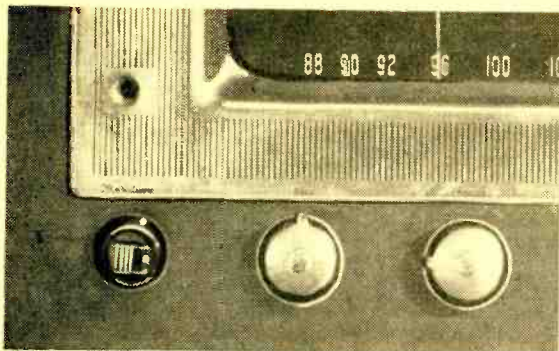
By **LEONARD FELDMAN**



Parts supplied in kit are assembled to form loudness control, which replaces conventional volume control.

you should use the one that best suits your tastes and needs. If your system has always been somewhat deficient in highs, try PC-61; this unit provides more treble boost than PC-60 does. On the other hand, if you have a multiple speaker system with separate tweeter, you're more apt to find that PC-60 is just right for your system (less treble correction). Another thing—you can always clip one of these two printed-circuit plates out and substitute the other—or a simple direct wire if you feel you need no treble correction.

The shafts supplied with the kit are oversized, to permit trimming them down to any



**Dual** concentric knobs at far left symbolize newly installed loudness control. White dots on knobs help recall positions.

required length for neat and proper mounting. A simple hacksaw will cut these shafts effectively.


**Control Knobs.** The Compentrol is a dual control and requires two concentrically fitted knobs. These are supplied with the kit. If you find that their appearance conflicts with other knobs on your equipment, you may be able to get a set of dual knobs that match the other knobs. Another alternative is to get an entirely new set of knobs for all controls on your set. Most parts jobbers stock a wide variety of control knobs for you to choose from. In any case, the audible improvement in the system's sound will far outweigh any "knob problems."

**Using the Control.** Probably the nicest thing about the loudness control is that you can set it up to suit your own personal listening tastes. As a rule, once set up, it needs no further adjustment and can then be used as if it were a volume control. It is important, therefore, to make the following adjustments exactly as outlined.

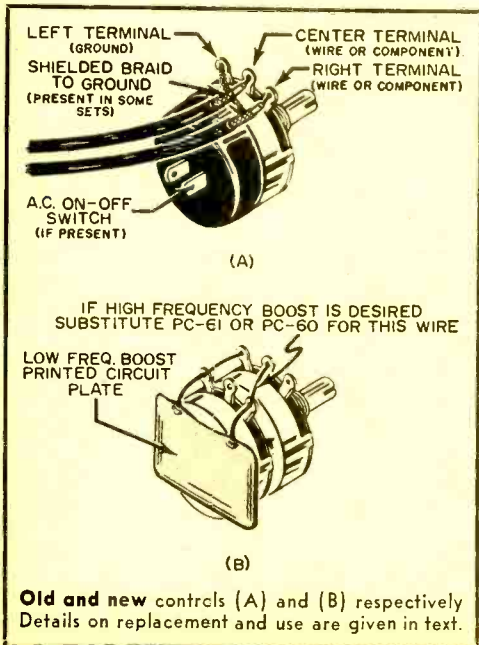
Turn the small knob fully clockwise. With music (preferably full orchestra) as the program source, gradually turn the rear (larger) knob clockwise until what you hear is as loud as you would ever want it to be. Now, to lower the volume to more reasonable "living-room" proportions, use only the forward (small) knob which—from now on—is the only knob with which you need be concerned.

If, for some reason, you should want to cancel the compensating effects of the loudness control even at low volume settings (as, for example, when listening to a speaking voice or a normally soft solo instrument), simply turn the forward knob fully clockwise and work with the rear knob as your level control. When this is done, no compensation is afforded, and conventional volume control action is restored.

It will probably take you a while to get ideal settings of the two knobs to suit all listening conditions. The dots on the knobs are for convenience in noting what optimum settings you finally arrive at for different types of program material. You may want to make a list of these settings, as for example: "Symphony Orchestra, rear knob 3 o'clock, forward knob 12 o'clock," etc. With a little patience, this new control can provide a flexible means of bringing you closer to the hi-fi goal of lifelike reproduction of music in your home.



**Mounting** the control behind the front panel takes little time and effort. Control shafts may be cut to any desired length for neat, correct fit.





# Transistor Topics

By LOU GARNER

WITH NO FILAMENT to burn out or elements to shake loose, the transistor is one of the most reliable of components. As *reliability* must be the key word in the design of military equipment, the U. S. Armed Forces have been extremely interested in the possibilities of this semiconductor amplifier since it was first announced by Bell Telephone Laboratories. Latest news is the adoption of a new policy by the Army . . . to use transistors wherever possible in all receivers and low-power transmitters operating up to 70 mc. and designed for combat areas.

And now this important word, *reliability*, is entering into the design of commercial equipment. From Philco comes word that its all-transistor radio will carry a *five-year guarantee*. During this period, the radio can be returned for free factory repairs. What's more, the guarantee applies to *the battery as well for the first year!* This unusually long guarantee is made feasible by the life expectancy of transistors, as well as by the use of high-quality components and rugged printed-circuit wiring panels.

**Readers' Circuit.** We have been receiving a number of cards and letters which say . . . in essence . . . "don't forget

us—the hi-fi and audio fans." So this month we are featuring a circuit for a transistorized audio preamplifier and mixer. Submitted by reader Frank W. Schrader of 18 Carey Ave., Butler, N. J., this circuit uses three Raytheon transistors as resistance-capacity-coupled audio amplifiers.

As shown in the diagram (Fig. 1), two separate channels are provided. The high-gain channel (*tape input*) uses a two-stage amplifier; the low-gain channel (*mike input*) uses a single stage. Separate gain controls are provided for each channel ( $R1$  and  $R2$ ), and the amplified output signals are combined through isolating resistors  $R12$  and  $R13$ .

In operation, base bias current for  $TR1$  is supplied through  $R3$ , with  $R5$  serving as the collector load. An unbypassed emitter resistor,  $R4$ , introduces degeneration to stabilize circuit operation. The second stage in the high-gain channel is essentially a duplicate of the first, with base bias supplied through  $R6$ , and  $R11$  acting as the collector load;  $R7$  provides the degeneration. The low-gain channel amplifier,  $TR3$ , is similar to the other stages.

Large-value electrolytic capacitors,  $C1$ ,  $C2$ , and  $C3$ , are used to insure adequate

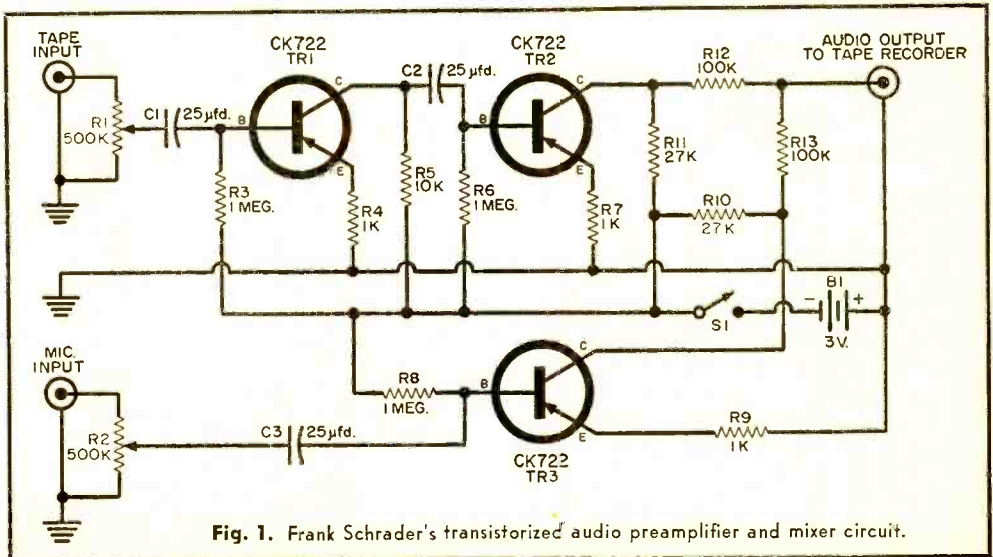


Fig. 1. Frank Schrader's transistorized audio preamplifier and mixer circuit.

low-frequency response. Operating power is supplied by a 3-volt battery, *B1*, made up by connecting two penlite cells in series. Frank used miniature controls (Lafayette No. VC-18) for *R1* and *R2* in his model, but standard volume controls having an audio taper may be employed if space is not a problem.

You may want to make a few experimental circuit modifications. Frank suggests experimenting with the final values of base bias resistors *R3*, *R6* and *R8* to obtain the best compromise between over-all gain and signal distortion. While the values specified should be adequate in most cases, best results will be obtained if these resistors are chosen to match the individual transistors used. The final values should fall between 100,000 ohms and 2 megohms.

Finally, if the tape recorder, p.a. system, audio amplifier, or other instrument you

use with the preamp does *not* have a d.c. blocking capacitor in its input circuit, you may want to provide one. Simply connect a 0.5- $\mu$ fd., 200-volt tubular capacitor between the juncture of *R12* and *R13* and the "hot" terminal of the output jack, in place of the direct connection shown.

Frank is a tape recording enthusiast. He has mounted an extra recording head on his tape recorder just in front of the existing head. He uses this as a pickup, feeding the signal into the "high-gain" (*tape input*) channel of the preamp. Here it is combined with a signal from a microphone fed into the "low-gain" (*mike input*) channel. The combined output signal is then fed into the input jack of the tape recorder itself, where it is re-recorded by the regular recording head.

This technique enables him to make multiple recordings with a single tape recorder. According to Frank, it's a cinch to sing a quartet with yourself if you re-record the tape an appropriate number of times, adding a new "voice" each time.

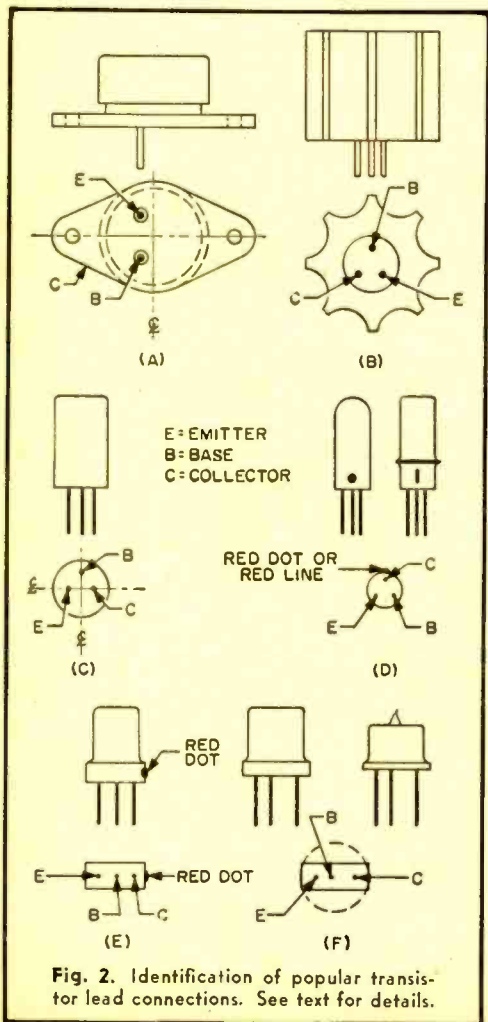
But you'll find many applications for the preamp-mixer even if tape recording is not your pet passion . . . you can use it to combine signals from two musical instruments, from a radio tuner and a microphone, or from phonograph pickup and microphone . . . in fact, wherever there are two audio signals you would like to combine.

**Transistor Lead Connections.** A popular and often-asked question concerns the identification of transistor lead connections. The connections for most common types are shown in Fig. 2, together with typical transistor body outlines. This sketch is *not to scale*. All lead connections are shown from the bottom of the transistor.

"High power" transistor connections are shown in Figs. 2(A) and 2(B). The arrangement used for CBS-Hytron's Types 2N155, 2N156, 2N255 and 2N256, as well as many similar types of other manufacturers, is given in Fig. 2(A). Note that the metal body or shell of the transistor serves as the collector terminal. A separate lead is provided for the collector electrode in power transistors with the pin arrangement shown in Fig. 2(B), but the collector is still connected internally to the metal shell. Typical units using this arrangement are Sylvania Types 2N68, 2N95, 2N101, and 2N143. *Note that two of the pins are closer together*; this provides the necessary "clue" to lead identification.

The arrangement shown in Fig. 2(C) is used in RCA Types 2N215, 2N217 and 2N269, among others. Leads are arranged

(Continued on page 115)





# Transtopic Experiment No.

# 17

## "Musical Light" Magic Toy

**T**HIS is another in the series of transistor experiments that started in the March, 1956, issue. Reprints of the earlier experiments are available from Lafayette Radio, 165-08 Liberty Ave., Jamaica 33, N. Y. The last published experiment appeared in the March, 1957, issue on page 83.

As you move your hands over the "musical light" toy, making "magical passes," various tones and sounds emanate from the loud-speaker, changing with each movement of your hands. These movements are for stage effect only . . . for the actual position of the hands has little or no effect on the operation of the device. It is the shadow cast by the hands on a photocell that varies the tones.

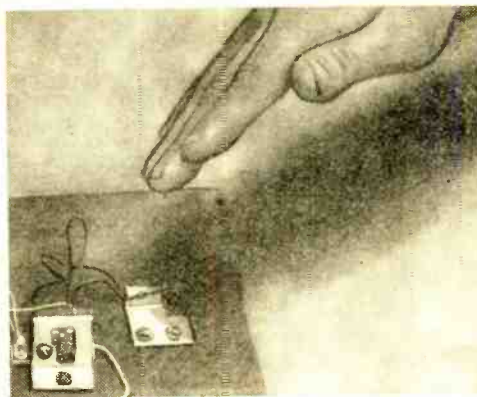
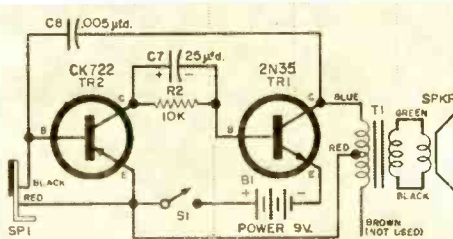

The circuit is a standard two-transistor direct-coupled audio oscillator. The B2M Sun Battery (*SP1*) is substituted for the base resistor of transistor *TR2*. As the light intensity falling on *SP1* is changed, the base resistance and the base bias current both change, shifting the operating frequency of the circuit.

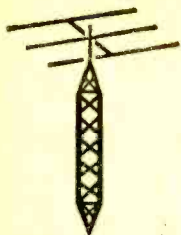
With the wiring completed and checked, and the transistors installed, close switch *S1* and allow a moderate amount of light to fall on *SP1*. Pass your hand over *SP1* so that more or less shadow falls on the sensitive surface of this unit, and listen for the changes in audio tone. With practice, you may even be able to play tunes!

One precaution: *too much* or *too little* light may result in improper operation. Don't try to use the instrument in a completely darkened room . . . nor in bright sunlight. For the most mysterious effects, you can assemble the circuit in a closed box, with the photocell mounted in the top and more or less hidden from view.

Have fun! And don't tell the "secret" of operation to your friends. Let them marvel at your ingenuity.

—Louis E. Garner, Jr.





# THE TRANSMITTING TOWER

Herb S. Brier, W9EGQ

APPEARANCE of a new transmitter or a transmitter kit on the market always interests Novices and Generals alike. The most recent one is the Heathkit DX-20, which replaces the famous Heathkit AT1. The DX-20 has been assembled and tested for a report to the readers of the *Transmitting Tower*. You will get a good idea of what it looks like when assembled from the photographs below.

Technically speaking, the DX-20 is a crystal-controlled, 50-watt, bandswitching transmitter covering the amateur bands between 3.5 and 29.7. (This coverage includes the Novice 3.7-, 7.15-, and 21.15-mc. assignments.) It is housed in a handsome 13½" x 8½" x 7" grey cabinet and weighs 16 pounds.

Circuitwise, the DX-20 employs a 6CL6 crystal oscillator/frequency multiplier to drive a 6DQ6A, capable of feeding power into many different antennas via a *pi*-network output circuit. Band changing is automatic through a rotary switch which selects appropriate taps on the air-wound oscillator and amplifier coils. A built-in milliammeter measures the 6DQ6A plate and grid currents to facilitate tuning. An internal power supply, utilizing a 5U4GB rectifier and choke-input filter, delivers 500 volts, d.c., at 125 ma.

Eighty-meter crystals are normally used


for 80-meter output from the DX-20 and may be used for 40- and 20-meter output. Forty-meter crystals are used for output on 40 through 10 meters. Access to the crystal socket, which is mounted inside the transmitter, is through an opening in the left side of the cabinet. A knob serves as the handle to the cover of this opening—the function of which has puzzled many who have seen pictures of the unit.

For the information of General Class operators, the output of any standard VFO tuning 160 meters or 80 meters and 40 meters, and equipped with its own power supply, can be plugged into the crystal socket of the DX-20 for VFO control. Crystal control is mandatory for Novice operators.

**Assembling the DX-20.** Putting the DX-20 together should not be difficult for anyone who will carefully follow the step-by-step assembly instructions in the complete instruction manual furnished with the kit. All parts, except key, crystals, and antenna are furnished, and all holes are drilled. This reduces essential tools to pliers, two screwdrivers, a knife for removing insulation from wire, small-tipped soldering iron or soldering gun, and a small quantity of rosin-core solder.

Ten days of spare-time work is not too  
(Continued on page 119)

External and internal views of the Heathkit DX-20 which was assembled by the author.





## HELP US OBTAIN OUR HAM LICENSES

In this section of the Transmitting Tower, the names of prospective amateurs requesting help and encouragement in obtaining their licenses are listed. To have your name listed, write to Herb S. Brier, W9EGQ, c/o POPULAR ELECTRONICS, 366 Madison Ave., New York 17, N. Y. Please print your name and address clearly. Names are grouped geographically by amateur call areas.

### K1/W1 CALL AREA

Russell Studer, 82 Wainwright Circle W., So. Portland, Maine. (Code and theory)

John Krzewicki (15), 1028 Walnut St., Newtown Highlands 61, Mass. Phone: BI 4-6762. (Code and theory)

James Falcon, 50 Jay St., Rumford, R.I. Phone: GE 4-2238. (Theory)

Ray Archambault (13), Ingleside Ave., Worcester 4, Mass. (Code)

### K2/W2 CALL AREA

Ernest Tischetti (14), 208-12 St., Brooklyn 15, N. Y. Phone: ST 8-6351. (Code)

Russell Walker (14), 35 Sleepy Hollow Dr., Packanack Lake, N. J. Phone: MOUNTAIN VIEW 8-3317M.

Ronald Stanczyk (13), 264 Forest Rd., Palsade, N. J. Phone: WH 3-6152. (Code and theory)

William Jewtraw Jr. (16), 51-53 71st St., Woodside 77, N. Y.

Richard L. Abbott, 952 Downing Rd., Valley Stream, N. Y. (Code and theory)

Bobby Weinfeld, 1013 Bryant Ave., Bronx 59, N. Y. (Code and theory)

Michael S. Zak, 9 Brighton 10 Path, Brooklyn 35, N. Y.

John Lewis, 24 Caroline Ave., Elmont, N. Y. (Theory and selection of equipment)

Jimmy Volinsky, 1210 Elder Ave., Bronx 72, N. Y. Phone: TI 2-2874. (Code and theory)

### K3/W3 CALL AREA

Jackie Foote, 329 Massasoit St., Lester 13, Pa. (Code and theory)

Thomas F. Nolan (14), 360 Lakeside Dr., Levittown, Pa. Phone: WINDSOR 6-4651. (Code and theory)

Ed Price, 710 Grant Rd., Folcroft, Pa. (Code and theory)

Thomas Howell, Petersburg, Pa. (Code and theory)

Henry A. Tumpa, 30 Richard St., Coraopolis, Pa. (Code and theory)

### K4/W4 CALL AREA

Larry Segrest, 1258 Pine Hills Rd., Orlando, Fla. (Theory)

Bobby Mills, 1261 Pine Hills Rd., Orlando, Fla. (Theory)

John Daniels, 325 Shepherd St., Raleigh, N. C. (Code and theory)

Donald Murray, 1780 N.E. 146th St., North Miami, Fla. Phone: 6-7725.

John Abramson, 7005 Fairfax Dr., Arlington 13, Va. Phone: JE 2-1145.

Roy L. Eger, Route 1, Box 291-M, Leesburg, Fla.

Edsel Williams (13), 4 Maryland Ave., Greenville, S. C. Phone: 3-1553. (Code and theory)

### K5/W5 CALL AREA

Edward Mikulencak, Box 304, Moulton, Texas. (Code)

Richie Hoff, 2828 N.W. 44th St., Oklahoma City, Okla.

William N. Thomas, Star Rt. 2, Box 31, Anahuac, Texas. (Code and theory)

Sanford Hutson (14), 2004 South Prairie, Stuttgart, Ark. Phone: WA 2-6293. (Code and selection of equipment)

James McWain, 517 W. Prairie St., Arlington, Texas.

Andrew L. Phillips, Star Route, Morton, Miss. (Code and theory)

### K6/W6 CALL AREA

Samuel Martin Bledsoe, P.O. Box 261, Dinuba, Calif.

Steven Holzman (11½), 503 N. Arden Blvd., Los Angeles 4, Calif. (Code and theory)

Jerry Ziliak (15), 5506 W. 115 St., Los Angeles 45, Calif. (Code)

Law Christy, 1336 Poplar St., San Bernardino, Calif. (Code, theory and selection of equipment)

Gary Andersen (14), 936 Anza Dr., Pedro Valley, Calif. (Code and theory)

### K7/W7 CALL AREA

Stephen Owen, 2405 E. Lincoln Way, Cheyenne, Wyo. (Code and theory)

E. L. Wilson, 505 N. 41st St., Phoenix, Arizona. (Code and General theory)

Bob Schmieder, 6012 N. Second Ave., Phoenix, Arizona. Phone: CR 7-0357.

Mike Irwin, 312 Park St., Grangeville, Idaho. (Code and theory)

Jon Haterius, 200 Beacon Dr., Eugene, Ore.

### K8/W8 CALL AREA

Lyle Rogers (14), 1115 Hawk St., Toledo, Ohio. Phone: LA 2972.

Ralph Wittman Jr. (14), 1044 Hawk St., Toledo, Ohio. Phone: KI-4377. (Code and theory)

Prof. Lloyd C. Rudy, 12113 Woodward Ave., Highland Park, Mich. Phone: TO 8-1387.

Dick Goodman, R.D. #1, Vienna, Ohio. Phone: WARREN 8-2032.

Jack R. DiBlasi, 16660 Stansbury, Detroit 35, Mich. (Code and theory)

William Schuster, 72 Birkhead Pl., Toledo 8, Ohio. Phone: CH 2-8680.

Trevert Blackburn, Box #148, Clyde, Ohio. (Would like to trade SWL cards)

Wm. C. Thiele, 2555 Lakewood Ave., Detroit 15, Mich. (Code and theory)

Jerry Seelhoff (15), 625 N. Hickory St., Owosso, Mich. (Theory)

Russell Schroeder II, 11 Southlawn Ct., Saginaw, Mich. Phone: PL 5-1020. (Code and theory)

Robert W. Kocsis, 1920 Merl Ave., Cleveland 9, Ohio.

E. J. Camaglia, 13301 Littleton Rd., Garfield Hts. 25, Ohio. (Help in obtaining General Class license)

Rudge Kosteeka, 464 E. 272 St., Euclid 32, Ohio. Phone: REDWOOD 1-3872. (Code and theory)

### K9/W9 CALL AREA

Daryl L. Waite (17), R.R. #1, Ursa, Ill. (Code)

Dan Bednar, 7347 So. Mozart St., Chicago 29, Ill. Phone: GR 6-6711. (Code)

Gilbert Grom (15), 525 So. Tenth St., DeKalb, Ill.

Stephen Cook (16), 3538 N. DeQuincy St., Indianapolis 18, Ind. (Code and theory)

### K0/W0 CALL AREA

Neil Dresbach, Groton, S. D. (Code)

James Donna, 2351 Harding St. N.E., Minneapolis 18, Minn.

Paul Haefner (15), 4401 N. Second St., St. Louis 7, Mo. (Code and theory)

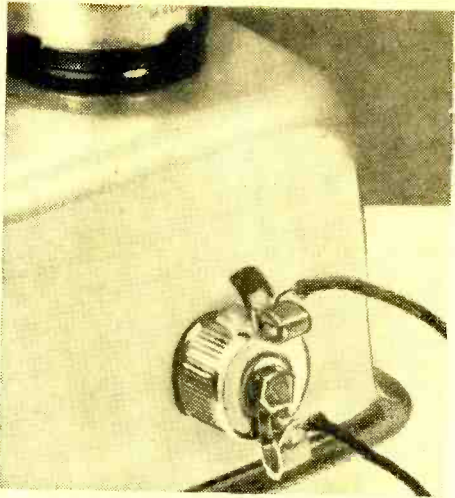
To help prospective amateurs obtain their Novice licenses, the Radio-Electronics-Television Manufacturers Association offers a set of code records (recorded at a speed of 33½ rpm) and a Novice Theory Course for \$10.00, postpaid. The complete course or more information on it is available from RETMA, 1721 DeSales St., N.W., Washington 6, D. C.

## Mike Connection Adapter

In experimental work, it is sometimes necessary to make quick wire connections to a male mike chassis connector. The easily made adapter shown at right solves this problem at little cost.

Obtain an Amphenol Type 75-CCC1 dust cover and chain (about 25 cents net). Clip off the chain and drill a  $\frac{1}{32}$ " hole through the center of the flat side. Then place a small fiber extruded washer on each side of the hole, pass a  $\frac{1}{2}$ "-long round-head 6-32 screw through washers (with the head on the inside), and fasten a size-15 Fahnestock clip under hexagon nut on the outside. This will insulate screw and clip from dust cover and provide a round-head contact on the inside. Now solder a size-15 Fahnestock clip onto side of dust cover as shown.

—Art Trauffer



## Permissible Operating Range for Radio Control

R/C systems are widely used in such applications as model control, garage door opening, remote tuning of radio and TV receivers, switching lights, remote transmitter tuning, sounding of alarms, and telemetering. Flea-powered transmitters are also used in phono oscillators, wireless microphones, and metal locators. Experimenters find all of these applications useful, edu-

cational and — of course — entertaining.

When such a system is NOT operated in the Citizens band or on an assigned control frequency, such as 27.255 mc., its distance coverage must be restricted; otherwise, it becomes an unlawfully operating radio transmitter.

The Federal Communications Commission defines operation of a transmitting device in this category as permissible when the signal strength of its transmissions does not exceed 15 microvolts-per-meter at a distance from the transmitter equal to operating wavelength ( $\lambda$ ) divided by  $2\pi$ .

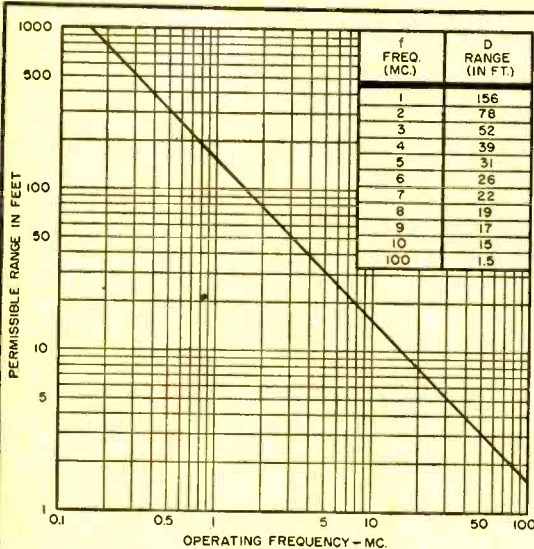
Curiosity naturally arises in the mind of the prospective user of radio control as to the maximum distance which may be covered under these conditions at various operating frequencies. But many get bogged down in the calculations. Frequency must be changed to wavelength (in meters) and the result divided by  $2\pi$ , which is 6.28. Then this answer must be converted into feet, since it comes out in meters. To save steps, the author has worked out a simplified equation:  $D = 156.46/f$ , where  $D$  is permissible distance in feet and  $f$  is frequency in megacycles.

As an illustration of the use of this equation, consider the problem of a phono oscillator to operate at 1200 kc. (1.2 mc.), this point having been found to be clear on the receiver dial. Permissible distance is:

$$D = 156.46/1.2 = 130.38 \text{ feet}$$

To save the labor of making even this calculation, use table and graph at left.

—Rufus P. Turner, K6AI



**Graph for determining permissible operating range, with range table for common operating frequencies at upper right.** For operating frequencies equal to  $1/10 f$ , multiply  $D$  values by 10; for operating frequencies equal to  $10f$ , multiply  $D$  values by 0.1. Not all frequencies are entirely satisfactory for control purposes. At 50 to 100 kc., antennas must be very long. Above the broadcast band, care is necessary to prevent long-distance radiation. At very high frequencies, operating distance becomes too short for practical interest.



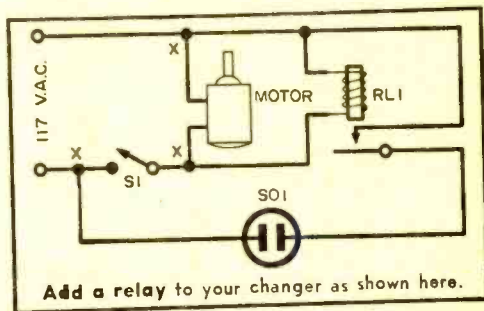
## Record-Player Changer Will Shut Off Amplifier

Does your record player selfishly turn itself off but leave you to take care of the amplifier? My changer used to do that, until I took hold and shook it up a little. Just \$3.00 and about one hour of effort will easily take care of your changer, too.

All changers have a light duty switch to turn the motor off. This switch might be used to handle auxiliary equipment, but the amplifier load is much greater than the motor load, and the switch will not safely handle the additional current. Hence, a 117-volt a.c. relay is called for.

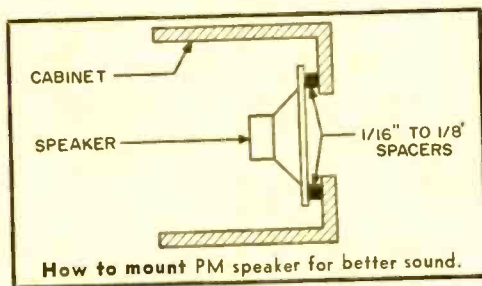
The relay should be mounted as far from the tone arm as possible in order to prevent hum from being induced in the mag-

netic cartridge by the relay field magnet. The a.c. socket may be located anywhere that is convenient. —Russell D. Shattuck



## Improve Your Table Radio Speaker

When a small PM speaker is mounted in a small cabinet, the sound will sometimes tend to have a hollow cracker-box quality.



Eliminate this objectionable condition by locating the speaker slightly behind the front panel of the cabinet to provide a small air space between the panel and the speaker.

If the speaker is mounted on the receiver chassis, moving the whole chassis back slightly will do the trick. In the event that the speaker is mounted on the panel of the cabinet, small spacers  $\frac{1}{16}$ " to  $\frac{1}{8}$ " thick may be inserted between the speaker and panel, as shown in the diagram at left. The width of spacing depends on the size of the speaker and cabinet. Try various spacings until optimum results are obtained.—F. H. Tooker.

## Space-Saving Idea for Electronics Workbench


One of the advantages of electronics as a hobby is that a large workshop is not necessary. Sufficient space for a workbench can usually be found even in a small house. The principal drawback to a small bench lies in the reduction of working space if a vise is permanently mounted to the bench.

On my bench, which measures only four feet long, I have solved this problem through the use of an interchangeable tool mount. Only the indispensable drill press is permanently attached to the bench. As shown in the photograph, wooden guides are bolted to the base of the drill press. Tools, such as a vise and grinder, are mounted on wooden bases which fit snugly within the guides.

As the need for it arises, each tool may easily be slipped into the mounting. This mounting permits the use of a number of tools which require a rigid mounting, and yet does not reduce the available working space. Incidentally, the drill press table makes a convenient place to set a test instrument so that it will be close to the

work but not in the way. Naturally, the guides can be mounted directly to the bench top at the most convenient location.

—Wm. B. Rasmussen



# Tuning the Short-Wave Bands

=with Hank Bennett



**S**HORT-WAVE LISTENING is a hobby by attractive to people of all ages. Many of the steady contributors to this SWL column prove that statement. Some of them are well along in years, while at the other end of the scale several of the most active SWL's are teenagers. A good example is Silas Dunn, 712 South Cedar St., Little Rock, Ark. Silas will be thirteen years old on the date that this issue is released nationally. He is a seventh-grader in the Little Rock Junior High School.


Silas has found that equipment is not a big stumbling block to getting started in SWL'ing. He has used a standard broadcast receiver and, as shown in the accompanying photo, he is now DX'ing with a five-tube, four-band Silvertone Portable. He has this attached to a 59-foot inverted "L" antenna. During his first year of DX'ing, Silas heard over 70 countries. He has just started to receive QSL cards from such DX favorites as *Radio Pakistan*, *Radio Ankara* (Turkey), *Radio New Zealand*, and *Radio Omroep Nieuw Guinea* (Dutch New Guinea). Silas reports that his favorite station is *Radio Australia* because of its many fine programs that seem to be

especially directed to short-wave listeners. He prefers the 20-meter band for reception of amateur stations, and likes the 19-, 25-, 31-, 49-, and 60-meter tropical bands for s.w. reception.

**Station Listings.** Your Editor would like to remind you that, although the times and frequencies in each month's station reports are correct at the time of writing, he cannot guarantee that they will be correct at time of publication. Many s.w. stations find it necessary to change their schedules and/or frequencies without notice. In most cases, however, the listing will prove to be correct.

In an attempt to serve the interests of the Novice SWL as well as the experienced DX'er, we list stations that are received with little difficulty. Most of the larger European transmitters can be heard throughout the United States. On the other hand, stations in Africa require dexterity and patience in tuning. Although they have been heard in the Eastern United

If you hear a call that you cannot identify, send a self-addressed and stamped card or envelope to Wade H. Williams, 2327 Wheeling St., El Paso, Texas. Mr. Williams has excellent reference material on U. S. Ships and Yachts, Radio and Air Navigation Aids, and other data that are helpful to SWL's. This service, which is free of charge, covers most phases of s.w. radio with the exception of short-wave broadcast stations and amateur radio stations.



Silas Dunn (on the left), and his brother, at the controls of his Silvertone portable receiver.

States, they present a formidable challenge to DX'ers in the Middle and Far West. You will find these stations listed under Angola, French Equatorial Africa, French West Africa, and Nigeria; they are best received during middle and late afternoons (EST) in the 60- to 80-meter tropical band (3300 to 5000 kc.).

**Club Notes.** The two Swedish Clubs, The Universal Radio Club and the Swedish Amateur Radio Club, have joined to become one club. It is now known as SARC, The Swedish Allround Radio Club. The address is Box 440, Hoor, Sweden.

(Continued on page 123)



# ESSENTIAL!

**For every  
reader of this  
magazine.**

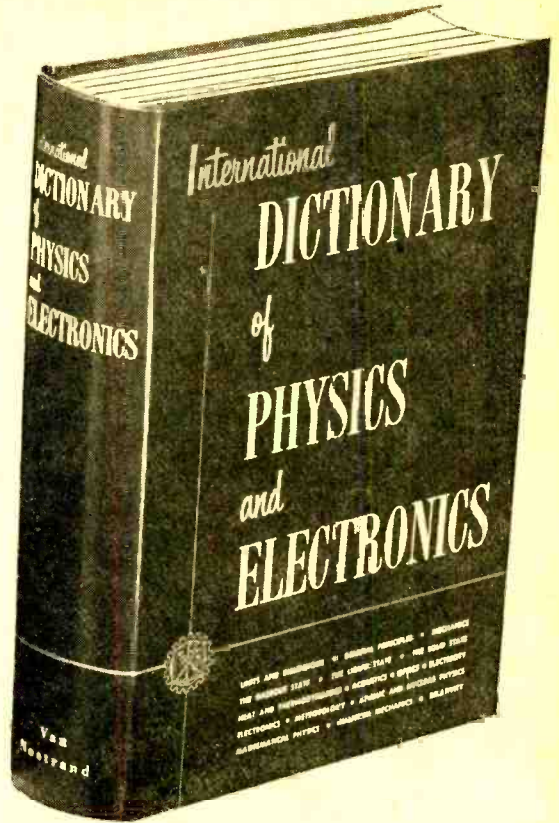
For the first time! A unique new dictionary of physics and electronic terms to meet the demands of our electronic and atomic age.

**OVER 12,000 TERMS!  
OVER 500,000 WORDS!  
OVER 1000 PAGES!**

**N**ow you can find all the principal terms in one big book, covering pure and applied science, that will be most helpful in your work.

Each of the more than twelve thousand definitions and articles have been chosen and written to supply quickly and exactly, clear and unambiguous definitions.

They include laws, relationships, equations, basic principles and concepts, as well as the most widely used instruments, apparatus and their components. All definitions, wherever possible, which have been established or recommended by recognized groups are included. Many terms that have been defined from the subject areas bordering on physics will be especially helpful. And, for those without an extensive mathematical background, both explicit and discursive



statements and entries are given, as well as the definitions of the more common mathematical terms encountered.

More than five years of planning and preparation by a distinguished group of scientists and educators were needed to produce this important volume. Thumb indexed for convenience, and containing a helpful cross referencing plan, it is perhaps the most valuable addition to your professional library you can make. Order your copy for 10 days free examination. Actually see and use this great book to prove its immense value to yourself.

## SPECIAL OFFER

To enable you to quickly and easily acquire this monumental work send only a small first payment of \$5.00 (plus postage) and then just \$5.00 a month for three months until the purchase price of \$20.00 is paid in full. Act now while this offer lasts! Fill out and mail the coupon today.

**D. VAN NOSTRAND COMPANY, Inc.**  
Princeton, N. J.

*Save! Send \$20.00 with order and we pay postage.*

### Mail This Coupon

**D. VAN NOSTRAND COMPANY, Inc. Dept. PE-457**  
120 Alexander St., Princeton, N. J.

Gentlemen: Kindly send me your new International Dictionary of Physics and Electronics.

I want it on easy terms. After 10 days I will either remit \$5.00 (plus postage) and then pay \$5.00 per month for three months, or I will return book post paid, and owe nothing.

NAME.....

ADDRESS.....

CITY..... ZONE..... STATE.....

# KIT

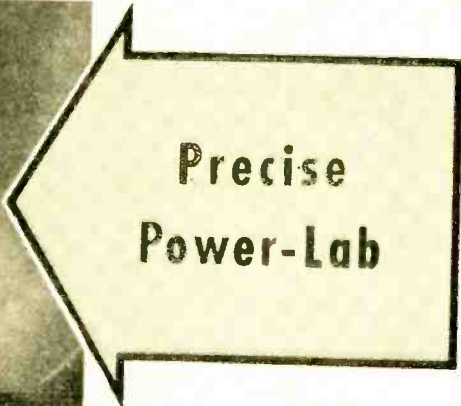

# BUILDER'S KORNER

**A**LTHOUGH it was our first intention to omit "Kit Builder's Korner" in this issue (to test reader reaction), we ran across such a hot item that it seemed imperative to do an about-face. The item in question is the "Power-Lab" Model 711 or 713 manufactured by Precise Development Corp., Oceanside, N. Y.

We were particularly attracted to the "Power-Lab" because here at long last is

designed particularly for the fellow who knows his way around electronics.

**Special Features.** There are several unusual components employed in the "Power-Lab." The square selenium plates seen in the foreground of photo at left must be assembled by the kit builder. Protection of the "Power-Lab" is provided by a miniature circuit breaker; this unit should not be tampered with—so don't let your




an instrument that permits operating 6- or 12-volt automobile radios from the lab or workshop bench. It loafs along at a 10- to 15-ampere output that would have jerry-built low-voltage rectifiers gasping for breath.

If you need an a.c. line ammeter, the "Power-Lab" becomes one at the throw of a switch. It can also measure wattage taken from the line, isolate the 117-volt a.c. line whenever necessary (a big factor when working on a.c.-d.c. radios or TV sets), or even act as a variable voltage supply. In fact, the "Power-Lab" can be used to charge batteries.

**Putting It Together.** The method of showing inter-component connections is unusual (color is used extensively) and should help those who have doubts of their kit wiring ability. About the only word of caution that your editors can provide concerning the "Power-Lab" is that you should wire it up carefully—and, if you're a rank novice, preferably do it under competent supervision. The "Power-Lab" is

curiosity run away with you. The giant-size capacitor, exceeding 1000  $\mu$ d., is required in the low-voltage filtering circuit to insure smooth d.c. output.

**Comment.** The "Power-Lab" is an instrument for the lab or service shop, and can be employed particularly well in TV servicing and car radio servicing. —30—



The "Power-Lab" is conveniently portable.

POPULAR ELECTRONICS



# Build it yourself

## Famous BOGEN DB20 Amplifier

Now in kit form for the first time!  
anyone can do it!



**BUILD THE BEST!** Of 3 dozen hi-fi amplifiers examined, a famous consumer testing organization found the BOGEN DB20 to be the finest! Take a look at the specifications at the right and you'll see why. It's the ideal 20-watt amplifier for any home installation. Never before has BOGEN offered any kit. *Now you can do it yourself and save up to one third of the regular price!*

### STEPpak\* MAKES IT EASY.

All parts needed for each step are packaged together in a separate envelope. No guesswork. No mistakes. No trouble identifying what goes

where. Even the wires are pre-cut to the proper length. Detailed STEP-BOOK tells you and *shows* you exactly what to do every step of the way, and gives basic theory in non-technical language so that you understand *why* your amplifier works so much better than any other.

### NO EXPERIENCE NEEDED.

No knowledge of electronics or hi-fi required. Anyone who can turn a screwdriver can build this DB20. A great do-it-yourself project. A gift that will always be remembered. Complete BOGEN guarantee. See your BOGEN dealer now.

### DB20 SPECIFICATIONS

#### CONTROLS

Separate 5-position loudness contour selector; 4 input positions; 7 record equalization positions; continuously variable damping factor control; separate continuously variable bass and treble controls; volume control.

#### SPECIFICATIONS


0.3% distortion at 20 watts; peak 30 watts; response, 20-20,000 cps  $\pm$  0.7 db.

*Price to be announced*

*with instructions,  
tubes and sockets*

FOR THE SMALLER SYSTEM

**BOGEN DB110** 12-watt Amplifier Kit. Assemble this BOGEN DB110 at home. Only 0.65% distortion at rated 12 watts; response,  $\pm$  0.5 db from 15-30,000 cps. 4 controls: volume, separate continuously variable treble and bass controls, one control provides four input selector positions plus 3 record equalizer positions.



*Price to be announced*

*with instructions,  
tubes and sockets*

### SEE YOUR BOGEN DEALER

— Or write to us today for his name & address.  
David Bogen Co., Inc.,  
P.O. Box 500, Paramus,  
New Jersey.

component or kit... buy

# Bogen


HIGH FIDELITY  
because it sounds better

\*COPYRIGHT

April, 1957

87

50 hi-fi watts...  
only \$74<sup>50</sup>



the superb new HF-50K  
**POWER AMPLIFIER KIT** from

*Regency*

YOU ASSEMBLE IT  
YOURSELF AND SAVE \$100!

If you know how to solder two wires together, you can now enjoy matchless amplifier performance—50 of the cleanest watts you've ever heard—for the price of a 20-watt unit!

The Regency HF-50K gives the audio perfectionist plenty of reserve power to handle the increased dynamic range of present day program sources and to drive low efficiency, wide range speakers. High stability and low phase shift prevent bounce or flutter when amplifier is pulsed. Frequency response:  $\pm 0.2$  db, 20 to 20,000 cps. IM and harmonic distortion: less than 1% at 50 watts.

Striking black base and gold finished metal cage provide "show piece" styling that makes cabinet mounting a needless extravagance.

The HF-50K can be put together in about four hours. No shock hazard. Separate chassis and wrap-around base permit ready access to all points while connecting circuits. Easy to follow directions included.

Regency Kit Model HF-50K... the amplifier buy of a lifetime... only \$74.50 complete! See it now at your distributor, or write:

—also available wired and tested,  
Model HF-50A... \$89.50

**REGENCY**

**DIVISION, I.D.E.A., Inc.**

Dept. D • 7900 Pendleton Pike  
INDIANAPOLIS 26, IND.

## TOOLS and GADGETS



### LEVEL TAPE SQUARE


An accurate and unbreakable level, a square at the lower right corner, and a 10' replaceable Wyteface tape have been combined into a three-way tool. The "LST"



level tape square is appropriate for home, workshop or professional use, and is available at hardware stores for \$1.98. Accurate inside and outside measurements are assured by the tape's sliding end-hook, and the rugged, die-cast case is chrome-plated. (Keuffel & Esser Co., Hoboken, N. J.)

### CAPACITOR-RESISTOR ANALYZER

Model CRA-2 helps remove the guesswork from circuit trouble-shooting. When making leakage current measurements, the values are read directly from the meter while the rated operating voltage is applied to the capacitor. In addition, the



vacuum-tube ohmmeter scale reads accurate insulation resistance of capacitors.


The extended-range calibrated power factor control permits power factor measurements of electrolytic capacitors rated as low as 6 w.v.d.c. and as high as 600 w.v.d.c. Rapid "in circuit" tests for short,

(Continued on page 98)

Always say you saw it in—POPULAR ELECTRONICS



# HEATHKITS . . . are fun to build, and you save by dealing directly with the manufacturer!



It's easy to follow simple step-by-step directions with large pictorial diagrams as your guide. You save labor costs and get more real quality for less money. Your greatest dollar value in fine kit-form equipment.

## BUDGET YOUR PURCHASE . . .

We invite you to take advantage of the HEATH TIME PAYMENT PLAN on any order amounting to \$90 or more. Just 10% down, and the balance in twelve easy monthly payments. Write for complete details.



MODEL V-7A

**\$24<sup>50</sup>**

Shpg. Wt. 7 lbs.


\$2.45 DWN.,  
\$2.06 MO.

Largest selling VTVM  
in the world!

. . . etched circuit board

## HEATHKIT VACUUM TUBE VOLTMETER KIT

Sensitivity and reliability are combined in the V-7A. It features 1% precision resistors, large 4½" panel meter, and etched circuit boards. AC (RMS) and DC voltage ranges are 0-1.5, 5, 15, 50, 150, 500 and 1500. Peak-to-peak AC ranges are 0-4, 14, 40, 140, 400, 1400 and 4000 volts. Ohmmeter ranges provide multiplying factors of X1, X10, X100, X1000, X10K, X100K and X1 megohm.



New  
improved . . .  
full 5" size  
. . . etched  
circuit  
for only

**\$42<sup>50</sup>**

Shpg. Wt. 21 lbs.

\$4.25 DWN.,  
\$3.97 MO.

MODEL OM-2

## HEATHKIT 5" PUSH-PULL OSCILLOSCOPE KIT

This new and improved oscilloscope sells for less than the previous model. You can have a full 5" oscilloscope at the remarkably low price of only \$42.50. The OM-2 provides wider vertical frequency response, extended sweep generator coverage, and increased stability. Vertical channel is essentially flat to over 1 MC, and down only 6 DB at 1.5 MC. The sweep generator functions from 20 CPS to over 150 KC. Amplifiers are push pull, and modern etched circuits are employed in critical parts of the circuit. A 5BP1 cathode ray tube is used. The scope features external or internal sweep and sync, one volt peak-to-peak reference voltage, three-position step attenuated input, adjustable spot shape control, and many other "extras."



MODEL M-1

**\$14<sup>50</sup>**

Shpg. Wt. 3 lbs.


\$1.45 DWN.,  
\$1.22 MO.


Compact, portable . . .  
a favorite in the home  
and in the service shop

## HEATHKIT HANDITESTER KIT

Measures AC or DC voltage at 0-10, 30, 300, 1000, and 5000 volts. Direct current ranges are 0-10MA and 0-100MA. Ohmmeter ranges are 0-3000 and 0-300,000 ohms. Sensitivity is 1000 ohms/volt. Features small size and rugged construction in sleek black bakelite case.

**HEATH COMPANY • BENTON HARBOR 10, MICH.**  
A Subsidiary of Daystrom, Incorporated





BRAND NEW MODEL

HEATHKIT

### CW TRANSMITTER KIT

Here is a straight-CW transmitter that is one of the most efficient rigs available today. It is ideal for the novice, and even for the advanced-class CW operator. This 50 watt transmitter employs a 6DQ6A final amplifier, a 6CL6 oscillator, and a 5U4GB rectifier. It features one-knob band switching to cover 80, 40, 20, 15, 11 and 10 meters. It is designed for crystal excitation, but may be excited by an external VFO. A pi network output circuit is employed to match antenna impedances between 50 and 1000 ohms. If you appreciate a good signal on the CW bands, this is the transmitter for you!

MODEL DX-20

\$3.60 DWN.,  
\$3.02 MO.

**\$35<sup>95</sup>**

Shpg. Wt. 18 lbs.



MODEL SG-8

**\$19<sup>50</sup>**

\$1.95 DWN.,  
\$1.64 MO.

Shpg. Wt. 8 lbs.

POPULAR WITH SERVICEMEN

HEATHKIT

### RF SIGNAL GENERATOR KIT

Produces RF signals from 160 KC to 110 MC on fundamentals on 5 bands, and covers 110 MC to 220 MC on calibrated harmonics. Output may be pure RF, RF modulated at 400 CPS, or audio at 400 CPS. Prealigned coils eliminate the need for calibration after completion.



MODEL AR-3

**\$29<sup>95</sup>**

HAM BANDS  
CLEARLY MARKED

incl. Fed. Excise Tax  
(less cabinet)  
Shpg. Wt. 12 lbs.


\$3.00 DWN.,  
\$2.52 MO.

HEATHKIT COMMUNICATIONS-TYPE

### ALL BAND RECEIVER KIT

This receiver covers 550 KC to 30 MC in 4 bands, and is ideal for the short wave listener or beginning amateur. It provides good sensitivity and selectivity, combined with good image rejection. Amateur bands clearly marked on illuminated dial scale. Employs transformer-type power supply — electrical bandspread — antenna trimmer — separate RF and AF gain controls — noise limiter — headphone jack — and automatic gain control. Built in BFO for CW reception.

CABINET: Fabric-covered cabinet with aluminum panel as shown. Part 91-15A. Shipping wt. 5 lbs., \$4.95 incl. Fed. Ex. Tax. \$.50 dn., \$.42 mo.



### FULL SET OF COILS INCLUDED WITH KIT HEATHKIT GRID DIP METER KIT

An instrument of many uses for the ham, experimenter, or serviceman. Useful in locating parasites, neutralizing, determining resonant frequencies, etc. Covers 2 MC to 250 MC with prewound coils. Use to beat against unknown frequency, or as absorption-type wave-meter.


MODEL GD-1B

**\$19<sup>95</sup>**

\$2.00 DWN.,  
\$1.68 MO.

Shpg. Wt. 4 lbs.

HEATH COMPANY • BENTON HARBOR 10, MICH.  
A Subsidiary of Daystrom, Incorporated






**EASY TO BUILD  
... A "LEARN-BY-DOING" EXPERIENCE  
HEATHKIT BROADCAST BAND  
RECEIVER KIT**

You need no previous experience to build this table-model radio. It covers 550 KC to 1620 KC and features good sensitivity and selectivity. A 5½" speaker is employed, along with high-gain miniature tubes and a new rod-type antenna. The power supply is transformer-operated. The kind of a set you will want to show off to your family and friends. Construction is simple. You "learn by doing" as the project moves along.

**CABINET:** Fabric-covered plywood cabinet as shown. Shipping Wt. 5 lbs., .50 dwn., .42 mo., part No. 91-9A. \$4.95 incl. Fed. Excise Tax.




MODEL BR-2

**\$18<sup>95</sup>**

incl. Fed.  
Excise Tax  
(less cabinet)

\$1.90 DWN.,  
\$1.59 MO.

Shpg. Wt. 10 lbs.



incl. Fed.  
Excise Tax  
\$1.80 DWN.,  
\$1.51 MO.

MODEL A-7D

**\$17<sup>95</sup>**

Shpg. Wt. 10 lbs.

**REAL HI-FI PERFORMANCE  
AT MINIMUM COST  
HEATHKIT 7-WATT  
AMPLIFIER KIT**

This 7-watt amplifier is more limited in power than other Heathkit models, but still qualifies for high fidelity, and its capabilities exceed those of many so called "high fidelity" phonograph amplifiers. Using a tapped-screen output transformer, the model A-7D provides a frequency response of ± 1½ DB from 20 to 20,000 CPS. Total distortion is held to surprisingly low level. The output stage is push-pull, and separate bass and treble tone controls are provided.

Model A-7E: Similar to the A-7D except that a 12SL7 tube has been added for preamplification. Features two inputs, RIAA compensation, and extra gain. \$20.35, incl. Fed. Excise Tax, \$2.04 dwn., \$1.71 mo.

MODEL CR-1

**\$7<sup>95</sup>**

incl. Fed.  
Excise Tax  
Shpg. Wt. 3 lbs.

\$ .80 DWN.,  
\$.67 MO.



... INTERESTING PROJECT FOR ALL AGES

**HEATHKIT  
CRYSTAL RADIO KIT**

The crystal radio of dad's day is back again, but with big improvements! Sealed diode eliminates "cats whisker" Uses two high-Q tank circuits to tune 540 to 1600 KC. No external power required. Easy to build.

FOR AMATEUR OR PROFESSIONAL  
PHOTOGRAPHERS

**HEATHKIT  
ENLARGER  
TIMER KIT**

This is an easy-to-build device for use by photographers in controlling their enlarger. It covers the range of 0 to 1 minute with a continuously variable control. Handles up to 350 watts. Timing cycle controlled electronically for maximum accuracy.



MODEL ET-1

**\$11<sup>50</sup>**

Shpg. Wt. 3 lbs.

\$1.15 DWN.,  
\$.97 MO.

**HEATH COMPANY • BENTON HARBOR 10, MICH.**  
*A Subsidiary of Daystrom, Incorporated*



**NEW EDGE-LIGHTED  
TUNING DIAL FOR  
IMPROVED READABILITY**

**HEATHKIT HIGH FIDELITY  
FM TUNER KIT**

This FM tuner can provide real hi-fi performance at an unbelievably low price level. Covering 88 to 108 MC, the modern circuit features a stabilized, temperature compensated oscillator, AGC, broad-banded IF circuits, and better than 10 UV sensitivity for 20 DB of quieting. A ratio detector is employed for high efficiency, and all transformers are prealigned, as is the front end tuning unit. A new feature is the edge-lighted dial for improved readability, and a new dial cord arrangement for easier tuning. Matches the models WA-P2 and BC-1. Easy to build.




MODEL FM-3A

**\$25<sup>95</sup>**

*incl. Fed.  
Excise Tax  
(with cabinet)  
Shpg. Wt. 7 lbs.*

**\$2.60 DWN.,  
\$2.18 MO.**



MODEL BC-1

**\$25<sup>95</sup>**

*incl. Fed. Excise  
Tax (with cabinet)  
Shpg. Wt. 8 lbs.*

**\$2.60 DWN.,  
\$2.18 MO.**

**NEW EDGE-LIGHTED TUNING  
DIAL. MATCHES MODEL FM-3A**

**HEATHKIT BROADBAND  
AM TUNER KIT**

The BC-1 was designed especially for high fidelity applications. It features a low-distortion detector, broad band IF's, and other characteristics essential to usefulness in hi-fi. Sensitivity and selectivity are excellent, and audio response is within  $\pm 1$  DB from 20 CPS to 2 KC, with 5 DB of pre-emphasis at 10 KC to compensate for station rolloff. 6 DB signal to noise ratio at 2.5 UV. Covers 550 to 1600 KC. RF and IF coils are pre-aligned, and the power supply is built in. Features AVC, 2 outputs, and 2 antenna inputs. Tuning dial is edge-lighted for high readability.



MODEL A-9B

**\$35<sup>50</sup>**

*Shpg. Wt.  
23 lbs.*

**\$3.55 DWN.,  
\$2.98 MO.**

**FULL 20 WATTS FOR PA  
OR HOME APPLICATIONS**

**HEATHKIT 20-WATT  
AMPLIFIER KIT**

This high-fidelity amplifier features full 20-watt output using push pull 6L6 tubes. Built-in preamplifier provides 4 separate inputs, selected by a panel-mounted switch. It has separate bass and treble tone controls, each offering 15 DB boost and cut. Output transformer is tapped at 4, 8, 16, and 500 ohms. Designed primarily for home installation, but used extensively for public address applications. True high-fidelity performance with frequency response of  $\pm 1$  DB from 20 CPS to 20,000 CPS. Total harmonic distortion only 1% (at 3 DB below rated output).

**HEATH COMPANY • BENTON HARBOR 10, MICH.**  
*A Subsidiary of Daystrom, Incorporated*






FEATURES GOOD LOOKS

AND HIGH PERFORMANCE

### HEATHKIT HIGH FIDELITY SPEAKER SYSTEM KIT

The model SS-1 covers 50 to 12,000 CPS within  $\pm 5$  DB, and can fulfill your present needs, and still provide for the future. It uses two Jensen speakers and has a cross-over frequency of 1600 CPS. The speaker system is rated at 25 watts, and the impedance is 16 ohms. The enclosure is a ducted-port bass reflex type and is most attractively styled. It is easy to build and can be finished in light or dark stain to suit your taste.



MODEL SS-1

**\$39<sup>95</sup>**

\$4.00 DWN.,  
\$3.36 MO.

Shpg. Wt. 30 lbs.

### ATTRACTIVE STYLING MATCHES MODEL SS-1 HEATHKIT HIGH FIDELITY RANGE EXTENDING SPEAKER SYSTEM KIT



MODEL SS-1B

**\$99<sup>95</sup>**


\$10.00 DWN.,  
\$8.40 MO.

Shpg. Wt. 80 lbs.

The SS-1B is designed especially for use with the model SS-1. It consists of a 15" woofer and a compression-type super tweeter to add additional frequency coverage at both ends of the spectrum. Cross-over frequencies are 600, 1600, and 4,000 CPS. Together, the two speaker systems provide output from 35 to 16,000 CPS within  $\pm 5$  DB. The kit is easy to assemble with pre-cut and pre-drilled wood parts. Power rating is 35 watts, and impedance is 16 ohms.

### Free 1957 CATALOG

Our new 56-page 1957 catalog describes more than 75 different kit models for experimenters, hams, students, engineers, industrial laboratories, etc. Send for your free copy now!



#### HOW TO ORDER

It's simple — just identify the kit you desire by its model number and send your order to the address listed below. Or, if you would rather budget your purchase, send for details of the Heath Time Payment Plan!

**ORDER  
BLANK**

**HEATH COMPANY • BENTON HARBOR 10, MICH.**  
A Subsidiary of Daystrom, Incorporated

Name \_\_\_\_\_  
Address \_\_\_\_\_  
City \_\_\_\_\_ Zone \_\_\_\_\_ State \_\_\_\_\_

**SHIP VIA**  
 Parcel Post  
 Express  
 Freight  
 Best Way

Quantity	Item	Model No.	Price

Enclosed find  check  money order for \$\_\_\_\_\_. Please ship C.O.D.  postage enclosed for \_\_\_\_\_ lbs. On express orders do not include transportation charges — they will be collected by the express

agency at time of delivery. On parcel post orders include postage for weight shown. Orders from Canada and A\*O's must include full remittance. NOTE: All prices subject to change without notice.

POSTAGE

TOTAL

THE "Chief" OF TRANSMITTERS  
WRL'S MODEL 90

**Globe Chief Kit**

Only \$500 per mo.

Pay \$5.00 Down


Cash Price: \$49.95



A 90 watt Xmtr. (75 watts for novice use). Completely band-switching, 160-10M. Built-in, well-filtered power supply. Pi-Net matches most antennas, 52-600 ohms. Modified Grid-Block keying for max. safety. Provisions for VFO input and operation. Fully shielded for TVI-reduction. Easy to assemble; kit contains complete simplified manual, pre-punched chassis, and all parts with wires pre-cut and pre-tinned. Completely wired: \$64.95.

**THE WRL Printed Circuit Screen Modulator Kit** Only \$13<sup>95</sup>


Designed for use with WRL Globe Chief; may be used with Heath AT-1, Johnson Adventurer, Knight 50 watt, etc. Permits radio-fone operation of CW Xmtr. at min. cost. Self contained. All connections to Xmtr. included. Detailed assembly manual.



**THE WRL Printed Circuit TRANSISTOR CODE OSCILLATOR**

Pleasant audio tone. Screw terminal input key; output jacks receive standard phone tips. Complete with two pen cell batteries and detailed instructions.

Only \$3<sup>95</sup>



Write for complete information on WRL's Globe Scout Xmtr. and Globe Spanner Beams,

and the latest list of Reconditioned Eqpt. with Factory-New Guarantee

Here's Just A Sample:

Heath AR-2	\$22.50
National NC-57	69.00
Johnson Adventurer	\$34.50
Heath AT-1	19.95
RME-84	65.00



Send your free catalog.

Please send complete info on the

PE-4

Name: \_\_\_\_\_

Address: \_\_\_\_\_

City & State: \_\_\_\_\_

**WORLD RADIO LABORATORIES**  
3415 West Broadway Council Bluffs, Iowa

**Have Your Head Examined?**

(Continued from page 67)

you know for sure that everything else is all right (your turntable level and your stylus pressure are correct), you may have reason to suspect lack of compliance.

No accurate, sensitive test for compliance is available for home use. To measure such small forces as effect the sideways motion of a phono pickup takes rather fancy machinery. But you might try this rough "rule of the thumb." Let the stylus rest on the crest of your thumb nail. Then gently wiggle your thumb back and forth a small fraction of an inch—no further than the width of a record groove. If the stylus follows this short motion, chances are that its compliance is all right. It will then follow the undulations of the record groove with equal ease. But if the stylus remains ramrod while your thumb slides under it, ask your dealer about it. He may advise you to replace the stylus assembly or, if you use a moving coil pickup, to send it to the factory for fitting a new stylus.

**Dirt**, plain or otherwise, is as natural to a stylus as to a pig. They just dig it up. Yet while pork is none the worse for it, music is. During the play of a single 12-inch LP side, the stylus literally sweeps up

**TRIPLE THE LIFE**

OF  
TV  
and HI-FI  
TUBES



**WUERTH TUBE-SAVER**

By reducing high inrush voltage the TUBE-SAVER lets tubes warm up slowly, eliminating the greatest cause of tube failure . . . PROVEN TO TRIPLE the life of all tubes including the expensive picture tube. The TUBE-SAVER will pay for itself many times over . . . Just plug in to operate.

PROVEN IN MILITARY USE



Please send me \_\_\_\_\_ Wuerth Tube-Savers.

Enclosed is my check (or money order) for \$ \_\_\_\_\_

Name \_\_\_\_\_

Street \_\_\_\_\_

City \_\_\_\_\_ State \_\_\_\_\_

Wuerth Tube-Saver Corp.  
9125 Livernois  
Detroit 4, Michigan.

• JOBBER & DEALER INQUIRIES INVITED •

Always say you saw it in—POPULAR ELECTRONICS



Send for MusiCraft's

**FREE**

**high fidelity**

**catalog**



**Just off the press!**

**Jam-packed  
with latest  
hi-fi values!**

Here's a *special* high fidelity catalog that you'll find particularly useful, because we have included *only* equipment which we at MusiCraft consider the *best*—from the standpoint of *compatibility* and stable operating efficiency—in every price range.

Page after page pictures the newest high fidelity equipment with detailed information about characteristics and specifications.

Whatever you want—whatever you need—speakers, tuners, amplifiers, turntables, “do-it-yourself” kits, etc.—MusiCraft's new catalog features all the top quality components from leading manufacturers.

Send now for your free copy of the new **MUSICRAFT HIGH FIDELITY CATALOG**:

**MusiCraft**

48-B East Oak Street  
Chicago 11, Illinois  
Delaware 7-4150

name \_\_\_\_\_

address \_\_\_\_\_

city \_\_\_\_\_ zone \_\_\_\_\_ state \_\_\_\_\_





# BUILD 16 RADIO CIRCUITS AT HOME

Reg. U.S. Pat. Off.

with the New Improved 1957 PROGRESSIVE RADIO "EDU-KIT"

only \$19.95



## A Practical Home Radio Course

Now Includes TESTER, SOLDERING IRON, HIGH FIDELITY, SIGNAL TRACER, CODE OSCILLATOR, PRINTED CIRCUIT SIGNAL INJECTOR

- No Knowledge of Radio Necessary
- No Additional Parts or Tools Needed
- Excellent Background for TV

## NOW! FREE TOOLS WITH "EDU-KIT"

### WHAT THE "EDU-KIT" OFFERS YOU

The "Edu-Kit" offers you an outstanding PRACTICAL HOME RADIO COURSE at a rock-bottom price. Our Kit is designed to train Radio & Electronics Technicians, making use of the most modern methods of home training. You will learn radio theory, construction practice and servicing.

You will learn how to build radios, using regular schematics; how to wire and solder in a professional manner; how to service radios. You will work with the standard type of punched metal chassis as well as the latest development of Printed Circuit chassis. You will learn the basic principles of radio. You will construct, study and work with RF and AF amplifiers and oscillators, detectors, rectifiers, test equipment. You will learn practice code, using the Progressive Code Oscillator. You will learn and practice trouble-shooting, using the Progressive Signal Tracer, Progressive Signal Injector, Progressive Dynamic Radio & Electronics Tester & the accompanying instructional material.

You will receive training for the Novice, Technician and General Classes of F.C.C. Radio Amateur Licenses. You will build 16 Receiver, Transmitter, Code Oscillator, Signal Tracer and Signal Injector circuits, and learn how to operate them. You will receive an excellent background for Television.

Absolutely no previous knowledge of radio or science is required. The "Edu-Kit" is the product of many years of teaching and engineering experience. The "Edu-Kit" will provide you with a basic education in Electronics and Radio, worth many times the complete price of \$19.95. The Signal Tracer alone is worth more than the price of the entire Kit.

## THE KIT FOR EVERYONE

You do not need the slightest background in radio or science. Whether you are interested in Radio for its own sake because you want an interesting hobby, a well paying business or a job with a future, you will find the "Edu-Kit" a worthwhile investment.

Here is an excerpt from a letter that we received from Loren DePriest, 1496 4th St., Mansfield, Ohio: "I have spent many pleasant hours in constructing the radios from the schematics in your book, and have learned a great deal from them. Being as I am interested in Radio, I consider the money spent for your course as a wise investment. I have learned more from your course by actually doing than I did from an expensive course."

Many thousands of individuals of all ages and backgrounds have successfully used the "Edu-Kit" in more than 75 countries of the world. The "Edu-Kit" has been

carefully designed, step by step, so that you cannot make a mistake. The "Edu-Kit" allows you to teach yourself at your own rate. No instructor is necessary.

The "Edu-Kit" is also used for sources of study, extra-curricular activities, industrial personnel training and rehabilitation. The "Edu-Kit" is used by Jr. High Schools, High Schools, Technical Schools, Jr. Colleges, Colleges, Universities, Industrial firms, Rehabilitation Hospitals, Boards of Education, U. S. Govt. agencies, United Nations Organizations (UNESCO), Veterans Administration and numerous adult radio and young peoples' groups and clubs. The "Edu-Kit" is also popular with servicemen throughout this country and abroad.

Designed for universal use, the "Edu-Kit" operates on your regular house electric current, whether AC or DC.

## PROGRESSIVE TEACHING METHOD

The Progressive Radio "Edu-Kit" is the foremost educational radio kit in the world, and is universally accepted as the standard in the field of electronics training. The "Edu-Kit" uses the modern educational principle of "Learn by Doing." Therefore you construct, learn schematics, study theory, practice trouble-shooting—all in a closely integrated program designed to provide an easily-learned, thorough and interesting background in radio. You begin by constructing the various radio parts of the "Edu-Kit." You then learn the function, theory and wiring of these parts. Then you build a simple radio. With this first set you will enjoy listening to regular broadcast stations, learn theory, practice testing and trouble-shooting. Then you build a more advanced radio, learn more advanced theory and techniques. Gradually, in a progressive manner, and at your own rate, you will find yourself constructing more advanced multi-tube radio circuits, and doing work like a professional Radio Technician.

## THE "EDU-KIT" IS COMPLETE

You will receive a parts and instructions necessary to build 16 different radio and electronics circuits, each guaranteed to operate. Our Kits contain tubes, tube sockets, variable electrolytic and paper dielectric condensers, resistors, tie strips, coils, hardware, tubing, punched metal chassis, Instruction Manuals, etc.

In addition you receive Printed Circuit materials, including Printed Circuit chassis, special tube sockets, hardware and instructions. You also receive a useful set of

tools, a professional electric soldering iron, and a self-powered Dynamic Radio & Electronics Tester. The "Edu-Kit" also includes Code Instructions and the Progressive Code Oscillator, in addition to F.C.C.-type Questions and Answers for Radio Amateur License training. You will also receive lessons for servicing with the Progressive Signal Tracer and the Progressive Signal Injector, a High Fidelity Guide and a Quiz Book. You receive all parts, tools, instructions, etc. Everything is yours to keep.

**FREE**  
Hi-Fi, Radio & TV Servicing Manuals on request (see coupon below)

## SERVICING LESSONS

You will learn trouble-shooting and servicing in a progressive manner. You will practice repairs on the sets that you construct. You will learn symptoms and causes of troubles in home, portable and car radios. You will learn how to use the professional Signal Tracer, the unique Signal Injector and the dynamic Radio & Electronics Tester. While you are learning in this practical way, you will be able to do many a repair job for your friends and neighbors, and charge fees which will far exceed the price of the "Edu-Kit." Our Consultation Service will help you with any technical problems you may have.

J. Statistis, of 25 Poplar Pl., Waterbury Conn., writes: "I have repaired several sets for my friends, and made money. The "Edu-Kit" paid for itself. I was paid to do many a \$240 for a course, but I found your ad and sent for your Kit."

## FROM OUR MAIL BAG

Ben Valerio, P. O. Box 21, Magna, Utah: "The Edu-Kits are wonderful. Here I am sending you the questions and also the answers for them. I have been in Radio for the last seven years, but like to work with Radio Kits, and like to build Radio Testing Equipment. I enjoyed every minute I worked with the different kits; the Signal Tracer works fine. Also like to let you know that I feel proud of becoming a member of your Radio-TV Club."

Robert L. Shuff, 1534 Monroe Ave., Huntington, W. Va.: "Thought I would drop you a few lines to say that I received my Edu-Kit, and was really amazed that such a bargain can be had at such a low price. I have already started repairing radios and phonographs. My friends were really surprised to see me get into the swing of it so quickly. The Troubleshooting Tester, that comes with the Kit is really swell, and finds the trouble if there is any to be found."

## CONSULTATION SERVICE

One of the most important aspects of the "Edu-Kit" is the Free Consultation Service which we provide. Our staff of experts carries on an extensive correspondence with students in all parts of the world, concerning all phases of electronics. We welcome and encourage students to send us their problems, whether related to any of the material covered in the "Edu-Kit" course, or founded on other experiences in the field of electronics.

## UNCONDITIONAL MONEY-BACK GUARANTEE

## FREE EXTRAS

- SET OF TOOLS • RADIO & ELECTRONICS TESTER • ELECTRIC SOLDERING IRON • TESTER INSTRUCTION MANUAL • HIGH FIDELITY GUIDE • QUIZZES • TELEVISION BOOK • RADIO TROUBLE-SHOOTING BOOK • MEMBERSHIP IN RADIO-TV CLUB; CONSULTATION SERVICE • FCC AMATEUR LICENSE TRAINING • PRINTED CIRCUITRY

## ORDER DIRECT FROM AD RECEIVE FREE BONUS RESISTOR KIT WORTH \$5

- Send "Edu-Kit" Postpaid. I enclose full payment of \$19.95.
- Send "Edu-Kit" C.O.D. I will pay \$19.95 plus postage.
- Send me FREE additional information describing "Edu-Kit." Include FREE value Hi-Fi, Radio and TV Servicing Literature.

Name .....  
Address .....

## PROGRESSIVE "EDU-KITS" INC.

497 Union Ave., Room 531, Brooklyn 11, N. Y.


# BEST BUY IN HI-FI Grommes KITS



## 61-PGK 20 Watt HI-FI AMPLIFIER

Single unit amplifier with built-in pre-amplifier and all the controls. This exceptional Kit provides separate turnover and roll off record compensators and loudness, volume, feedback bass and treble tone controls. Freq. Response:  $\pm 0.5$  DB, 15 to 30,000 CPS. Charcoal and Gold Finish. Shipping Wt. 20 lbs. Complete with easy-to-follow instructions.

61-PGK.....Net **\$5950**



## THE Little Jewel MUSIC LOVERS AMPLIFIER

Featured by Life Magazine as the best buy in the field... now available in Kit Form. It's easy and fun to assemble. Power Output: 10 Watts. Freq. Response:  $\pm 1$  DB, 20 to 20,000 CPS. With 3 inputs: Radio, Magnetic and Crystal Phono and Microphone. Charcoal and Gold Finish. Including 5 tubes and complete instructions. Shipping Weight: 9 lbs.

LJK KIT.....Net **\$2495**

See your Hi-Fi Dealer.  
If he cannot help you, write...

**Grommes**—A Division of Precision Electronics, Inc.  
Dept. P-3, 9101 King Ave., Franklin Park, Illinois

- Send complete Kit details.  Send.....Kit.
- COD (\$5 enclosed).  Postpaid. (Full payment enclosed. Enclose name of Dealer. (If any.)

Name.....

Address.....

City..... Zone..... State.....  
10-day money back guarantee on all Kits


## Tools

(Continued from page 88)

open, intermittent, high r.f. impedance and high power factor can be performed. (Pyramid Electric Company, 1445 Hudson Blvd., North Bergen, N. J.)

## VIBRATOR CHECKER

The Model 906 will check both 6-volt and 12-volt vibrators, reading their condition on a "Bad-Good" scale. It will check both



interrupter and self-rectifier type vibrators for proper starting point as well as for quality of operation. Supplied with a new-style plastic front meter, this instrument is priced at \$28.90, wired and tested, and at \$15.50 when furnished in kit form. (Electronic Measurements Corporation, 280 Lafayette St., New York, N. Y.)

-30-

IT'S THE BIGGEST AND BEST EVER

# FREE THE GIANT ALL NEW 1957 BA CATALOG



172  
KING-SIZED  
PAGES

EVERYTHING  
IN RADIO  
TV AND  
ELECTRONICS

100'S OF  
NEW ITEMS  
LISTED HERE  
FOR 1st TIME

21 PAGES  
OF BARGAINS  
NOT IN ANY  
OTHER CATALOG

## BURSTEIN-APPLEBEE CO.

Dept. PE, 1012 McGee St., Kansas City 6, Mo.  
 Send Free BA Catalog No. 571

Name.....

Address.....

City..... State.....

SEND  
FOR IT  
TODAY

Always say you saw it in—POPULAR ELECTRONICS



# GET IN ON THE TV BOOM!



L. C. Lane, B.S., M.A.  
President, Radio-Television Training Association. Executive Director, Pierce School of Radio & Television.

## TRAIN FOR A TOP-PAY JOB AS A TELEVISION TECHNICIAN NO PREVIOUS EXPERIENCE NEEDED — study AT HOME in your SPARE TIME

Next to the atom and hydrogen bombs, the biggest noise being made today is by the booming radio-television-electronics industry.

Now, while the boom is on in full force, is the time for you to think about how you can share in the high pay and good job security that this ever-expanding field offers to trained technicians.

Just figure it out for yourself. There are more than 490 television broadcasting stations operating right now

and hundreds more to be built; more than 40 million sets in the country and sales increasing daily. Soon moderately priced color television sets will be on the market and the color stampede will be on.

All these facts mean that good jobs will be looking for good men. You can be one of those men if you take advantage of my training now — the same training that has already prepared hundreds of men for successful careers in the radio-television-electronics field.



YOU GET ALL THESE IN THE BASIC COURSE

Super-Het Radio Receiver

AF-RF Signal Generator

C-W Telephone Transmitter

Public Address System  
Combination Voltmeter-Ammeter-Ohmmeter

No experience necessary! You learn by practicing with professional equipment I send you. Many of my graduates who now hold down good paying technician jobs started with only grammar school training.

If you have previous Armed Forces or civilian radio experience you can finish your training several months earlier by taking my FM-TV Technician Course. Train at home with kits of parts, plus equipment to build YOUR OWN TV RECEIVER. ALL FURNISHED AT NO EXTRA COST!

After you finish your home study training in the Radio-FM-TV Technician Course or the FM-TV Technician Course you get two weeks, 50 hours, of intensive Laboratory work on modern electronic equipment at our associate school in New York City, Pierce School of Radio & Television. NO EXTRA COST.

With our TV Studio Technician Course (Advanced training for men with previous radio or TV training or experience) I train you at home for an exciting top-pay job as the man behind the TV camera. Work in the TV studios or "on location" at remote pick-ups! Optional N.Y.C. additional training.

RADIO-FM-TV TECHNICIAN TRAINING

FM-TV TECHNICIAN TRAINING

EXTRA LABORATORY TRAINING IN NEW YORK CITY. AT NO EXTRA COST!

TV STUDIO TECHNICIAN TRAINING

## VETERANS!

My School fully approved to train Veterans under new Korean G.I. Bill. Don't lose your school benefits by waiting too long. Write discharge date on Postage-Free card below.

SEE OTHER SIDE

CUT OUT AND MAIL TODAY! POSTAGE FREE!

# Yours FREE

NO STAMP NEEDED!  
WE PAY POSTAGE!

Dear Mr. Lane: Send me your NEW FREE BOOK and FREE SAMPLE LESSON that will show me how I can make TOP MONEY in TELEVISION. I understand I am under no obligation.

(PLEASE PRINT PLAINLY)

Name \_\_\_\_\_ Age \_\_\_\_\_


Address \_\_\_\_\_

City \_\_\_\_\_ Zone \_\_\_\_\_ State \_\_\_\_\_

I AM INTERESTED IN:

- Radio-FM-TV Technician Course
  - FM-TV Technician Course
  - TV Studio Technician Course
  - Color-TV Course
- (Send me Color-TV Brochure only)

**VETERANS!**  
Write discharge date



## Radio-Television Training Association

52 EAST 19th STREET • NEW YORK 3, N.Y.

Licensed by the State of New York

Approved for Veteran Training

# There's a "POT of GOLD" waiting for YOU — at the end of this COLOR-TV servicing rainbow!

## Introducing RTTA's COLOR-TV TECHNICIAN COURSE

(advanced training for men who have had radio and TV experience)



Color television receivers will demand installation, set-up, adjustment and servicing by highly trained specialists—training and skill which you can acquire in your spare time, at home through RTTA's up-to-the-minute COLOR TELEVISION TECHNICIAN COURSE. All of the latest information and methods for the servicing and maintenance of all color TV receivers and equipment. Trains you thoroughly, accurately and reliably. You will be on a par with the best, anywhere! To qualify for this specialized training it is necessary to have had previous radio, television training or experience.

The step-by-step approach found so successful in teaching our Radio-FM-TV Course, FM-TV Technician Course and TV Studio Technician Course is used in this new, up-to-the-minute COLOR TELEVISION TECHNICIAN COURSE. With the RTTA way, you set your own pace for learning—as rapidly or as moderately as suits your own personal convenience. Lessons are written in easy-to-understand language that everyone can follow. They

are illustrated throughout enabling you to grasp the full meaning of concepts immediately.

The course begins with an introduction to the Laws of Color and defines the differences between the transmission and reception of black-and-white and of color television. Starting at the transmitter you are guided through the development of, and transmission of, the composite Color TV signal. With an over-all view of how the receiver functions each circuit is then analyzed. A knowledge of how Color TV circuits work, both as individual and as cooperative units in the receiver, prepares you for all future developments in the field of Color TV. You also receive thorough instruction on test instruments, alignment, as well as servicing. The RTTA Color TV Course features all of the latest information.

For a complete description of the course, send today for your FREE copy of the RTTA COLOR TV Course Brochure.



### SYLVANIA SELECTS RTTA's COLOR TELEVISION COURSE FOR ITS EDUCATIONAL PROGRAM

Service dealers throughout the U.S. will soon be able to learn Color Television from the best available information.

The selection of RTTA's COLOR TELEVISION COURSE by Sylvania Tube Division, one of the nation's top manufacturers of receiving tubes and picture tubes is an added assurance to you of the tremendous value of this course. We are proud of this endorsement by Sylvania. It indicates the outstanding merit of the RTTA course. We know that a company such as Sylvania which has earned its fine reputation over the

years through the high standard of its products and through leadership, would extend such recognition only after careful cooperation and examination by its staff of experts and engineers. They concluded that the RTTA course offers the best opportunity of studying Color Television on a practical basis—to learn the subject thoroughly.

The Color Television Technician Course is being made available to authorized Sylvania Dealers throughout the 48 states who are interested in expanding their knowledge and experience in Color TV servicing.

SEE OTHER SIDE

CUT OUT AND MAIL TODAY!—POSTAGE FREE!

FIRST CLASS  
Permit No. 62058  
(Sec. 34.9, P. L. & R.)  
New York, N. Y.

#### BUSINESS REPLY CARD

No Postage Stamp Necessary if Mailed in the United States

POSTAGE WILL BE PAID BY

RADIO-TELEVISION TRAINING ASSOCIATION

52 EAST 19th STREET, Dept. 57

NEW YORK 3, N.Y.



#### 14 THOROUGH LESSONS

- 1 AN INTRODUCTION TO COLOR
- 2 FORMATION OF THE COLOR SIGNALS
- 3 THE CHROMA SIGNALS
- 4 GENERAL OPERATION OF THE COLOR TELEVISION RECEIVER
- 5 PICTURE TUBES FOR COLOR TELEVISION RECEIVERS — PART I
- 6 PICTURE TUBES FOR COLOR TELEVISION RECEIVERS — PART II
- 7 DETAILED OPERATION OF THE COLOR TELEVISION RECEIVER
- 8 THE CHROMINANCE CHANNEL
- 9 COLOR TELEVISION CIRCUITS — PART I
- 10 COLOR TELEVISION CIRCUITS — PART II
- 11 ADJUSTING THE COLOR TV RECEIVER
- 12 COLOR TV TEST EQUIPMENT
- 13 TROUBLESHOOTING THE COLOR TV RECEIVER
- 14 SERVICING PROCEDURE

SEND FOR YOUR ENROLLMENT APPLICATION TODAY!



## Amplifier Kits

(Continued from page 48)

reached its greatest development in terms of amplifier kits. Working quite independently of each other, kit engineers have almost universally agreed—as evidenced by the number and variety of kits now available—that amplifiers are the most likely components to be considered workable as home construction projects.

The prospective kit buyer invariably wants to know how simple or difficult it is to put together the unit. Many enthusiasts who have never looked inside a kit package, or leafed through the accompanying instruction booklet, have a kind of awe and fearful reluctance about getting themselves involved in the apparently complex wiring that is evident from a quick glance under the chassis or at a conventional schematic diagram.

It is true that to start "cold" and build an amplifier merely from a schematic and parts list does take some experience and training. You must, of course, identify parts and relate their symbolic and functional location on the schematic to their actual location and layout on the chassis. This is not always easy, and involves such things as length and dressing of leads, tube pin connections, mounting and orientation of parts, use of terminal lugs, etc.


Happily, such considerations do not apply to the kits listed here. The modern amplifier kit is conceived of as an exercise in horizontal procedure in which layer after layer of circuitry is added only after the foundation is secure. Rather than wire "stage-by-stage," you wire those things common to all stages at the same time, such as the filament circuits of the tubes. You don't have to know a resistor from a capacitor when you start—but you will know by the time you're finished.

Kit instructions—prepared, by the way, by skilled technical writers and illustrators—are based on the assumption that you know nothing about wiring or schematics. Every conceivable possibility of inexperience, and every chance for error is carefully taken into account. Illustrations provide you with views of the unit in various stages of construction, including detailed close-ups of important and/or relatively complex sections. Hook-up procedures are arranged to facilitate the steps that follow.

For example, there are instructions as to when to solder and when not to solder. The unguided novice might be tempted to solder a connection as soon as the lead has been hooked around its connecting point. This could create trouble and waste time when another connection must be

April, 1957

# NEW



## GRANCO HIGH FIDELITY FM-AM TUNER

A new adventure in sound from leading sound specialists . . . a most versatile FM-AM tuner of fine quality, designed to provide the best static-free FM as well as AM radio reception by simply "plugging it in"

. . . yet, in the Granco tradition of producing much more for much less, priced **lower than any other available tuner.**

More than just a component, this elegantly styled tuner easily connects to any instrument with an amplifier and speaker and affords complete radio listening pleasure . . . FM and AM.

- Exceptional sensitivity and selectivity insure superlative FM and AM reception
- 6 tubes plus selenium rectifier
- Famous Granco coaxial tuner for smooth, sharp, no-interference, drift-free tuning
- Straight A. C. chassis
- A complete package — built-in antennas eliminate installation
- Compact decorator cabinet fits handsomely into any decor

**T-270 FM-AM TUNER only \$54<sup>95</sup>\***

### TECHNICAL FEATURES

2.5 volts maximum audio output — tuning knob and OFF-AM-FM phono switch knob  
**FM Section:** 5 microvolts sensitivity for 20 db. quieting — 88-108 mc. frequency range — 20-15,000 cycles flat audio frequency response — 220 kc. at 3 db. down selectivity — 1.0% total harmonic distortion for 2.5 volts RMS output — built-in antenna. **AM Section:** 20 microvolts sensitivity per meter (on loop stick) — 535-1650 kc. frequency range — 8 kc. selectivity at 2 times down — 2.5% total harmonic distortion at 1 volt RMS output — built-in antenna.

**T-160 FM TUNER \$39<sup>50</sup>\***  
(not shown)




\*Prices slightly higher South and West  
**SEE YOUR GRANCO DEALER TODAY!**  
For additional literature, write

**GRANCO  
PRODUCTS, INC.**

36-07 20TH AVE. • LONG ISLAND CITY 5, N. Y.

— the leader in FM and UHF

# Gear Reduction MOTORS



**DELCO 5069370** (Pictured at left.) 27 Volt Reversible PM Motor and Gear Assembly, in an aluminum case. Output speed is 80 RPM through a friction clutch to a double shaft— $\frac{1}{4}$ " x  $\frac{3}{4}$ " on one side,  $\frac{1}{4}$ " x  $1\frac{1}{2}$ " on the other side. Complete Assembly Size:  $3\frac{3}{4}$ " x 2" x  $1\frac{1}{2}$ " excluding shaft. Has built-in noise filter system. Weight: 1 lb. 5 ozs. **\$5.95**  
Price.....

SAME MOTOR as used in above Assembly—Size:  $1\frac{1}{2}$ " x  $1\frac{1}{2}$ " x  $2\frac{1}{4}$ ". Weight: 4 ozs... **\$3.95**

**General Electric 5BA10AJ52**  
27 Volts @ 65 Amp. Gear reduction 145 RPM output on a  $\frac{1}{2}$ " x  $\frac{3}{8}$ " splined shaft. 14 oz. inch torque. Motor size:  $1\frac{3}{8}$ " x  $3\frac{1}{2}$ ". Weight: 8 ozs. (Pictured at right.) **\$4.95**  
Price.....



**General Electric 5BA10AJ370**  
Gear reduction 250 RPM **\$4.95**

**JOHN OSTER** Shunt Motor B-9-1—27 $\frac{1}{2}$  Volt DC @ .7 Amp. 5600 RPM. Aluminum cased motor and gear assembly. Motor is flange mounted to gear case. Two gear reductions: 22 and 51 $\frac{1}{2}$  RPM on  $\frac{1}{4}$ " x  $1\frac{1}{4}$ " shafts. Size:  $2\frac{3}{4}$ " x 3" x 7". Weight: 1 lb. 14 ozs. **\$3.95**  
Price.....

## MINIATURE BLOWERS



### MOTOR And BLOWER

**DELCO 5068571**—27 Volt DC Reversible PM Motor. 6000 RPM. with Blower. Overall Size, including Blower:  $2\frac{3}{4}$ " x  $2\frac{1}{4}$ " x 3". Weight: 9 oz. (Pictured at left.) **\$4.50**  
Price.....

**DELCO 5069267**—27 Volt DC 6000 RPM. 1.5 oz. inch torque. Reversible Shunt Motor. Flange mounted. Size:  $1\frac{3}{4}$ " x  $2\frac{5}{8}$ " L. Flange:  $2\frac{1}{4}$ ". D. Shaft:  $\frac{1}{4}$ ". Blower Fan attached. No. 10D267..... **\$2.95**

**AC TO DC KIT**—RECTIFIER KIT to operate small DC Motors listed above. 115 Volt 60 cycle input; output 24 VDC 1.5 Amps. Complete with Rectifier Transformer, Wire, Terminals, Instructions, etc... **\$4.95**

**INDUCTION MOTOR—EMC 41314**—110 Volt AC Induction Motor with mounting feet. 1550 RPM through a gear reduction to 24 RPM. Right angle drive. Size: 4" x  $3\frac{1}{2}$ " x  $7\frac{3}{4}$ ". Shaft size:  $5/16$ " x  $3/8$ " with removable Gear. Weight: 5 lb. 13 oz. **\$9.95**  
Price.....

## POWERFUL MAGNETS

As pictured at right—Horseshoe Type—as used with Magnetron Radar Tubes. Ideal for locating hidden metals, lifting, and many other uses:

25 lb. Lift—Size:  $2\frac{1}{4}$ " x  $2\frac{1}{4}$ " x  $1\frac{1}{2}$ "..... **\$2.95**

75 lb. Lift—Size: 4" x  $3\frac{1}{2}$ " x 3"..... **\$4.95**

Assorted Magnets—Round and Square.  
 $\frac{1}{4}$ — $\frac{1}{2}$ —1 lb. ....3 For **\$1.50**



## MINE-DETECTOR

**SCR-625**—Famous Army Mine-Detector—For Prospectors, Miners, Oil Companies, Plumbers, etc. Portable unit for locating all types of buried metal objects up to 24" or more, depending on size and ground condition. Detection by means of a tone. Operating weight approx. 15 lbs. Shipping weight approx. 40 lbs. Complete with batteries..... **\$39.95**

## MICROPHONES and HEADSETS



### F-1 BUTTON CARBON MICROPHONE

As pictured at left—High Gain—May be used on desk, in car, in hand, or strapped to chest. Complete with on-off momentary switch. **\$1.95**  
New: **\$1.95**

**RS-38** Carbon Mic.—With PL-68 Plug. Used: **\$2.50**  
checked

**Sound Powered Mic.** No cord—Used: **\$1.00**  
checked

**HS-30** Headset—Hearing Aid type. Used: **\$1.50**

**HS-18** Headset—4000 ohm..... Used: **\$1.95**

**Sound Powered—One Headpiece only.** Used: **\$1.00**

**TS-10** Sound Powered Headset—Used, checked..... **\$5.95**

**TS-9** Headset—Push to talk switch—No Plug..... Used: **\$3.95**—New: **\$5.95**

**TS-13** Headset—Push to talk switch. With PL-68 and PL-55 Plugs..... Used: **\$5.95**

Address Dept. PE • 25% Deposit on C.O.D. Orders \$5.00 and over. • All prices are F.O.B., Lima, Ohio

# FAIR RADIO SALES

132 SOUTH MAIN ST. LIMA, OHIO

made to the same point later. Kit directions take care of this and everything else. If followed carefully, they insure perfect units.

**Advantages of Kits.** If you have a yearning to "build it yourself," the kit idea is an excellent one. Regardless of which you choose, you know the circuit has been designed, built, tested, and revamped if necessary, by top flight engineers. It represents a standard, substantial, and thoroughly reliable piece of engineering which, while not factory-built, has been factory-tested and is factory-guaranteed.

There's no shopping around for parts or the possibility of last-minute substitutions that may or may not work in place of what was originally and rightfully planned. All the parts you need are conveniently selected, packaged, and labeled. You are even instructed as to what tools you'll need.

Finally, there is the educational value of assembling a kit. From one standpoint, kit assembly can be regarded as a virtual beginner's course in practical electronics. You can't help working with parts and circuits—even if only by rote—without absorbing some technical understanding. What's more, working with your hands and with such simple tools as a screwdriver and a soldering gun can add to your total mental and emotional capital. As a relaxing hobby, as sheer fun, and even as an occupational therapy aid, kit building has rewards that can't be measured in terms of decibels or cycles-per-second.

**Available Kits.** The tables on pages 45 and 46 list amplifier kits now available, arranged by basic types: complete amplifiers, preamplifier-control kits, and basic or power amplifiers. Details on any kit may be obtained from your local hi-fi dealer or by writing directly to the company at the address listed.

Of all the specifications that should have some meaning, "frequency response" and "intermodulation distortion" are the most widely used (and abused). Without thorough and explicit technical data, neither term has much meaning to the hi-fi user. They sound imposing and impressive, but that is little excuse to include them in this survey. Thus, we have made no attempt to rate the amplifiers in terms of their comparative technical specifications.

Each manufacturer attempts in his own fashion to maintain a standard of quality control. All of the amplifiers listed "can reproduce" the desired hi-fi range of 40 to 16,000 cps. Some of them do it the hard way, but they all do it. Some of them can undoubtedly work well within the entire range of, say, 20 to 20,000 cps without a second thought. Price may serve as a guide to

(Continued on page 106)



# STANDARD LINE

MANUFACTURERS  
ORDERS INVITED  
EXPORT ORDERS  
INVITED

FEATURING  
FAMOUS FACTORY

## TUBES

- INDIVIDUALLY BOXED!
- GUARANTEED ONE YEAR!
- FACTORY BOXED ● FACTORY IRREGULARS
- NEW JAN SURPLUS ● EQUIPMENT TUBES

### ALWAYS 1000 TYPES IN STOCK

FREE POSTAGE! On All Orders  
Shipped In U.S.A. Territories and  
A.P.O.'s. Send 25c for handling on or-  
ders under \$5.00. Please send approx.  
postage on Canadian and foreign  
orders. Excess will be refunded.

Below Is A Partial List—Send For  
FREE Complete List and Order Form

024	.42	SAT8	.79	6BK7	.75	7A4	.46	12J5	.39
1A7GT	.42	5J6	.59	6BL7GT	.74	7A5	.52	12L6	.59
1B3GT	.66	5T8	.79	6BN6	.57	7A6	.44	12SA7	.47
1C5GT	.40	5U4G	.48	6BQ6GT	.79	7A7	.44	12SG7	.54
1C6	.25	5U8	.79	6BY5G	.57	7A8	.69	12SL7	.47
1C7G	.42	5V4G	.49	6BZ7	.75	7AU7	.43	12SL7GT	.59
1D5GP	.42	5V6GT	.79	6CA	.36	7B5	.41	12SN7GT	.39
1H4G	.46	5X8	.38	6C8B6	1.17	7B7	.44	12SQ7	.44
1J6GT	.45	5Y3	.42	6CD6G	.50	7B8	.42	12V6GT	.59
1L4	.54	5Y3	.46	6CU6	.79	7B7	.46	12W6	.36
1L6	.45	5Y4G	.44	6G6	.47	7C4	.41	14A7	.44
1LA4	.54	5Z7	.56	6G6	.43	7C5	.42	14B6	.44
1LA6	.46	6A7	.46	6E5	.35	7C6	.44	14Q7	.69
1LB4	.58	6AB	.44	6F5	.37	7E5	.44	19T8	.69
1LC5	.48	6AB4	.66	6F6	.37	7E7	.44	19B6G	.69
1LC6	.48	6AC7	.75	6H6	1.59	7E6	.58	1.17	
1LD5	.56	6AG5	.49	6J4	.38	7E7	.48	25BQ6GT	.84
1LE3	.56	6AG5	.68	6J5	.38	7F7	.65	25CA5	.79
1LH4	.63	6AH4GT	.99	6J6	.38	7G7	.74	25CD6	.79
1LL4	.63	6AH6	.53	6K7	.67	7N7	.58	1.29	
1LL5	.46	6AL5	.41	6L6	.59	7Q7	.64	25CU6	.46
1NSGT	.50	6AM8	.79	6N7	.39	7R7	.34	25L5GT	.36
1R5	.45	6AN8	.45	6Q7	.39	7Y4	.59	25W4GT	.40
1S5	.45	6AN8	.45	6S4	.70	7Z4	.59	25Z6	.24
1U4	.50	6A05	.47	6S8GT	.47	12A4	.40	27	.47
1U5	.45	6A55	2.25	6S7	.75	12A6	.59	35B5	.47
1V2	.66	6AT8	.38	6S8T	.47	12A85	.49	35C5	.46
2A3	.49	6AU4GT	.79	6S8T	.40	12A85	.40	35L6GT	.38
2A7	.95	6AUSGT	.60	6S7	.40	12A85	.65	35W4	.40
2221	.50	6AUB	.72	6S7	.42	12A77	.45	35Y4	.40
3A4	.50	6AUB	.64	6SK7	.58	12A17	.65	35Z3	.38
3A5	.52	6AVSGT	.38	6SL7GT	.56	12A16	.66	39A4	.25
3AL5	.52	6AV6	.47	6S7	.40	12A17	.64	50A5	.47
3AU6	.57	6AW8	.65	6S7	.85	12A7	.62	50B5	.47
3B25	.57	6AX4GT	.56	6T4	.67	12A27	.62	50C5	.39
3B25	.57	6AX5GT	.46	6T8	.54	12B4	.67	50L6GT	.39
3B6	.57	6BA6	.49	6U5	.79	12BA6	.57	45	.80
3CB6	.55	6BC5	.49	6U8	.79	12BA7	.59	84/6Z4	1.25
3Q4	.56	6BC8	.52	6V3	.45	12BE6	.45	117L7GT	1.25
3Q5GT	.46	6BD5GT	.45	6V6GT	.39	12BH7	.63	117N7GT	1.25
3S4	.55	6BE6	.39	6W4GT	.52	12BY7	.59	117P7GT	1.25
3V4	.75	6BF3	1.17	6W6GT	.38	12CA5	.79	117Z3	.36
4BQ7	.75	6BGG	.50	6X4	.38	12CU6	.79	117Z6GT	.61
4RZ7	.79	6BH6	.46	6X5	.74	12DQ6			
5AM8	.79	6BJ6	.67	6X8					
5AN8	.49	6BK5							
5A95									

Receiving Tubes Sent Parcel Post

### Standard Line PICTURE TUBES

Any 10" Tube	\$10.75
Any 12" Tube	\$12.75
Any 14" Tube	\$14.75
Any 16" Tube	\$16.75
Any 17" Tube	\$17.75
Any 19" Tube	\$20.75
Any 20" Tube	\$20.75
Any 21" Tube	\$22.75

Guaranteed One Year  
All Picture Tubes sent Rail-  
way Express F.O.B. our  
warehouse. Sorry, no A.P.O.  
shipments.

### Thousands of TRADE-IN TV'S

Please Specify Console or  
Tubular Model When Ordering

10"	\$25.00
12"	\$30.00
14"	\$35.00
16"	\$42.00
17"	\$49.00
19"	\$56.00
20"	\$63.00
21"	\$70.00
24" (when available)	\$95.00
27" (when available)	\$129.00

Reconditioned By Fac-  
tory Trained Techni-  
cians! Guaranteed To  
Be In Working Condi-  
tion When You Re-  
ceive Them!

Get yourself a second  
set or buy some for  
resale!  
**FREE BONUS**  
two set coupler  
given with each set.

All TV's sent motor  
freight or Railway Ex-  
press F.O.B. our ware-  
house. Sorry, no A.P.O.  
shipments.

**FREE**  
12" TV SET  
with every re-  
ceiving tube or  
order of \$100.00 or  
more!

**Free**  
16" TV SET  
with every re-  
ceiving tube or  
order of \$200.00 or  
more!

**FREE**  
25 ASSORTED  
RESISTORS  
with every receiving  
tube order of \$6.00  
or more!

Bonus TV sets  
are shipped com-  
plete with cabinet  
and picture tube  
house. Our ware-  
house. With slight  
adjustments and  
they can be re-  
stored like new.

We Are  
Not Selling  
Price—We  
Sell Only  
Quality

Remember—  
You Buy Qual-  
ity When You  
Buy Standard.  
Quality Never  
Shouts—It Al-  
ways Whispers

# STANDARD LINE

ELECTRIC COMPANY

432 HARRISON AVENUE, HARRISON, N. J. • Phone: HUmboldt 4-4997



# Lafayette's

## 4 AND 6 TRANSISTOR SUPERHET KITS POCKET AND HOME RADIOS FOR SPEAKER AND EARPHONE OPERATION

**FIRST  
BUILD  
THIS**



**THEN  
BUILD  
THIS**

**19.95**

**POCKET SIZE: 4" L x 3-5/16" W x 1" D BUILT-IN ANTENNA! REQUIRES NO EXTERNAL ANTENNA OR GROUND!**


Lafayette engineers have designed this fascinating 4-transistor superhet receiver kit in a unique and interesting form. It is, by itself, a completely self-contained, pocket sized personal portable set which operates a miniature earpiece so only you can hear; by plugging into the KT-96 kit listed below, it is instantly converted to a full 6-transistor home radio, complete with speaker for the entire family to enjoy. The set is completely subminiaturized and utilizes the new, radically different Argonne "Poly-Vari-Con" ultra miniature 2-gang variable condenser. You will be delighted with the truly subminiature parts, from the variable which measures only 1-1/16" square x 5/8" deep, to the tiny I.F.'s and electrolytics. The chassis measures only 4" L x 3-5/16" W x 1" D. You'll be amazed at its performance. Circuit features use of 4 transistors (2 high frequency and 2 audio type) plus a germanium diode, 2 I.F. stages and built-in high gain ferrite core and antenna. The result is a sensitive, stable and selective set covering the entire broadcast band. Requires no outside antenna or ground connection. The kit is furnished complete with transistors and all parts, including battery and chassis already drilled and punched. The earpiece and carrying case are accessory items, not supplied. All necessary pictorial and circuit diagrams are furnished with simple, easy-to-follow instructions. Shpg. wt., 2 lbs.

**KT-94 Kit ..... Net 19.95**

**MS-311 LEATHER CARRYING CASE ..... Net 1.95**

**MS-260 Super power dynamic earpiece ..... Net 3.95**

**MS-278 Economy earpiece ..... Net 1.95**



**11.50**

## 2-TRANSISTOR CLASS B PUSH PULL OUTPUT STAGE KIT WITH SPEAKER SELF-CONTAINED IN BEAUTIFUL PLASTIC CASE.

• CONVERTS 4-TRANSISTOR KIT INTO A 6-TRANSISTOR HOME RADIO WITH SPEAKER

Add a completely transistorized push-pull audio stage to your 4 transistor receiver. Complete stage including speaker and case measures only 3" H x 2 3/4" W x 1 1/2" D. Plugs right into 4 transistor kit above. Converts your 4 transistor set to a 6 transistor plus diodes superhet receiver. Performance equal or superior to commercially wired sets selling at more than twice the price. Kit includes 2 transistors, 2 transformers, 2 3/4" PM speaker, pre-punched chassis, speaker case to hold entire stage, battery, hardware, instructions and diagrams. Shpg. wt., 1 lb.

**KT-96 ..... Net 11.50**



## FM-AM TUNER KIT

Basic FM-AM Tuner having outstanding specifications and delivering astonishing performance — all at a budget price in easily assembled kit form.

**34.95**

- AFC DEFEAT CIRCUIT WITH FRONT PANEL CONTROL
- FOSTER-SEELEY DISCRIMINATOR CIRCUIT
- GROUNDED GRID TRIODE AMPLIFIER
- 20-20,000 CPS RESPONSE

Choose this 7 tube compact high-fidelity FM-AM tuner whose characteristic features are found in units costing many times as much, and whose performance is unheard of at this low price. There are two front panel controls, a function control for AM, FM, PHONO, TV and a tuning/AFC defeat control. Features Armstrong FM circuit with limiter and Foster-Seeley discriminator. Simplified tuning with slide-rule dial and flywheel counterweighted mechanism, high impedance phono input and high impedance audio output.

### SPECIFICATIONS

**FREQUENCY RANGE:** FM 88-108MC, AM, 530-1650 KC. **ANTENNA INPUT:** FM, 300 ohms, AM Ferrite loopstick and high impedance external antenna. **DISTORTION:** Less than 1% at rated output. **FREQUENCY RESPONSE:** FM, ± 5 db 20 to 20,000 cps, AM ± 3 db 20 to 5000 cps. **SENSITIVITY:** FM, 5 UV for 30 db quieting, AM, Loop sensitivity 80 UV/meter. **SELECTIVITY:** FM, 200 KC bandwidth, 6 db down; 375 KC FM discriminator peak to peak separation, AM, 8 KC bandwidth, 6 db down. **IMAGE REJECTION:** 30 db minimum. **MUM LEVEL:** 60 db below 100% modulation. **TUBE COMPLIMENT:** 2-12AT7, 1-6BE6, 1-BA6, 2-6AU6, 1-6AL5 plus selenium rectifier. **CONSUMPTION:** 30 watts. For 110-120V 60 cycles AC. Attractive etched copper-plated and lacquered finish. Less metal case. Shpg. wt., 9 lbs.

**KT-100 ..... NET 34.95**

**MT-100.....Metal cage for above, Shpg. wt., 3 lbs. .... 5.00**

## LAFAYETTE SIGNAL GENERATOR



**COMPLETELY  
WIRED  
AND TESTED!  
ACCURACY AND  
QUALITY  
GUARANTEED!**

**22.50**

• FREQUENCY 120KC to 260MC!

- 120KC to 120MC ON FUNDAMENTALS!
- 30 DAY TRIAL PERIOD! FULL REFUND IF YOU ARE NOT SATISFIED FOR ANY REASON

Completely wired and tested instrument. Do not confuse with kits sold in the same price range. Has the quality and accuracy of instruments selling for 3 to 4 times as much. Six overlapping ranges — 120KC to 320KC, 320KC to 1000KC, 1MC to 3.2MC, 3.2MC to 11MC, 11MC to 38MC, 37MC to 130MC — all on fundamentals — calibrated harmonics from 120MC to 260MC. Switch between internal modulation at 400 cps or any external source at other frequencies. 400 cps signal can be used separately. Outputs are unmodulated RF, modulated RF and 400 cps audio. RF output is in excess of 100,000 micro volts. Jacks are provided for high or low RF output.

Highly stable special circuit design. Fine adjust RF control. AF output 2-3 volts, input 4 volts, across 1 megohm. 6 inch etched dial plate — protected by clear plastic bezel. Common RF terminals for EXT-MOD input and INT-AF output eliminates need for special connectors. Gray metal case — carrying handle — complete with leads, line cord and plug. For 105-125V, 60-60 cycle A.C. Shpg. wt., 8 lbs.

**LSG-10 — Signal Generator ..... 22.50**

**Lafayette Radio** 165-08 Liberty Ave.  
JAMAICA 33, N. Y.

100 SIXTH AVE. NEW YORK, N. Y.  
PLAINFIELD, N. J., 139 W. Second St. BOSTON 10, MASS., 110 Federal St.  
BRONX 58, N. Y., 542 E. Fordham Rd. NEWARK 2, N. J., 24 Central Ave.  
Include postage with order.




# FREE! LAFAYETTE CATALOG



## ELECTRONIC CATALOG PACKED WITH MONEY SAVERS

Packed with the largest selection of Electronic, Radio and T.V. Parts, and equipment, P.A. Hi-Fi systems, tubes, antennas, Transistor Kits, parts and components, Test Equipment, new build your own kits, tools, books, Microscope, drafting equipment, Binoculars, Telescopes, All Radio, TV and ham supplies — ALL AT GREAT SAVINGS — For the economy minded servicemen, dealer, engineer and technician. **CHUCK FULL OF BUYS! SEND FOR YOUR FREE COPY TO-DAY.**


### 3 TRANSISTOR HI-FI PREAMPLIFIER KIT



New Lafayette Hi-Fi Pream Kit using new GE 2N190 quality audio transistors. Separate Volume, Bass and Treble controls. Frequency response 20-20,000 cps. Three phono and microphone. Provides low-noise, stable preamplification without hum and microphonics. Complete with all parts transistors, pre-punched chassis, battery and detailed step-by-step instructions. Size 4 1/4" x 3 3/4" x 1 1/2". Shpg. wt., 2 lbs.

KT-117—Complete Kit.....Net **18.45**

### 5 TRANSISTOR PUSH PULL AMPLIFIER KIT




- 3/4 WATT, CLASS B, PUSH-PULL OUTPUT
- CRYSTAL AND MAGNETIC INPUT
- SEPARATE BASS AND TREBLE CONTROLS

New 5 transistor audio amplifier for phono—microphones—tuners—etc. Excellent for the experimenter—student—or any one desiring a good transistorized amplifier.

Uses new G.E. 2N189 and 2N186A transistor. Inverse feedback for reduction of distortion. Transformer coupled driver and output stages. Complete with punched chassis, knobs, transistors, all parts and detailed instructions and diagrams.

KT-104—3.2 ohm output.....Net **22.95**  
KT-105—8 ohm output.....Net **22.95**

### TRANSISTOR CODE PRACTICE OSCILLATOR KIT



For those interested in mastering the international code, an audio oscillator is essential. The circuit of this transistorized feedback oscillator has the simplicity of the neon tube, the signal strength of the vacuum tube, and requires only two penlite cells for weeks of service. It may be used for solo practice, or two may send and receive with the same unit. Kit comes complete with Transistor, Telegraph Key, Resistors, Condensers, Masonite Board, etc., and Schematic Diagram.

KT-72.....Net **2.99**  
Cannon ECI—Single Headset.....Net **1.13**

### 2 TRANSISTOR POCKET RADIO KIT



Packed into a 2 1/2" x 1 1/2" x 1 1/2" plastic case. This Two Transistor plus crystal diode radio kit offers many surprises, utilizing a regenerative detector circuit with transformer coupled audio stage. Gives you high gain and excellent selectivity. Pulls in distant stations with ease with more than ample earphone volume. Kit comes complete with two transistors, crystal diode, loopstick, Argonne transistor audio transformer, resistors, condensers, plastic case, etc. Including schematic and instructions.

KT-68A Complete Kit less earphones. **10.95**  
MS-260 New Super Power Dynamic Earphone, Ideal for Transistor Circuit Imp. 8000 ohm, D.C. **3.95**

### NEW POCKET AC-DC VOM MULTITESTER 2,000 ohm per Volt on AC & DC



• Completely wired — Not a kit  
Accurate VOM with a sensitivity of 2000 ohms per volt on both AC and DC. Single selector switch. 3" 160 amp. meter. Scales: DC Volts: 0-10-50-500-1000; AC Volts: 0-10-50-500-1000; Ohms: 0-10K, 0-1 Meg; DC Current: 500 ua and 500 ma; Decibel: -20 to +22, +20 to 36; Capacity: 250 mmf to 2 mfd and .005 to 1 mfd. Heavy plastic panel, metal bottom. 4 1/4" x 3 1/2" x 1 1/4". With batteries and test leads. Shpg. wt. 4 lbs.  
RW-27A.....**8.75**

### 3 TRANSISTOR SUPERHET POCKET RADIO KIT



- A TRUE POCKET SUPERHET RECEIVER—NO EXTERNAL ANTENNA!
- NO EXTERNAL GROUND!

A remarkable sensitive, super-selective pocket superhet receiver with astonishing performance over the complete broadcasting band. Uses 2 high-frequency and one audio transistor plus efficient diode detector and features 2 specially matched IF transformers for maximum power transfer. The components are housed in a professional looking beige plastic case.

The receiver's appearance enhanced by attractive maroon and silver station dial. Sensitive built-in ferrite antenna eliminates need for external antenna. A designer's dream in a true pocket superhet receiver! Complete with all parts, transistors, battery, case, dial and easy to follow step-by-step instructions. 4 1/4" x 2 3/4" x 1-1/16". Shpg. wt., 1 lb.

KT-116—Complete Kit, less earphone.....Net **16.95**  
MS-260—Super Power Dynamic Earphone.....Net **3.95**

### 1 AND 2 TRANSISTOR POCKET RADIO KITS

#### ONE TRANSISTOR POCKET RADIO KIT—KT-97

- IDEAL FOR STUDENTS, HOBBYISTS AND EXPERIMENTERS
- PRE-PUNCHED CHASSIS FOR ADVANCEMENT TO 2 TRANSISTOR KIT



Ideal, low-cost transistor pocket radio kit. Super-selective ferrite loop antenna permits good reception up to 50 mile radius with approx. 50 ft. antenna and good ground. Provisions for advancement to 2 transistor receiver. Complete Kit with simple detailed instructions. 3 3/4" x 2 3/4" x 1". Shpg. wt., 1 lb.

KT-97—Complete, less earphones.....Net **4.50**

#### TWO TRANSISTOR POCKET RADIO KIT—KT-98

Contains all KT-97 components plus additional R-C coupled transistor stage for increased sensitivity and output. Complete with instructions. Shpg. wt., 1 lb.

KT-98 —Complete 2 Transistor Kit, less earphone.....Net **5.95**  
MS-111—Crystal earphone for KT-97 and KT-98.....Net **1.49**  
MS-260—Super power dynamic earphone.....Net **3.95**

### 20,000 OHM PER VOLT MULTITESTER SEMI KIT



A new kind of kit—the difficult work is already done—you wire in only a few multipliers and mount the battery holder to complete the unit. A fine high sensitivity (20,000 ohms per volt DC—5000 ohms per volt AC) instrument employing a 3" 400 microamp movement. Has 4 DC voltage, 4 AC voltage, 2 DC current, 3 resistance and 2 db ranges. Complete with test leads and detailed instructions. Size 3 3/4" x 4 3/4" x 1 1/4". Shpg. wt., 3 lbs.


KT-20—Kit.....Net **11.95**

*Lafayette Radio* **165-08 Liberty Ave. JAMAICA 33; N. Y.**  
DEPT. 1D

SEND FREE CATALOG!

NAME \_\_\_\_\_  
ADDRESS \_\_\_\_\_  
CITY \_\_\_\_\_  
ZONE \_\_\_\_\_ STATE \_\_\_\_\_

CUT OUT AND MAIL TODAY!



**NEW! Mail Order Center** ----->



**\$13.95\* radio kit**  
**by Packard-Bell**  
 AN AMAZING VALUE, IN  
 CHOICE OF CLEAR PLASTIC OR IVORY CABINET

The famed Packard-Bell 5R1 in an exciting new kit perfect for student instruction in electronics. Powerful 5-tube superheterodyne circuit. Everything included: tubes, wiring diagrams, complete parts layout sheets. \$13.95\* plus \$1.50 for postage and handling. Add 4% tax in Calif. Write for free illustrated catalog on other kits.

**ELECTRONIC KITS SUPPLY CO.**

Dept. P4, 1727 Glendale Blvd., Los Angeles 26, Calif.

**Kits**

(Continued from page 102)

this point since obviously only the more expensive amplifiers can afford to use the optimum output transformers as well as other fine parts that make for high quality.

As far as the mysterious "Intermodulation Distortion" (IM) is concerned, tests reveal that all of the amplifiers operate well within tolerable limits when operated at "reasonable" volume levels. Leading authorities agree that even with 3% IM distortion (which seems a whopping amount in the light of present-day amplifier design), a critical person can listen intently without really hearing any distortion and without suffering fatigue. There is virtually no question that the IM of the amplifiers listed here fall below that amount.

The bulk of the information selected for inclusion in these tables is of prime importance to the hi-fi user of the equipment and is frankly slanted toward an *operational* approach.

We are no longer sorting out amplifiers as "good" or "bad" or "hi-fi" or "not hi-fi." For the same reason, no attempt has been made to advise readers which kits to buy. Properly constructed, any of these kits can provide years of service. The one to choose is the one that meets your individual needs in terms of power requirements, space requirements, flexibility of installation, matching to other components, anticipated expansions or changes in the system, individual styling, and—of course—your budget.

—30—



**From Stem to Steam . . .**

(Continued from page 43)

lines—digesting a long list of variables, such as coal consumption and prices, transmission losses, generator output, turbine efficiency, load distribution and peak demands.

A power company, consisting of many widely scattered substations and generating plants, has varied demands for power output. The demand changes from minute-to-minute, hour-to-hour and day-to-day, depending upon when Mrs. Homemaker decides to use her vacuum cleaner, toaster, range or sewing machine.

Add to these varying demands the differing efficiency of each substation and generating plant, and a knotty problem results. Substation efficiency (the ability to distribute power) varies with each station and can only be accurately determined by knowing such variables as the age of the various boilers (often several per station), the turbine output and generator output.

When all the variables are computed by



**ATOMOTRON**  
 First Model Atom Smasher

Now in use in hundreds of America's leading High Schools and Colleges

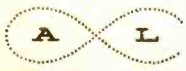
See and learn wonders of Nuclear Physics and Electricity with miniature high-voltage generator. Make artificial lightning . . . piib balls defy gravity, propellers turn at a distance. Only 7" high. Produces 75,000 volts on a 2-inch

diameter sphere, yet is absolutely safe for the youngest child. Operated by sturdy 110 volt A. C. motor . . . comes complete with Smog Control Unit, Field Reaction Rotor, Plastic-encased Piib-Ball, Paper Strand Cluster, Electric Wind Unit, Neon Light Wand and Illustrated Experiment Manual. Price assembled, \$19.95, post paid; in kit form, \$14.95, post paid.

**NEW 3-IN-1 ELECTROMAGNET**

Insert D. C. coil, suspend 100 lbs. with only 1 flashlight battery. Insert A. C. coil, push switch and levitate aluminum ring 3 inches. Light bulb included to demonstrate transformer action. Magnet & keeper precision-machined of low carbon steel. Long-life coils wound with Formvar-insulated copper wire. Complete with all accessories & experiment manual, \$14.95 post paid.

Cash, check or money order. (In California, 4% Sales Tax.)




**ATOMIC LABORATORIES**  
 P. O. Box 343-C, Berkeley, Calif.

World's Leading Manufacturers of new low-cost Educational Scientific Equipment




# Save at Esse



## RADIO LOOP SYSTEM AS-81

Convert your present receiver for loop reception for direction finding. Freq. range 2.3—10 mcs. Ideal for mobile or marine use. Has self-contained 12 V. DC vibrator power supply. Connection is simple by merely connecting 12 V. DC source and antenna output to receiver antenna input. Has sensing and phasing switch and multicolor vernier illuminated dial. Increased sensitivity will be found over most usual antenna systems. Size of unit 7" x 24" x 9" mounted on shock base. Shipped in wood and metal carrying case with spare tubes, vibrators, etc. All necessary lead wires incl. Orig. price \$315.00. Shipping wt. 60 lbs.

**BRAND NEW—**  
**SURPLUS BARGAIN . . . \$19.95**



## FIND TREASURE HIDDEN WATER PIPES METAL IN LOGS LOST MARINE EQUIP., etc. FAMOUS ARMY METAL DETECTOR SET SCR-625 . . . \$79.50

The most successful detector of the U. S. Army which has had countless articles written on its successful operation in finding treasure, buried and/or hidden sunken items. If you want the best in a metal locator, don't pass up this item. We have sold these in the past on the surplus market for as high as \$229.00. A new purchase allows this price while quantity lasts. Normal penetration approx. 30". More under favorable conditions. We have reports of location of large masses up to 8' in water and 30' in sand. Unit comes complete in carrying case but less batteries. Ship. wt. 55 lbs.  
Batteries for above unit—per set. . . . . **\$6.27**



## TU25-A TUNING UNIT New . . . . \$1.95

Transmitter type in range of 3500-5250 Kc. Originally used on BC-223 transmitter but makes ideal foundation for your home constructed transmitter. Contains sockets for 4 crystals for 4 channel operation or M.O. Size 11"x9 1/2"x5 1/2".

Ship. wt. 21 lbs.  
New, Price . . . . . **\$1.95**

Metal case for above unit with piano hinged cover and slide fasteners. Constructed of 3/32" steel with approx. dimensions of TU above. Black crackle finish. Ideal for storage of above unit or other use. Price with TU—  
**\$1.95**  
\$1.00 Addn. Separate. . . . .



## R-1/ARR-1 Receiver . . . . \$2.95

Described in Radio TV News, Jan, 1949, for use in 220 Mc. converter. Essentially a two stage RF acorn tube superhet converter as it now stands. Also can be used for a preselector. Small enough for mobile only 3 1/2" w. x 3" h. x 10" d. Rugged aluminum construction. Has four 954 acorn tubes. Filaments now operate on 12 or 24 volts by merely throwing switch in unit or can be easily modified for 6 V. operation. Dial is calibrated in range of 234-258 Mc. Operation can be changed for use from 50 to possibly 300 Mc. Cover not shown but included. Complete with conversion as written in above mag. Brand new units, not demilitarized. **\$2.95**


Ship. wt. 4 lbs. . . . .  
ARR-1, mobile antennas for above receiver and frequencies. Ship. wt. 1 lb. New . . . . . **\$1.25**  
Co-Axial antenna relay for use with above or other transmitter-receiver combinations. Ship. wt. 2 lbs. New . . . . **\$1.25**



## A ONCE IN A LIFETIME SPECIAL 30 WATT TRANSMITTER BC-604 \$9.95

ORIGINAL COST—\$504.00

Mobile for 12 or 24 V. DC. Our fortunate purchase allows us to pass on this tremendous bargain to you. Don't delay ordering as these units won't last long at the price. A 30 watt 20-27.9 Mc. 10 channel push-button control crystal controlled FM transmitter that requires only power supply and accessories to put on the air. Meter switch allows use of single self-contained meter for checking and alignment. All tubes included which in themselves are worth more than our price. Ship. wt. 60 lbs.  
Guaranteed **\$9.95**  
new to excellent. . . . .  
Circuit diagram on top cover.



## SYNCHRO Motor and Generator Only \$4.95 Per Pair

Simply connect like stator wires of each unit (marked with S on unit) and rotor wires (marked with R on unit) in series with 110 V. 60 cycle current, you have an electrical equivalent of a flex shaft without usual limit to length, backlash error, and friction. Ideal for your beam direction indicators, wind direction indicators, antenna rotation, etc. Popular size 5 (6 1/2" long 3 1/2" dia.). Units orig. made for 400 cycle but operate intermittently on 60 cycle when connected in series as above. Ship. wt. 12 lbs. per pair. **\$4.95**  
Price per pair, used units. . . . .  
Regular 60 cycle units, per pair. . . \$9.95



## RL-42-B Antenna Reel/Motor. \$2.50

Used originally for remote controlling of automatic trailing wire antenna. Motor is 1/2 hp. x 24 V. DC with oil-less sleeve bearings. The gear train, breaking and disconnect mechanism, reversible and variable speed motor makes this an ideal unit for conversion to coil winders, etc. Ship. wt. approx. 5 lbs  
New—each. . . . . **\$2.50**

# ESSE

REMIT SHIPPING CHARGE AND INSTRUCTIONS WITH ALL ORDERS. OTHERWISE ORDER WILL BE SHIPPED EXPRESS COLLECT. ALL ITEMS GUARANTEED TO YOUR SATISFACTION OR MONEY REFUNDED IF RETURNED PREPAID WITHIN 10 DAYS OF RECEIPT.  
**RADIO CO. • 42 WEST SOUTH ST. • INDIANAPOLIS 25, IND.**

human beings using mechanical equipment, a time lag results, causing some equipment to overload while a neighboring substation remains below its operating capacity.

With the new computer, variables from the entire system are digested electronically, computed automatically and the necessary adjustments made instantaneously.

**Similar techniques** for gathering and analyzing data from distant and inaccessible places have been developed for the U. S. Air Force Missile Test Center at Cocoa Beach, Florida, a rocket range which has become a kind of "main stem" traveled by the awesome harbingers of future forms of flight.

A ground-based computer, generously dubbed "Mr. Genius" by the scientists who spent their own genius and five years on its design, effectively becomes part of the instrumentation of the missile. It digests large quantities of missile flight data, producing answers to problems in a small fraction of the time formerly required for solution of these complex equations.

To give engineers a chance to correct possible mistakes, data recorded during the firing of each missile should be computed, correlated, and analyzed before the next missile is launched. In the past, there was no way to complete this tremendous math-

ematical task in the short time between launchings. Now the computer with its fast answers makes it possible for each missile to "learn" from the one just ahead. Tying in this computer with the many research problems of the Air Force missile program, Air Force scientists are making "Mr. Genius" very much at home on the range.

Computers thus keep a controlling grip on our prime sources of power, from the time-honored steam engine to the latest rocket motor. These electronic units whip up the raw energies of fuel combustion to the limits of efficiency and at the same time keep these forces from getting out of hand by becoming dangerously explosive. -50-

## Build This "Electronic Brain"

(Continued from page 72)

chatters, check both transistors and also the polarity of *C1* and *C2*. Check both of these capacitors for a possible defective unit. Make sure no light from the controlled lamp is getting into the photocell. And check the adjustment of *RL1*. If one of the other relays chatters, make sure all relay contacts are clean.

If the lamp turns on and off about twice

# 40¢ FOR ANY TUBE

WE WILL NOT BE UNDERSOLD

**We Have OVER 1000 USED TV SETS**

At All Times in Our Huge Warehouse. Buy one or more of these WORKING TV's to sell or use as your own second set! All sets in GOOD WORKING condition: Your Choice—Console or Table Model.

10" ..... \$23.00	19" ..... \$58.00
12" ..... \$28.00	20" ..... \$64.00
14" ..... \$33.00	21" ..... \$72.00
16" ..... \$40.00	24" ..... \$99.00
17" ..... \$46.00	

When ordering TVs, state whether table model or console is desired. Also preference on make of set. All TVs sent railway express P.O.B. Newark. On any quantity WIRE or CALL today!

PROMPT SHIPMENT OF ALL ORDERS!

**FREE BONUS ANTENNA GIVEN WITH ANY TV SET ORDER!**

SEND for our FREE complete TUBE & PARTS LIST and order blank.

**FREE POSTAGE** in U.S.A. and Territories on orders over \$5.00. 25¢ handling charge on orders under \$5.00. 25% deposit required on C.O.D.'s. Please send approximate postage or freight on Canadian and foreign orders. Subject to prior sale.

**DON'T PAY MORE FOR SET TESTED LONG LIFE DEPENDABLE HI-FI RADIO & TV TUBES • BUY VIDEO • INDIVIDUALLY BOXED—ALL GUARANTEED FOR ONE YEAR OR YOUR MONEY BACK WITHIN 5 DAYS—\$7.00 Per Hundred**

Some Standard Brand—Others With Famous VIDEO Brand						
0A2	2X2	6AC7	6BK5	6C57	7F9	12V6GT
0A3	3A4	6AG5	6BN6	6SH7	7N7	12X4
0A4	3A5	6AF4	6BK7	6SJ7GT	7Q7	14A7
0B2	3AL5	6AH4GT	6BL7GT	6SK7GT	7Y4	14B6
0C3	3AU6	6AK5	6BQ6GT	6S7GT	7Z4	14Q7
0Z4	3BC5	6AL5	6BQ7	6SN7GT	12A6	198B6GG
1A7GT	3CB6	6AM8	6BY5G	6SQ7	12AH7GT	19T8
1B3GT	3Q4	6AN4	6BZ7	6S7	12AT6	24A
1C7G	3Q5GT	6N8	6C4	6SV7	12AT7	25AV5GT
1F4	3S4	6AQ5	6CB6	6C78	12AU6	25BQ6GT
1H4	3V4	6A07GT	6CDB6	6U4GT	12AU7	25CDB6
1H5GT	4B27	6AS5	6CF6	6U7G	12AV6	25CUG
1J6GT	4B97	6AS7G	6CS6	6V8	12AV7	25L6GT
1L4	5AM8	6AT6	6CUGGT	6B3	12AX4GT	25W4GT
1L6	5AN8	6AU4GT	6E5	6V6GT	12AX7	25Z6GT
1LA6	5AQ5	6AU5GT	6H6GT	6W4GT	12AZ7	35L6GT
1LCS	5AT8	6AU6	6J4	6W6GT	12B4	35W4
1LH4	5AW4	6BV5GT	6JS7	6K4	12B6	35Y4
1LNS	5AZ4	6AV6	6J6	6K5GT	12BE6	35Z3
1N5GT	5J6	6AX4GT	6K6GT	6X8	12BH7	35Z5GT
1S4	5T4	6BA6	6L6	6V6G	12BY7	50A5
1S5	5T8	6AX5GT	6N7GT	7A5	12CUG	50B5
1T4	5U4G	6BC5	6S4	7A7	12C6	50C5
1U4	5U8	6C67	6S7	7B5	12C7	50L6GT
1U5	5V4G	6BE6	6S7	7B7	12D7	80
1V2	5V6GT	6BF5	6S87Y	7C5	12SJ7GT	117N7GT
1X2	5Y3	6BG6G	6S7	7C6	12SK7	117P7GT
2A7	5Y4G	6BJ6	6S7	7C7	12SN7GT	117Z3
2D21	6AB4	6BJ6	6SF7	7F7	12SQ7	

**FREE RCA "CHEATER" CORD GIVEN WITH ANY TUBE ORDER OF \$7.00 OR MORE! PROMPT SHIPMENT OF ALL ORDERS.**

# VIDEO ELECTRIC COMPANY

79 CLINTON PL. NEWARK, N. J. Phone Humboldt 4-9848





# "I'M WITH UNIVAC"

People sit up and take notice when you say you're with Univac.®

The mere mention of this world-famous organization sets you apart as someone interesting and important. And rightly so . . . for Univac engineers and technicians are involved in some of the most fascinating scientific work of all time. Their achievements in the field of automatic data processing and automation have revolutionized concepts of national defense, manufacturing, business procedures, communications and transportation.

The special pride you feel when you say "I'm with Univac" is just one of the satisfactions of a career with this world-leader in the field of electronic computers. Investigate the unusual opportunities offered by a career with Univac as a Field Location Engineer or Technician.

**Immediate openings for: FIELD LOCATION ENGINEERS • FIELD LOCATION TECHNICIANS**

Send complete resumé to:



**Remington Rand Univac**

DIVISION OF SPERRY RAND CORPORATION  
at any of these three plant locations

MR. D. A. BOWDOIN  
Dept. MP-31  
2300 W. Allegheny Ave.  
Philadelphia, Pa.

MR. R. K. PATTERSON  
Dept. MS-31  
1902 W. Minnehaha Ave.  
St. Paul W4, Minn.

ROBERT MARTIN  
Dept. MN-31  
Wilson Avenue  
South Norwalk, Conn.

© Registered in U. S. Patent Office

April, 1957

109

ASSEMBLE YOUR OWN  
**WALKIE-TALKIE**  
RADIOPHONE



for as little as  
**\$6.98**  
plus accessories

Specifications: 1 to 5 mile range with 18-inch antenna and much more with directional beam antenna. Tunes from 144 to 148 mcs. High level amplitude modulation. Silver plated tank circuit and many other exclusive features assure maximum efficiency and long battery life. Fully portable—no external connections ever needed. Meets FCC requirements for general class amateur license. No minimum age requirement.

The following components are all you need to assemble a complete walkie-talkie as illustrated. Factory wired and tested transmitter chassis complete with special dual tube \$6.98

- High output carbon mike \$1.49
- Miniature mike transformer \$ .98
- Powerful alnico magnet headphone \$1.25
- Strong 16 gauge aluminum case (8"x5"x2") with all holes punched, battery compartment, battery switch plus all hardware and fittings including 18" antenna \$3.98

Uses standard batteries available at your local radio store. All components except tubes guaranteed for one year. Include 5% for postage. COD's require \$2.00 deposit

- SPECIAL: Limited quantity, brand new Western Electric telephone handsets \$6.98
- Receiver impedance matching transformer for using handset with walkie-talkie \$ .98

All orders immediately acknowledged


**SPRINGFIELD ENTERPRISES**

Box 54-E

Springfield Gardens 13, N. Y.

Free

**ALLIED'S**  
1957 ELECTRONIC  
SUPPLY GUIDE



Save on Everything in  
Kits, Hi-Fi, Electronics

Send for the leading Buying Guide to the world's largest stocks of Electronic equipment, including the great line of Knight-Kits, Hi-Fi equipment, recorders, TV accessories, Ham gear, P.A., test instruments, parts, tubes, tools and Books—all at lowest prices. Write for your FREE copy today.

356 PAGES  
packed with value

**ALLIED RADIO**

ALLIED RADIO CORP., Dept. 79-D-7  
100 N. Western Ave., Chicago 80, Ill.

Send FREE 356-Page 1957 ALLIED Catalog

Name \_\_\_\_\_

Address \_\_\_\_\_

City \_\_\_\_\_ Zone \_\_\_\_\_ State \_\_\_\_\_

a second, light from the controlled lamp is getting into photocell *SP1*. Move the position of the lamp, or the control unit, until the condition ceases.

If the lamp goes off when another lamp is turned on, light from the second lamp is getting into the photocell. Relocate the second lamp, the control unit, or both.

Regardless of the setting of *R3*, if the light remains on when daylight is falling on the photocell, check *SP1* and its connections. The black lead must go to the base of *TR1*, the red lead to the base of *TR2*. Make sure that the bracket of *SP1* is insulated from the box, and that resistors *R4* and *R5* have not been accidentally interchanged. Check the sensitive relay adjustments and the continuity of the coil.

With the photocell in total darkness, if the light remains off regardless of the setting of *R3*, check *TR1* and *TR2*. Make sure *CR1* has been connected in the circuit with the proper polarity. If it has been accidentally reversed, check the condition of both transistors for possible damage due to the wrong connection. Check the sensitive relay adjustments, and check the continuity of the coil of *RL3*. Finally, make sure all relay contacts are clean.

-50-

**Transistorized Slave Flash**

(Continued from page 74)

the unit should be very responsive to the bright burst of light from the camera-mounted flash. (When placing a bulb in the socket, however, it's a good idea to keep your thumb over the photocell to prevent accidental discharge.) Disconnect the meter and remove the short. You're ready to go.

**ADDITIONAL NOTES TO CAMERA FANS**

When similar flash bulbs are used in both the camera gun and the slave, they cannot, of course, reach peak brilliance at exactly the same time. Using Class M bulbs, for instance, which reach their peak light output 20 milliseconds (ms.) after the circuit is closed, the bulbs might peak 20 ms. apart plus the 2 to 4 ms. required for the slave circuit to respond.

Actually, with the relay carefully adjusted and the slave 10 or 15 feet from the camera, the two bulbs peak only 10 or 15 ms. apart, since the slave is generally actuated long before the camera bulb reaches peak output. This small difference is relatively unimportant since at 1/50 second the camera shutter is open for 20 ms., adequate to catch both flashes if the shutter is properly synchronized. However, if you are operating the slave at some distance from the camera and find you are missing the light from the slave, you might try a slower shutter speed.

In practice, it has been found very satisfactory to use a Class M bulb (20-ms. delay), such as a Press 25 or No. 5, on the camera and a Class F bulb (5-ms. delay), such as SF or SM, on the slave. This combination pulls the two flashes 15 ms. closer together and they peak almost simultaneously.

-50-



**FREE!**  
**ANY**  
**\$1 ITEM**  
**FREE WITH**  
**\$10 ORDER!**

# April Shower of BUCK BARGAINS!

## SIXTY-THREE OF LEKTRON'S

**FAMOUS KIT KING DOLLARBUYS!**

**FREE! NEW SPRING FLYER!**  
 HUNDREDS OF BARGAINS!  
 SUBMINIATURE • AUDIO TRANSISTOR • SOLAR KITS HOUSEHOLD MOTORS TOOLS • PARTS • OPTICS • PHOTO EQPT.  
**WRITE TODAY!**

**20 PRINTED CIRCUITS.** Asstd. top makes, for transistor, radio, hobby circuitry. Reg. \$1.10.

**3 AC-DC CHOKES.** 800 ohms, 3H-50ma. For hobby power supplies. Open frame mfg. Wt. 2 lbs. Reg. \$1 each.

**5 ROLLS TAPE.** electrical, plastic, friction, rubber. For home, shop or lab. Reg. \$1 \$2.50.

**MINI-METER BUY!** 1 3/4" round, chromed, 0 to 6 amps, AC. For model railroads, power supplies, motor. Reg. \$3. \$1

**60 XFMRs & COILS.** IF, RF, ant., slug-tuned coils, chokes, 25 types! Wt. 3 lbs. Reg. \$1 \$1.5.

**WORD'S SMALLEST RADIO KIT.** 2 1/2 x 1 1/4 x 3/4". Permeability tuner, diode, pre-drilled case. All parts, instructions. Reg. \$3.50. \$1

**8 TRANSISTOR SOCKETS,** for subminiature tubes, too. Mica filled. Reg. \$3. \$1

**10 FP ELECTROLYTICS.** Asstd. twist-lock units; singles, duals, triples. Wide variety values. \$1 Wt. 2 lbs. Reg. \$12.

**10 TUBULAR ELECTROLYTICS.** Variety of pictorial units. Radio, TV and hobby must! Wt. 1 lb. Reg. \$8. \$1

**30 DISC CAPACITORS.** Most-used ceramic, tin-diffs, too! Asstd. hobby values to .01 mf; to 3KV. Wt. 1/2 lb. Reg. \$1 \$6.

**2 TRANSISTOR LOOPSTICKS.** Tapped, hi-Q ferrite adj. core. Best selectivity & sensitivity. Wt. 1/2 lb. Reg. \$5. \$1

**2 AC HOBBY MOTORS.** Scoop! 115 VAC, 60 cycles, 3,000 rpm for fans, blowers. Priced to sell! Reg. \$10. Wt. 3 lbs. \$1

**2 SUB-MINI Transistor Couplers** for coupling transistor circuits. Center-tapped, 10K imp., 5,000 DC ohms. 7/8 x 7/8". Reg. \$1 \$10.

**SUN BATTERY/PHOTO CELL.** 1 3/8" dia. unmounted. Better than B2M! Reg. \$5. \$1

**0-60 MIN. PHOTO TIMER.** "Minute Miser" by Rhodes. Less dial & hardware. In 1 1/2" micro-switch, controls appliances, too! Wt. 2 lbs. Reg. \$6. \$1

**SUB-MINI CRYSTAL MIKE.** Postage stamp size, 3/4" sq.! Styrene cased. High imp., clear, crisp response. Reg. \$6. \$1

**125 RESISTORS.** 1/2 to 2w. 40 values; 5 ohms to 10 megs. 5% tol. Reg. \$15. \$1

**3 LBS. HARDWARE.** 2000 pcs. asstd. screws, springs, washers, etc. Reg. \$8. \$1

**G-E PREAMP KIT** for magnetic cartridges. Chassis, parts, diagram. Less GSC7 (88c extra). Wt. 1 lb. Reg. \$4.50. \$1

**175-ft. HOOKUP WIRE** in 25-ft. rolls. Ass'd. colors, stranding, insulation. #18 to 24. Wt. 2 lbs. Reg. \$3.75. \$1

**100 CERAMIC CONDENSERS.** Asstd. types top makers. 30 values, color-coded. Discs, too. Reg. \$15. \$1

**4 CRYSTAL DIODES,** popular types—IN56, IN58, IN69, IN81. Reg. \$5. \$1

**5 SILICON DIODES,** IN21, two IN22, IN23, IN105. Reg. \$1 \$1.5.

**60 TUBULAR CONDENSERS.** 30 types, .0005 to 0.5 mf to 1500V. Wt. 2 lbs. Reg. \$12. \$1

**70 RESISTORS.** Insulated IRC, A-B, etc. 5 ohms to 10 megs; 1/2, 1 & 2w. 1% & 5%, too. Wt. 1/2 lb. Reg. \$10.55. \$1

**70 TERMINAL STRIPS** and boards. 15 types, 1 to 20 screw & solder pts. Wt. 1 lb. Reg. \$5. \$1

**60 STANDARD KNOBS.** Asstd. colors, bakelite & plastic. Wt. 2 lbs. Reg. \$8. \$1

**70 MICA CONDENSERS.** 30 values: .0001 to .01 mf to 1000V, Silver, 5% included. Wt. 1 lb. Reg. \$5. \$1

**100 RADIO PARTS** including resistors, condensers, strips, controls, forms. Wt. 2 lbs. \$1 Reg. \$6.

**40 POPULAR BULBS.** 1.1 to 6V, screw & bayonet types, miniature. Wt. 1/4 lb. Reg. \$1 \$3.20.

**EMERSON TUNER.** HI-Q, permeability tuned ANT & OSC coils, w/padders, on 2 x 4" plate, w/variable tuning mech.. \$1 540 to 1600kcs. Reg. \$5.

**40 MINIATURE CONDENSERS.** Asstd. miniature, subminiature, printed circuit types: Centratlab, Sprague. \$1

**40 MINIATURE RESISTORS** in poly box. 1/4" long. 20 values; 15 ohms to 10 megs, 1/5w. \$1 Reg. \$5.

**40 MOLDED CONDENSERS.** .0001 to 0.1 mf up to 1000V. Brown, black, ceramic cased. \$1 Wt. 1 lb. Reg. \$8.

**30 POWER RESISTORS.** WW, candohm, sand coated vitreous. 15 values, 5 to 50w, .35 to 11,000 ohms. Wt. 2 lbs. \$1 Reg. \$8.

**30 PRECISION RESISTORS.** WW & carbonfilm, 20 values. 56 ohms to 1 meg; 1/2, 1 & 2w. 1% tol. Wt. 1/2 lb. Reg. \$21. \$1

**35 TUBE SOCKETS.** 4 to 14 prong. Transistor, printed circuit, & 9's, octals. Ceramic & mica, too. Wt. 1 lb. \$1 Reg. \$8.

**15 PRINTED CIRCUIT SOCKETS.** Cinch mica-filled, 7-pin mini tubes. Etched circuits, too. Wt. 1/2 lb. Reg. \$4. \$1

**15 TRIMMERS,** asstd. values, mini types included. Air, ceramic; some w/shafts. Reg. \$1 \$10. Wt. 1 lb.

**15 VOLUME CONTROLS.** Singles, concentric, TV, some w/switch. 25 shafts. Up to 1 meg. \$1 Some \$2.50 each!

**15 ROTARY SWITCHES,** ceramic & bakelite; 1, 2, 3 gangs. Std. shafts. Shop must! Wt. 3 lbs. Reg. \$10. \$1

**20 AC/DC LINE CORDS** for clocks, motors, etc. 2-cond. w/molded plugs. Wt. 1 lb. \$1 Reg. \$5.

**10 "POLY" BOXES.** Asstd. sizes, clear plastic hinged boxes. \$1 w/snapp locks. Reg. \$2.50.

**8-PC. NUTDRIVER SET.** Plastic handle, 3/16, 7/32, 1/4, 5/16, 11/32, 3/8, 7/16" steel socket wrenches, in plastic case. \$1 Wt. 1 lb. \$3 value.

**15-PC. TWIST DRILL SET.** 1/16 thru 1/4" by 64ths. In graduated plastic holders. Reg. \$1 \$4.

**15 PANEL SWITCHES.** Scoop! Push, toggle, micro, thermal, power. Wt. 2 lbs. Worth \$1 \$17.

**R/C CONTROL SCOOP!** Chassis includes 115 to 6.3-1.5A hi xfmr, 3,000 ohm mini control relay, resistors, cond., pot. \$1 sockets. Wt. 2 lbs.

**4 HOBBY TIMERS.** 3-second limit. Multigearred, hand-wound. Wt. 1 lb. Reg. \$12. \$1

**3 P-P OUTPUT XFMRs.** Match push-pull 50B5, 50L6, 35L6 & 6V6 to 3-4 ohms. Open frame. Wt. 2 lbs. Reg. \$8. \$1

**3 HVY DUTY CHOKES.** 200 mils, 60 ohms, 2H. Open frame. \$1 Wt. 3 lbs. Reg. \$9.

**50 PLUGS & RECEPTACLES.** Fine assort of pop. chassis, panel, speaker, power plugs & receptacles, connectors. Wt. 2 lbs. \$1 Reg. \$8.

**18,000-OHM MINI RELAY.** DPDT cont. for plate & control circuit. Wt. 1/2 lb. Reg. \$3.50. \$1

**4 HOBBY CHASSIS.** 10 x 10 x 2 1/2" for power supplies, amps, etc. Total wt. 1 1/2 lbs. \$1

**4 PRTD CIRCUIT RECTIFIERS.** 1/2-wave, herm, sealed. 1/2" x 3/4" x 1/2" for power supplies, circuitry, too. Reg. \$5.50. \$1

**2 ASTATIC XFMRs.** hi-f type. 500-115 ohm Pri, to hi-imp. grid. Herm. sealed. Wt. 5 lbs. \$1 Worth \$5 ea.

**VEEDER-ROOT COUNTER,** 000 to 999, reset type. For all counting jobs. Motor, coils, recorder. Reg. \$8. \$1

**10 PRTD CIRCUIT PARTS.** Hobby must! Incl. "dime-size" 10K sockets & resistors. Reg. \$8. \$1

**MULTI-FIL XFMR.** As isolation and/or. Fil. Pri: 115 or 220; Sec: 115 @ 70 watts; 6.3 @ 1A; 6.3 @ 3A. Encased. \$1 leads. Wt. 3 lbs. Reg. \$8.

**2 TRANSISTOR "OUNCER"** XFMRs. Interstage, 1 x 3/4" x 2 3/4" Wt. 2 oz. Impedance ratios unknown. 5 color-coded \$1 leads. Reg. \$8.

**100 COIL FORMS.** Wide variety sizes, insulation. Wt. 1 lb. \$1 Reg. \$10.

**6 JEWELER'S SCREWDRIVERS.** A must for transistor, ultra-mini hobby work! Swivel top, chromed brass construction. Reg. \$1 \$3.50.

**SUPER SOLAR BATTERY**  
 High output Sun Battery, NEVER WEARS OUT! 2 1/2 x 1 3/4 x 1 1/2" molded case w/plastic window, banana plugs. For all sun-powered gadgets. In leather. Reg. \$10. \$2.98

**WORLD'S SMALLEST SPKR.**  
 For transistor radios. 1 1/2" sq. 1 oz. Alnico V magnet. 3.2 or 10 ohm V.C. available. Reg. \$5. \$1.99

**HI-IMP. MAGNETIC PICKUP**  
 By Pacific Audio. Used in "name" playback. Includes cartridge, arm, etc. Wt. 1 lb. Reg. \$8. \$1.49

**WORLD'S MOST SENSITIVE RELAY**  
 REG. \$15  
**\$2.98**  
 Imagine! Only 100 to 500 microamps; as low as 0.5 VDC excites 4,000 ohm coil; SPDT adj. cont. Molded case. Natural for TIANT-SISTOR AMPLIFIED PHOTO-ELECTRIC (RELAY w/our \$1 photo-cell instructions included). Wt. 2 oz. Reg. \$15, only \$2.98!

**8,000-ohm TRANSISTOR DYNAMIC PHONE**  
 Hearing-aid type, worth \$10! Sensitive, Hi-Fi. Super-powered, makes weak sigs loud. \$3.99 Alnico magnets. \$3.99



**3 EXCLUSIVE! TRANSISTOR RADIO KITS**

by Kit King  
**KIT #1—"SOLAR/CELL."** Dual-powered, pocket size! Sensitive, ample volume. Sun Battery for daytime or electric light; Mercury Cell for nite—outlasts regular batteries 5 times! MINUTES TO COMPLETE—ALL PARTS MOUNTED! Pre-drilled styrene cabinet, step-by-step instructions, hi-gain transistor, diode, latest loopstick permeability tuner, posts, jacks, wire, hardware. Wt. 3 oz. \$5.88  
**KIT #2—"SOLAR."** Sun Battery powered. (Kit #1 less Mercury Cell.) \$4.98  
**KIT #3—"CELL."** Mercury Cell powered. (Kit #1 less Sun Battery.) \$3.98

ORDER BY "BLACK TYPE" HEADLINES, i.e. "One EMERSON TUNER, \$1.00"  
 Simplified ordering procedure speeds delivery. Send check or M.O. including sufficient postage; excess returned. C.O.D. orders. 25% down. Hated, net 30 days. (Canada—postage 45c 1st lb.; 28c each addtl. lb.)  
**MONEY BACK GUARANTEE OF SATISFACTION**

**LEKTRON SPECIALTIES**  
 131-133 Everett Ave. Chelsea 50, Mass.

# Get Your First Class Commercial F. C. C. LICENSE in 12 Weeks!

## More Jobs Than We Can Fill

Jobs in radio-TV-electronics are going begging. A commercial (not amateur) F.C.C. license is your ticket to higher pay and more interesting employment. We train you quickly—then help you find the job you want!

## Learn By Mail or In Residence

Correspondence training from Washington, D. C. and Hollywood, Calif. Also, resident DAY and EVENING classes held in both cities.

## Grantham Training Is Best

Grantham School of Electronics specializes in preparing students to pass F.C.C. examinations. We train you quickly and well. All courses begin with basic fundamentals—NO previous training required. Beginners get 2nd class license in 8 weeks, 1st class in 4 additional weeks.

## Here's Proof!

Recent graduates, the license they got, and how long it took them:

	License	Weeks
D. Seigler, 216 Dowling, Walterboro, S. C.	1st	10
Tim Marek, P. O. Box 9167, Suitland, Md.	1st	13
W. Reynolds, 328½ Wash. Bl., Venice, Calif.	1st	12
Richard Jones, Station KGHF, Pueblo, Colo.	1st	13
Joe C. Davis, Waynesboro, Miss.	1st	11
W. D. Mains, 6332 S. Paramount, Rivera, Cal.	1st	12
B. A. Willms, 1401 E. Muriel, Orlando, Fla.	1st	12
J. E. Murphy, Wesley Hotel, Washington, D. C.	1st	12

## OUR GUARANTEE

If you should fail the FCC exam after finishing our course, we guarantee to give you additional training at NO ADDITIONAL COST. Read details in our free booklet.

## FCC-TYPE EXAMS

FCC-type tests are used throughout the Grantham course. Constant practice with these FCC-type tests helps you prepare for the actual FCC examination.

## MAIL TO SCHOOL NEAREST YOU

(mail in envelope or paste on postal card)

### ↓ GRANTHAM SCHOOLS, Desk 73-D ↓

821—19th Street N. W. OR 1505 N. Western Ave.  
Washington 6, D. C. Hollywood 27, Calif.

Please send me your free booklet, telling how I can get my commercial FCC license quickly. I understand there is no obligation and no salesman will call.

Name .....

Address .....

City..... State.....

I am interested in:  Home Study,  Resident Classes

## The Mettle Locator

(Continued from page 59)

wealth of the Dons was carried through here—huge hordes of it mysteriously disappearing, murderously thefted and buried . . . its owners then dying violently and the secret of its location lying silently within the breast of the sullen earth for, lo, these—”

“Let's not make a production out of it, chum,” she said. “If what you say is true—let's just keep our mouths shut and start making with the locator.”

“Muy bien!” I agreed, still caught up with my own rhetoric.

ARMED with spade, locator and greed, we spent the following hours testing portions of the yard and, when the instrument indicated buried metal, digging furiously. For awhile I watched and she dug. Then, for change of pace, she dug while I kept an eye open, leaning alertly against a tree, for treasure-jumpers . . . a fine, cooperative system which worked smoothly—allowing us to cover (and uncover) a considerable amount of ground.

The only flaw in the entire operation: we found no gold or silver objects. True, we found other aged and interesting things like tire-irons, skillet, ancient bottle-caps, rusted bed-springs, a ceremonial sword (later identified as belonging to a neighbor who returned, unsteadily, from a lodge meeting), several unknown chunks of steel that didn't appear to be much of anything, two pipe-wrenches (in excellent condition), a wheel (circa Whippet '30) and, lastly, assorted lengths of round-rod.

“Nuts!” snorted Friend Wife, casting the spade into the hole she had just neatly dug. “No treasure around here! You read the wrong books—those Spaniards must've lugged that stuff all the way home with them!”

“B-But I tell you, this locator—”

She glared stonily at the locator.

“That thing's a fake!” she announced in the cold tones of hate. “That thing couldn't find gold in Fort Knox! And I've got the broken back to prove it, chum!”

“Listen!” I protested. “According to the instructions—”

“I say it's a phoney!”

This was pretty strong talk. And strong talk calls for strong measures. I mentioned her to follow me. Stalking indignantly over to Junior's sandbox, I turned and eyed her belligerently.

TAKE off your watch!” I commanded. “My—” She hesitated. “Why mine?”

“Because I unselfishly bought you a good, gold one, that's why. Mine's a five-



buck, nickel-plated job—and I want something goldy to prove, once and for all, that this locator *works!*"

Unwillingly, she removed the wristwatch and handed it over. I promptly buried it in the sandbox, making certain it was well covered. Then, I rose and put the headphones on her head. Holding the locator over the buried watch, I demanded: "Hear that difference in tone? That lower quality to the beat-note?"

She nodded.

"That's the locator's way of saying **GOLD!**"

"That doesn't prove much," she complained, removing the headphones. "I *already* knew there was gold there."

"B-But . . . b-but . . ." I stammered.

"Where's my watch?" She pawed intently in the white sand. "*Hey! Where's my watch? HEY, I DON'T SEE MY WATCH!*"

"In the sand," I replied, factually.

"*Yeh, but where?*" Now she scabbled frantically in the sand, digging with the intensity of a demented gopher. "I can't find it!" she wailed, miserably. "*I can't find the little watch I've had ever since my twenty-eighth birthday!*"

Quickly, I brought the locator into play again. In a moment the beat-note indi-

cated gold . . . the pitch changing noticeably. "Here—right here!" I told her, pointing to a spot. "The locator says it's right . . . *here!*"

Swiftly, she dug right . . . there. No watch.

"Now *see* what your crazy old ideas have done!" she screeched in anguish-laden tones. "That improbable locator-thing has lost my watch! I want my watch!" And she returned to methodless excavation with the fury of a pursued mole.

**S**EVERAL DAYS have passed, now, and the situation is still fraught with unsolved mystery and inexplicable circumstances. Friend Wife is removing a ton and a half of sand from the sandbox, by the admirable (if tedious) process of a bucketful at a time—screening each load with more scrutiny and care than a riverside miner expecting nuggets.

My personal disgrace has been compounded by another failure. The locator seems to be living up to her heated description of being "improbable" . . . in fact, so improbable that I'm seriously thinking of mailing it to the FCC—and letting experts tussle with this fantastic instrument.

Although I followed directions to the

Get This Valuable Book

**FREE**



Just For Examining COYNE'S New Set

*"Applied Practical Radio-Television"*  
on **7 DAY FREE TRIAL!**

Yes, you get this big, brand new book, "150 Radio-Television Picture Patterns and Diagrams Explained," absolutely FREE! Just off the press. Gives complete 11 x 22" Schematic Diagrams on leading models Radio and TV Sets. Easy-to-read, large 8 1/2 x 11" pages, with full instructions on how to use the diagrams. A "must" in every repair kit. You get this book as a FREE Gift for asking to see Coyne's new 7-book set, "Applied Practical Radio-Television!"


**AT LAST! MONEY-MAKING "KNOW-HOW" ON TRANSISTORS, COLOR TV AND SERVICING**

Coyne's great 7-volume set gives you all the answers to servicing problems—quickly! For basic "know-how" that's easy to understand, you'll find everything you want in Volumes 1 to 5 on over 5000 practical facts and data. Every step from fundamentals to installing, servicing and troubleshooting all types of radio and TV sets. So up-to-date it covers COLOR TV, UHF and the latest on TRANSISTORS. All this plus Volume 6—NEW Coyne TECHNICAL DICTIONARY with over 4000 definitions of the latest terms, symbols and abbreviations in radio-TV, electronics and electricity.

**EXTRA! 900-PAGE TELEVISION CYCLOPEDIA INCLUDED**

And then, for speedy on-the-job use, you get volume 7—the famous Coyne TELEVISION CYCLOPEDIA. It answers today's television problems on servicing, alignment, installation, etc. In easy-to-find ABC order, cross-indexed. Use this 7-volume TV-RADIO LIBRARY FREE for 7 days; get the valuable Servicing Book ABSOLUTELY FREE!

**NOW!**  
**7 BIG BOOKS**  
IN ONE GREAT SET!



**SEND NO MONEY!** Just mail coupon for 7-volume set on 7 days free trial. We'll include book of 150 TV-Radio Patterns and Diagrams. If you keep the set, pay \$2 in 7 days and \$2 per month until \$24.50 plus postage is paid. (Cash price, only \$22.95.) Or you can return the library at our expense in 7 days and owe nothing. **YOU BE THE JUDGE.** Either way, the book of TV-Radio Patterns is yours **FREE** to keep! Offer is limited. Act NOW!

**FREE BOOK—FREE TRIAL COUPON!**

Educational Book Publishing Division  
COYNE ELECTRICAL SCHOOL, Dept. 47-PE  
500 S. Paulina St., Chicago 12, Ill.

YES! Send 7-volume "Applied Practical Radio-Television" for 7 days FREE TRIAL per your offer. Include TV-Radio Patterns & Diagram book FREE.

Name . . . . . Age . . . . .

Address . . . . .

City . . . . . Zone . . . . . State . . . . .

Where Employed . . . . .  
 Check here if you want library sent C.O.D. You pay postman \$22.95 plus C.O.D. postage on delivery. 7-day money-back guarantee.

Educational Book Publishing Division  
**COYNE ELECTRICAL SCHOOL**  
500 S. Paulina St., Dept. 47-PE Chicago 12, Ill.

# OK! BUY HI-FI

## But plan for the future



Wouldn't it be frustrating to buy a speaker and have to discard it when you are ready for something better? But not any more! You can buy a University speaker and add to it until you have the finest speaker system you'd ever want. University's P-S-E\* makes this possible ... and it's so easy. Buy a

speaker or system now and enjoy immediate listening satisfaction. When because of musical taste, finances or just whim, you want a more elaborate system, you can add speaker components without discarding what you have.

P-S-E is really ingenious ... more than that, it is a blessing to all Hi-Fi'ers. If you're interested in "planning for the future" learn all the facts. Send for FREE illustrated brochure to Desk A66, University Loudspeakers, Inc., 80 So. Kensico Ave., White Plains, N. Y.

\*P-S-E—Progressive Speaker Expansion Plan—is a concept first introduced by University...and is still the best.



### 2 WAY PORTABLE RADIO SET

**SENDS—RECEIVES UP TO 10 MILES AS SHOWN**  
with built-in antenna or hundreds of miles with outside antennal  
works on 80 and 40 meter amateur radio bands—also Aircraft and  
overseas broadcast bands (3 to 8mc). PORTABLE SELF-CONTAINED  
POWERED WITH STANDARD LONG LIFE, LOW COST PORTABLE  
RADIO BATTERIES. NO AC PLUG-INS NEEDED! Take it with you  
everywhere you go—on trips, vacations, camping! Keep in contact  
with home, friends. Has 5 watt crystal controlled transmitter—  
Sensitive Regenerative Receiver. Talk-Listen  
switch. Wt. only 3 lbs. Size only 6"x4"x4".  
TESTED—PROVEN—SIMPLIFIED—PRACTICAL—  
Full information given on quick easy to get license.

**SEND ONLY \$3.00** (bill, ex. mo) and pay post-  
man \$11.95 COD postage on  
arrival or send \$14.95 for postpaid delivery.  
Complete kit includes all parts, tube, coils, plas-  
tic cabinet, easy instructions. (Set of batteries  
\$2.75; crystal \$1.25). COMPLETELY WIRED  
AND TESTED POSTPAID \$19.95. A regular  
\$49.95 value—Order now before price goes up.  
GUARANTEED — AVAILABLE ONLY FROM:

WESTERN RADIO DEPT. BNE-4 KEARNEY, NEBR.

### RADIO COURSES

FCC LICENSE PREPARATION  
• COMMERCIAL • CODE BRUSH-UP  
• AMATEUR • THEORY  
TELEVISION AND RADIO SERVICING  
Residence Courses Only  
Personal Counseling Approved for Veterans

**YMCA TRADE & TECHNICAL SCHOOL of N. Y.**  
15 West 63 St. New York 23, N. Y.  
EN 2-8117 Catalog P. E. 53rd Year

### LEARN PLASTICS

COMPLETE LOW COST SHOP METHOD HOME TRAINING NOW AVAILABLE  
Get in on Big Money opportunities in Plastic molding, casting, forming, carving, etc. Earn as you learn with Interstate's professionally prepared course. All plastic materials furnished.

**INTERSTATE TRAINING SERVICE**  
DEPT. C-95, PORTLAND 13, OREGON

WRITE FOR FREE BOOKLET

last conventional shielded-coil, oscillator and audio-amplifier—that crazy locator's picking up ham calls now!

And I'm going batty with frustration since I can't seem to figure out a way to answer them.

Hi-fi was never like this.

-50-

## Getting More from the "Peaker"

(Continued from page 57)

Series coupling of the "Peaker" is most useful when the receiver's input impedance is relatively low. If you obtain poor or no results from link coupling, and if you find it impossible to tune the "Peaker" to resonance with series coupling, the chances are your receiver has a high input impedance. In this case, you'll probably find that parallel coupling works out best for you.

**Parallel Coupling.** In the circuit of Fig. 4, the antenna coil of the receiver is placed in parallel with the resonating coil in the "Peaker," making the receiver's antenna coil a part of the "Peaker's" tuned circuit. Some receivers intended primarily for short-wave broadcast listening may have a relatively high input impedance and perform best with parallel coupling. With any receiver, it is best to try all three methods of coupling, experimentally, and select the one which gives optimum results.

The circuits in Fig. 3 and Fig. 4 both achieve their effective performance through very tight coupling between the "Peaker" and the receiver. If the receiver has no r.f. stage to provide isolation, severe pulling of the receiver's oscillator may occur with the tuning of the "Peaker" at the higher frequencies. Such pulling is indicated when no stations can be received and the receiver howls at certain settings of the "Peaker." As this is primarily a re-

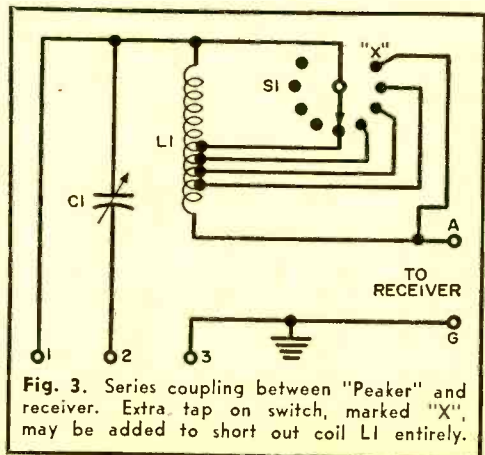


Fig. 3. Series coupling between "Peaker" and receiver. Extra tap on switch, marked "X", may be added to short out coil L1 entirely.





transistors manufactured by General Transistor, with "low power" transistors manufactured by Sylvania such as Types 2N34 and 2N35, with many RCA types including the popular 2N109, with most popular G.E. types including the 2N107 and 2N170, with many of Raytheon's types—the CK768, CK760 (2N112) and CK761 (2N113), etc., and by most other manufacturers. While the lead spacing and arrangement remain the same, the actual shape and size of the transistor's "body" will vary considerably from one type to another; two typical body outlines are shown in Fig. 2(F).


**Superhet Receiver Kits.** While there are many, many, one- and two-transistor receiver kits on the market, relatively few superheterodyne construction kits are offered to home builders. Yet the superhet is generally considered to be "tops" as far as receiver circuitry goes, and most commercially available receivers employ this circuit arrangement. Recently, your columnist obtained and tried all the currently available superhet kits. Here's a quick rundown.

The KT-116 is a *three-transistor* kit offered by Lafayette Radio, 165-08 Liberty Ave., Jamaica 33, N. Y. One transistor serves as a converter (mixer-oscillator), another as an i.f. amplifier, and the last

one as an audio amplifier. A diode detector is used. The kit assembles into a small plastic case, has a self-contained antenna, is powered by a self-contained 9-volt battery, and is designed for earphone operation only.

KT-94 is a *four-transistor kit* offered by Lafayette Radio. Two r.f. transistors serve as converter and i.f. amplifier. Two audio transistors are used in a capacity-coupled two-stage audio amplifier. A diode detector is employed. The kit assembles on a small metal chassis, has a self-contained ferrite antenna coil, and is powered by a self-contained 9-volt battery. A leather carrying case is an optional accessory. Although the basic receiver is designed for earphone operation only, a power amplifier-loudspeaker kit is available as an accessory item.

The TK-104 is a *four-transistor* kit manufactured by Tran-Kit Electronics Co., Inc., 467 So. 5th Ave., Mt. Vernon, N. Y. This kit is available through a number of local distributors. Two r.f. transistors are used as converter and i.f. amplifier. A diode detector is employed. Two audio transistors are used in a two-stage transformer-coupled amplifier, with the final stage driving a self-contained PM loudspeaker. The kit assembles on an etched



NEW SONOTONE CA-12 12" CO-AXIAL LOUDSPEAKER

**The price  
will be music to  
your ears, too!**

40-14,000 cycles—elliptical cone tweeter—complete dividing network. And the price...\$19.50. That's right, \$19.50. Yet it outperforms speakers selling at three times the price. Interested? Listen to the CA-12 and be convinced.

Ask your dealer for a demonstration, or send your name and address for full details.

Electronic Applications Division  
**SONOTONE**® CORPORATION  
ELMSFORD, N. Y.

NAME \_\_\_\_\_  
ADDRESS \_\_\_\_\_  
CITY \_\_\_\_\_ ZONE \_\_\_\_\_ STATE \_\_\_\_\_

LG-47



# the MOST WANTED TONE-ARM

New AUDAX in KIT form—at HALF price!

accommodates ANY MAKE cartridge,  
including the famous AUDAX Hi-Q7

**AUDAX KT-12: KIT, \$14.55 NET**  
Factory-assembled, \$24.00 NET

**AUDAX KT-16: KIT, \$17.55 NET**  
Factory-assembled, \$30.00 NET

You do-it-yourself with no tools other than a nail-file or small screwdriver.

The new KT models exactly duplicate the Audax "Compass-Pivoted" transcription arm long recognized as top "blue chip." These new arms are the crowning achievement of a quarter-century of constant refinement and re-engineering of the very first commercial electronic pickup arm (Audax 1928) . . . to the fewest possible parts. It is this very *nth degree* engineered simplicity that makes the new KT arms possible.

Anyone can assemble a KT arm in about 10 minutes — and save 50%! The "Selector-Index" permits instant adjustment for any stylus-pressure. The newly-designed cartridge-housing enables checking of the all-important stylus-to-groove alignment at a glance.

No tone arm equals the new Audax KT — regardless of price! Read October 1956 "Popular Electronics," page 57. See the new KT arms at your dealer. (If shipped from New York City, add 4¢ for postage.) Fill out the coupon.

*Fine audio-electronic apparatus for 35 years*

## Audax

**AUDAX COMPANY**  
500 Fifth Avenue, New York 36, N. Y.

**AUDAX CO., 500-5th Ave., New York 36, N. Y.**  
Att: Mr. P.

- Send FREE latest catalog & name of nearest dealer.
- Send FREE \$1.00, 22-page "ELECTRONIC PHONO FACTS" by pioneer Maximilian Weil. I enclose 25c for handling & postage.

Name.....  
Address.....  
City..... State.....

**XCELITE Hand Tools**  
PREFERRED BY THE EXPERTS

BLADE nut driver or screwdriver

## 6-in. SNAP-IN EXTENSION

**XCELITE COMBINATION HANDLE**



### XCELITE No. 99-X10 SHAFT FOR 99-PR AND 99-JR SETS

- Fits single-end screwdriver and nut driver blades in Xcelite multi-purpose sets!
- For those hard-to-reach jobs!
- Ask your electronics supplier!

**XCELITE, CORPORATION** Dept. D, Orchard Park, N. Y.

In Canada: Charles W. Pointon Ltd., 6 Alcina Ave., Toronto, Ont.

*For Originality*  
**LOOK TO XCELITE**

## GIGANTIC MAIL SALE

**WAR SURPLUS EXCESS INVENTORY BANKRUPT STOCK**

### GEARED AC MOTOR

• 50-v. 60-c. Will run on 115-v with 60 to 150-w bulb in series with motor. Gear ratio 334 to 1. Output speed 9 1/2 rpm. Shaft diam. 3/16". Enclosed gears run in oil. Size 3 1/2"x3". Cost over \$15. SALE..... \$2.88 Ppd



### HIGH FREQUENCY RECEIVER

• I and G Band—Battery Operated • Brand new, really 2 receivers in 1. Use as tuner for auto radio or operate as head-phone battery. Portable. Size 8"x8"x14". Wt. 10 lbs. Govt. cost over \$100. SALE..... \$8.95 FOB



### HIGH VOLTAGE PLATE TRANSFORMER

• Hermetically sealed, top grade unit. 115-v primary, tapped. Secondary 7500-v center tapped, 89 MA. Size 8"x7"x10". Wt. 40 lbs. Cost Govt. over \$25. SALE..... \$9.95 FOB



### 99c... KITS... 99c

- Your Choice—Prepaid in U.S.A.
- 11 Potentiometers. Good values..... 99c
  - 26 Resistors. To 10-w..... 99c
  - 5 Vacuum Tubes. A real buy..... 99c
  - 14 Capacitors. Tubulars, bathytubs..... 99c
  - 16 Tube Sockets. 4, 7, octals, etc..... 99c
  - 1 Surprise Package. Min. value \$6..... 99c

### DM-42 DYNAMOTOR (New)

• Hams and field engineers. Ideal for mobile transmitters and test gear. Input 12-v DC. Output 515, 1030, 2 and 6-v. 225 MA to 260 MA on high voltage. Size 7"x11". Wt. 26 lbs. Cost Govt. \$97.50. SALE..... \$9.91 FOB



### GEAR REDUCTION MOTOR

• Multiple gear, ball bearing motor with enclosed 42-to-1 reduction gear box. High torque. 10 to 200 rpm output, reversible. Runs on 6 or 12-v 1/2 or 110 AC through series resistors. MANY uses. Cost \$35. SALE..... \$4.97 Ppd.



## SPECIAL OF THE MONTH!



**DC MILLIAMMETER**  
• Brand new genuine Weston 0-1 MA basic meter. 15.0 mV full scale with external precision multiplier. In square metal case with test lead. Size 3"x3"x2 1/2". Cost Govt. over \$50. SALE..... \$4.49 Ppd.

### ELECTRONIC SPECIALS

- Last Minute Items New Surplus
- Dynamotor, DM-37 25-v/825-v or 12-v/280-v. SALE..... \$5.95 FOB
- Acorn Tubes, E55 or E54, Govt. \$3.80. SALE..... .39 Ppd.
- Chrome 3" Bell. 15 to 25-v AC or DC. SALE..... .99 Ppd.
- Ring Heater, 300-150-75-w. 115-v. SALE..... 1.97 Ppd.
- Solenoid Air Valve, 115-v 60-c. Cost \$15. SALE..... 3.79 Ppd.
- ARC-5 Transmitter, 3 to 4 MC, less dynamotor. SALE..... 7.95 FOB

ORDER FROM AC or write for big new FREE CATALOG 1000+ items at tremendous savings. We pay frt. except where FOB.

**SURPLUS CENTER**  
843 "O" St. LINCOLN, NEBRASKA

**LET RCA TRAIN YOU FOR A LIFETIME CAREER IN**



**TELEVISION  
ADVANCED ELECTRONICS**

Resident classes, day and evening, start May 20th, September 3rd, November 26th, and February 25, 1958. Free graduate placement service. Approved for Veterans. Send for free catalog now.



**RCA INSTITUTES, INC.**  
A Service of Radio Corporation of America  
350 West 4th St., New York 14, N. Y.

### Good News for Owners of Recorders

Now it is possible for English speaking students to learn Spanish and for Spanish speaking students to learn English, QUICKLY AND EASILY AT HOME, by means of teletapes, exchanged between the student and his instructor, recorded at 3 3/4 ips, dual track. For the student who wishes to learn Spanish for self improvement, business or travel we recommend

#### "SPANISH OF TODAY ON TELETAPE"

To enter a new world of knowledge, charm, culture and enjoyment, enroll now for our eight months course of personal instruction for each student. Easy terms. Small enrollment fee with tuition payable monthly. For full information write to

**THE HAVANA RICHMOND SCHOOL OF LANGUAGES**

Santa Clara, 16  
La Habana, Cuba

or

2504 Third Ave.,  
Richmond, Va., U.S.A.

### NEW MAGIC RADIO WALKIE TALKIE!

**YOUR OWN POCKET SIZE RADIO STATION!**

**BROADCASTS TO ANY HOME OR CAR RADIO WITHOUT WIRES OR HOOKUPS!** Wt. only 5 oz. Size (1 1/2 x 2 1/4 x 4 1/2").

Built-in telescoping antenna. Powerful transistor-sensitive microphones. Frequency meter, break-in switch! Runs for weeks on self-contained flashlight batteries. Durable plastic case. With this Radio Talkie you CAN TALK TO YOUR FRIENDS UP TO A BLOCK OR MORE AWAY! Talk up to 1 mile or more between two automobiles. INSTANT OPERATION! Just push button to talk! No license needed. Uses inductive field magnetic radiation. Useful and real fun in a million ways! **GUARANTEED TO WORK. 1 YEAR SERVICE GUARANTEE.**

**SEND ONLY \$2.00.** (cash, ck. mo) and pay post-man \$9.99 COD postage or send \$11.98 for prepaid delivery. **COMPLETE READY TO OPERATE** with instructions and hundreds of ways and tricks for broadcast thru any radio you desire. Price may go up soon so get your **NEW POWERFUL RADIO WALKIE TALKIE** NOW. Available only from:

**WESTERN RADIO, Dept. REL-4, KEARNEY, NEBR.**

### WANT A BETTER JOB? BECOME AN ELECTRONIC ENGINEER

**ONLY 32 MONTHS TO EARN A BACHELOR OF SCIENCE DEGREE IN ELECTRONICS ENGINEERING**

Class enrollment limited to allow for individual instructions. Chartered by state of California. Nonprofit-nonsectarian, co-educational—established 26 years.

**APPROVED FOR VETS—ENROLL NOW!**

**SEND FOR FREE CATALOG**

**PACIFIC STATES UNIVERSITY**

1516 S. WESTERN AVE., Dept. M., LOS ANGELES, CALIF.

### ROAD TO RICHES

You can be the next uranium millionaire! Government guarantees huge bonus! PRI instruments from \$29.95. See your local dealer today! **FREE CATALOG!**

Write PRI, 4223PT W. Jefferson  
Los Angeles 16, California

DEALERS WANTED



circuit board and has a self-contained antenna coil, with the circuit powered by a 9-volt battery. It is supplied complete with a leather-like plastic carrying case. A jack is provided for earphone operation.


KT-119 is a *six-transistor* kit offered by Lafayette Radio. The r.f. transistors are used in the converter stage and in a two-stage i.f. amplifier. Audio transistors are used in a two-stage transformer-coupled amplifier, with the output stage consisting of two transistors in Class B push-pull driving a built-in PM loudspeaker. A diode detector is used, with an a.g.c. (automatic gain control) circuit incorporated in the receiver's design. The receiver operates from a self-contained ferrite antenna coil and 9-volt battery. An earphone jack is provided. The receiver assembles on a metal chassis, with a leather carrying case available as an accessory.

In addition to the complete receiver kits, one manufacturer offers a "basic" kit of i.f. transformers and local oscillator coil. The manufacturer, Vokar, 7300 Huron River Drive, Dexter, Mich., supplies these kits through regular radio parts distributors.

**Product News.** Superex Electronics Corporation, 4-6 Radford Place, Yonkers, N. Y., is offering eleven different transistor Loopsticks to experimenters and to home builders. Both conventional solenoid coils and the new "flat" design coils are available.

Cadillac's new Eldorado Brougham comes equipped with a transistor receiver as standard equipment. Other autos offering transistor receivers either as standard equipment or as optional accessories include Chrysler's Imperial, Chevrolet's Corvette and some Ford models. Motorola manufactures a number of "hybrid" transistorized receivers for standard automobiles.


But auto transistor applications are not limited to radio receivers. American Motors' Rambler Rebel models can be had equipped with an electronically controlled



**Transistor Loopstick antennas in the flat plate design offered by Superex Electronics Corporation.**

Always say you saw it in—POPULAR ELECTRONICS





This transistorized code practice oscillator introduced by Jackson Electrical Instrument Company was discussed in the March Transistor Topics.

fuel injection system. Designed and manufactured by Bendix, the fuel injector uses power transistors in the control circuit.

John Ould, USA Ltd., Mount Vernon, N. Y., has introduced a fully transistorized portable public address system. The amplifier is rated at 10 watts and operates on self-contained batteries.

That's all for now . . . see you next month.

Lou



## The Transmitting Tower

(Continued from page 80)

much for the average person to allot to the task. Probably the unit can be assembled over a weekend, but I must admit that I often hear about how fast someone has put together an electronic kit while I have that very kit before me correcting "Speedy's" mistakes. Actually, taking a bit more time to do the job right is usually a lot faster than having to go back and do it over again. It's a lot more fun, too.

**Testing the DX-20.** As many Novices do not have a very clear picture of what happens when they tune a transmitter, I shall describe the method of testing the DX-20, because a similar tuning process is used with most two-stage Novice transmitters.

Plug an 80-meter xtal into its sockets and connect a 40-watt, 117-volt light bulb to the transmitter output connector. Set the three tuning knobs to "0," and the bandswitch to "80," the meter switch to "grid," the on-off switch to "off," the transmit-standby switch to "standby," and the tune-operate switch to "tune." Then plug in the key and power plug.

Allow the tubes to warm up, turn the transmit-standby switch to "transmit," and

April, 1957



# 20 YEARS OLD!

He's already an

## ELECTRONICS ENGINEERING DESIGNER

Out of high school just 2 years ago, this young man has already started a fascinating, highly rewarding career in electronics engineering. No matter whether you are now 18 years old—or 28—a 26-month Embry-Riddle education will prepare you for a quick start in this lucrative professional field.

Electronics Engineering Design course concentrates on essential technical studies and practical projects. With the aid of top flight Embry-Riddle instructors you'll master many absorbing fundamentals—Microwaves and Radar, Servomechanisms, Industrial Electronics and Television, to mention a few of the subjects.

The demand for trained engineers is greater than the supply—and will be for years! So take the first step now—mail this coupon. And remember, study and play in Miami's perfect year-round climate is stimulating and exciting.

FOUNDED 1926



Training Authorized under G.I. Bills

**Embry-Riddle**

*International*

**SCHOOL OF AVIATION**

MAIL THIS COUPON TODAY

**DEAN OF ADMISSIONS Dept. 47**

Embry-Riddle School of Aviation, Miami 30, Florida

Without obligation, please send FREE and postpaid full particulars.

- ELECTRONICS ENGINEERING DESIGN  
 AERONAUTICAL ENGINEERING DESIGN

Name ..... Age .....

Address .....

City ..... State .....

I am a (check one)  Veteran  Non-Veteran

U. S. ARMY SIGNAL CORPS  
**HANDIE-TALKIE**  
 RADIOPHONE

**\$89.50** EACH

Complete with tubes and padded canvas protective bag.

For those who want the very best this is it. The famous BC-611 completely reconditioned and guaranteed.

Designed to operate under the most severe conditions.

- Watertight cast aluminum case.
- 5 tube superheterodyne receiver.
- 4 tube crystal controlled, amplitude modulated transmitter.
- Very loud audio output designed to be heard over gunfire.
- Completely retractable antenna.
- Range 1 to 3 miles depending on terrain.
- Supplied with coils and crystals for one frequency, as received, in the 3500 kc. to 6000 kc. band. Can be changed to any frequency within this band.
- A marvel in engineering. Extremely compact yet all parts easily accessible.
- Total weight with batteries only 5 1/2 lbs.

Batteries are not included but we can supply them at \$5.50 a set (fresh not surplus).

Quantity very limited. Rush your order today.

For immediate shipment send postal money order or certified check. COD's require \$20.00 deposit.

To assure safe delivery all shipments are made by Railway Express shipping charges collect.

**SPRINGFIELD ENTERPRISES**

Surplus sales division

Box 54-E

Springfield Gardens 13, N. Y.



press the key. Tune the *oscillator* knob for maximum meter deflection, which will probably "pin the meter." Then, detune the *oscillator* for an indication of approximately 2.5 ma. on the meter.

Release the key and return the *transmit-standby* switch to the "standby" position. Shift the meter switch to "plate" and the *tune-operate* switch to "operate." Again, put the *transmit-standby* switch to "transmit," and press the key. The meter should immediately "hit the pin." Quickly tune the *amplifier* dial for minimum plate current, which will be in the neighborhood of 20 ma. The output light bulb will probably glow dimly at this time.

Turn the *loading* control to about "10." This will cause the amplifier plate current to increase sharply. Retune the *amplifier* dial for minimum plate current. Its minimum value will be higher than before, but the light bulb will also be glowing more brightly, proving that increased input energy is being converted into useful power output.

Repeat the *loading* and *amplifier* adjustments until the 6DQ6A plate current reaches its rated value of 100 ma. when the *amplifier* dial is "dipped" for minimum plate current. Then, carefully readjust the *oscillator* control slightly for maximum brightness of the 40-watt bulb, which will be very nearly its normal brightness. If this last adjustment changes the amplifier plate current from 100 ma., readjust the *amplifier* and *loading* controls, as described above, for 100 ma. of current. Upon switching the meter switch back to read grid current, you will discover it to be around 2 ma. This is the optimum value of "loaded" grid current.

Repeat these operations on each band in turn. On 10 meters, where the 6DQ6A operates as a frequency doubler, output will be noticeably less than on the other bands, and maximum transmitter output will occur with the *oscillator* control adjusted for maximum amplifier grid current. Both conditions are normal.

To test the DX-20 on the air, I tuned it up to a multimatch antenna\* on each band, following the same procedure as with the dummy antenna, although final settings for the *amplifier* and *loading* controls were different. I made about ten contacts on the different bands in an afternoon of operation, getting very good reports.

**Conclusions.** The design of the DX-20 leaves little to be desired, either mechanically or electrically. Compared to the Heath-kit AT1, it has about 50% greater power input rating. And because its output tube works as a straight amplifier instead of a

\*See *Transmitting Tower*, January, 1957.

**PORT ARTHUR COLLEGE**  
**ELECTRONICS COMMUNICATIONS**

AM FM Television Broadcast Engineering  
 Marine Radio Radar

CHECK THESE FEATURES: tuition \$34 per mo., room & board \$50 per mo. in dorm on campus. College operates 5 KW broadcast station. Students get on-the-job training at studios on campus. FCC license training with all courses. Well equipped classrooms & lab., am fm transmitters, radar & marine eqmt., television camera chain, experiment lab test eqmt. & other training aids. Our graduates in demand at good salaries. Free placement service. Have trained men from all 48 states. Approved for GI. Write for details.

**PORT ARTHUR COLLEGE**

Established in 1909

Port Arthur  
 Texas

**THERE IS AN AC BATTERY HOLDER**  
**FOR EVERY BATTERY POWERED ELECTRONIC APPLICATION**



Spring-clip style made of non-corrosive aircraft aluminum, all connections fibre insulated. For all types of Dry or Mercury cells. More than 50 stock models making a complete range of voltages available. Write for FREE Illustrated Folder and Circuit Chart!

**AUSTIN-CRAFT CO., Dept. PE**  
 431 S. Victory Blvd., Burbank, Calif.

**BIG MONEY FOR YOU THROUGH**  
**V.S.I. ELECTRONICS & TV SCHOOL**

AGE—NO BARRIER—FUTURE UNLIMITED—EQUIPMENT—ALL THE LATEST—TECHNIQUES—THE BEST APPROVED FOR VETS—CORRESPONDENCE OR RESIDENCE

WRITE FOR YOUR CATALOG—NOW

**V.S.I. TELEVISION SCHOOL**

4570 Firestone Blvd. Dept. P.E. South Gate, Calif.



frequency multiplier on 40, 20 and 15 meters, its output is over three times as great on these bands. On 10 meters, its output is about double that of the AT1.

Worth special mention is the *tune-operate* switch on the DX-20. In the "tune" position, only the oscillator functions, permitting the operator to tune it or to spot his exact frequency on his own receiver without overloading ("blocking") the receiver and without putting a signal on the air to interfere with other amateurs.

If assembled and operated according to instructions, it is hard to see how anyone could go wrong with a DX-20 at its price of \$35.95, plus postage. It is available by mail from the Heath Company, Benton Harbor, Mich.

### News and Views

**Al, KN2TNV**, is 19, was born in Italy, lived eight years in Ecuador before coming to the USA nine years ago, and has lived in or visited about 25 different countries. He became interested in amateur radio through the *Transmitting Tower*. In four months on the air, he has made 375 contacts in 47 states and 15 countries in four continents. His equipment includes a DX-35 transmitter, an NC-98 receiver, and a 40-meter doublet antenna, with most of his work being on 40 and 15 meters. . . . Of special interest to Technicians is the report of **Bob, K6PHE**. Between March and January, he worked Argentina (LU) and all the U.S. call areas, with the exception of WØ on the 6-meter band. He reports that many of the west-coast boys have been working Japan and Hawaii as well as the east coast regularly. Bob predicts that 6 meters will be wide open in April and invites more stations to join the fun. He uses a Gonset Communicator with a 100-watt amplifier and a 4-element beam.

**Lance, KN8CDE**, is one of those who has been concerned from putting up an outside antenna. So he tacked up a 15-meter folded dipole to the ceiling of his bedroom. As the room is not 22' long, he had to bend the ends of the antenna to fit it in. In four months on the air, he has worked 26 states, Alaska and Puerto Rico with it on 15 and 40 meters, using a DX-35 transmitter and an RME-45 receiver. . . . **Chuck, WN3HSW**, uses an AT1 transmitter and an S-38D receiver, on which he uses a Q-Multiplier powered by the power supply described in *POPULAR ELECTRONICS* last May. His states-worked total is 20, best DX being California, all on 40 meters. He would like to work Grand Junction, Colorado. Chuck also reports that the Etna Radio Club (W3EXW), 3 Vine Street, Etna, Pa., a suburb of Pittsburgh, helps prospective amateurs obtain their Novice licenses and then their General Class ones.

**Joe, KØIAN**, (father) and **Jim, KNØHJW**, (son) are putting Nebraska on the air. They use a Globe Scout transmitter and an NC-98 receiver. In three months on the air, Jim has worked 32 states, Alaska, and Hawaii. Joe has been doing a lot of listening on 6 meters, hearing amateurs from all over the country

# LEARN MORE...EARN MORE

and enjoy yourself at the same time

Rider Books are the quick, easy, economical way to increased electronic and technical knowledge. You know more, you advance your career . . . at the same time you can enjoy such wonderful hobbies as high fidelity, TV and radio kit building and amateur radio.

### ELECTRONICS TECHNOLOGY SERIES

edited by Alex. Schure, Ph.D., Ed.D.

An economically priced series of books devoted to the explanation of the basic concepts and principles of individual phases of electronics technology. Each book deals with a specialized subject; groups of these books form broad categories in the study of electronics technology. Soft Covers, illus.

#166-RC & RL TIME CONSTANT	\$ .90
#166-2-F-M LIMITERS & DETECTORS	\$ .90
#166-3-FREQUENCY MODULATION	\$ .90
#166-4-CRYSTAL OSCILLATORS	\$ 1.25
#166-5-A-M DETECTORS	\$ 1.25
#166-6-LIMITERS & CLIPPERS	\$ 1.25
#166-7-MULTIVIBRATORS	\$ .90
#166-8-R-F TRANSMISSION LINES	\$ 1.25
#166-9-AMPLITUDE MODULATION	\$ 1.25
#166-10-BLOCKING OSCILLATORS	\$ 1.25
#166-11-WAVE PROPAGATION	\$ 1.25
#166-12-SUPERHETERODYNE CONVERTERS & I-F AMPLIFIERS	\$ .90
#166-13-L-C OSCILLATORS	\$ 1.25
#166-15-INVERSE FEEDBACK	\$ .90
#166-16-RESONANT CIRCUITS	\$ 1.25

### REPAIRING TELEVISION RECEIVERS

by Cyrus Glickstein

The most modern completely practical book, written by an expert with long experience in television receiver repair. Devoted to troubleshooting and repair techniques which are modern, yet down-to-earth. Covers the use of simple as well as elaborate test equipment of all kinds. It explains step-by-step procedures. Profusely illustrated. Soft cover, 212 pp. #191 Only \$4.40

### TELEVISION — HOW IT WORKS (2nd Edition)

by J. Richard Johnson

The most modern and authoritative text describing the theory of operation of all black-and-white television receivers. Each part of the receiver is explained in thorough detail and in a manner that makes the functioning of the components and the organization of the circuitry completely understandable. Illustrated with specially prepared drawings. 352 pp., illus.

- #101, Leather Finish MARCO cover. . . . . Only \$4.60
- #101H, Cloth Bound. . . . . Only \$5.50

### HOW TO TROUBLESHOOT A TV RECEIVER

by J. Richard Johnson

A book written for the newcomer, to aid in a systematic procedure for trouble-shooting. An easily understandable, step-by-step guide. Soft Cover, 128 pp., 5½ x 8½", illus. #152 Only \$1.80

**ORDER TODAY!** These books are sold by electronics parts jobbers and bookstores. If your dealer doesn't have these books, mail this coupon today.

JOHN F. RIDER PUBLISHER, INC.  
116 West 14th Street, N. Y. C.

I have enclosed \$..... Please send me.

Electronics Technology Series (fill in catalog number desired)

- Repairing Television Receivers, \$4.40
- Television — How it Works (2nd ed.), \$4.60, \$5.50 cloth bound
- How to Troubleshoot a TV Receiver, \$1.80

Add state or city sales tax where applicable. In Canada, 5% higher.

Name.....

Address.....

City & State..... PE-4

# Build it Yourself!

AND SAVE 50%



## ARTISAN ORGANS

14 models . . .

from 1 to 4 manuals

Save hundreds of dollars with our easy-to-assemble electronic organ kits which sound and look like a pipe organ.

FOR HOMES • CHURCHES • SCHOOLS • HOTELS


## ORCHESTRA BELLS!

(Glockenspiel)

Easily attached to ANY organ, piano or accordion.

No amplification required.


IN KIT FORM . . . \$110  
SEND FOR BROCHURE



Send \$1.00 for "Organ Builders Manual." Full plans for home, church and concert models. Includes parts catalog.



ELECTRONIC ORGAN ARTS Dept. A  
4878 Eagle Rock Blvd. • Los Angeles 41, Calif.



### ACME BATTERY HOLDERS

Used the World over by Experimenters, Inventors, Hobbyists, etc.

• Acme Battery Holders are a complete ready to use unit • Spring Tempered Aircraft Aluminum • Positive contact • Pre-tinned Copper Solder Lugs • Approved Insulation

We Make 75 Different Battery Holders  
• No. 5 holds 1 pencil—30c • No. 6 holds 2 pencils—50c • No. 9 holds 1 C-cell—40c • No. 10 holds 2 C-cells—50c • No. 11 holds 1 D-cell—40c • No. 12 holds 2 D-cells—50c. If not available at your dealer, Order direct. Add 5¢ for each holder for shipping.

Free Price List and Cross Reference Guide. Jobbers, Manufacturers, Dealers, Radio Supply, Schools, etc. Write for quantity prices.

Acme Model Engineering Co., 4703-14 Third Ave., Brooklyn 20, N.Y.

## AMAZING NEW "LIFETIME" RADIO



### REALLY WORKS—FOR LIFE!

GUARANTEED TO WORK FOR YOUR LIFETIME! USES NO TUBES, BATTERIES OR ELECTRICAL PLUGS. Never runs down! SMALLER THAN A PACK OF CIGARETTES! RECEIVES LOCAL RADIO STATIONS MOST ANYTIME ANYWHERE WITHOUT EXTRA ANTENNA. Uses perma-crystal diode H-Q Tuner—Built-in Speaker-Phone. Beautiful Black gold plastic case.

SEND ONLY \$2.00 (bill, ck., m.) and pay postman \$4.99 COD on arrival or send \$6.99 for postpaid delivery. SENT COMPLETE READY TO LISTEN—NOTHING EXTRA TO BUY EVER! Aerial kit included free for distant stations. Available only from:

MIDWAY COMPANY DEPT. WPL-4 KEARNEY, NEBR.

## ENGINEERING DEGREE IN 27 MONTHS

### INDIANA TECHNICAL COLLEGE

B.S. Degree, Aeronautical, Chemical, Civil, Electrical, Mechanical, & Electronic Eng. (inc. Radio & TV), B.S. degree in 36 mo. in Math., Chem., Physics. Prep. courses. Low rates. Earn board. Large industrial center. Students from 48 states, 21 countries. Demand for grads. G.I. appl. Enter June, Sept., Dec., March. Catalog. 2347 E. Washington Boulevard Fort Wayne 2, Indiana

on the band—no transmitter, yet. . . . **Buddy, KN4LNC**, has worked 16 states in six weeks on the air with his AT1 transmitter and S-40B on the 80- 40-, and 15-meter Novice bands. His only complaint is that his 15-meter crystal puts him up with the foreign phone stations, making it hard to work DX.

**Ray, KN9DWI**, uses an AT1 transmitter into an antenna he "dreamed up" on 40 meters. It must have been some dream, because in five months he has worked 43 states, Hawaii, Alaska, Panama Canal Zone, Puerto Rico, and three Canadian provinces. He feels that he could have worked the other five states but he prefers to chase DX. . . . **Irv, KN2VGU**, has been on the air for three months, but he has made only nine contacts in three states, all on 80 meters. Apparently the trouble is in the antenna—a 125', off-center-fed Hertz—although a local noise generator of some sort doesn't help matters. For the information of the Brookline gang who might be able to help, Irv's sister Bunny is about ready to take her amateur examination, and his father is **Joe, KN2VGV**.

**Dick, KN2UTC**, uses a Johnson Adventurer transmitter to feed a "Windom" antenna, 132' long, through a "match box," and does his receiving on an NC-300. He started on 80 meters, moved up to 40, and then to 15 meters, where he now spends most of his time. In a couple of months on the air, he has worked 38 states and 13 foreign countries, including the Azores, Algeria, Sweden, Belgium, Poland, England many times, and Brazil. He has also called several Australians without success—so far. . . . **Jerry, KNØHYA**, has really been getting some use out of his Novice license. In two weeks on the air he has worked 23 states in all call areas except the second. All work has been on 40 meters with a DX-35 and an S-85 receiver. His goal is WAS as a Novice, even if it means losing a little sleep.

Usually space limitations prevent listing requests for pen pals in the *Transmitting Tower*, but, because so many of our readers are interested in foreign pen pals, I attempt to squeeze in a foreign request from time to time. This one is from Karlheinz Kranz (18) 1 Berlin-Tempelhof, Siegartweg 13, Germany. He is an SWL and hopes to get his amateur license soon. He promises to answer all letters received.

*Offer of Help.* **Bob, KN2TWK** (14), has had so much fun on the air since getting his Novice license last July that he is now offering to help some "poor SWL" get started in ham radio. When you contact him, he will undoubtedly tell you about the 15-meter beam and tower he is building from W6SAI's article in *POPULAR ELECTRONICS*, November, 1956. Bob's address is: Robert E. Lee, 40 E. Palisade Blvd., Palisades Park, N.J.

*Contributors to News and Views:* **Alex Goldberger, KN2TNV**, 2629 East 22nd St., Brooklyn 35, N.Y.; **Robert W. Hastings, K6PHE**, 2116 Allessandro St., Los Angeles 39, Calif.; **Lance Foley, KN8CDE**, 5004 Duck Creek Road, Cincinnati, Ohio; **Chuck Haser, WN3HSW**, 179 High St., Etna Pgh 23, Pa.; **Joe Stoupa, KØIAN**, and **Jim Stoupa, KNØHW**, Papillion, Nebr.; **Buddy Sims, KN4LNC**, Darlington, S.C.; **Ray Smith, KN9DWI**, 6725 Colo-



rado Ave., Hammond, Ind.; Irwin Schwartz, KN2VGU, and Joe Schwartz, KN2VGV, 742 New Jersey Ave., Brooklyn 7, N.Y.; Richard Ebeling, KN2UTC, 33 Randolph Road, White Plains, N.Y., and Jerry Niznik, KNØHYA, 3246 Bryant Ave. No., Minneapolis, Minn.

Keep your letters and pictures coming. Until next month, 73,

Herb, W9EGQ

## Tuning the Short-Wave Bands

(Continued from page 84)

The following is a resume of the latest reports received. All times shown are Eastern Standard Time, using the 24-hour clock system.

**Albania**—Radio Tirana broadcasts in Albanian at 1930-2000 daily on 9700 kc. It follows Radio Moscow on that channel and is in turn followed by Radio Sofia. (JS)

**Angola**—CR6RI, Dondo, 9340 kc., is excellent at 1400-1430 with a program of classical music; fades in around 1330; identifies in Portuguese at 1430 with chimes and anthem to denote close/down. (166)

**Australia**—The new Melbourne Overseas Service schedule including the new 50-kw. VLD is as follows: on 7220 kc. at 0430-1230 to South Asia; on 9580 kc. at 0714-1230 (VLD) to South Asia; on 11,740 kc. at 2330-0415 to Europe and the Pacific; on 11,760 kc. at 0230-0445 to the Mid-Pacific; on 11,770 kc. at 0714-0845 to Eastern N.A., 0900-1000 to South Asia,

and 1014-1115 to Western N.A.; on 15,160 kc. at 1500-1700 to the South Pacific, 1715-1930 and 0100-1230 to South Asia; on 15,200 kc. at 0500-0845 to the Northeast Asia sector; on 17,790 kc. at 1600-1930 and 0100-0700 to Northeast Asia; on 17,840 kc. at 1500-1700 (VLD) to the Mid-Pacific, 1714-0700 (VLD) to South Asia; on 21,540 kc. at 1714-0045 to South Asia; and on 21,590 kc. at 2330-0045 to Africa. Use of 15,320 kc. and 21,600 kc. has evidently been dropped. (100)

**Belgian Congo**—OTM, Leopoldville, 4758 kc., is heard on this new channel from 1548 with a program in Flemish. This station is parallel with the 9380-kc. outlet, closes at 1600. (166)

**Belgium**—Radio Brussels resumed an experimental English program heard Saturdays at 1815-1900 over ORU3, 9705 kc., ORU4, 11,850 kc., ORU5, 9745 kc., and relayed by OTC, Leopoldville, Belgian Congo, on 9655 kc. (WW, 39, 87, 171, 173, 177)

**Ceylon**—The Commercial Service of Radio Ceylon, Colombo, is heard on 9520 kc. daily with strong signals in English at 0600-0730. The programs are mostly musical, with some commercials. (133)

**China**—Radio Peking has been noted on a new frequency of 7297 kc. at 1720 with an oriental language program. This runs dual to 11,835 kc. Another new outlet is 9705 kc., tuned at 1100 with a march, English ID, and news. This one was lost by 1120. (166)

**Colombia**—Two stations often heard but not often reported are HJLB, La Voz del Tolima, Ibaque, 6040 kc., and HJGF, Radio Bucaramanga, Bucaramanga, 4845 kc. Both

# the Quality is high

## NAME BRAND TUBES

Unconditionally Guaranteed for one year.

**FREE! 4-Piece SCREWDRIVER SET** with every order  
BRAND NEW PRETESTED TUBES—INDIVIDUALLY BOXED

024	.43	6AB7	.80	6BQ7A	.80	6SR7	.42
1AX2	.79	6AC5GT	.89	6BY5A	.58	6S57	.50
1B3GT	.68	6AC7	.67	6BZ7	.38	6T70	.63
1R4	.68	6AF4	.79	6C4	.37	6T8	.68
1R5	.51	6AG5	.50	6C5GT	.35	6U8	.80
1S4	.59	6AG7	.69	6CF6	.80	6V6GT	.40
1S5	.51	6AH4	.80	6C6	.47	6W4GT	.40
1T4	.51	6AH6	.70	6C8B	.51	6W6GT	.53
1T5GT	.58	6AK3	.84	6CL6	.71	6X4	.39
1U4	.47	6AL5	.42	6CD6G	1.18	6XGT	.39
1U5	.50	6AL7GT	.70	6C58	.51	6X8	.78
1U8	.53	6AQ5	.48	6D6	.48	6Y6G	.80
1X2A	.68	6AR3	.42	6E7	.44	7A4-KXL	.47
2A3	.50	6AQ7GT	.70	6F5GT	.37	7N7	.50
3A4	.51	6AM8	.80	6H6GT	.38	7Q7	.59
3AL5	.57	6AN8	.80	6J5	.39	7Y8	.35
3AU6	.57	6AS5	.48	6J6	.49	7Z4	.40
3AV6	.57	6AT6	.39	6J7	.43	12AT6	.41
3BA8	.60	6AU4	.68	6J7GT	.45	12AT7	.68
3BE5	.60	6AV5GT	.80	6J8	.80	12AU8	.43
3Q5GT	.57	6AU8	.43	6K3GT	.47	12AU7	.59
3S4	.47	6AV6	.39	6K6GT	.39	12AV6	.42
3V4	.60	6AK4	.67	6K7	.40	12AV7	.67
6AQ5	.60	6AX5GT	.57	6K7GT	.39	12AX7	.63
6AT8	.80	6BA8	.47	6K8G	.65	12AY7	.90
6J6	.60	6BA7	.40	6K8GT	.64	12BA6	.46
6T4	.69	6BC5	.50	6L5G	.68	12BA7	.60
6U8	.80	6BD5GT	.53	654	.4J	12B4	.68
6U4G	.49	6BE6	.46	65A7	.48	12BE6	.48
6V4G	.68	6BF5	.80	65C7	.5H7	657	.67
6X4G	.44	6BG6G	1.18	65D7GT	.57	12B7Y	.64
6Y3G	.39	6BH6	.61	65Q7	.41	12J5GT	.40
6Y3GT	.39	6B16	.47	65H7GT	.43	12K8	.48
6Y4G	.43	6BK5	.68	6R7	.43	12SA7	.48
6Z3	.45	6BK7A	.78	6SK7	.50	12SA7GT	.48
6Z4	.64	6BL7CT	.75	6SL7GT	.57	12SG7	.55
6A7	.87	6BN6	.57	657	.57	12SH7	.47
6AB4	.45	6BQ6CT	.80	65Q7	.41	12SJ7GT	.45



# the Prices are low!



RCA and DUMONT Licensed

No dud required

## BRAND NEW TV PICTURE TUBES

10" Tube	\$10.95
12" Tube	\$12.95
14" Tube	\$14.95
16" Tube	\$16.95
17" Tube	\$17.95
19" Tube	\$20.95
20" Tube	\$20.95
21" Tube	\$22.95

Add \$4.00 to above prices for aluminumized tubes. TERMS: FREE POSTAGE on all prepaid continental U.S.A. orders on receiving tubes only. 50c handling charge on all orders under \$5. 25% deposit on all COD's. Picture tubes F.O.B. Passaic, N. J. via Rail-way Express.

# STANLEY

935 MAIN AVE.  
PASSAIC, N. J.  
Gregory 1-2498

• Motorola • Westinghouse • Sylvania • National Union • SE



# SOLDER WHERE YOU CAN'T SEE!

Now! An electrical solder you brush on with pin-point accuracy

## IDEAL FOR TRANSISTORS & PRINTED CIRCUITS

Now you can easily solder parts that are concealed without worrying about the solder "bubbling over." Just brush on the exact amount of Swif needed, heat with soldering iron or a match and the job is done. Applying Swif is a safe, fast, one-hand operation. It's perfect for hard-to-reach spots, "blind spots"... for all the times you seem to need three hands when soldering.

### Never confuse Swif with so-called "cold solders"

Swif is real 60/40 tin-lead solder in paste form combined with an active flux and suitable for all applications including those where high soldering temperatures must be avoided.

- Up to 1000 connections from one 4 oz. jar of Swif.
- No waste. You always control the exact amount needed.
- Pin-point accuracy for all precision electronic work.
- Never any corrosion of the soldered parts.



### 10 DAY TRIAL OFFER... MAIL COUPON TODAY

AME CORPORATION • 111 John Street • New York 38, N. Y.  
Please send me the large-size 4 oz. jar of new Swif at the special introductory price of only \$2. I understand that if after 10 days I am not convinced Swif is everything you have said, I can send back the remaining quantity and receive a full refund. Enclosed please find \$..... (cash, check or money order).

NAME.....  
ADDRESS.....  
CITY..... ZONE..... STATE.....  
THIS IS A LIMITED OFFER! ACT NOW!



## Top Pay Jobs in TV-ELECTRONICS-RADIO

High pay, opportunity, prestige, security... all yours, as a qualified Electronics Technician! Get your training NOW in the big, recognized shops, Labs, and TV-Radio Studios at National Schools in Los Angeles, foremost since 1905. Here you work with latest Electronics equipment—professionally installed—finest, most complete facilities offered by any school. Expert, friendly instructors. Personal attention. Graduate Employment Service. Help in finding home near school. Part time job while you learn. Mail coupon NOW, TODAY... for full information.

### NATIONAL SCHOOLS

National Schools Dept. RN2G-47  
4000 So. Figueroa Los Angeles 37, Calif.  
Send Free Electronics Opportunity Book Today

Name..... Age.....  
Address.....  
City..... State.....

## LEARN CODE!

a complete CODE COURSE for the Novice or Technician. Twelve expertly prepared lessons on a 12" Long Playing Record complete with a thoroughly detailed instruction book. An outstanding Code Course at a realistic price.

**\$350**

postpaid

See it at your dealer or order direct from

**ELEKTRA RECORDS**

361 Bleecker Street New York City, N. Y.



Be a "key" man. Learn how to send and receive messages in International Morse code. Communicate with operators around the globe. Learn at home quickly through famous Candler System. Used by best operators. Qualify for Amateur or Commercial License. Write for FREE BOOK. **CANDLER SYSTEM CO.** Dept. 5-D, Box 928, Denver 1, Colo., U.S.A.

stations are noted late evenings with L.A. music and Spanish announcements. (52)

**Cook Islands**—One of the more elusive stations in the Pacific is ZL1ZA, *Radio Rarotonga*, Rarotonga, 5050 kc. It has been noted on Thursdays only at 0500-0600. This station is anxious to receive reports and issues a nice card. (GA)

**Cuba**—Havana has a new xmtr on 5085 kc. Heard well at 1900-2300, it relays CMC, *Reloj de Cuba*, and CMW. No s.w. call has been announced; it may be COCW, listed for 5045 kc. but not active on that frequency. (7,100)

**Czechoslovakia**—*Radio Prague* is being widely reported on 9585, 6055, 6105, and 6170 kc. at 1930-2000, 2200-2300, and 0000-0030 to N.A. in English. They have "Answers to Listeners" at 0000 on Mondays and at 2200 on Sundays. (WF, CB, 73, 85, and many others)

**Dominican Republic**—*La Voz Dominicana*, HI7T, Ciudad Trujillo, is heard on 3285 kc. around 2200 with music. This 1000-watt station is relatively easy to find. They will verify reports in English with a very nice QSL Card. Also widely heard on HI2T, 9735 kc. (JS)

**Egypt**—Cairo has several new frequencies in use. They include: 9490 kc., heard with French news at 1300; 9773 kc., tuned at 1530 with ID in English, followed by news; and 7090 kc., excellent at 1635 with Arabic chanting, parallel with 9490 kc. (166)


The *Voice of Free Egypt*, an Arabic-language Clandestine station, is heard well on 17,787 kc. at 0900-1045, dual to 15,136 kc. (formerly 15,129 kc.), and at 1230-1245 with 15,160 kc. This is not Djaddah, Saudi Arabia, as previously reported. (100)

**Ethiopia**—*Radio Addis Ababa*, 15,010 kc., has been noted around 1315 with an English news session to Europe. This station is 7500 watts. (BB)

**Finland**—*Radio Finland*, OIX4, 15,190 kc., is fair to good at 0700-0745 and fair at 0745-0900. English news is noted at 0700-0715. (104)

**French West Africa**—Dakar, 3336 kc., was noted at good level from 1630 with variety music; ID is *Ici Dakar* at 1715, then French news. The s/off was at 1730, no anthem. (166)

**Guatemala**—*Radio Central Musical*, TGXB,



## ELECTRONIC TECHNICIANS

ARE IN DEMAND  
TRAINED MEN ARE NEEDED NOW!

In just 18 months you can complete Electronic Technicians training to enter this ever-growing industry.

Day or evening classes. Opportunity for employment in local industry. Approved for Korean Veterans.

Terms beginning April, July, September, January

Write for Catalog 224 TODAY

## INDIANAPOLIS ELECTRONIC SCHOOL

312 E. Washington St.

Indianapolis 4, Indiana

## INVENTORS

Send for  
**PATENT INFORMATION**  
Book and  
**INVENTOR'S RECORD**  
without obligation

**REGISTERED PATENT ATTORNEY**

ASSOCIATE EXAMINER  
U.S. PAT. OFF. 1922-1929

**GUSTAVE MILLER**  
37-PE WARNER BUILDING  
WASHINGTON 4, D. C.

Patent Attorney & Advisor  
U. S. NAVY DEPT. 1930-1947  
**PATENT LAWYER**

Always say you saw it in—POPULAR ELECTRONICS



6200 kc. (listed 6050 kc.), Guatemala City, is heard at 1800-1930 and 0000-0058 s/off with all Spanish language and American popular and L.A. music. Music is excellent; frequent ID as *Radio Central Musical en Guatemala*. (61)

**Haiti**—The *Evangelistic Voice of the West Indies* is good at 0800-0930 (except Thursdays) on 15,415 kc. (4VE) and 9656 kc. (4VEH). On Saturdays this xmsn is extended to 1030. They have a "Listener's Post" (Mailbag program) on Saturdays at 0930-1015 and 1630-1715, also on Mondays at 2130-2215. These stations do not transmit evenings on Wednesdays and Thursdays. 4VEH is currently looking for monitors to send reports to them at least once a month. If you want to be a regular monitor, write to 4VEH, Box 1, Cap Hai-

### Publications Available

The National Bureau of Standards publishes reports of the CRPL-D series, *Basic Radio Propagation Predictions*, which are issued monthly, three months in advance of prediction, and the NBS publication (Circular #465), *Instructions for Use of Basic Radio Propagation Predictions*. Both may be obtained from the Superintendent of Documents, U. S. Government Printing Office, Washington 25, D. C. The price is \$1.00 per year (12 issues) or 30 cents per copy in the USA. Foreign prices are \$1.25 and 40 cents, respectively. (32)

*Radio Sweden* now sends weekly program schedules to anyone desiring them. Write to *Radio Sweden*, International Service, Stockholm 7, Sweden. (11)

The British Broadcasting Corporation is now sending free quarterly folders to North American listeners who participate in their Audience Research. For details, write to BBC, North American Audience Research (Overseas), London. (11)

For an annual folder entitled "Lisbon Calling," write to *Emissora Nacional*, Servico de Intercombo, Rua Do Quelhas 2, Lisboa, Portugal. (11)

A log book specially designed for SWL's is available from the National Company, Malden, Mass., for 50 cents. You will find this log a good method of keeping a permanent record of your DX.

tien, Haiti. You will receive special reporting forms. (104, 116)


**Honduras**—HRN, *La Voz de Honduras*, Tegucigalpa, has moved to 5960 kc. where there is severe QRM from HJCF. Best reception is at 0700. HROW has moved from 5880 kc.; new frequency not yet located. (100)

**India**—All *India Radio*, Delhi, is being heard on 11,711 kc. at 1020 with Indian music; ID in English at 1030; English news after 1030. English news was also noted on 9765 kc. at 0730. The 9630-kc. outlet was noted in language at 0720-0745. (28, 59, 166)

**Israel**—The *Voice of Israel* is not to be confused with the *Voice of Zion* which just broadcasts its programs over the *Voice of Israel's* transmitters. The *Voice of Zion* is the most widely reported, but here is the schedule for the *Voice of Israel*: in Hebrew at 0000-0010 on 6740 kc., at 0400-0405 and 1630-1645 on 9008

April, 1957

# MASTER TV—



## THIS EASY WAY

At last—a new book by an author who believes TV is a cinch—and proves it! The international TV authority, E. Aisberg, teaches you what you should know about TV theory in a colloquial dialogue form that actually makes learning fun! Hundreds and hundreds of sprightly line illustrations like those shown here appear throughout the book on every page to make it easier for you to understand the points the author is making. You'll remember what this unique volume teaches with a smile long after you've forgotten many conventional textbooks. TV—IT'S A CINCH is a must for anyone—beginner or experienced technician—interested in understanding TV. Order your copy today. No. 62. 224 pages. Paper cover \$2.90. Hard cover \$4.60.

### JUST A FEW OF THE CONTENTS

- VHF and video frequencies • The CR tube • Deflection and focusing • Time bases • Synchronization • Sawtooth in action
- The electron image • Rf and if circuits • Detectors and video amplifiers • Sync separation • Power supplies • Antennas • Color TV

### OTHER BASIC BOOKS YOU'LL FIND HELPFUL

- #44—Basic Radio Course—Popular Electronics'** contributing editor John T. Frye's easy-reading classic on fundamentals, teaches you basic radio from Ohm's law to servicing techniques. Hard cover only. 176 pages. \$2.25
- #45—Radio Tube Fundamentals**—How and why tubes work as they do in modern circuits. Paper cover only. 96 pages. \$1.00.
- #51—Transistors—Theory and Practice**—By Rufus P. Turner, contributing editor of *Popular Electronics*. Probably the best book ever written on transistors for the practical man. Paper cover only. 144 pages. \$2.00
- #61—Transistor Techniques**—How to use transistors in practical circuits. Paper cover only. 96 pages. \$1.50
- #66—Basic Audio Course**—Covers everything from the nature of sound to recording techniques. 224 pages. Paper cover \$2.75. Deluxe hard cover edition \$5.00

See your parts distributor or use this coupon

GERNSBACK LIBRARY, 154 West 14th St., New York City

My remittance of \$..... is enclosed. Please send me postpaid the books checked below.

**TV It's a Cinch**  62 Paper Cover  Hard Cover  
 44  45  51  61  66 Paper Cover PE-47  
 66 Hard cover.

Name..... Please print

Street.....

City.....Zone.....State.....

# Shrinks Hemorrhoids New Way Without Surgery

Science Finds Healing Substance That  
Relieves Pain — Shrinks Hemorrhoids

For the first time science has found a new healing substance with the astonishing ability to shrink hemorrhoids and to relieve pain—without surgery.

In case after case, while gently relieving pain, actual reduction (shrinkage) took place.

Most amazing of all—results were so thorough that sufferers made astonishing statements like "Piles have ceased to be a problem!"

The secret is a new healing substance (Bio-Dyne\*)—discovery of a world-famous research institute.

This substance is now available in *suppository* or *ointment* form under the name *Preparation H\**. Ask for it at all drug counters—money back guarantee.

\*Reg. U.S. Pat. Off.

MAKE SURE, SAFE  
INSULATED  
Electrical Connections

With The New

**SUPER CHAMP Hand Tool**

The ONE Tool for ALL Wire Sizes used in Home Wiring, Appliances, Automobiles.

CUTS Wire—STRIPS Wire sizes #22-#10  
CRIMPS Solderless Terminals and Connectors without solder or tape for safe connections  
—SHEARS Bolts and screws without damaging threads—no filing or hack sawing.



ORDER DIRECT—USE COUPON

Satisfaction guaranteed or money back FREE with Each Tool

Send me post paid the new Super Champ

Hand Tool. I am enclosing \$3.95.

(Ohio residents add 12c sales tax.)

check  money order

NAME \_\_\_\_\_

ADDRESS \_\_\_\_\_

CITY \_\_\_\_\_

ZONE \_\_\_\_\_

STATE \_\_\_\_\_

**PEN-OHIO DIST. CO., 2631 N. Main St., Dayton 5, Ohio**

## YOUR F. C. C. LICENSE

GUARANTEED PREPARATION

Get Your License by the Easy Emig Method—Paced at Your Speed—Study Time at Your Convenience.

Write Now For Free Information

**EMIG SCHOOL OF ELECTRONICS**

4902 SUNSET BLVD.

HOLLYWOOD 27, CALIF.



HOW TO BE THE HAPPIEST CREATIVE  
ENGINEER IN CALIFORNIA

Engineers (E.E., M.E., Mfg., Sales) can have the kinds of jobs that creative men dream about. Top salaries and benefits. Suburban locations in Fullerton, Newport Beach, Richmond, or Palo Alto.

Write Beckman Instruments, Inc., 2999 W. 6th Street  
Los Angeles 5, California. Ask for Career File #92-D

**GARAGE DOOR  
OPENER** Actuator Mechanism **\$24.50**

EASY TO INSTALL, SAFE, RELIABLE

WRITE for interesting free information... TODAY

**P. E. HAWKINS CO.**

631 Prospect Dept. PE Kansas City 24, Mo.

and 6740 kc., at 1300-1315, 1400-1415, and 1515-1530 on 9008 kc.; in English at 0410-0415, 0645-0700, and 1500-1515 on 9008 and 6740 kc.; in French at 0415-0420, 0700-0715 on 9008 and 6740 kc., and at 1430-1500 on 6740 kc. (37)

**Japan**—The Far East Network, Tokyo, 17,825 kc., is heard in Eastern N.A. at 1700-1730 dual to 15,225 kc. and at 1930-2000 on 11,705 and 15,225 kc. The 11,705-kc. outlet is tuned at 0100-0125 with English news and weather to 0105. Dictation-speed program reviews follow. (JH, 61)

A new standard frequency and time service noted on 15,000 kc. at 2200-2300 is probably JJY, Tokyo, usually QRM'ed by WWV/WWVH. (23, 31, 149)

**Lebanon**—Beirut, FXE, is being widely heard on 8022 kc. (varying to 8040 kc.) with music at 1250, time pips at 1300, then ID and Arabic news. It also has been noted closing at 1800. The 1400 news is in French rather than English as listed. English news is heard at 1010 but is hard to read. Another xmsn was noted at 2345-0100 with chanting, Arabic and French news, and western music. (DK, 25, 27, 28, 51, 61, 166)

**Luxembourg**—Radio Luxembourg, Junglinster, is heard on 6090 kc. from 1600 to 1900 s/off with all programs in English and consisting of commercial broadcasts to England. At times there may be heard QRM from Radio Commerce, Haiti, on 6091 kc. Tune for Rock-and-Roll music at 1830. (JS, FS)

**Netherlands**—Radio Nederland operates in the first N.A. xmsn at 1615-1655 on 15,365 and 11,950 kc. and the second xmsn at 2130-2210 on 11,950 and 9590 kc. (104)

**Nigeria**—The Nigerian Program of the Nigerian B/C Service at Lagos is now heard

### SHORT-WAVE ABBREVIATIONS

A—Approximate frequency  
annnt—Announcement  
BBC—British Broadcasting Corporation  
ID—Identity, Identification  
kc.—Kilocycle(s)  
L.A.—Latin America(n)  
N.A.—North America(n)  
s/off—Sign off  
xmsn—Transmission from station  
xmtr—Transmitter used by station

daily on 4990 kc. instead of 4800 kc. It is noted from 1600 to 1656/close with ID at 1600 and musical programs until s/off. (37, 166)

**Pakistan**—Karachi can be tuned on 7138 kc. at strong level from 0700 to 0710 with English news, and on 15,355 kc. at 2000-2005 with another newscast. (59, 166)

**Poland**—Radio Warsaw, 6025 kc., has a "Mailbag" program on Mondays at 1930 and Tuesdays at 0745. English news can be heard at 2130-2140. This station verifies with a card. (GJ, 127)

**Portugal**—Radio Lisboa is noted on 21,700 kc. at 1200-1245 with news, talks, and classical music, in an English xmsn. They give frequent ID's. It is also heard at 1415-1430 in a Portuguese language session. Another Portuguese xmsn was tuned at 1330-1500 on 17,895 kc. (39, 61)

**Sierra Leone**—The Sierra Leone B/C Service at Freetown was noted on 3316 kc. with BBC features at 0210. After a short music and



ALL TUBES UNCONDITIONALLY GUARANTEED FOR 1 YEAR

On orders of less than 100 tubes — 41¢ each

take your pick  
any assortment

100

receiving

tubes

\$38

FREE! 3-in-1

PRECISION

SCREWDRIVER SET

WITH EVERY ORDER

regardless of size!

BRAND  
NEW TV  
PICTURE  
TUBES

RCA and DUMONT  
Licensed

Partial Listing  
No dud required

Type	T.M. Price
10BP4	\$10.95
12LP4	12.95
12CP4	10.00
14CP4	15.25
15DP4	16.95
16DP4	18.50
16CP4	19.25
16KP4	17.00
16RP4	\$17.00
17BP4	19.00
17CP4	21.00
17LP4	18.00
19AP4	23.00
20CP4	24.00
21ALP4A	24.00
21EP4	24.00

Picture tubes  
F.O.B. PASSAIC, N. J.  
via Railway Express

PRETESTED TUBES—INDIVIDUALLY BOXED

0Z4	6AUG	6SH7	12BA6
1B3GT	6AUSGT	6SJ7GT	12BE6
1H5GT	6AV5	6SK7GT	12AZ7
1LC5	6AV6	6SL7GT	12BH7
1LN5	6AX4GT	6SN7GT	12BY7
1NSGT	6AT6	6SQ7	12SA7
1Q5GT	6AH4GT	6SR7	12SG7
1R5	6BA6	6T8	12SJ7GT
1S4	6BC5	6U8	125K7
1S5	6BE6	6V3	12SL7GT
1T4	6BG6G	6V6GT	12SN7GT
1T5GT	6BJ6	6W4GT	12SQ7
1U4	6BK5	6W6GT	12SR7
1U5	6BK7	6X4	19T8
1X2	6BL7GT	6X5GT	19BG6G
3Q4	63OG6T	6Y6G	25BQ6GT
3S4	6BQ7	7C5	25L6GT
3V4	6BY5G	7C6	25Z5
5U4G	6BZ7	7E7	25Z6GT
5V4G	6C4	7F7	35B5
5Y3	6CB6	7F8	35B8
6AB4	6CD6G	7N7	35L6GT
6AC7	6F6	12AL5	35W4
6AC5	6H6GT	12AT7	35Y4
6AC7	6J5GT	12A06	35Z5GT
6AF4	6J6	12A07	50A5
6AK5	6K6GT	12AV6	50B5
6AL5	6L6	12AV7	50C5
6A0E	6S4	12AX7	50L6GT
6A55	6S8GT	12AX4GT	117Z3
6AT6	6SA7	12BY7	

Free Postage on all prepaid continental  
U.S.A. orders. 50¢ handling charge on all  
orders under \$5.00. 25% deposit on all  
C.O.D. Subject to prior sale.

TUBE MART

DISCOUNT HOUSE

PRescott 3-0330

The Lokpet Bldg.

Passaic, N. J.

international  
short wave  
reception

from your car

with



Push Button  
Converter

Provides excellent SW reception  
when operated with 12 volt\* auto  
radios having manual tuning dial.

Install it yourself! No need to open  
or alter auto set. Just connect leads  
provided to radio and to 12 volt\* ac-  
cessory terminal under dash. No fit-  
ting, no drilling, nothing else to buy.

Push button selection of 13, 19, 31  
and 49 meter SW bands ensures  
daylight, night-time reception.



At radio stores  
handling amateur  
equipment. Also  
many automotive  
parts stores.

29.95

\*(Usable only on cars having 12V battery systems.)

GONSET BURBANK CALIF.

DIVISION OF L. A. YOUNG SPRING & WIRE CORPORATION

TV TELLS HOW TO  
ANSWER RADIO  
RADIO T.V. QUESTIONS  
SERVICE LIBRARY

HERE IS LATE INFORMATION  
IN A HANDY FORM FOR RADIO  
AND TELEVISION REPAIRMEN,  
SERVICEMEN AND STUDENTS

AUDELS T.V. RADIO SERVICE  
LIBRARY — Over 1500 Pages —  
1085 Illustrations & Diagrams,  
1001 Important Facts & Figures on  
Modern T.V. Radio, Electronic Devices  
at your fingers ends. Highly Endorsed.

INCLUDES TRANSISTORS  
& Transistor Circuits, Rectifiers,  
Record Changers, P.A. Systems, Tape  
Recorders, Phonograph Pick-ups,  
P.M., Auto Radio, Radio Compass,  
Short Wave, Radar, etc.

ASK TO SEE IT!  
IT WILL PAY TO KNOW—

The Basic Principles — Construction —  
Installation — Operation — Repairs —  
Trouble Shooting — Shows How to get  
Sharp, Clear, T.V. Pictures.  
Install Aerials—How to Test.  
Explains Color Systems,  
Methods of Conversion,  
Terms, etc. In-  
cludes Ultra High Fre-  
quency — Valuable for  
Quick Ready Reference  
and Home Study.

Get this Information for Yourself  
7 DAY TEST—PAY ONLY \$2 MO.

MAIL ORDER.....

AUDEL Publishers, 49 W. 23 St., New York 10, N.Y.

Mail AUDELS T. V. RADIO SERVICE LIBRARY (2 Volumes) \$8 on 7  
day free trial. If O.K. I will remit \$2 in 7 days and \$2 monthly  
until \$8, plus shipping charge, is paid. Otherwise I will return the  
name.

Name \_\_\_\_\_  
Address \_\_\_\_\_  
Occupation \_\_\_\_\_  
Employed by \_\_\_\_\_ PE4

**BE QUALITY WISE . . . BUY QUAL-KITS!**



**HI-FI AMP. KIT**

Complete 6 tube-10 watt amplifier. Push-pull beam power output, built-in pre-amp. 5 position selector switch, 3 position record equalization, LP, RIAA, Eur. Response 1/2 db. 20-20,000 cps. Output 10 watts at less than 2% IM. Low noise level and harmonic distortion. **\$28.50**

Every kit complete with 28 page fully illustrated instruction and assembly manual. Cover and legs optional.



**HI-FI AM-FM TUNER KIT**

Advanced 7 tube circuit plus Rectifier for full sensitivity and selectivity. Distortion less than 1%. Sensitivity is 5 uv for 30 db quieting on FM, 25 uv AM. Armstrong FM Circuit with limiter. Foster-Seeley Discriminator. 20-20,000 cps response. Full AFC control — no drift. Easy assembly. **\$28.95**

Add 10% Fed. Tax Write for **FREE** catalog and name of nearest dealer carrying these remarkable units.

**QUALITY-ELECTRONICS**

319 Church St. Dept. P-4 New York 13, N. Y.

**Arkey Amp. Kit**  
only \$42.00

30 WATT HI-FI SUPER LIN AMP-PREAMP with TRANSISTORIZED FRONT END  
FREQUENCY RESPONSE: ± 1 db 10-40,000 cps, ± 1/2 db 20-20,000 cps, below 28 watts. INPUTS: for phono, tuner, tape, Aux1 and Aux2 provided by front panel selection. TUBES: uses (1) 6AU6, (1) 12AT7, (1) 12AU7, (2) EL34's, (1) 5V4GB.



**CUTICK ELECTRONICS** HI-FI Radio TV Parts  
171 Washington St. Worth 2-5866 New York 7, N. Y.

**LEARN**

**RADAR MICROWAVES  
TRANSMITTERS**

**CODE TV RADIO**

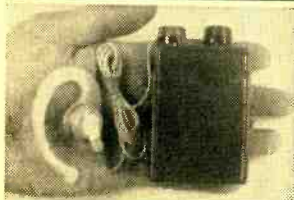
Phila. Wireless Technical Institute

1533 Pine St. Philadelphia 2, Penna.

A Non-Profit Corp. Founded in 1908

Write for free catalog "P"

**NEW! 4-Transistor Pocket Radio!**



Size of cigarette package. No external antenna needed. Brings in stations 800 miles away at night. Loud volume. Uses 12 1/2-cent flashlight battery that lasts 600 hours. Printed circuit. Free literature.

Complete kit, \$23.50. Fully wired, \$29.50.

2-transistor kit, \$15.50. 1-transistor kit, \$9.50.

Order now from

**GARDINER ELECTRONICS CO., Dept. 13**

2545 East Indian School Road • Phoenix, Arizona

news period, they went into language at 0224. They also ID as *This is Freetown Calling*. (27)  
**Surinam**—PZC, Parinaribo, 15,406 kc., was noted around 1900-1935 with American pop tunes and Dutch language anmmts. (128)  
**Sweden**—*Radio Sweden* is heard well on 9620 kc. at 2000-2045 with an English program of music, news, weather, and press comments. The West Coast xmsn is noted at good level

**SHORT-WAVE CONTRIBUTORS**

- George Adams (GA), White Plains, N. Y.
- Byron Bennett (BB), Pleasant Hill, Mo.
- Christopher Bennion (CB), Riverside, Conn.
- Arno Feltner (AF), New Braunfels, Texas
- Walter Ficht (WF), St. Louis, Mo.
- Jack Hughes (JH), Montreal, P. Q.
- George Jigerjian (GJ), Middleboro, Mass.
- Don Kenney (DK), Pacific Palisades, Calif.
- Frederick Smith (FS), Augusta, Ga.
- Jacob Schanker (JS), Brooklyn, N. Y.
- Gordon Weldon (GW), Eastview, Ont.
- William Willus (WW), Jersey City, N. J.
- William Flynn (7), Berkeley, Calif.
- Chuck Maxant (11), Baldwin, N. Y.
- Francis Welch, Jr. (25), Worcester, Mass.
- Gerry Dexter (27), Waterloo, Iowa
- Bob Knowles (28), San Diego, Calif.
- Gordon Nelson (31), Inglewood, Calif.
- David Bergdahl (32), Valley Stream, N. Y.
- Stuart Fidler (37), Jordan, N. Y.
- J. Ross Brownell (39), Vancouver, B. C.
- Bill Schultz (51), North Arlington, N. J.
- R. D. Kimpton (52), Cobourg, Ont.
- Grady Ferguson (59), Charlotte, N. C.
- John Beaver (61), Pueblo, Colo.
- Kurt Metzger, Jr. (73), Ortonville, Mich.
- Frank Gilmore (85), Springfield, Mo.
- Jack Parsons (87), Pittsburgh, Pa.
- Tom Watkins (98), Mansfield, Ohio
- Roger Legge (100), McLean, Va.
- Ed Kowalski (104), Philadelphia, Pa.
- Bob Jacobs (116), New York, N. Y.
- Howard Kass (127), Brooklyn, N. Y.
- Tibor Gasparik (128), Cleveland, Ohio
- Fred Kent (133), Winterset, Iowa
- J. Art Russell (149), San Diego, Calif.
- Robert Schwartz (156), Brooklyn, N. Y.
- George Cox (166), New Castle, Del.
- William Grimm II (171), Newtonville, N. Y.
- Silas Dunn (173), Little Rock, Ark.
- Chester Stemp (177), Hammond, Ind.

—from 0000 to 0030. Swedish follows this xmsn until 0100 s/off. (AF, GW, 61)

**Switzerland**—The English xmsn to N.A. is heard at 2030-2215 on: 6165 kc., HER3; 9535 kc., HER4; and 11,865 kc., HER5. The DX program is broadcast on the first Thursday of each month at 2050. The last hour on Mondays, Wednesdays, and Fridays is in language for the Swiss abroad. (156)

**Syria**—Damascus is now using 15,165 kc. at 1430-1630 to Europe, replacing 17,865 kc. (100)  
**USSR**—*Radio Moscow* is being widely reported in its "Pacific Service" at 2000 on 15,140 kc. and at 0000 on 17,870 kc. English news can be tuned at both times. (61, 98)

**Yugoslavia**—*Radio Belgrade*, 6100 kc., is heard with English news to Europe at 1330-1345 (dual to 7200 kc.) and at 1715-1730. On the Thursday evening program, they feature "Writers and Poets." (JS, 116)

—50—

**EASY TO LEARN CODE**

Learn or increase speed with an Instructograph—the Radio-Telegraph Code Teacher that takes the place of an operator-instructor and enables anyone to master code without further assistance. Available tapes from beginners alphabet to typical messages on all subjects. Speed to typical messages on all subjects. Speed range 5 to 40 WPM. Always ready—no GRM. Thousands have "acquired the code" with the Instructograph System. Write today for convenient rental and purchase plans.  
4713-F Sheridan Road, Chicago 40, Illinois



**INSTRUCTOGRAPH COMPANY**



**POPULAR ELECTRONICS**

# BARGAIN BASEMENT

SAVE ON THESE SPECIAL BUYS OF THE MONTH

**19.95 LAFAYETTE SPECIAL**  
**RADIO CONTROL TRANSMITTER**

Completely assembled — tested — and guaranteed R/C transmitter. Includes tube and 27.255 MC crystal, 6 sect. telescoping antenna. Size: 4" x 4" x 12". Approx. 1 mile range. Shpg. wt., 3 lbs. Less batteries.  
**F-249** ..... Net **19.95**

*Lafayette Radio* DEPT PE-D  
**165-08 LIBERTY AVE., JAMAICA 33,**  
 include postage with order.

**JUNERO Miniature MACHINE SHOP**

Stock No. TL-125  
**\$3.93**  
 Deluxe Model Stock No. TL-128 \$5.11

Made in - England. Bends, shears & punches strip metal. Makes all kinds of complex brackets. Holes & slots too. Includes supply of steel strip. Deluxe Model also has rod material & threading die.

**OLSON RADIO WAREHOUSE,**  
**275-C E. MARKET ST. AKRON 8, OHIO**

**HARMONICA CONTACT MICROPHONE**  
**Makes a one man band out of every harmonica player.**

A fine quality, sensitive, crystal microphone with a high output especially designed to fit harmonicas. May be connected to any P. A. system, or the audio section of a phonograph or radio. Installation is simple. Sturdily built and measures only 1 1/2" L x 3/4" W x 3/4" D. Complete with 7 ft. shielded cable. Dept. PE-D...Net 2.95

*Lafayette Radio* **165-08 LIBERTY AVE. JAMAICA 33, N. Y.**

**RADIO CONTROL Headquarters**

For model airplanes, boats, cars, etc. **FREE CATALOG "P."**  
 No operator's license required. **FREE SEND FOR FCC FORM 505**  
 Garage Door Radio Control Transmitter & Receiver Kits Available.  
**R/C TRANSMITTER & RECEIVER KIT—271.4 Mc. 5 Watt 2-Tube**  
 Simple Transmitter & Supersens. 2-Tube Receiver—R/C Transmitter: 5W. Power. **HAND-HELD, Compl. \$17.95; Kit \$11.95 incl.**  
 Drilled Bases Wound Coil, Res., Cond., SIGMA Relay, **\$9.95**  
 Intruc.

**SIGMA 4F RELAY:** 8,000 ohm, \$3.85; 6 Reed Relay ..... **14.95**  
**2-6V Battery Charger Kit \$4.95; wired** ..... **6.95**  
**R/C BOOKS:** Model Control \$1; Radio Control \$1; Handbook 2.25  
**CRYSTALS:** 27.255 Mc. Peterson 29A. \$3.95; **HOLDER** ..... **.15**  
**2" METERS, 150 MicroA, \$3.95; 500 MicroA, \$3.95; 3 Ma 2.95**  
**RELAY CONTROL UNIT** incl. Sensitive 10,000 ohm Sigma Relay (1 1/2 Ma) Thermal Bi-metal Strip, Heating Element, Hi Z Audio Choke, **\$3.95; 3 Ma 2.95**  
**Nico V Magnet, Neon Lamp, Resistors, Capacitors** ..... only **.99**  
**TUBES:** XFG1, RK61, 3A4, 3A5, 1A64, 6K4—Transistors **.99**  
**Storage Batteries:** Mini, 6V NFG **\$2.45; 2V 27A/Hour** ..... **2.75**  
**RELAYS, 10K ohm 2 Ma DC or 110V AC SPDT 95c; SPST** ..... **.85**  
**Flash STROBOSCOPE 110 V AC, Range 900-14000 per min.** **29.95**  
**325-P CANAL ST.**

**GYRO ELECTRONICS** **NEW YORK 13, N. Y.**

**AC-SYNCHROS MOTOR, GENERATOR & TRANSFORMER**

Perfect for your experiments and motorized requirements—wind direction indicators, antenna rotation, slave drive units, etc. 115 V—60 Cycle.  
 Price per pair, used units while they last ... **Only \$3.79**

**SANFORD ESTES & COMPANY**  
 ELECTRICAL DIV.  
**4548 Cottage Grove Chicago 15, Ill.**

**ATOMIC ENERGY AN CONNECTORS**

**\* IDEAL FOR ALL YOUR VOLTAGE REQUIREMENTS—Small or Large—Tiny—**  
 size of your index finger, yet carries up to 10,000 volts.  
**20 amp. — gold alloy contacts.**

**\$2.37** ONLY  
 POST PAID IN U.S.A.

**SANFORD ESTES & COMPANY**  
 ELECTRICAL DIV.  
**4548 COTTAGE GROVE CHICAGO 15, ILL.**

**7.95 LAFAYETTE SPECIAL**  
**R/C RECEIVER**

Completely wired and assembled, with tube, ready to operate on exam free 27.255 MC remote control band. Size: 1 1/8" x 1-15/16" x 3". Weight 3.3 oz. Uses one 1.5 volt and one 45 volt battery. Less batteries. Shpg. wt., 6 oz.  
**F-208** ..... Net **7.95**

*Lafayette Radio* DEPT PE-D  
**100 SIXTH AVE. BOSTON 10, MASS., 110 Federal St. NEWARK 7, N. J., 24 Central Ave. PLAINFIELD, N. J., 131 W. Second St. BOKM 5th, N. Y., 543 E. Fordham Rd.**  
 include postage with order

**Sale on Transistor Supplies**

3 1/2" transistor loopstick antennas	.....	.49
1-gang 365mmf variable condensers	.....	.69
2N109-2N138 equiv. transistors	.....	1.39
2N112-2N136 equiv. transistors	.....	1.69
Crystal Hi-Imp. earphones	.....	1.49
Dynamic Hi-Imp. earphones	.....	1.89
Magnetic Hi-Imp. earphones	.....	3.95
Kit of 3-IF trans. & Osc. Coil	.....	1.99
20K to 1K min. transformers	.....	1.95
500 CT to 3.2 ohm transformers	.....	1.95
10K to 2K min. transformers	.....	1.95
Transistor IF transformers	.....	1.95
Raytheon cabinets (6X3X1 1/2)	.....	.98
Raytheon 4-trans. radios w/battery	.....	27.95
Sub-min. volume controls w/switch	.....	.99

**COMPLETE STOCK OF ARGONNE TRANSISTOR SUPPLIES**  
**GROVE ELECTRONIC SUPPLY CO.**  
**4103 W. Belmont Ave. Chicago 41, Ill.**  
 Include Postage With Order—Send For 1957 Catalog

**Experimenters—Amateurs—Hobbyists**

We are reducing a large inventory of brand new vacuum tubes and this get-acquainted offer is limited to the stock on hand. 15 different electron tubes, including 5" CRT—a \$50 value for only \$2.95 postpaid in the U.S.A.; two assortments for \$1.95. Order early and we will include "giant acorn" (orbital beam pentode) and famous "lighthouse" tubes. Sample deal of half a dozen tubes including 3" CRT \$1.85 ppd. 3" CRT alone \$1.00 ppd.  
**R-4/ARR-2 receiver** 224-258 MC with all 10 tubes, very good used condition \$5.95. 28 volt dynamotor \$2.95. Shpg. wt. recvr. 10 lbs.  
**RC-1206 beacon receiver** 200-400 KC with all tubes, very good used cond. \$5.95. Operates from 28 volts DC. Shpg. wt. 6 lbs.  
**MN26-S compass receiver** 150-1500 KC with 12 tubes and dynamotor for 28 volt DC operation, very good \$14.95. Shpg. wt. 60 lbs.

Write for free government surplus bargain bulletin

**JOE PALMER**  
**1440 Las Salinas Way Sacramento, California**

**BUY YOUR PHOTOFLASH SLAVE PARTS FROM LAFAYETTE AND SAVE!**  
*(as described in APRIL 1957 POPULAR ELECTRONICS)*

- BATTERY • ELECTROLYTIC • RESISTOR
- RELAY • "SUN BATTERY" • TRANSISTOR

**YOUR COST FOR ABOVE PARTS..... Net 8.15**

*Lafayette Radio* DEPT. PE-D **165-08 LIBERTY AVE. JAMAICA 33, N. Y.**

# Classified

## FOR SALE

**ELECTRIC Pencil:** Engraves all Metals, \$2.00. Beyer Mfg., 10511-P Springfield, Chicago 43.

**WALKIE-Talkie** chassis \$6.98. See our display ad in this issue. Springfield Enterprises.

**CITIZENS** band radio plans for building your own receiver and information on transmitter design, FCC requirements, etc. plus special discount on type approved transceivers. All for \$1.00. Springfield Enterprises, Box 54-E2, Springfield Gardens 13, N. Y.

**DIAGRAMS** for repairing radios \$1.00, Television \$2.00. Give make, model. Diagram Service, Box 672-PE, Hartford 1, Conn.

**WALKIE-TALKIE.** Build wireless portable radio-telephone for less than \$10.00. Plans for variable frequency and crystal control types, only 50¢ for both, including assembly photographs. Springfield Enterprises, Box 54-E2, Springfield Gardens 13, N. Y.

**TRANSISTOR** devices, walkie-talkies, VHF AM-FM portable radios, wireless mikes, etc. at wholesale prices direct from our factory. Free literature. Springfield Enterprises, Box 54, Springfield Gardens 13, N. Y.

**TUBES-TV, Radio, Transmitting And Industrial Types** At Sensibly Low Prices. New, Guaranteed 1st Quality Top Name Brands Only. Write For Free Catalog or Call Walker 5-7000, Barry Electronics Corp., 512 Broadway, New York 12N, N. Y.

**DIAGRAMS!** Repair Information! Radios—Amplifiers—Recorders \$1.00. Televisions \$1.50. Give Make, Model, Chassis. TV Milite, Box 101-PE, Hicksville, New York.

**COMPLETE** Television sets \$11.95. Jones TV, 1115 Rambler Avenue, Pottstown, Pa.

**STILL** Using Outside Antenna—Battery!? Reconsider "January" Advertisement Beginning "Remaining—!"

**BUY** Government Surplus—Walkie-Talkies; Radio-TV Electronics; Transceivers; Test Equipment; Oscilloscopes; Radar; Voltmeters—Fraction of Army costs—Buy Direct from U. S. Government Depots—List & Procedure \$1.00—Brody, Box 8-PE, Sunnyside 4, N. Y.

**"COIL** Winding Methods" Handbook 30¢. Laboratories, 328-L Fuller, Redwood City, California.

**CAR** Television. Television in your car. Easy to build and install. Complete diagrams and instructions. \$1.25. C. Carrier Co., 734 15th St., N.W., Wash. 5, D. C.

**TELEPHONE** Extension in your car. Answer your home telephone by radio from your car. Complete diagrams and instructions. \$1.25. C. Carrier Co., 734 15th St., N.W., Washington 5, D. C.

**EAVESDROP** with a pack of cigarettes. Miniature transistorized radio transmitter. Complete diagrams and instructions. \$1.25. C. Carrier Co., 734 15th St., N.W., Washington 5, D. C.

**ELECTRIC** Guitars, amplifiers, wholesale. Free catalog. Carvin, PE, Covina, California.

**TRAMSOSTPR** Wireless Broadcaster Kit, miniaturized, self-contained. Literature. Amerlabs, 471 Clifton Ave., Newark 4, N. J.

**ARMY** Throat Microphone, New, 50c. Surplex, Box 118, Jersey City 4, N. J.

## BUSINESS OPPORTUNITIES

**TO \$100.00 Weekly.** Sparetime, Home Operated Mail-order business. Successful "Beginners" Plan. Everything Supplied. Lynn, 10420-E National, Los Angeles 34.

**\$60 WEEKLY,** spare time—easy! Home Venetian Blind Laundry. Free book. Burt, 2434 BY, Wichita 13, Kansas.

**VENDING** Machines—No Selling. Operate a route of coin machines and earn amazing profits. 32-page catalog free. Parkway Machine Corporation, Dept. 12, 715 Ensor St., Baltimore 2, Md.

**\$200 MONTHLY** Possible, Sewing Babywear! No house selling! Send stamped, addressed envelope. Babygay, Warsaw 80, Indiana.

## WANTED

**SELL** Your Way To Wealth! Wanted: Surplus military and commercial aircraft electronics: ARN-7, ARC-3, 51R-3, APN-9, BC-348, RTA-1B, BC-788, I-152, L-5, MN-53, 18S-4, BC-610, CW-3, test equipment and All Vacuum Tubes. Top prices paid! For fattest checks—sell to Rex! P. E. Sanett, W6Rex, 1524 S. Edris Drive, Los Angeles 35, California. Phone: RE-public 5-0215.

**CASH** Paid! Sell your surplus electronic tubes. Want unused, clean transmitting, special purpose, receiving, TV types, magnetrons, klystrons, broadcast, etc. Also want military & commercial lab test and communications gear. We swap too, for tubes or choice equipment. Send specific details in first letter. For a fair deal write, wire or telephone: Barry, 512 Broadway, New York 12, N. Y. Walker 5-7000.

## INVENTIONS WANTED

**INVENTIONS** wanted. Patented; unpatented. Global Marketing Service, 2420 77th, Oakland 5, Calif.

## HELP WANTED

**HIGH** Paying Jobs: Foreign, U.S.A. All trades. Travel paid. Information. Application forms. Write Dept. 21M National, 1020 Broad, Newark, N. J.

## INSTRUCTION

**LEARN** While Asleep! Complete instructions \$2.00. Guaranteed. Research Association, Box 610-PE, Omaha, Nebraska.

**CODE** Courses, Novice to 8 WPM, \$5.95. Advanced, 9 to 18 WPM, \$4.95. Both, \$9.95. Each—7" magnetic recording tape, dual track, 3 3/4 IPS. Rush Order today. Tapedcode, Box 31-B, Langhorne, Pa.

**BECOME** Tax Consultant. Graduates earn \$3,000 every tax season preparing returns evenings. State approved. Union Institute, 68 Hudson, Hoboken 3W, N. J.

**ENGINEERING** Degrees earned by home study. (Residential Courses also available.) Pacific International University, Box 27724-D, Hollywood 27, California.

**TRANSISTOR** Workshop. Write for details! Transit, Box 15-05, Alden Manor, New York.

## HIGH FIDELITY

**DISGUSTED** of "Hi" Hi-Fi Prices? Unusual discounts on all high fidelity requirements. Write now. Key Electronics Co., 120 Liberty, New York 6, N. Y.

**RECORDS** from your tapes. Complete high fidelity recording service. Sample record \$1.00. Free information. Baron's Sound Recording, Lynden, Wash.

## TAPE RECORDERS

**RECORDERS,** Tape. Hi-Fi. Wholesale Prices. Catalog. Kerstin, 215 E. 88 St., N. Y. C. 28.

**TAPE** Recorders, Tape. Unusual Values. Free Catalog. Dressner, 69-02F, 174 St., Flushing 65, N. Y.

**PRE-RECORDED** Tapes, Recorders, Accessories, Unusual Values, Catalog. Efsco Sales, 270-A Concord Avenue, West Hempstead, N. Y.

## REPAIRS & SERVICING

**PROFESSIONAL** Wiring and Testing of Kits including all Mam Gear. McSwan, Box 1101, Culver City, Calif.

## MISCELLANEOUS

**SONGPOEMS** and Lyrics Wanted! Mail to: Tin Pan Alley, Inc., 1650 Broadway, New York 19, N. Y.

1000 **BUSINESS** Cards \$3.55 Postpaid. Free Samples. Astral, Box 141, Hempstead, N. Y.

Always say you saw it in—POPULAR ELECTRONICS



# ADVERTISER'S INDEX

ADVERTISER	PAGE NO.
ABC Electronics	96
Acme Model Engineering Co.	122
Allied Radio Corp.	8, 9, 110
Altec Lansing Corporation	106
Atomic Laboratories	110
Audak Company	117
Audel Publishers	127
Austin Craft	120
Bailey Technical Schools	32
Beckman Instruments, Inc.	126
Bell Telephone Laboratories	14, 15
Bogen Co., Inc., David	87
Burstein-Applebee Co.	98
C. B. S.-Hytron	6
Candler System Co.	124
Capitol Radio Engineering Institute	29
Central Technical Institute	25
Cleveland Institute of Radio Electronics	23
Coyne Electrical School	5, 113
Cutick Electronics	113
DeVry Technical Institute	11
Dyna Co.	16
Electro-Voice	21
Electronic Experimenter's Handbook	26
Electronic Instrument Co., Inc. (EICO)	38
Electronic Kits Supply Co.	106
Electronic Measurements Corp.	120
Electronic Organ Arts	120
Elektra Stratford Record Co.	124
Embry-Riddle School of Aviation	119
Emig School of Electronics	126
Esse Radio Co.	107
Fair Radio Sales	102
Gardiner Electronics Co.	128
Garfield Co., Oliver	18, 19
General Electric	28
Geinsback Publishing Company	125
Gonset Company	127
Granco Products	101
Grantham School of Electronics	112
Greenlee Tool Co.	30
Grove Electronics	129
Gyro Electronics	129
Havana Richmond School of Languages	118
Hawkins Co., P. E.	126
Health Company	89, 90, 91, 92, 93
Hercules Chemical Company	124
Hershel Radio Co.	96
Hi-Fi Guide and Yearbook	38
I.D.E.A., Inc.	84
Indiana Technical College	122
Indianapolis Electronic School	124
Instructograph Co.	128
International Correspondence Schools	13
Interstate Training Service	114
Lafayette Radio	104, 105, 129
Lektron Specialties	111
Midway Company	122
Miller, Gustave	124
Milwaukee School of Engineering	36
Morrow Radio Manufacturing Co.	30
Moss Electronics Distributing Co., Inc.	132, 3rd & 4th Covers
MusiCraft	95
National Company	2nd Cover
National Radio Institute	3
National Schools	27, 124
North American Philips Co., Inc.	24
Oison Radio Warehouse	129
Pacific States University	118
Palmer, Joe	129
Pen-Ohio Distributing Co.	126
Philadelphia Wireless Technical Institute	128
Port Arthur College	120
Precise Development Corp.	7
Precision Electronics Co.	98
Precision Radiation Instruments Inc.	118
Progressive "Edu-Kits" Inc.	97
Quality Electronics	128
RCA Institutes	17, 118
Radio TV Training Association	99, 100
Raytheon Mfg. Co.	22
Reeves Soundcraft Corp.	12
Rek O Kut	12
Remington Rand Univac	109
Rider, Publisher, John F.	121
Rinehart Books	115
Rockbar Corporation	37
Sanford Estes Co.	129
Sigma Instruments Inc.	31
Senotone Corp.	116
Springfield Enterprises	110, 120
Standard Line Electric Co.	103
Stanley Electronics Corp.	123
Surplus Center	117
TAB	131
Tech-Master Products Co.	36
Triplet Electric Instrument Co.	33
Tube Mart, The	127
U. S. Air Force	35
University Loudspeakers	114
V.S.I. Television School	120
Van Nostrand Company Inc., D.	85
Video Electric Company	108
Western Radio	114, 118
Whitall Pharmacal Co.	126
World Radio Laboratories	94
Wuerth Tube Saver Corp.	94
Xcelite, Inc.	117
YMCA Trade Schools	114

# TUBES "TAB" TESTED GUARANTEED

OUR 12th YEAR IN BUSINESS

0A2	.80	9LP7	2.00	6BQ6	2.00	7Q7	.79
0B2	.72	2C22	20 \$1	6BQ7	.99	12AT6	.79
0B3	.82	7193	20 \$1	6C4	.49	12AT7	.79
0C3	.84	434A	1.98	6C6	.69	12AX4	.69
0D3	.80	1N34A	2 \$1	6CD6	1.49	12AV6	.59
0Z4	.50	CK722	.99	6H6	.59	12A6	.59
1AX2	.98	5U4	.59	6J5	.59	12AX7	.79
1B3	.78	5V4	.89	6J6	.59	12BY7	.79
1L4	.82	5Y3	.59	6K6	.59	12BH7	.89
1R4	.88	6AB4	.59	6K7	.79	12BY7	.69
1R5	.78	6AC7	.79	6L6	1.19	12SA7	.69
1S4	.78	GAC7	.97	6S4	.59	12SK7	.69
1S5	.68	6AH4	.89	6SA7	.79	12SN7	.69
1T4	.69	6AH6	.95	6SH7	.69	12SQ7	.69
1U5	.59	6AK5	.69	6SJ7	.69	14A7	.69
1X2	.66	6AL5	.59	6SK7	.69	198B6	1.69
2D21	.66	6AQ5	.66	6SL7	.69	25B6	1.29
2X2	.48	6AS5	.75	6SN7	.69	25Z6	.59
2V3	.48	6AT6	.49	6SQ7	.59	35C5	.59
3A5	.69	6AU4	.89	6T4	1.19	35L6	.59
954	10 \$1	6AU6	.59	6T8	.98	35W4	.59
955	.33	6AX4	.79	6U8	.98	35Z5	.55
957	.30	6BA6	.59	6V6	.59	50A5	.69
1619	4 \$1	6B5	.59	6W6	.59	50B5	.79
1625	5 \$1	6BE6	.59	6X4	.39	50C5	.69
1626	5 \$1	6BF5	.79	7A8	.79	50L6	.69
1629	4 \$1	6BG6	1.4	7C5	.79	75	1.00
807	1.15	6BR5	.89	7F7	.79	76	5 \$1
808	.89	6BL7	.99	7F8	.79	77	5 \$1
5BP1	1.49	6BN6	.89	7N7	.79	117L7	1.75

## NEW 60 Watt HI-FI



U-Build-It Preamp & Amplifier Tech-Master Model 19. 20 to 4000 cycles at 60 watts with minimum distortion. Bass & Treble Tone Controls. 5 point Record Selector. Phono-Pickup Selector. Signal Selector. Tape Recorder Input. 25lb Hi-Fi Output Transformer feeds 4, 8 or 16 ohm speakers & electrostatic units also. 2 power outlets. The Newest, Latest & Finest design easily built KIT \$79.95  
Cover Grill Cabinet \$7.00  
Model 19 Assembly \$108  
DYNA MARK II 50 Watt Amp Kit \$69.75  
MARK II ASSEMBLED \$79.75

**SPECIAL! SPECIAL! SPECIAL!**  
MALLORYINDUCTOR-TUNER 3-SECTION COVERS TV & HF HAM BANDS \$18 COST. SPECIAL \$1

## NEW IMPROVED "TAB" HI-FI SPEAKERS



With Inbuilt Network Ticonal Alnico 5 Plus Magnet. 4 to 8 Ohms V.C.  
15" TRIAX, 25 Watt/20,000 Cycles. \$37.50  
MODEL F15H3X  
12" TRIAX, 20 Watt/40,000 Cycles. \$28.50  
MODEL F12H3X  
12" COAX, 20 Watt/35-18,000 Cycles. \$22  
MODEL F12H2X

## KITS! KITS! KITS!

Each "TAB" Kit Contains the Finest Selection of Top Quality Components in the Most Popular Values and Sizes ONE EACH 25 KITS—SPECIAL \$20

### EXTRA:

Free Kit with Each \$10 Kit order

- 25 Precision Resistors
- 10 Switches
- 25 Knobs
- 75 Carbon Resistors\*
- 36 Panel Lamps
- 10 Electrolytic Cond's
- 15 Volume Controls
- 25 Tube Sockets
- 50 Tubular Condensers
- 500 Lugs & Eyelets\*
- 10 Bathtub Oil Cond's
- 5 lbs. Surprise Package
- 10 Transmit Mica Cond's

- 40 Insulators
- 25 Power Resistors
- 65 Mica Condensers
- 5 Crystal Diode
- 250 ft. Hook Up Wire, Ass't'd
- 100 Fuses
- 35 Ceramic Condensers
- 10 Rotary Switches
- 6 Crystals & Holders
- 60 Inductors & Coils
- 5 Microswitches
- 10 Heat Lamps
- \* In Plastic Box

1,000's of SATISFIED CUSTOMERS

EACH KIT ONLY..... 99c

## ELECTRONIC FLASH! LUCKY PURCHASE

\$59 SHAWLITE 40011 SPECIAL \$20

Assembled & ready to work! Not a Kit. Latest features SUPER CIRCUIT—Low cost flash lens that 3ac, built-in AC & Batteries\* all in one case, powerful, compact. Guide & Color 60+ B&W 200+. Recycles 2 seeds. Special \$10 \*Batteries not included. Two (2)/240V... \$10



FREE! WRITE TODAY FOR OUR NEW CATALOGS

## "TAB" FINEST HI-FI RECORDING TAPE

7" Reel—1200 Ft. Per Reel \$1.45 Lots Sold on Money Back Guarantee. \$1.45 of 12 Highest quality Hi-Fi Precision Coated & Slit, FERRO-SHEEN processed, quality controlled, constant output, Noise FREE, Splice FREE Plastic Tube, Evg. 7 1/2 IPS, 40-15KHz Oxide Wtd. In. "TAB" @ \$1.59 ea.; 3/1.50 ea.

New 1st Quality "MYLAR" 2400 Ft.-7" Reel Ferro-Sheen processed RECORDING TAPE @ \$4.49 "TAB" SPECIAL @ 3/12; 12/\$45

Guaranteed Replacement Needles—All Cartridges Single Diamond \$8.98; Dual Dia \$16.98; Dia-Sapphire \$10.98 Please Send Cartridge Name & Number

## "TAB"


TERMS: Money Back Gtd. (cost of mds. only), \$5 min. order F.O.B. N.Y.C. Add ship. charges or for C.O.D. 25% Dep. Tubes Gtd. via R-Exp. only. Prices shown are subject to change.

111P Liberty St., New York 6A, N. Y.  
Rector 2-6245

Superior's new Model  
670-A

# SUPER-METER

A combination VOLT-OHM MILLIAMMETER PLUS Capacity Reactance, Inductance and Decibel Measurements.



**ADDED FEATURE:**  
Built-in ISOLATION TRANSFORMER reduces possibility of burning out meter through misuse.

**SPECIFICATIONS:**


- D.C. VOLTS: 0 to 7.5/15/75/150/750/1,500/7,500 Volts
- A.C. VOLTS: 0 to 15/30/150/300/1,500/3,000 Volts
- OUTPUT VOLTS: 0 to 15/30/150/300/1,500/3,000 Volts
- D.C. CURRENT: 0 to 1.5/15/150 Ma. 0 to 1.5/15 Amperes
- RESISTANCE: 0 to 1,000/100,000 Ohms 0 to 10 Megohms
- CAPACITY: .001 to 1Mfd. 1 to 50 Mfd. (GOOD-BAD scale for checking quality of electrolytics)
- REACTANCE: 50 to 2,500 Ohms 2,500 Ohms to 2.5 Megohms
- INDUCTANCE: .15 to 7 Henrys 7 to 7,000 Henrys
- DECIBELS: -6 to +18 +14 to +38 +34 to +58

The Model 670-A comes housed in a rugged crackle-finished steel cabinet complete with test leads and operating instructions.

**\$28<sup>40</sup>**

The new Model  
TV-50

# GENOMETER



A versatile all-inclusive GENERATOR which provides ALL the outputs for servicing:

**A.M. Radio • F.M. Radio • Amplifiers  
Black and White TV • Color TV**

**7 Signal Generators in One!**

- ✓ R. F. Signal Generator for A.M.
- ✓ R. F. Signal Generator for F.M.
- ✓ Audio Frequency Generator
- ✓ Bar Generator
- ✓ Cross Hatch Generator
- ✓ Color Dot Pattern Generator
- ✓ Marker Generator

**R. F. SIGNAL GENERATOR:** The Model TV-50 Genometer provides complete coverage for A.M. and F.M. alignment. Generates Radio Frequencies from 100 Kilocycles to 60 Megacycles on fundamentals and from 60 Megacycles to 180 Megacycles on powerful harmonics.

**VARIABLE AUDIO FREQUENCY GENERATOR:** In addition to a fixed 400 cycle sinewave audio, the Model TV-50 Genometer provides a variable 300 cycle to 20,000 cycle peaked wave audio signal.

**CROSS HATCH GENERATOR:** The Model TV-50 Genometer will project a cross-hatch pattern on any TV picture tube. The pattern will consist of non-shifting, horizontal and vertical lines interlaced to provide a stable cross-hatch effect.

**DOT PATTERN GENERATOR (FOR COLOR TV):** Although you will be able to use most of your regular standard equipment for servicing Color TV, the one addition which is a "must" is a Dot Pattern Generator. The Dot Pattern projected on any color TV Receiver tube by the Model TV-50 will enable you to adjust for proper color convergence.

**MARKER GENERATOR:** The Model TV-50 includes all the most frequently needed marker points. The following markers are provided: 189 Kc., 262.5 Kc., 456 Kc., 600 Kc., 1000 Kc., 1400 Kc., 1600 Kc., 2000 Kc., 2500 Kc., 3579 Kc., 4.5 Mc., 5 Mc., 10.7 Mc., (3579 Kc. is the color burst frequency).

**BAR GENERATOR:** The Model TV-50 projects an actual Bar Pattern on any TV Receiver Screen. Pattern will consist of 4 to 16 horizontal bars or 7 to 20 vertical bars.

**THE MODEL TV-50** comes absolutely complete with shielded leads and operating instructions.

**\$47<sup>50</sup>**

**SHIPPED ON APPROVAL  
NO MONEY WITH ORDER — NO C. O. D.**

SEE FOLLOWING PAGE FOR COMPLETE DETAILS

PRINTED IN U.S.A.

Always say you saw it in—POPULAR ELECTRONICS



Superior's New  
Model TV-12

# TRANS-CONDUCTANCE TUBE TESTER



**ALSO TESTS TRANSISTORS!**

**TESTING TUBES**  
 • **EMPLOYS IMPROVED TRANS-CONDUCTANCE CIRCUIT.** An in-phase signal is impressed on the input section of a tube and the resultant plate current change is measured. This provides the most suitable method of simulating the manner in which tubes actually operate in Radio & TV receivers, amplifiers and other circuits. Amplification factor, plate resistance and cathode emission are all correlated in one meter reading. • **NEW LINE VOLTAGE ADJUSTING SYSTEM.** A tapped transformer makes it possible to compensate for line voltage variations to a tolerance of better than 2%. • **SAFETY BUTTON** — protects both the tube under test and the instrument meter against damage due to overload or other form of improper switching. • **NEWLY DESIGNED FIVE**

**POSITION LEVER SWITCH ASSEMBLY.** Permits application of separate voltages as required for both plate and grid of tube under test, resulting in improved Trans-Conductance circuit.

## TESTING TRANSISTORS

A transistor can be safely and adequately tested only under dynamic conditions. The Model TV-12 will test all transistors in that approved manner, and quality is read directly on a special "transistor only" meter scale. The Model TV-12 will accommodate all transistors including NPN's, PNP's, Photo and Tet-rodes, whether made of Germanium or Silicon, either point contact or junction contact types.

Model TV-12 housed in handsome rugged portable cabinet sells for only

**\$72<sup>50</sup>**

Superior's new Model TW-11 STANDARD PROFESSIONAL

# TUBE TESTER

- Tests all tubes, including 4, 5, 6, 7, Octal, Lock-in, Hearing Aid, Thyatron, Miniatures, Sub-miniatures, Novals, Sub-minars, Proximity fuse types, etc.
- Uses the new self-cleaning Lever Action Switches for individual element testing. Because all elements are numbered according to pin-number in the RMA base numbering system, the user can instantly identify which element is under test. Tubes having tapped filaments and tubes with filaments terminating in more than one pin are truly tested with the Model TW-11 as any of the pins may be placed in the neutral position when necessary.
- The Model TW-11 does not use any combination type sockets. Instead individual sockets are used for each type of tube. Thus it is impossible to damage a tube by inserting it in the wrong socket.
- Free-moving built-in roll chart provides complete data for all tubes. All tube listings printed in large easy-to-read type.

- **NOISE TEST:** Phono-jack on front panel for plugging in either phones or external amplifier will detect microphonic tubes or noise due to faulty elements and loose internal connections.

## EXTRAORDINARY FEATURE

- **SEPARATE SCALE FOR LOW-CURRENT TUBES** — Previously, on emission type tube testers, it has been standard practice to use one scale for all tubes. As a result, the calibration for low-current types has been restricted to a small portion of the scale. The extra scale used here greatly simplifies testing of low-current types.

The Model TW-11 operates on 105-130 Volt 60 Cycles A.C. Comes housed in a beautiful hand-rubbed oak cabinet complete with portable cover.



**\$47<sup>50</sup>**

## SHIPPED ON APPROVAL NO MONEY WITH ORDER — NO C. O. D.

We invite you to try before you buy any of the models described on this page, the preceding page and the following pages. If after a 10 day trial you are completely satisfied and decide to keep the Tester, you need send us only the down payment and agree to pay the balance due at the monthly indicated rate.

**NO INTEREST  
OR FINANCE  
CHARGES ADDED!**

If not completely satisfied, you are privileged to return the Tester to us, cancelling any further obligation.

**SEE OTHER  
SIDE**

MOSS ELECTRONIC DISTRIBUTING CO., INC.

Dept. D-331 3849 Tenth Avenue, New York 34, N. Y.

Please send me the units checked. I agree to pay down payment within 10 days and to pay the monthly balance as shown. It is understood there will be no finance or interest charges added. It is further understood that should I fail to make payments when due, the full unpaid balance shall become immediately due and payable.

Model TW-11... Total Price \$47.50  
\$11.50 within 10 days. Balance  
\$6.00 monthly for 6 months.

Model 670-A... Total Price \$28.40  
\$7.40 within 10 days. Balance \$3.50  
monthly for 6 months.

Model TV-12... Total Price \$72.50  
\$22.50 within 10 days. Balance  
\$10.00 monthly for 5 months.

Model TV-50... Total Price \$47.50  
\$11.50 within 10 days. Balance  
\$6.00 monthly for 6 months.

Model 76... Total Price \$26.95  
\$6.95 within 10 days. Balance \$5.00  
monthly for 4 months.

Name \_\_\_\_\_

Address \_\_\_\_\_

City \_\_\_\_\_ Zone \_\_\_\_\_ State \_\_\_\_\_

CUT OUT AND MAIL TODAY! ▶

All prices net, F.O.B., N.Y.C.

# For the first time ever: **ONE TESTER** PROVIDES **ALL THE SERVICES LISTED BELOW!**

Superior's

New Model  
**76**



## Specifications

### ✓CAPACITY BRIDGE SECTION

4 Ranges: .00001 Microfarad to .005 Microfarad; .001 Microfarad to .5 Microfarad; 1 Microfarad to 50 Microfarads; 20 Microfarads to 1000 Microfarads. This section will also locate shorts, and leakages up to 20 megohms. And finally, this section will measure the power factor of all condensers from .1 to 1000 Microfarads. (Power factor is the ability of a condenser to retain a charge and thereby filter efficiently.)

### ✓RESISTANCE BRIDGE SECTION

2 Ranges: 100 ohms to 50,000 ohms; 10,000 ohms to 5 meg-ohms. Resistance can be measured without disconnecting capacitor connected across it. (Except, of course, when the R C combination is part of an R C bank.)

As Design Engineers, we the undersigned would like to say that the Model 76 is in our opinion the best combination unit of its kind we have been privileged to design. Although it is comparatively a low-priced tester, it will, after you become acquainted with its multiple services, be your most frequently used instrument.

S. LITT  
L. MELENKEVITZ

IT'S A

## CONDENSER BRIDGE

with a range of .00001 Microfarad to 1000 Microfarads (Measures power factor and leakage too.)

IT'S A

## RESISTANCE BRIDGE

with a range of 100 ohms to 5 megohms.

IT'S A

## SIGNAL TRACER

which will enable you to trace the signal from antenna to speaker of all receivers and to finally pinpoint the exact cause of trouble whether it be a part or circuit defect.

IT'S A

## TV ANTENNA TESTER

The TV Antenna Tester section is used first to determine if a "break" exists in the TV antenna and if a break does exist the specific point (in feet from set) where it is.

### ✓SIGNAL TRACER SECTION

A built-in high gain pentode voltage amplifier, plus a diode rectifier, plus a direct coupled triode amplifier are combined to provide this highly sensitive signal tracing service. With the use of the R.F. and A.F. Probes included with the Model 76, you can make stage gain measurements, locate signal loss in R.F. and Audio stages, localize faulty stages, locate distortion and hum, etc. Provision has been made for use of phones and meter if desired.

### ✓TV ANTENNA TESTER SECTION

Loss of sync., snow and instability are only a few of the faults which may be due to a break in the antenna, so why not check the TV antenna first? The Model 76 will enable you to locate a break in any TV antenna and if a break does exist, the Model 76 will measure the location of the break in feet from the set terminals. 2 Ranges: 2' to 200' for 72 ohm coax and 2' to 250' for 300 ohm ribbon.

Model 76 comes complete with all accessories including R.F. and A.F. Probes; Test Leads and operating instructions. Nothing else to buy ..... Only

**\$26<sup>95</sup>**

# SHIPPED ON APPROVAL NO MONEY WITH ORDER — NO C.O.D.

**BUSINESS REPLY CARD**

No Postage Stamp Necessary if Mailed in the U. S.

**FIRST CLASS**

Permit No. 61430

New York, N. Y.

VIA AIR MAIL



POSTAGE WILL BE PAID BY —

**MOSS ELECTRONIC DIST. CO., INC.**

**3849 TENTH AVENUE**

**NEW YORK 34, N. Y.**

We invite you to try before you buy any of the models described on this and the preceding pages. If after a 10 day trial you are completely satisfied and decide to keep the Tester, you need send us only the down payment and agree to pay the balance due at the monthly indicated rate. (See other side for time-payment schedule details.)

**NO INTEREST  
OR FINANCE  
CHARGES ADDED!**

If not completely satisfied, you are privileged to return the Tester to us, cancelling any further obligation.

**SEE OTHER  
SIDE**

◀ CUT OUT AND MAIL TODAY!