

Special Hi-Fi Features


POPULAR ELECTRONICS

OCTOBER
1956

25
CENTS

in U. S. and Canada

- *How To Demonstrate Your Hi-Fi*
- *Better Bass in Less Space*
- *Check List of Hi-Fi Troubles*
- *Build Dry Battery Recharger*
- *Construct Electronic Hygrometer*



A TIF-DAVIS PUBLICATION



E-125-30257-116-R1
LOUIS HOFFART
8 08 WINDWARD
CLEVELAND OHIO


The 7 Old-Fashioned Villains of Tape Recording


...and How

irish FERRO-SHEEN
BRAND


Foiled Them All

Once upon a time, 7 Old-Fashioned Villains like this  were wreaking endless woe on Decent People with Tape Recorders. The 1st Villain was Oxenscheid the Oxide Shredder.  He scraped


away at the crumbly oxide coating of old-fashioned tape and gummed up tape recorders with the shedding particles. The 2nd Villain was Wearhead the Head Wearer.  He filed down the magnetic heads

with the abrasive coating of old-fashioned tape. The 3rd Villain was Frickenshaw the Frequency Discriminator.  He dragged down the high-frequency response of old-fashioned tape through inadequate

contact between the "grainy" coating and the head. The 4th Villain was Noysenhiss the Noise Generator. He generated tape hiss and modulation noise  as a result of the random vibrations and


irregular flux variations caused by the uneven magnetic coating of old-fashioned tape. The 5th and 6th Villains were Dropofsky the Drop-Out Artist and Pringlethorpe the Print-Through Bug.  They

put nodules and agglomerates into the oxide emulsion of old-fashioned coated tape, causing "drop-outs" whenever these trouble spots lost contact with the record or playback head, and inducing "print-through" on the recorded tape when the extra flux at the trouble spots cut through adjacent layers on the reel. The 7th Villain was Brattleby


the Embrittler.  He dried out the plasticizers in old-fashioned coated tape and embrittled irreplaceable recordings. Then: OCTOBER, 1954! That's when a very un-old-fashioned little man by the name of

F. R. O'Sheen  announced that he had developed the revolutionary new **irish FERRO-SHEEN** process of tape manufacture and presto!  the 7 Old-Fashioned

Villains were sent a-scurrying with cries of "Confound it—Foiled again!" Yes, F. R. O'Sheen had made the new magnetic oxide lamination of **irish FERRO-SHEEN** tape so smooth-surfaced and non-abrasive, so firmly anchored and homogeneously bonded to the base, so free from nodules and agglomerates, that the

7 Villains were evicted—for good! **Moral:** Don't let Old-Fashioned Villains do you out of your hi-fi rights!  Just say "No, thanks" to ordinary coated tape and

ask for F. R. O'Sheen **irish FERRO-SHEEN**, that is! ORRadio Industries, Inc., Opelika, Alabama.






NOW... there's a
GARRARD
Auto-Manual
Record Changer
for every
hi-fi system



World's Finest
RECORD PLAYING EQUIPMENT
from Manual Players to
Professional Transcription
Turntables

New
RC 88
Deluxe Changer
\$54.50
net

Full manual and automatic positions. True-turret drive... uses no belts. 4-pole "Induction Surge" motor. Fool-proof Garrard Pusher Platform.



New
RC 121
Mixer Changer
\$42.50
net

Garrard's most compact, economical changer — fits any cabinet. Simpli-Mix Operation permits stacking all record sizes together. 4-pole motor. Manual position.



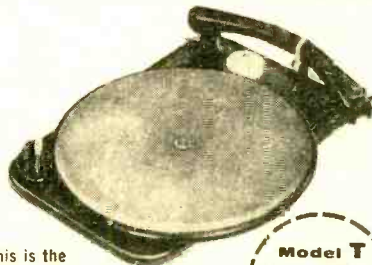
New
RC 98
Pusher Changer
\$67.50
net

All RC 88 features, including full manual position and true-turret drive, PLUS continuous + or - variable speed control or all 3 speeds.



301
Turntable
\$89.00
net

Supreme in its class. Individual card gives performance measurements for each unit. Dynamically balanced cast aluminum turntable. Heavy-duty 4-pole shaded motor.



Model T
Manual Player
\$32.50
net

This is the answer for a quality budget system. Incorporates all record playing features of the famed RC 80 record changer. 4-pole motor; automatic stop.

MAIL THIS COUPON TODAY

All Garrard and other B.I.C. components are illustrated and described fully in the B.I.C. High Fidelity Plan Book, a useful guide in planning any hi-fi system.

A quality-endorsed product of the B.I.C. Group



To: British Industries Corporation Dept. GR-356
Port Washington, N. Y.

Please send B.I.C. High Fidelity Plan Book.

Name _____

Address _____

City _____ Zone _____ State _____

POPULAR ELECTRONICS

CONTENTS

AUDIO and HI-FI Features

How to Demonstrate Your Hi-Fi.....	Norman Eisenberg	41
How to Buy Your Hi-Fi Tuner.....	Herbert Reid	58
Mum That Hum!.....	Eugene F. Coriell	72
Hi Tide in the Tweeter.....	Carl Kohler	77
Better Bass in Less Space.....		82
Sound Impressions.....		88

ELECTRONIC Build-It-Yourself Projects

How to Build a Dry Battery Rejuvenator.....	Paul Harvey	47
Lucky 15—A Preselector for 21 Mc.....	William I. Orr, W6SAI	53
Transtopic Experiment No. 11—High-Gain Regenerative Receiver	Louis E. Garner, Jr.	63
Build an All-Electronic Hygrometer.....	Harvey Pollack	65
Universal Tester Uses "Magic Eye".....	Owen A. Marsh	79
Adapting NC-300 to Receive WWV on 10 Mc.....		84

FEATURE Articles and NEWS of Electronic Developments

Back-Seat Flying.....		44
"Check Tube" Simplifies Servicing of TV Receivers.....		44
Radio in Helmet.....		44
80-Foot Tube?.....		44
TV in the Tall Timber.....	Rafe Gibbs	45
Electronic Eye for Blind PBX Operators.....		46
TV Cameras Probe Watery Depths.....		46
New "Maggie".....		50
Seismographs Adapted to Track Hurricane.....		50
Stratospheric TV on Film.....		50
TV Helps Make Jets.....		50
The Comeback Trail for Long-Wave DX.....	Tommy Kneitel	51
First Kit-Type Tone Arm.....		57
Remote Speaker Adds Space Effect.....		57
Magnetic Detective.....		64
Runway Profiles.....		64
Tape Aids Radio Broadcasts.....		64
Transistorized Intercom.....		64
ITV "Sees" for Steel Industry.....		71
One-Inch Memory.....		71
Push-Button Shopping.....		71
Surveying by Radar.....		71

(Also see page 6 for DEPARTMENTS)

© 1956 by Ziff-Davis Publishing Company. All rights reserved.

Average Net Paid Circulation 240,151

OCTOBER 1956

VOL. 5—NUMBER 4

Publisher

OLIVER READ, WIETI

Managing Editor

OLIVER P. FERRELL

Technical Editor

MILTON S. SNITZER

Feature Editor

NORMAN EISENBERG

Associate Editors

HANS H. FANTEL

MARGARET MAGNA

Contributing Editors

H. BENNETT L. E. GARNER, JR.

H. S. BRIER H. POLLACK

J. T. FRYE R. P. TURNER

Art Editor

ALFONS J. REICH

Art and Drafting Dept.

FRANK SAYLES

J. A. GOLANEK M. WHELPLEY

W. K. VAHLSING J. A. ROTH

Advertising Director

L. L. OSTEN

Advertising Manager

WILLIAM G. McROY

Midwest Adv. Manager

JIM WEAKLEY

Western Adv. Manager

JOHN E. PAYNE



Member
Audit Bureau of
Circulations



ZIFF-DAVIS
PUBLISHING COMPANY
W. B. ZIFF (1898-1953) FOUNDER

Also Publishers of
RADIO & TELEVISION NEWS
Editorial and Executive Offices
366 Madison Ave., New York 17, N. Y.
MU 7-8080

President
B. G. DAVIS

Vice-President
H. J. MORGANROTH

Vice-President
M. FROELICH

Vice-Pres. & Circ. Dir.
M. MICHAELSON

Secretary-Treasurer
G. E. CARNEY

Art Director
AL GRUEN

BRANCH OFFICES
CHICAGO (1)
64 E. Lake St., AN 3-5200
LOS ANGELES (14)
215 W. 7th St. (Room 412)
Trinity 8043

SUBSCRIPTION SERVICE:
All communications concerning subscriptions should be addressed to Circulation Dept., 64 E. Lake St., Chicago 1, Ill. Include your old address as well as new—enclosing if possible an address label from a recent issue of this magazine. Allow at least 4 weeks for change of address.


CONTRIBUTORS:
Contributors are advised to retain a copy of their manuscripts and illustrations. Contributions should be mailed to the New York Editorial office and must be accompanied by return postage. Contributions will be handled with reasonable care, but this magazine assumes no responsibility for their safety. Any copy accepted is subject to whatever adaptations and revisions are necessary to meet the requirements of this publication. Payment covers all author's, contributor's and contestant's rights, title, and interest in and to the material accepted and will be made at our current rates upon acceptance. All photos and drawings will be considered as part of material purchased.

POPULAR ELECTRONICS



Train in Great Shops of COYNE for better jobs in

ELECTRICITY or TELEVISION
ELECTRONICS RADIO-COLOR TV



TWO TOP OPPORTUNITY FIELDS

Whether 17 or up to 45 years of age, train the Coyne way for a better job and a real future in **ELECTRICITY-ELECTRONICS** or **TELEVISION-RADIO**, fields that offer a world of opportunities. Train on real, full-size equipment at COYNE where thousands of successful men have trained for over 57 years—largest, oldest, best equipped school of its kind—established 1899. No advanced education or previous experience needed. Employment service to graduates. **START NOW—PAY LATER**—Finance Plan and Easy Monthly Payment Plan. Also part-time employment help for students. Training in Refrigeration and Electric Appliances can be included.

B. W. COOKE, President



FOUNDED 1899

A Technical Trade Institute Operated Not For Profit
 500 S. Paulina Street, Chicago, Dept. 76-71H
 ELECTRICITY • RADIO • TELEVISION • REFRIGERATION • ELECTRONICS

MAIL COUPON FOR FREE BOOK

Send coupon for 48-page illustrated book "Guide to Careers in Electricity-Electronics and Television-Radio." No cost, no obligation; no salesman will call. Vets and Non-Vets get vital facts now!



B. W. COOKE, President
 COYNE ELECTRICAL SCHOOL
 500 S. Paulina St., Chicago 12, Ill., Dept. 76-71H

Send **BIG FREE** book and details of your training offer. This does not obligate me and no salesman will call. I am interested in:


() Electricity-Electronics () Television-Radio

Name _____

Address _____

City _____ State _____

COYNE QUALITY
TELEVISION
RADIO-COLOR TV
 Home Training
at Unbelievably Low Cost



The future is **YOURS** in **TELEVISION!**
 A fabulous field—good pay—fascinating work—a prosperous future in a good job, or independence in your own business!

Coyne brings you **MODERN-QUALITY** Television Home Training; training designed to meet Coyne standards at truly lowest cost—you pay for training only—no costly "put together kits." Not an old Radio Course with Television "tacked on." Here is **MODERN TELEVISION TRAINING** including **Radio, UHF and Color TV**. No Radio background or previous experience needed. Practical guidance by Coyne Staff. **Practical Job Guides** to show you how to do actual servicing jobs—**make money early in course**. Free Life-time Employment Service to Graduates.



A TECHNICAL TRADE INSTITUTE OPERATED NOT FOR PROFIT

500 S. Paulina Street, Chicago 12, Dept. 76-HT7


B. W. COOKE, President



Coyne—the Institution behind this training... the largest, oldest, best equipped residential school of its kind. Founded 1899.

Send Coupon for Free Book

and full details, including easy Payment Plan. No obligation, no salesman will call.



COYNE Television Home Training Division

500 S. Paulina St., Chicago 12, Ill. Dept. 76-HT7

Send Free Book and details on how I can get Coyne Quality Television Home Training at low cost and easy terms.


Name _____

Address _____

City _____ State _____

AN IMPORTANT NEW CONCEPT IN EXTENDED RANGE TAPE EQUIPMENT FOR THE HOME MUSIC SYSTEM

Gentle
as a lamb



with fast forward that protects "thin base" tape.

**VIKING ff75 MONAURAL
PLAYBACK DECK... \$59.95**
user net

PAY-AS-YOU-GROW in this fascinating new magic of recorded tape. With VIKING, you can add one unit at a time until you have complete professional quality, full-fidelity playback and recording equipment... a high fidelity complement to your home music system. Unbelievably economical, too, for components of this quality!

INSTALLS AS EASILY AS A RECORD CHANGER

Start with the basic VIKING ff75 MONAURAL PLAYBACK DECK... linear tape transport of exceptionally simple design with truly outstanding performance, actually operating with less than 0.2% flutter or wow. It features the revolutionary Dynamic head for frequency response beyond any ordinary tape equipment; 40 to 14,000 cycles within 3 db at 7.5 IPS.

Add the VIKING PB60 PLAYBACK PRE-AMPLIFIER for exact NARTB equalization and 55 db preamplifier gain.

As your needs and desires grow, you can convert this basic deck for full stereophonic sound by the addition of simple, easily installed head assemblies. (A new VIKING head assembly plays both "staggered" and "in-line" tape.)

Add an erase head and a VIKING RP61 RECORD-PLAYBACK AMPLIFIER for superb recording and dubbing. This unit is designed for extended range recording, featuring 70 kc bias, more than 60 db gain and NARTB equalization.

Buy your tape system a unit at a time, or buy it assembled and tested in Monaural, Binaural, and Record-Playback models.

YOU TAKE IT FROM HERE!

Order by model no. from your dealer.

Write for information.



VIKING OF MINNEAPOLIS

Dept. PE-10

3520 E. 43rd St., Minneapolis, Mi.in.

Distributed in Canada by Musimart of Canada, 901 Bleury St., Montreal
EXPORT DIVISION: 25 Warren St., New York 7, N. Y.
Cables: SIMONTRICE NEW YORK (All Codes)

DEPARTMENTS

Carl & Jerry.....	John T. Frye	10
Letters from Our Readers.....		28
POP'tronics Bookshelf.....		36
Out of Tune.....		38
Transistor Topics.....	Lou Garner	61
Tuning the Short-Wave Bands.....	Hank Bennett	69
After Class.....		75
The Transmitting Tower.....	Herb S. Brier	85
Tips and Techniques.....		90
Tools and Gadgets.....		96

COMING NEXT MONTH (NOVEMBER)

POPULAR ELECTRONICS



(ON SALE OCTOBER 23)

Subjects featured in November will include: why peculiar radio waves are radiated by lightning; cathode-ray tubes that permit simultaneous display of events occurring at different times; electronic devices used in fishing research and management.

There will be "How-to-Build-It" material on: an instant-heating intercom for home use; a tricky gadget for spotting trouble in receivers or amplifiers; multiple R/C control with a single-channel receiver.

In the hi-fi field, we will discuss the theory and operation of important tone control circuits, and the value of mixers in preparing your own tape recordings. Also look for the next edition of "Sound Impressions"—our newest monthly department.

IN THIS MONTH'S RADIO & TELEVISION NEWS

(OCTOBER)

- Why Do Loudspeakers Sound Different?
- Room Acoustics for Hi-Fi Listening
- Transistorized "Transmitter"
- The "Corona Loudspeaker"
- Realistic High Fidelity — Loudspeaker Baffles and Enclosures
- A Special Purpose Transistor Preamp

LOOKING FOR JOB SECURITY AND SUCCESS?

LET MY STUDENTS AND GRADUATES TELL YOU

ABOUT MY TRAINING -

\$60 A WEEK IN SPARE TIME



I have the skill and know-how to do the work I love best and to enjoy better things in life, thanks to RTTA. I am working at TV servicing and making \$60 a week sparetime.

Harold Gimlen, Flint, Mich. 6/21/54

AIRCRAFT INSPECTOR



With RTTA training and through repairing radios and televisions for the right people at the right price, I was able to make the right contacts. I am now an Inspector for Douglas Aircraft at about \$125 a week.

Hugh Maddox, Los Angeles, Calif. 6/20/54

ELECTRICAL TESTER



RTTA training has helped me understand TV and many variations of simple circuits. The course covers all subjects very clearly. I am now an Electrical Tester for Western Electric Co. at \$83.42 a week.

Raymond Lapan, Burlington, N. C. 7/21/54

HAS OWN BUSINESS



I have a shop at home and have been working on radio and TV after working hours of my regular job. I average \$50 a week for this part time work. RTTA training helped me in making extra money and giving me experience in the electronic field.

Richard Hennis, Little Rock, Ark. 6/30/54

SERVICE MANAGER



I manage two radio and television shops, one here and one in Pompano Beach. RTTA training increased my knowledge of TV circuits and showed me new, quicker methods of repairing. Lessons as presented are very concise and clear.

William Phillips, Fort Lauderdale, Fla.

REPAIRED EVERY SET



RTTA training helped me to understand TV more thoroughly. I have repaired every set that I was called on to repair.


Andrew Busi, Jr., Iselin, Pa. 6/21/54

L. C. Lane, B.S., M.A.
President, Radio-Television Training Association, Executive Director, Pierce School of Radio & Television.



- ABOUT MY EQUIPMENT

YOU GET ALL THIS EQUIPMENT



"... a money making little gem."

I have completed kit #6 and was amazed at how it works. I showed it to a friend of mine and he asked me to set it up for one of the picnics his social club was having. That sure is a money making little gem.

John Fernandez, Fresno, Calif. 6/21/54

"We get excellent pictures..."

I would like to compliment you on an excellent and complete course. We get excellent pictures on my TV set from WSYR (Syracuse, N.Y.), approximately 110 air miles away. The set is working good and I have had to replace only three tubes since I assembled it two years ago.

Larry H. Stafford, Kingston, Ont., Canada 7/6/54

"... very good reception..."

I have really enjoyed the course and have come a long way in TV servicing. I am getting very good reception on my TV station considering that the nearest VHF station is 120 miles.

J. W. Hanlon, Jr., Henderson, Texas 7/12/54

YOU, TOO, CAN GET A BETTER-PAYING JOB IN THE EVER-EXPANDING RADIO-TELEVISION-ELECTRONICS FIELD

Why limit yourself and your earnings because of your lack of training. Learn AT HOME in your SPARE TIME to be an electronic technician, television repairman, or studio technician. You don't need any experience whatsoever. Many students earn up to \$25 weekly in spare time while learning.

After you finish my Radio-FM Television Course or FM-Television Course you can have, if you want it, two weeks of laboratory training at my associate resident school in New York City—AT NO EXTRA COST.

If you have had previous radio and television experience you can take my practical TV Cameraman and Studio Technician Course to qualify for a good-paying job in a TV studio.

Write to me today and let me show you how you can begin now to put yourself on the road to a better future.

VETERANS!


My school fully approved to train veterans under new Korean G.I. Bill. Don't lose your school benefits by waiting too long. Write discharge date on coupon.

Radio-Television Training Association

52 EAST 19th STREET • NEW YORK 3, N. Y.

Licensed by the State of New York • Approved for Veteran Training

YOU GET THESE FREE



MAIL THIS COUPON TODAY!

Mr. Leonard C. Lane, President
RADIO-TELEVISION TRAINING ASSOCIATION
Dept. E-10C, 52 East 19th Street, New York 3, N. Y.
Dear Mr. Lane: Send me your NEW FREE BOOK, FREE SAMPLE LESSON, and FREE aids that will show me how I can make TOP MONEY IN TELEVISION. I understand I am under no obligation.

(PLEASE PRINT PLAINLY)

Name _____ Age _____

Address _____

City _____ Zone _____ State _____

I AM INTERESTED IN:

- Radio-FM-TV Technician Course
 FM-TV Technician Course
 TV Cameraman & Studio Technician Course

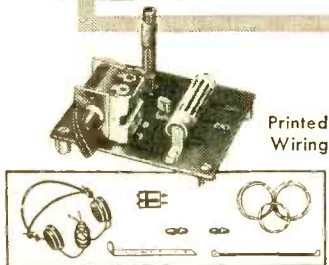
VETERANS!

Write discharge date

**BUILD THE
BEST
AND SAVE!**

**you get the most for your money when you build
ALLIED'S own knight-kits**

- ★ You get maximum value for your kit dollar
 - ★ You get advanced design and top performance
 - ★ You get premium quality parts
 - ★ You get exclusive new features
 - ★ You get easiest-to-follow instructions for assured success in the finished equipment
- BUY WITH CONFIDENCE FROM THE PIONEERS IN ELECTRONIC KITS**



**Fascinating knight-kit
TRANSISTOR RADIO KIT**

Model S-765 Experiment with the marvel of transistors! Printed circuit mounting board simplifies assembling. Just mount components, solder a few connections and enjoy excellent AM broadcast reception. Compact; fits in palm of your hand; operates from single penlight cell that lasts for months. Complete with all parts, transistor and penlight cell. Easy to assemble. Shpg. wt., 2 lbs.

Model S-765. Net only \$4.35

S-266. Accessory kit; 4000 ohm double headphones and all parts for outdoor antenna. Net. **\$3.15**



**knight-kit TWO-WAY
INTERCOM SYSTEM KIT**

Model S-295 Easy to build—ideal for home or office. Consists of Master and Remote unit, each with press-to-talk switch. Remote can be left "open" for distant answering or baby-sitting. In "closed" position, Remote remains private, but can be called and can originate calls. High-gain 2-stage amplifier and 4" PM speakers. With tubes and 50-ft. cable. (Up to 200-ft. may be added.) Each unit 4 3/4 x 6 1/2 x 4 3/4"; antique white finish. For AC or DC. Easy to assemble. 7 lbs.

S-295. Net only \$14.75



**knight-kit "SPACE-SPANNER"
BANDSWITCHING RECEIVER KIT**

Model S-243 All-new 2-band receiver, easy to build—a great value. Band-switch selects thrilling short wave, including amateur, aircraft, police and marine radio (6 to 18 mc), and standard broadcast. Highly sensitive regenerative circuit. Has 4" PM speaker and beam-power output for strong volume. Kit includes calibrated panel, punched chassis, all parts and tubes (less cabinet). Easy to build. 7 x 10 1/2 x 6"; for 110-120 v. 50-60 cycle AC or DC. Shpg. wt., 4 1/2 lbs.

Model S-243. Net only \$15.95

S-247. Matching cabinet for above \$2.90




**knight-kit "RANGER II"
AC-DC SUPERHET RADIO KIT**

Model S-735 Build this top quality table model radio at low cost! Tunes full AM broadcast, 540 to 1680 kc (includes police calls). Features Alnico PM dynamic speaker; automatic volume control; sensitive Superhet circuit; handsome plastic cabinet. Easy, step-by-step assembly. Complete with punched chassis, all parts and tubes, speaker and smartly styled bakelite cabinet (6 x 9 x 5 1/2"). For AC or DC. Shpg. wt., 8 lbs.

only \$17.25

Model S-735. Net only \$17.25



knight-kit 10-IN-1 LAB KIT

Model S-265 Instructive, fascinating! Enables you to build any one of 10 circuits: Broadcast receiver for headphone reception; Phono Oscillator to play records through any radio; Phono Amplifier; Code Practice Oscillator; Signal Tracer; Electronic Timer; Relay, etc. Includes tubes, all parts, instructions (less photo-tube and socket, and headphone). Ready to build. For 110-120 v., 50-60 cy. AC. 10 lbs.

only \$12.65

Model S-265. Net only \$12.65

J-112. Headphone for above ... **\$1.05**

C-100. Antenna Kit for above ... **\$1.05**



IDEAL KIT FOR THE HAM

**knight-kit 50-WATT
CW TRANSMITTER KIT**

Model S-255 Compact, value-packed, low-power rig. 50 watts input to 807; 6AG7 oscillator takes crystal or VFO; bandswitching covers 80, 40, 20, 15, 11-10 meters; pi matching network eliminates separate antenna tuner; clean cathode keying of oscillator and final; excellent TVI suppression; meter reads plate or grid of final. With all parts, tubes, wire, solder and instructions (less key and crystal). 8 1/4 x 11 1/4 x 8 3/4". 18 lbs.

only \$43.75

Model S-255. Net only. \$43.75

order from ALLIED RADIO 100 N. WESTERN AVE., CHICAGO 80, ILL.

YOU BUILD THE BEST AND SAVE MORE WITH knight-kits



**knight-kit
VTVM KIT**
with printed
circuit board
Model F-125
only **\$24.95**

Easy to build. Reads peak-to-peak. 1% resistors. Balanced-bridge push-pull circuit; 4 1/2" meter, 200 microamp. Ranges: AC peak-to-peak volts, 0-4-14-40-140-400-1400-4000; AC rms v. and DC v., 0-1.5-5-15-50-150-500-1500; ohms, 0-1000-10K-100K, 1-10-100-1000 meg; db scale, -10 to +5. Zero-center scale; direct-reading db scale; polarity reversing switch. Ready to build. 7 3/4 x 5 1/4 x 4 1/8". 6 lbs.

Model F-125. Net only **\$24.95**

F-126. High Voltage Probe..... **\$4.75**
F-127. High Frequency Probe... **\$3.45**



**knight-kit
20,000 OHM/VOLT
VOM KIT**
Model F-140
only **\$29.50**

Low cost 32-range VOM. Features 4 1/2" 50-microampere meter; 1% precision multipliers; 2% accuracy full-scale deflection. Ranges: AC, DC and output volts, 0-2.5-10-50-250-1000-5000; Resistance, 0-2000-200,000 ohms and 0-20 meg; DC ma, 0.1-10-100; DC amps, 0-1-10; Decibels, -30 to +63 (6 ranges). Black bakelite case, 6 3/4 x 5 1/4 x 3 3/4". Ready to build. 5 lbs.

Model F-140. Net only **\$29.50**



**knight-kit
'IN CIRCUIT'
CAPACITY
CHECKER KIT**
Model
F-119 only **\$12.50**

Remarkable unit checks capacitors while they're still wired in the circuit! All you do is press a button—and the "magic eye" shows opens and shorts. Tests opens and shorts on capacitors of 20 mmf or greater, even if in parallel with a resistance as low as 50 ohms. Complete; ready to build. 5 lbs.

Model F-119. Net only **\$12.50**



**FREE 356-PAGE
1957 CATALOG**

It's your money-saving guide to everything in Electronics, featuring more than 25 other KNIGHT-KITS, including Test Instruments, Hobbyist Kits and Amateur Kits. Send for it!

ORDER NOW →

BUILD YOUR OWN QUALITY HI-FI AND SAVE!



Model S-755
only **\$44.50**

**knight-kit LINEAR-DELUXE
BASIC 25-WATT HI-FI
AMPLIFIER KIT**

Custom quality at very low cost. For use with any tuner or preamp with full set of controls. Deluxe features: Chrome-plated chassis; potted transformers and chokes; printed circuit wiring board; balance and damping controls. *Output:* 25 watts. *Response:* +0.5 db, 10 to 120,000 cps at 20 watts. *Distortion:* 0.15% at 25 watts. *Speaker Outputs:* 4, 8 and 16 ohms. 6 1/4 x 14 x 9". With all parts, tubes, instructions; ready to build. Shpg. wt., 27 lbs.

Model S-755. Net only..... **\$44.50**

S-759. Metal enclosure for above; black finish.... **\$4.25**



Model S-753
only **\$23.50**


**knight-kit 10-WATT
ECONOMY HI-FI AMPLIFIER KIT**

True Hi-Fi at lowest cost. Only 0.5 volt drives amplifier to full 10 watts output! *Response:* +1 db, 30 to 20,000 cps at 10 watts. *Distortion:* less than 0.5% at 10 watts. Chrome-plated chassis is punched for preamp kit listed below. Matches 8-ohm speakers. With tubes, all parts, easy instructions. 7 x 13 x 6" Shpg. wt., 14 lbs.

Model S-753. Net only..... **\$23.50**

S-235. Preamp kit (for magnetic cartridges)..... **\$3.10**

S-757. Metal enclosure for above; black finish.... **\$3.95**



Model S-750
only **\$35.75**

**knight-kit 20-WATT
LOW COST HI-FI AMPLIFIER KIT**

Delivers deluxe Hi-Fi sound. Includes built-in preamp; inputs for magnetic cartridges, etc.; record compensator; bass and treble controls, etc. *Response:* +1 db, 20-20,000 cps at 20 watts. *Speaker Outputs:* 4, 8, 16 and 500 ohms. Chrome-plated chassis, 7 1/2 x 13 x 8 3/4". With all parts, tubes and easy instructions. 23 lbs.

Model S-750. Net only..... **\$35.75**

S-758. Metal enclosure for above; black finish.... **\$4.15**

ALL PRICES NET F. O. B. CHICAGO • EASY TERMS AVAILABLE

ALLIED RADIO

ALLIED RADIO CORP., Dept. 079-K-6
100 N. Western Ave., Chicago 80, Ill.

OUR
36th
YEAR

Ship me the following KNIGHT-KITS:

Quantity	Description	Model	Price



\$_____ enclosed. For parcel post, include postage (express is shipped collect).

Send me your FREE 1957 ALLIED 356-Page Catalog.

Name _____

Address _____

City _____ Zone _____ State _____



use the **TRANSISTORS**
that everybody chooses



CK722 TRANSISTORS

Whenever engineers, experimenters and hobbyists discuss transistor circuits, the Raytheon CK722 Transistor is uppermost in their minds. Nine out of every ten transistor circuits — timers, receivers, oscillators, geiger counters etc., use the Raytheon CK722. Its outstanding performance in a wide range of circuits plus its low price and ready availability (only 99¢) make it first choice for experimenters. Sold by your nearest Raytheon Tube Supplier.


RAYTHEON TRANSISTOR APPLICATIONS BOOK . . . 116 pages — over 50 practical circuits—all using the CK722. For your copy send 50¢ to Raytheon, Dept. P7.



Excellence in Electronics

RAYTHEON MFG. CO.

Receiving and Cathode Ray Tube Operations
Newton 58, Massachusetts



Abetting or Not?

CARL AND JERRY were preparing to go on one of their electronic safaris. Equipment to be taken along was spread out on the workbench of their basement laboratory, and Jerry was carefully dividing it into two piles.

First he placed a 75-meter transceiver in each pile. These were followed by identical small dish-type reflector antennas and small collapsing tripod mounts to support them. Then he placed a small power supply in the pile next to him and a larger and much heavier combination power supply and modulator in the pile Carl was to carry.

Finally, two small chassis, each carrying what seemed to be a weird-shaped bit of brass plumbing clamped around the top of a metal tube, were divided among the growing stacks of equipment. The two chassis were not exactly alike for, in addition to the unusual appearing tubes, one of them also had a conventional miniature glass tube mounted on it.

"THESSE THINGS look like they'd suck eggs." was Carl's disparaging remark as he examined the unusual pieces of equipment. "I've seen some odd-ball transmitters and receivers in my day, but these things are ridiculous."

"At 2400 megacycles, you can't expect conventional-looking transmitters and receivers." Jerry pointed out. "A wavelength at that frequency is only 12.5 centimeters long—or approximately 4.92 inches. Compare that with about 260 feet for a wavelength on 80 meters."

"What are these things that look like tubes crossed with bathroom fixtures?"

"Those are special ultra-high-frequency 'light-house' tubes with a cavity resonator clamped on top of them. The one-tube job is the transmitter, while the other is the receiver—a superregenerative type with a separately quenched oscillator. The transmitter only puts out a maximum of a quarter of a watt, but these reflector-type antennas should give us enough gain to cover that quarter mile between Uncle Walt's and his neighbor up the highway."

"Why have we got to lug all this stuff

NOW...get EVERYTHING YOU NEED
to prepare to earn REAL MONEY in

TELEVISION

...one of America's
BRIGHTEST
Opportunity Fields



Enjoy highly interesting work
...and a wonderfully promising future

America's great billion dollar Television field now offers you a chance of a lifetime to get started toward a good job or your own profitable business. With so many new TV stations coming on the air. Television is expected to grow as never before! Millions of TV sets must be produced, tested, installed and serviced. And Television is only *one branch* of this vast opportunity field of Electronics—for which DTI's amazingly effective training prepares you.

Right in your own home you may now get one of today's most interesting... PRACTICAL WAYS to prepare for your start in TELEVISION, including Radio and Electronics. No previous experience or advanced education are needed—because DTI brings you a 3-WAY COMBINATION method that speeds your understanding and progress. You (1) Learn from well illustrated lessons, you (2) Learn by Seeing from DTI's wonderfully effective home movies and (3) you Learn by Doing from electronic parts that provide the practical experience you need.

You get and KEEP the same type of basic electronic equipment used in our modern Chicago Training Laboratory. You get home training that includes the knowledge and experience gained from training thousands of students first hand. In other words, you get LABORATORY TYPE TRAINING... RIGHT IN YOUR OWN HOME. But why not get the whole exciting story. Mail coupon today.

If preferred, you can get ALL of your training in DTI's CHICAGO LABORATORY one of the nation's Best. Write for details.

EMPLOYMENT SERVICE

Get an honest-to-goodness EMPLOYMENT SERVICE to help you get a good job after graduating — or assistance in starting your OWN TV-RADIO SALES & SERVICE BUSINESS.

MILITARY SERVICE

If you're subject to military service, the information we have for you should prove very helpful. Mail coupon today.

EARN AS YOU LEARN

After you get part of DTI's training, with equipment at home, you may then, in your spare time, begin to earn real money servicing Radio and TV sets.

Member of National Home Study Council

"One of America's
Foremost Electronics
Training Centers"



DEVRY TECHNICAL INSTITUTE
CHICAGO 41, ILLINOIS
FORMERLY
DEFOREST'S TRAINING, INC.




300 EXPERIMENTS

Build over 300 fascinating experiments from 16 BIG SHIPMENTS of Electronic-Radio parts which you KEEP. You build and operate Television circuits, Radio receiving circuits, a wireless microphone and many other major projects—all designed to provide outstanding practical experience at home.



HOME MOVIES

Thanks to this exclusive DTI home training aid, many important Television-Radio fundamentals quickly become "movie clear." Now you can actually see electrons on the march and other "hidden actions"—a wonderful advantage that's almost like having a teacher in your home.



BUILD YOUR OWN TEST EQUIPMENT

As part of your home laboratory project you build and keep a quality 5-INCH oscilloscope and a Vacuum tube Voltmeter. You will find this equipment ideal for helping you earn in your spare time while a student—and later when working full time in the field.



BUILD AND KEEP A BIG 21" TV SET

For added practical experience, you build and keep this top quality 21 INCH TV Set that provides TV reception at its finest. (DTI offers another home training but without the TV set.)



89 WAYS TO EARN MONEY IN TELEVISION RADIO ELECTRONICS

SEND FOR FACTS TODAY!


DeVry Technical Institute
4141 BELMONT AVE
CHICAGO 41, ILLINOIS DEPT. PE-10-M

I would like your Opportunity Bulletin showing "89 Ways To Earn Money In Television-Radio-Electronics"; also, complete facts about the training opportunities made possible by your organization.

Name _____ Age _____
Street _____ Apt. _____
City _____ Zone _____ State _____
995 D T I ' s training is available in Canada.

50 hi-fi watts...

only \$74⁵⁰



the superb new HF-50K
POWER AMPLIFIER KIT from

Regency

YOU ASSEMBLE IT
YOURSELF AND SAVE \$100!

If you know how to solder two wires together, you can now enjoy matchless amplifier performance—50 of the cleanest watts you've ever heard—for the price of a 20-watt unit!

The Regency HF-50K gives the audio perfectionist plenty of reserve power to handle the increased dynamic range of present day program sources and to drive low efficiency, wide range speakers. High stability and low phase shift prevent bounce or flutter when amplifier is pulsed. Frequency response: ± 0.2 db, 20 to 20,000 cps. 1M and harmonic distortion: less than 1% at 50 watts.

Striking black base and gold finished metal cage provide "show piece" styling that makes cabinet mounting a needless extravagance.

The HF-50K can be put together in about four hours. No shock hazard. Separate chassis and wrap-around base permit ready access to all points while connecting circuits. Easy to follow directions included.

Regency Kit Model HF-50K... the amplifier buy of a lifetime... only \$74.50 complete! See it now at your distributor, or write:

REGENCY DIVISION, I.D.E.A., Inc.

Dept. D • 7900 Pendleton Pike
INDIANAPOLIS 26, IND.

Carl & Jerry (Continued from page 10)

clear out there? Why can't we just test it around here?"

"Because that's the closest place I know of where we can get a clear shot across that distance with absolutely nothing in the way, and where we can have power for our rigs at both ends. Uncle Walt lives right on a curve in the highway, and you can look from his front porch straight up the pavement to Mr. Arthur's porch. I'll operate the transmitter at Uncle Walt's, and you can work the receiver at Mr. Arthur's."

"What do we need the transceivers for, anyway?"

"We'll probably have to do a lot of adjusting of antenna direction, frequency, etc., to get maximum signal strength. Since we'll only have one transmitter and one receiver on the ultra-high frequency, we can only talk one way after we establish contact. Being able to talk back and forth on seventy-five while making adjustments will help a lot."

"Okay; so let's get going," Carl said; and he quickly exchanged the heavy power supply in his pile for the light one in Jerry's while the latter's back was turned.

THE TWO BOYS loaded the equipment into the handlebar baskets they strapped on their bicycles *only* for occasions like this. (Ordinarily such accessories were considered "too sissy.") Carried along by their youthful enthusiasm, it required but a few minutes for them to pedal out to the farm of Jerry's Uncle Walter Bishop. Carl helped Jerry set up the transmitter and connect it to the power supply and modulator. The little dish-type antenna and reflector was perched on its tripod, and a short coaxial line ran down to the output fitting on the side of the cavity resonator.

Next, both boys rode on down the narrow path from the highway to Mr. Arthur's and set up the receiver on his porch. When Jerry was sure the receiver was working correctly, he took off the earphones and reached over and let them snap shut on Carl's head with a resounding "pop."

"Guess we're ready," he announced. "Use a single phone over one ear and leave the other free for use with the transceiver. The instant you hear my voice on the u.h.f. receiver, yell at me on the hand-held unit, for it will mean that I have the transmitting antenna pointed nearly at you. That beam will be very narrow, and we'll have to aim it right on the nose. Once we make contact, we can go ahead and align both transmitter and

Always say you saw it in—POPULAR ELECTRONICS



When the other kids ask...

WHAT DOES YOUR DAD DO?

How does your boy answer them?

Sure... you're his hero. You *know* that. But sometimes it can get kinda tough if the other kids don't seem to understand about the "old man."

It's not that you *like* to be chained to the same old job. Maybe you just *had* to leave school too soon. Maybe the war inter-

fered. Anyway, here you are, stuck because you just don't have enough formal training.

Well, Mister, You Can Still Make the Grade!

It isn't easy. You've got to have grit and determination and the will to succeed. As long as you have

these, I.C.S. can put you on the road to real prestige, advancement and security. Your family can really be proud of you!

Spare-time I.C.S. Study Pays Off!

I.C.S. gives you practical, dollars-and-sense training — the kind that pays off. You choose from 256 courses. You get personalized, sympathetic guidance. You advance as rapidly as your time and ability permit. Does it work? Thomas Dyke was a coal miner with no high school education. He studied with I.C.S., worked his way up to licensed engineer. Today, his income is above the average for college trained engineers. *And this kind of training can work for you!*

**THREE FREE BOOKS—
SEND TODAY!**

BOOK No. 1 — "How to Succeed." A gold mine of helpful job tips.

BOOK No. 2 — An outline of job opportunities in the field that interests you most.

BOOK No. 3 — A sample I.C.S. (math) lesson text that shows you the I.C.S. clear, step-by-step teaching method. Send the coupon today—no obligation!

For Real Job Security—Get an I. C. S. Diploma! I. C. S., Scranton 9, Penna. Member, National Home Study Council

INTERNATIONAL CORRESPONDENCE SCHOOLS

65TH YEAR

BOX 58622J, SCRANTON 9, PENNA.

Without cost or obligation, send me "HOW TO SUCCEED" and the opportunity booklet about the field BEFORE which I have marked X (plus sample lesson):

- | | | | | |
|--|--|--|--|--|
| <p>ARCHITECTURE and BUILDING CONSTRUCTION</p> <ul style="list-style-type: none"> <input type="checkbox"/> Air Conditioning—Refrig. <input type="checkbox"/> Architecture <input type="checkbox"/> Architectural Interiors <input type="checkbox"/> Building Contractor <input type="checkbox"/> Building Estimator <input type="checkbox"/> Building Maintenance <input type="checkbox"/> Carpentry and Mill Work <input type="checkbox"/> Heating <input type="checkbox"/> Painting Contractor <input type="checkbox"/> Plumbing <input type="checkbox"/> Reading Arch. Blueprints <p>ART</p> <ul style="list-style-type: none"> <input type="checkbox"/> Cartooning <input type="checkbox"/> Commercial Art <input type="checkbox"/> Fashion Illustrating <input type="checkbox"/> Magazine Illustrating <input type="checkbox"/> Show Card and Sign Lettering <input type="checkbox"/> Sketching and Painting <p>AUTOMOTIVE</p> <ul style="list-style-type: none"> <input type="checkbox"/> Auto Body Rebuilding <input type="checkbox"/> Auto Elec. Technician <input type="checkbox"/> Auto Engine Tune Up <input type="checkbox"/> Automobile Mechanic | <p>AVIATION</p> <ul style="list-style-type: none"> <input type="checkbox"/> Aeronautical Engineering Jr. <input type="checkbox"/> Aircraft & Engine Mechanic <p>BUSINESS</p> <ul style="list-style-type: none"> <input type="checkbox"/> Advertising <input type="checkbox"/> Bookkeeping and Accounting <input type="checkbox"/> Business Administration <input type="checkbox"/> Business Correspondence <input type="checkbox"/> Public Accounting <input type="checkbox"/> Creative Salesmanship <input type="checkbox"/> Federal Tax <input type="checkbox"/> Letter-writing Improvement <input type="checkbox"/> Office Management <input type="checkbox"/> Stenographic-Secretarial <input type="checkbox"/> Traffic Management <p>CHEMISTRY</p> <ul style="list-style-type: none"> <input type="checkbox"/> Analytical Chemistry <input type="checkbox"/> Chemical Engineering <input type="checkbox"/> Chem. Lab. Technician <input type="checkbox"/> General Chemistry <input type="checkbox"/> Natural Gas Prod. & Trans. <input type="checkbox"/> Petroleum Engineering <input type="checkbox"/> Plastics <input type="checkbox"/> Pulp and Paper Making | <p>CIVIL, STRUCTURAL ENGINEERING</p> <ul style="list-style-type: none"> <input type="checkbox"/> Civil Engineering <input type="checkbox"/> Construction Engineering <input type="checkbox"/> Highway Engineering <input type="checkbox"/> Reading Struct. Blueprints <input type="checkbox"/> Sanitary Engineering <input type="checkbox"/> Structural Engineering <input type="checkbox"/> Surveying and Mapping <p>DRAFTING</p> <ul style="list-style-type: none"> <input type="checkbox"/> Aircraft Drafting <input type="checkbox"/> Architectural Drafting <input type="checkbox"/> Electrical Drafting <input type="checkbox"/> Mechanical Drafting <input type="checkbox"/> Mine Surveying and Mapping <input type="checkbox"/> Plumbing Drawing and Estimating <input type="checkbox"/> Structural Drafting <p>ELECTRICAL</p> <ul style="list-style-type: none"> <input type="checkbox"/> Electrical Engineering <input type="checkbox"/> Electrical Maintenance <input type="checkbox"/> Electrician <input type="checkbox"/> Contracting Lineman <p>HIGH SCHOOL</p> <ul style="list-style-type: none"> <input type="checkbox"/> Commercial <input type="checkbox"/> Good English <input type="checkbox"/> High School Subjects <input type="checkbox"/> Mathematics | <p>LEADERSHIP</p> <ul style="list-style-type: none"> <input type="checkbox"/> Foremanship <input type="checkbox"/> Industrial Supervision <input type="checkbox"/> Leadership and Organization <input type="checkbox"/> Personnel-Labor Relations <p>MECHANICAL AND SHOP</p> <ul style="list-style-type: none"> <input type="checkbox"/> Gas—Electric Welding <input type="checkbox"/> Heat Treatment <input type="checkbox"/> Metallurgy <input type="checkbox"/> Industrial Engineering <input type="checkbox"/> Industrial Instrumentation <input type="checkbox"/> Industrial Supervision <input type="checkbox"/> Internal Combustion Engines <input type="checkbox"/> Machine Design-Drafting <input type="checkbox"/> Machine Shop Inspection <input type="checkbox"/> Machine Shop Practice <input type="checkbox"/> Mechanical Engineering <input type="checkbox"/> Quality Control <input type="checkbox"/> Reading Shop Blueprints <input type="checkbox"/> Refrigeration <input type="checkbox"/> Sheet Metal Worker <input type="checkbox"/> Tool Design <input type="checkbox"/> Toolmaking <p>RADIO, TELEVISION</p> <ul style="list-style-type: none"> <input type="checkbox"/> Ocean Navigation <input type="checkbox"/> Practical Radio TV Eng'ing <input type="checkbox"/> Radio and TV Servicing <input type="checkbox"/> Radio Operating | <ul style="list-style-type: none"> <input type="checkbox"/> Television Technician <p>RAILROAD</p> <ul style="list-style-type: none"> <input type="checkbox"/> Air Brake Equipment <input type="checkbox"/> Car Inspector <input type="checkbox"/> Diesel Engineer & Fireman <input type="checkbox"/> Section Foreman <p>STEAM AND DIESEL POWER</p> <ul style="list-style-type: none"> <input type="checkbox"/> Combustion Engineering <input type="checkbox"/> Diesel—Elec. <input type="checkbox"/> Diesel Eng'g <input type="checkbox"/> Electric Light and Power <input type="checkbox"/> Stationary Fireman <input type="checkbox"/> Stationary Steam Engineering <p>TEXTILE</p> <ul style="list-style-type: none"> <input type="checkbox"/> Carding and Spinning <input type="checkbox"/> Cotton, Rayon, Woolen Mfg. <input type="checkbox"/> Finishing and Dyeing <input type="checkbox"/> Loom Fix'g <input type="checkbox"/> Textile Des'ing <input type="checkbox"/> Textile Eng'g <input type="checkbox"/> Throwing <input type="checkbox"/> Winding and Weaving <p>MISCELLANEOUS</p> <ul style="list-style-type: none"> <input type="checkbox"/> Domestic Refrigeration <input type="checkbox"/> Marine Engineering <input type="checkbox"/> Ocean Navigation <input type="checkbox"/> Professional Engineering <input type="checkbox"/> Short Story Writing <input type="checkbox"/> Telephony |
|--|--|--|--|--|


Name _____ Age _____ Home Address _____

City _____ Zone _____ State _____ Working Hours _____ A.M. to P.M. _____

Occupation _____


Canadian residents send coupon to International Correspondence Schools, Canadian, Ltd., Montreal, Canada. . . . Special tuition rates to members of the U. S. Armed Forces.

BEST BUY IN HI-FI Grommes KITS



THE Little Jewel MUSIC LOVERS AMPLIFIER

Featured by Life Magazine as the best buy in the field . . . now available in Kit Form. It's easy and fun to assemble. Power Output: 10 Watts. Freq. Response: ± 1 DB, 20 to 20,000 CPS. With 3 inputs: Radio, Magnetic and Crystal Phono and Microphone. Brown Hammerloid Finish. Including 5 tubes and complete instructions. Shipping Weight: 9 lbs.
LJ KIT.....Net **\$2450**



PG-61 K 20 Watt HI-FI AMPLIFIER

Single unit amplifier with built-in pre-amplifier and all the controls. This exceptional Kit provides separate turnover and roll off record compensators and loudness, volume, feedback bass and treble tone controls. Freq. Response: ± 0.5 D.B., 15 to 30,000 CPS. Brown and Gold Finish. Shipping Wt. 20 lbs. Complete with easy-to-follow instructions.
PG-61K.....Net **\$5950**

See your Grommes Hi-Fi Dealer
or write for complete information.

Grommes—A Division of Precision Electronics, Inc
Dept. P-10, 9101 King Ave., Franklin Park, Ill.

- Send complete Kit details.
- Send Kit
- Send COD (\$5 enclosed).
- Send postpaid. (Full payment enclosed.)

Name.....
Address.....
City.....Zone.....State.....
10-day money back guarantee on all Kits

Carl & Jerry (Continued from page 12)

receiver antennas perfectly, checking back and forth with the transceivers; and then you can carefully tune the receiver to the exact transmitter frequency."

"I can?" Carl questioned sarcastically. "With what? I see nothing that looks like a tuning knob on this plumber's nightmare."

"You tune the receiver by turning this little screw right here on top of the cavity resonator with this long fiber screwdriver," Jerry explained; "and move it only a fraction of a turn at a time."

Having delivered this bit of advice, he hopped back on his bicycle and was soon at his uncle's place. After switching on the high-frequency transmitter, he pulled out the telescoping antenna of the war-surplus transceiver, which automatically turned it on. Holding the case so that the earphone was at his ear and the microphone in front of his lips, he pushed the transmit-receive switch covered with a waterproof rubber pouch on the side of the case.

"How do you read, W9EGV? This is W9CFI," he said.

"Loud and clear, W9CFI, from W9EGV," was the prompt answer.

"Okay; I'm going to start shooting at you. If you hear me, yell plenty loud, for I'll have to set the handie-talkie down on the floor while I'm fiddling with the antenna."

"Roger. Let's see if you can spray me with some of that u.h.f."

JERRY BEGAN carefully aiming the reflector at the porch of the white house up the road. For several seconds nothing happened, and then he heard a faint cry from the earphone of the handie-talkie sitting beside him. "Hold it!" Carl said; you're knocking down the hiss in the receiver."

"Can you hear me?" Jerry asked into the microphone connected to the modulator of the u.h.f. transmitter.

"Sure can," came the answer; "Wups! You cut out for a minute, but it's okay again now."

As Carl said this, Jerry noticed a large black car with two men in it pull off the highway onto the path just next to his uncle's house. It was when this car had passed through the u.h.f. beam that Carl said the signal cut out momentarily. Jerry concluded the men had stopped to examine a map or something, and he and Carl went ahead with their experimenting.

It was not until two more cars pulled up opposite the first one that Jerry took more
(Continued on page 18)

NATIONAL SCHOOLS

proudly presents

**FOR MEN
WHO WANT
TO EARN
MORE MONEY**

TELERAMA • ALL 8 BRANCHES OF TELEVISION • ELECTRONICS • RADIO IN ONE DYNAMIC, MODERN SHOP METHOD, HOME TRAINING COURSE

* Registration applied for

Another great advance in **HOME STUDY TRAINING**. Let National Schools, of Los Angeles, a practical Technical Resident Trade School for over 50 years, train you at home by Shop-Method, for today's unlimited opportunities in **ALL 8 BRANCHES** of the Television, Electronics, Radio Industry.

Check all you receive in *One Master Course* at One Low Tuition

1. Television — Including Color TV
2. Radio — FM and AM
3. Industrial Electronics
4. Sound Recording and Hi-Fidelity
5. Preparation for FCC License
6. Automation
7. Radar and Sonar
8. Communications

- ALL OF THIS MODERN, NEWEST, PRACTICAL EQUIPMENT IS YOURS TO KEEP!
- Parts to Build a modern TV set, including large screen Picture Tube.
 - Parts to build a powerful Superhet Receiver, standard broadcast and short wave
 - Parts to conduct many experiments and build Continuity Checker, HF Oscillator, TV Circuits, Audio Oscillator, TRF Receiver, Signal Generator
 - Professional Multimeter
 - These are a MUST for all technicians.

YOU DO MANY PRACTICAL JOBS.

You do servicing, circuit analysis and many other down-to-earth experiments. You build a modern TV set from the ground up... with equipment kits we give you, including a new large screen picture tube and professional Multimeter, at no additional charge.

EARN AS YOU LEARN! Many of our students earn their entire tuition and more in Spare Time jobs we show them how to do while learning. **YOU GET GRADUATE ADVISORY SERVICE, TOO.**

L. J. ROSENKRANZ
President of NATIONAL SCHOOLS




This Master-Shop-Method course is completely up-to-date Here in Los Angeles, the TV and Electronics center of the world, we are able to keep in constant touch with the industries' latest developments. As a student, you will quickly master all phases at home... in your spare time. Your earning power will grow with every lesson. Just as thousands of National Schools graduates do every day, you can handle servicing, manufacturing, repairing, hundreds of other jobs, or make good money in your own business. **SECURE YOUR FUTURE—NOW. SEND COUPON BELOW.**



IN THESE MODERN TV STUDIOS, SHOPS AND LABORATORIES, your Shop Method Home Study Course was developed by experienced instructors and engineers. What an advantage that is to you at home — each lesson is tested, proved, easy to understand. You can master the most up-to-date projects, such as color TV set repair, printed circuits — even prepare for F.C.C. License and industrial electronics without taking a special course. **TAKE YOUR FIRST STEP NOW TO A TOP-PAY JOB IN TV, ELECTRONICS, RADIO. SEND COUPON BELOW TODAY.**

**ALL YOURS
TO KEEP**



**APPROVED FOR
VETERANS
AND
NON-VETERANS**

NATIONAL SCHOOLS

4000 S. FIGUEROA ST., LOS ANGELES 37, CALIF
187 N. LA SALLE ST., CHICAGO 1, ILL

IN CANADA: 811 W. Hastings St., Vancouver, B. C.

MEMBER



FREE!

Fully illustrated "CAREER" BOOK in TV, Radio, Electronics. AND actual Sample Lesson—yours at no cost, no obligation **SEND COUPON NOW—TODAY!**

NATIONAL SCHOOLS

TECHNICAL TRADE TRAINING SINCE 1905
Los Angeles, California

GET FAST SERVICE—MAIL NOW TO OFFICE NEAREST YOU!

NATIONAL SCHOOLS, DEPT. R2Q-108
4000 S. FIGUEROA ST. 187 N. LA SALLE ST.
LOS ANGELES 37, CALIF. OR CHICAGO 1, ILL.
Rush free TV-Radio "Opportunity" Book and sample lesson. No salesman will call.

NAME _____ BIRTHDAY _____ 19 _____

ADDRESS _____


CITY _____ ZONE _____ STATE _____

VETERANS: Give Date of Discharge _____

Lafayette's

4 AND 6 TRANSISTOR SUPERHET KITS POCKET AND HOME RADIOS FOR SPEAKER AND EARPHONE OPERATION

FIRST
BUILD
THIS



THEN
BUILD
THIS

19.95

POCKET SIZE: 4" L x 3-5/16" W x 1" D BUILT-IN ANTENNA! REQUIRES NO EXTERNAL ANTENNA OR GROUND!

Lafayette engineers have designed this fascinating 4-transistor superhet receiver kit in a unique and interesting form. It is, by itself, a completely self-contained, pocket sized personal portable set which operates a miniature earpiece so only you can hear by plugging into the KT-94 kit listed below. It is instantly converted to a full 6-transistor home radio, complete with speaker for the entire family to enjoy. The set is completely subminiaturized and utilizes the new, radically different Argonne "Poly-Vari-Con" ultra miniature 2-gang variable condenser. You will be delighted with the truly subminiature parts, from the variable which measures only 1-1/16" square x 3/8" deep, to the tiny I.F.'s and electrolytics. The chassis measures only 4" L x 3-5/16" W x 1" D. You'll be amazed at its performance. Circuit features use of 4 transistors (2 high frequency and 2 audio type) plus a germanium diode, 2 I.F. stages and built-in high gain ferrite core and antenna. The result is a sensitive, stable and selective set covering the entire broadcast band. Requires no outside antenna or ground connection. The kit is furnished complete with transistors and all parts, including battery and chassis already drilled and punched. The earpiece and carrying case are accessory items, not supplied. All necessary pictorial and circuit diagrams are furnished with simple, easy-to-follow instructions. Shpg. wt., 2 lbs.

KT-94 Kit	Net 19.95
MS-311 LEATHER CARRYING CASE	Net 1.95
MS-260 Super power dynamic earpiece	Net 3.95
MS-278 Economy earpiece	Net 1.95

11.50



2-TRANSISTOR CLASS B PUSH PULL OUTPUT STAGE KIT WITH SPEAKER SELF-CONTAINED IN BEAUTIFUL PLASTIC CASE.

• CONVERTS 4-TRANSISTOR KIT INTO A 6-TRANSISTOR HOME RADIO, WITH SPEAKER

Add a completely transistorized push-pull audio stage to your 4 transistor receiver. Complete stage including speaker and case measures only 3" H x 2 3/4" W x 1 3/4" D. Plugs right into 4 transistor kit above. Converts your 4 transistor set to a 6 transistor plus diodes superhet receiver. Performance equal or superior to commercially wired sets selling at more than twice the price. Kit includes 2 transistors, 2 transformers, 2 1/2" PM speaker, pre-punched chassis, speaker case to hold entire stage, battery, hardware, instructions and diagrams. Shpg. wt., 1 lb.

KT-96

Net 11.50

FM-AM TUNER KIT

Basic FM-AM Tuner having outstanding specifications and delivering astonishing performance — all at a budget price in easily assembled kit form.

34.95

- AFC DEFEAT CIRCUIT WITH FRONT PANEL CONTROL
- FOSTER-SEELEY DISCRIMINATOR CIRCUIT
- GROUNDED GRID TRIODE AMPLIFIER
- 20-20,000 CPS RESPONSE

Choose this 7 tube compact high-fidelity FM-AM tuner whose characteristic features are found in units costing many times as much, and whose performance is unheard of at this low price. There are two front panel controls, a function control for AM, FM, PHONO, TV and a tuning/AFC defeat control. Features Armstrong FM circuit with limiter and Foster-Seeley discriminator. Simplified tuning with slide-rule dial and flywheel counter-weighted mechanism, high impedance phono input and high impedance audio output.

SPECIFICATIONS

FREQUENCY RANGE: FM 88-108MC, AM, 530-1650 KC. **ANTENNA INPUT:** FM, 300 ohms, AM Ferrite loopstick and high impedance external antenna. **DISTORTION:** Less than 1% at rated output. **FREQUENCY RESPONSE:** FM, +.5 db 20 to 20,000 cps, AM ± 3 db 20 to 6000 cps. **SENSITIVITY:** FM, 5 UV for 30 db quieting, AM, Loop sensitivity 80 UV/meter. **SELECTIVITY:** FM, 200 KC bandwidth, 6 db down; 375 KC FM discriminator peak to peak separation, AM, 8 KC bandwidth, 6 db down. **IMAGE REJECTION:** 30 db minimum. **HUM LEVEL:** 60 db below 100% modulation. **TUBE COMPLEMENT:** 2-12AT7, 1-6BE6, 1-6A6, 2-6AU6, 1-6AL5 plus selenium rectifier. **SIZE:** 5 3/4" high x 9 3/4" wide x 9 1/2" deep (excluding knobs). **CONSUMPTION:** 30 watts, For 110-120V 60 cycles AC. Attractive etched copper-plated and lacquered finish. Less metal case. Shpg. wt., 9 lbs.

KT-100

NET 34.95

ML-100

5.00

LAFAYETTE SIGNAL GENERATOR

COMPLETELY
WIRED
AND TESTED!
ACCURACY AND
QUALITY
GUARANTEED!



22.50

• FREQUENCY 120KC to 260MCI

- 120KC to 120MC ON FUNDAMENTALS!
- 30 DAY TRIAL PERIOD! FULL REFUND IF YOU ARE NOT SATISFIED FOR ANY REASON

Completely wired and tested instrument. Do not confuse with kits sold in the same price range. Has the quality and accuracy of instruments selling for 3 to 4 times as much. Six overlapping ranges — 120KC to 320KC, 320KC to 1000KC, 1MC to 3.2MC, 3.2MC to 11MC, 11MC to 38MC, 37MC to 130MC — all on fundamentals — calibrated harmonics from 120MC to 260MC. Switch between internal modulation at 400 cps or any external source at other frequencies. 400 cps signal can be used separately. Outputs are unmodulated RF, modulated RF and 400 cps audio. RF output is in excess of 100,000 micro volts. Jacks are provided for high or low RF output.

Highly stable special circuit design. Fine adjust RF control. AF output 2-3 volts, input 4 volts, across 1 megohm. 5 inch etched dial plate — protected by clear plastic bezel. Common AF terminals for EXT-MOD input and INT-AP output eliminates need for special connectors. Gray metal case — carrying handle — complete with leads, line cord and plug. For 105-125V, 50-60 cycle A.C. Shpg. wt., 8 lbs.

LSG-10 — Signal Generator

22.50

100 SIXTH AVE., NEW YORK, N.Y.
PLAINFIELD, N. J., 139 W. Second St. BOSTON 10, MASS., 110 Federal St.
BRONX 50, N. Y., 532 E. Fordham Rd. NEWARK 2, N. J., 24 Central Ave.
Include postage with order.

Lafayette Radio

165-08 Liberty Ave.
JAMAICA 33, N. Y.

FREE! LAFAYETTE CATALOG



ELECTRONIC CATALOG PACKED WITH MONEY SAVERS

Packed with the largest selection of Electronic, Radio and T.V. Parts, and equipment, PA, Hi-Fi systems, tubes, antennas, Transistor Kits, parts and components, Test Equipment, new build your own kits, tools, books, Microscope, drafting equipment, Binoculars, telescopes, All Radio, TV and Home supplies - ALL AT GREAT SAVINGS - For the economy minded servicemen, dealer, engineer and technician **CHUCK FULL OF BUYS! SEND FOR YOUR FREE COPY TODAY.**

EL-TRONICS HUMIDITY SENSING ELEMENT

Accurately measures humidity over a wide range of temperatures. Employs a conducting plastic which changes resistance in proportion to water vapor present. Long term stability-trouble free operation. Rapid reaction time. Printed electrodes on each face. Size $\frac{3}{4}$ " x $1\frac{1}{2}$ " x $1/16$ ". Complete with specs-curves-sample circuits. Shpg. wt., 3 oz.

MS-237.....Net 8.00

5 TRANSISTOR PUSH PULL AMPLIFIER KIT

- $\frac{3}{4}$ WATT CLASS B, PUSH-PULL OUTPUT
- CRYSTAL AND MAGNETIC ONLY
- SEPARATE BASS AND TREBLE CONTROLS

New 5 transistor audio amplifier for phono-microphones-tuners-etc. Excellent for the experimenter-student-or any one desiring a good transistorized amplifier.

Use new G.E. 2N139 and 2N186A transistor. Inverse feedback for reduction of distortion. Transformer coupled driver and output stages. Complete with punched chassis, knobs, transistors, all parts and detailed instructions and diagrams.

KT-104-3.2 ohm output.....Net 22.95

KT-105-8 ohm output.....Net 22.95

TRANSISTOR CUBE PRACTICE OSCILLATOR KIT

For those interested in mastering the international code, an audio tone oscillator is essential. The circuit of this transistorized feedback oscillator has the simplicity of the neon glow, the signal strength of the vacuum tube, and requires only two penicillin cells for weeks of service. It may be used for solo practice, or two may send and receive with the same unit. Kit comes complete with Transistor, Telegraph Key, Resistors, Condensers, Mascotte Board, etc., and schematic diagram.

KT-72.....Net 2.99

Cannon ECI-Single Headset.....Net 1.13

2 TRANSISTOR POCKET RADIO KIT

Packed into a $2\frac{1}{2}$ " x $3\frac{1}{2}$ " x $1\frac{1}{4}$ " plastic case. This Two Transistor plus crystal diode radio kit offers many surprises, utilizing a regenerative detector circuit with transformer coupled audio stage, gives you high gain and excellent selectivity. Pulls in distant stations with ease with more than ample earphone volume. Kit comes complete with two transistors, crystal diode, loopstick, A-gonne transistor audio transformer, resistors, condensers, plastic case, etc. Including schematic and instructions.

KT-68A Complete Kit less earphones. 10.95

MS-260 New Super Power Dynamic Earphone, Ideal for Transistor Circuit Imp. 8000 ohm, D.C. 2000 ohm. 3.95


NEW POCKET AC-DC VOM MULTITESTER 2,000 ohm per Volt on AC & DC

• Completely wired - Not a kit
Accurate VOM with a sensitivity of 2000 ohms per volt on both AC and DC. Single selector switch. 3" 160 amp. meter. Scales: DC Volts: 0-10-50-500-1000; AC Volts: 0-10-50-500-1000; Ohms: 0-10K, 0-1 Meg; DC Current: 500 μ s and 500 ma; Decibel: -20 to +22, +20 to 36; Capacity: 250 mfd to .2 mfd and .005 to 1 mfd. Heavy plastic panel metal bottom. $4\frac{1}{4}$ " x $3\frac{1}{2}$ " x $1\frac{1}{8}$ ". With batteries and test leads. Shpg. wt. 4 lbs. RW-27A.....8.95

HIGH FREQUENCY TWEETER WITH ACOUSTIC LENS

DIRECT IMPORTATION
MAKES THIS PRICE POSSIBLE!

- FREQUENCY RESPONSE FROM 2000 CPS TO BEYOND AUDIBILITY
- LOUVERED ACOUSTIC LENS FOR UNIFORM SOUND DISPERSION
- HANDLES 25 WATTS OF POWER
- PRICED EXCEPTIONALLY LOW



14.95

New high frequency tweeter featuring a louvered acoustic lens for uniform sound dispersion and capable of handling up to 25 watts of distortion-free power. The directional tendency of high frequency notes is overcome by the natural wide dispersion angle of the short horn and the acoustic lens which disperses and radiates the high notes smoothly throughout the entire listening area. The lens is detachable for panel mounting, with a separate base for the tweeter furnished for external mounting where desired. Aluminum voice coil has 18 ohm impedance. Size: $4\frac{1}{4}$ " ong x 3" diameter, lens extends $2\frac{1}{4}$ ". Requires a crossover network, preferably one with a level control, such as the LN-2. With full instructions. Shpg. wt., 5 lbs.

HW-7.....Net 14.95

CROSSOVER NETWORK

- CAPACITIVE-INDUCTIVE NETWORK WITH CROSSOVER AT 2000 CPS
- BUT-TONE LEVEL BRILLIANCE CONTROL



New!

The frequencies above 2000 cycles are channeled to the high frequency tweeter by means of the high-Q inductance and capacitance comprising this efficient crossover network. The highs and lows are brought into acoustic balance by means of a continuously variable level-brilliance control. Control has a $2\frac{1}{2}$ " l. long cable for remote mounting. Network matches 8-16 ohm speakers with insertion loss reduced to a minimum. Enclosed in metal case 6" L x 2 5/8" H x 2 5/8" D. With full instructions. Shpg. wt., 5 lbs.

LN-2.....Net 8.75

METAL-CASED CONE TYPE HI-FI TWEETER

- FREQUENCY RESPONSE 2000 - 16,000 CPS
- HANDLES 20 WATTS OF POWER

Highest quality cone type high frequency tweeter having a range from 2000 to 16,000 cycles. Especially efficient at higher end of audio spectrum where other cone type tweeters tend to lose clarity and volume. Entirely closed in a metal case with a base so that it can stand by itself or be mounted on a flat surface with mounting bracket supplied. Rated to handle 20 watts of power. A crossover network is required: the Lafayette LN-2 is ideal. Voice coil impedance 8-16 ohms. Size: $3\frac{1}{4}$ " x $2\frac{1}{4}$ " x 3" Diam. Shpg. wt., 3 lbs.

NEW!



HK-3.....Net 5.95

Lafayette
Radio
DEPT IJ

165-08 Liberty Ave.
JAMAICA 33; N. Y.

SEND FREE
CATALOG


NAME -----

ADDRESS -----

CITY -----

ZONE ----- STATE -----

CUT OUT
AND MAIL
TODAY!



NEW! Mail Order Center ----->

BUILD THIS TRANSISTOR RADIO

and 20 other
interesting projects



with **SYLVANIA'S**
new transistor **KIT**

Sylvania supplies all the transistors and a matching crystal diode. All other parts are completely specified and are readily available. It's a foolproof package of a tested design—made with tested components—supplied with tested transistors and complete instructions.

If you can read the schematic and handle a soldering gun or pencil . . . you'll make a powerful, sensitive transistor radio you'll enjoy for a long time . . . and learn a lot about transistors while building it.

Booklet supplied with every kit gives complete details on how to build Transistor Radio and 20 other interesting projects.

Available now at your
Sylvania Distributor

Sylvania Electric Products Inc.
1740 Broadway, New York 19, N. Y.
In Canada: Sylvania Electric (Canada) Ltd
Shell Tower Bldg., Montreal

SYLVANIA

LIGHTING • RADIO • TELEVISION
ELECTRONICS • ATOMIC ENERGY

Carl & Jerry (Continued from page 14)

careful notice. One of the cars that just stopped was an ancient Model A Ford truck loaded with late-in-the-season watermelons. The driver was a little weazened man with a sharply-pointed white goatee; and from the way he popped from the cab and began waving his arms about, he was obviously quite excited about something. The unmistakable appearance of the other car, a state police patrol, gave a possible clue to the cause of his agitation.

"Hey, Carl," Jerry said into the mike, "you'd better come on down here and see what gives. Looks like it may get interesting."

Collapsing the antenna of the handle-talkie to shut it off, Jerry hurriedly left without thinking to shut off the u.h.f. transmitter. He had barely reached the parked cars before Carl came pumping up on his bicycle.

"I tell you," the little man was shouting, "that you and your fancy radar gadget are all wrong. You can't possibly drive that bucket-of-bolts sixty-five."

"Take it easy, Pop," the big state trooper behind the wheel of the black car said good-humoredly. "This thing doesn't make mistakes. It said you were hitting sixty-five when you passed, and that's what you were doing. So we radioed ahead for Jim to stop you."

"Tell you what I'm gonna do," the man with the goatee offered. "If any one of the three of you can drive that Model A a mile over forty-five miles per hour, I'll



"You and your fancy radar gadget are all wrong," the man with the goatee was shouting. "You can't possibly drive that bucket-of-bolts sixty-five."

Free!

WITH THIS OFFER


60% to 75% of all TV failures are caused by faulty tubes. This amazing new giant-sized "Detect-O-Scope" tells you, at a glance, exactly how to spot bad tubes in any TV set. Saves time, money — makes you an "expert" TV trouble-shooter! Gives

YOURS FREE WITH THE FAMOUS MANUAL DESCRIBED BELOW

Amazing New TV "DETECT-O-SCOPE"


Spots Bad TV Tubes in a jiffy!

identification numbers of tubes that may be causing trouble; shows you how to locate, check and replace them safely. 16 x 21 inches; copy-righted. Sells for \$1.00 but yours absolutely FREE on this offer!



FIX TV AND RADIO SETS RIGHT AWAY

—even if you never fixed a lamp or doorbell before!



McGraw-Hill's Amazing New Low-Cost Instruction Manual Skips Hard-to-Understand "Theories" and Formulas — Tells HOW-TO-DO-IT in PLAIN ENGLISH

TELEVISION AND RADIO REPAIRING

TRY IT **FREE** ON YOUR OWN SET FOR 10 DAYS

AT LAST—a well-known EXPERT tells you in PLAIN ENGLISH how to fix TV or radio sets! Right from the very first chapters you can start doing simple repairs... and before you're HALF way through the manual, you can fix HALF the television and radio sets that you encounter. In just a few weeks you can start fixing your own and friends' sets... even start your own money-making business at home. NO complicated formulas! NOT a study book! Deals only with parts that go wrong in sets—tells HOW to find the trouble — and the EASY way to FIX IT!



Save Money on Your Own Set

Save \$50 to \$100 a year installing and servicing your own set. Book tells what to do if picture is blurred—split—distorted—titled—wiggles—too pale or black — jitters — 'snow'—drifts—etc.

for the most "unhandy" beginner. A-B-C directions and 700 clear photos, diagrams, and drawings show exactly WHAT and HOW to fix, step-by-step. Includes everything you need to know: where and how to buy tubes and parts; where and how to get an official circuit diagram of any set; how to choose and use basic tools; how to test tubes WITHOUT a tube tester;

how to use 53 common TV controls; simple "cures" for common TV and radio troubles; how to fix loudspeakers, phono pickups, install and check antennas—and much more.

Why It's So EASY
John Markus, Associate Editor of Electronics Magazine, spent FOUR years making this one-volume manual practical and easy-to-follow — even

... Also Yours for 10 DAYS' FREE TRIAL: PRACTICAL RADIO SERVICING By Marcus and Levy

100 MILLION radio sets still in use! Learn to fix them. Make good money in full or spare time. New guide shows you how to handle any type set—how to trouble-shoot, test, repair, replace parts. Hundreds of clear pictures, diagrams make it easy. Includes servicing radio-phonograph combinations. Check proper box in coupon for FREE TRIAL!

SEND NO MONEY

Mail coupon below—without money! When book arrives try it out on your own or neighbors' sets. See how simple and easy it makes nearly every repair job. Make it pay for itself in 10 days or don't keep it. Mail coupon NOW to: McGraw-Hill Book Co., Dept. PEL-10, 327 West 41st St., New York 36, N. Y.

PARTIAL CONTENTS

How to Remove and Replace Tubes • Testing Tubes without a Tester • Using a Table Tester • Power Supply Troubles • How to Test and Replace Resistors, Controls, Switches, Condensers, Coils, Transformers • Speakers • Phono Pickups • Antennas and MUCH MORE.

McGraw-Hill Book Co., Dept. PEL-10, 327 West 41st St., New York 36, N. Y.

Send TV "DETECT-O-SCOPE" FREE with Markus' Television and Radio Repairing for 10 DAYS' TRIAL. If not delighted, I may return book, pay nothing. Otherwise, I will send only \$1.95 plus few cents shipping; then 3 monthly payments of \$2. ("Detect-O-Scope" is FREE in any case.)

Send Practical Radio Servicing for 10 DAYS' TRIAL. If I keep it, I will send only \$2.50 plus few cents shipping; then 3 monthly payments of only \$2 each.

Name.....

Address..... PEL-10

City..... Zone..... State.....

SAVE MONEY. Check here if enclosing payment WITH coupon (\$7.95 for TV and Radio Repairing; \$8.50 for Practical Radio Servicing). Then WE pay all shipping costs. Same 10-day return privilege. (Offer good in U.S.A. only.)

Carl & Jerry (Continued from page 18)

give it to you and throw in the load of watermelons to boot!"

"Old Timer, you've got yourself a deal," the youthful trooper named Jim said, as he slid out of his patrol car. "I always did want to drive one of those old cars my old man still insists is 'the best car Henry ever built.' If you got sixty-five out of that iron, so can I. I'll go back up the road a piece and come on by with the thing wide open so you boys can get a reading on me."

He got into the truck, and went off up the highway with the motor spluttering.

"DO YOU KNOW how that radar thing works?" Carl whispered to Jerry.

"Sure. So would you if you had read the article about it in the May, 1956, issue of POPULAR ELECTRONICS. It depends on the Doppler effect."

"I remember that from physics. It's an apparent change in frequency of a signal emanating from a moving source as observed from a fixed position."

"Fine," said Jerry. "That's exactly right. The most common example is the apparent change in the pitch of a train whistle as it passes. When it's coming toward you, the pitch seems to increase; but as the train moves away, the pitch lowers. When

the train is moving rapidly toward you, the sound waves are sort of bunched together and the pitch of the signal striking the ear is increased. When the whistle is moving away, the sound waves are stretched out, and the pitch seems lower. The radar gadget sends out a beam of u.h.f. signal that strikes the moving car and is reflected back to a receiver housed in the same unit with the transmitter.

"This reflected signal is mixed with the signal direct from the transmitter," Jerry continued, "and the difference between their frequencies is read by an audio frequency meter. The difference in frequency between the transmitted signal and the reflected signal depends directly on how fast the car reflecting the signal is moving. The faster it moves, the greater is the difference. At 100 miles per hour, the reflected signal will be shifted 731 cycles from the transmitter frequency of 2455 megacycles. Speeds below 100 miles per hour produce less shift. The audio frequency meter is calibrated in miles per hour for direct reading of speed."

"But where is the radar gadget?"

"Probably in the trunk of the black car. You can see the meter there on top of the dash. The signal is sent out and received back through a camouflaged hole in the

(Continued on page 24)

accurate speeds

ROCKEAR CORPORATION

Another reason why today's fastest selling high fidelity record changer is

Collaro

* Accurate Speeds—


factory pre-set and tested for less than 0.25% rms wow and flutter content measured at 33 1/3 rpm... specifications unmatched in the field.



For other features and new popular price, see your hi-fi dealer or write Dept. TK-18.

650 Halstead Avenue, Mamaroneck, N. Y.

RCA offers you the finest training at home in Radio-TV electronics, TV servicing, Color TV



SEND FOR THIS FREE BOOK NOW!

The instruction you receive and equipment you get (and keep) will start you on your way. Pay-as-you-learn. You pay for only one study group at a time. This 52 page book contains complete information on Home Study Courses for the beginner and the advanced student.




RCA INSTITUTES, INC.
A SERVICE OF RADIO CORPORATION OF AMERICA
 350 WEST FOURTH STREET, NEW YORK 14, N.Y.

RCA Institutes, Inc. Home Study PE-106
 350 West Fourth Street New York 14, N. Y.
 Without obligation, send me FREE CATALOG
 on Home Study Courses in Radio, Television
 and Color TV. No salesman will call.

Name
 Please Print
 Address
 City Zone State

VETERANS
 KOREAN G.I.
 P.L. 550
 CHECK HERE

New! A MACHINE THAT COMPOSES MUSIC



Actual tune composed on GENIAC

**COMPUTES, "REASONS"
PLAYS GAMES**

**GENIAC
ELECTRIC BRAIN**

BUILD IT YOURSELF in a few hours!

Yes, you build any one of 33 exciting electric brain machines in just a few hours by following the clear-cut, step-by-step directions given in a thrilling booklet! No soldering required . . . no wiring beyond your skill! GENIAC is a genuine brain machine—not a toy. The **only** logic machine kit that not only adds, subtracts, etc., but presents the basic ideas of cybernetics, Boolean algebra, symbolic logic, automatation, etc. So simple to construct that even a twelve-year-old can make a machine that will fascinate people with advanced scientific training! With the special circuitry of GENIAC, the Electric Brain Construction kit, you can compose tunes automatically. These new circuits were never available before!

OVER 400 COMPONENTS AND PARTS. Circuits operate on one flashlight battery, and the use of ingeniously designed parts makes building circuits one of the most fascinating things you've ever done! You set up problems in a variety of fields—and get your answers almost quicker than you can set them up! Play games with the machine—nim, tic-tac-toe, etc.—and pit your brain against its logic! Solve puzzles in a few seconds that would take you hours without the aid of the machine. You actually see how computing and problem-solving is analyzed with algebraic solutions transferred directly into circuit diagrams.

YOUR COST FOR GENIAC KIT: only \$19.95 postpaid. The 1956 Model GENIAC KIT contains: (1) a complete 200-page text, "Minds and Machines"—a basic introduction to computers. (2) "How to Construct Electrical Brains At Home"—a fully illustrated text book on basic computer design theory and circuits with specific instructions for building circuits. (3) Wiring Diagram Manual. A special booklet with full scale diagrams that you can tear out and place on your work bench for easy assembly. (4) Beginners' Manual. Starting from scratch, the manual adds fifteen extra experiments, thoroughly tested using GENIAC components to teach the basic symbols of electric circuits. (5) Over 400 components and parts.

So—mail the coupon for your GENIAC today! Your money back if not delighted!

Some Firms and Institutions that have ordered GENIAC:

Allis-Chalmers
Remington-Rand
International
Business
Machines
Wheeldex Mfg. Co.
Manuel Missionary
College

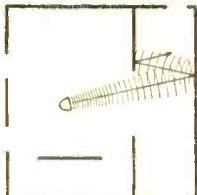
Walter V. Clarke
Associates
Barnard College
Westinghouse
Electric
Phillips
Laboratories

General Insurance
Co. of America
Lafayette Radio
Rohr Aircraft Co.
Albert Einstein
Medical College
Naval Research
Laboratories

Los Angeles
Public Schools
Kansas State
University
Duke University
Coral Gables
Bell Telephone
Laboratories

K1—Only
\$19⁹⁵
Postpaid

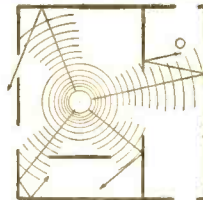
New! CIRCLE-O-PHONIC SOUND SYSTEM



**CONVENTIONAL
LOUDSPEAKER**

Sound travels only in set direction, resulting in an uneven spread of sound intensity.

A revolutionary new sound system which can increase the effectiveness of conventional amplifying and loudspeaking units over several hundred percent has been developed by our engineers. This patented speaker hookup rotates the loudspeaker at fixed speeds distributing the sound in a complete circle without distortion, echo or microphone feedback. In actual demonstrations, one 25 Watt speaker covered the entire Ebbetts Field Grandstands and in acoustically dead nightclubs, one CIRCLE-O-PHONIC speaker took the place of 21 individual loudspeakers mounted around the room. If you need special stereophonic effects with CIRCLE-O-PHONIC sound, you will want to read "EXPERIMENTS WITH CIRCLE-O-PHONIC SOUND." Postpaid. LP1-\$2.00 Or buy our CIRCLE-O-PHONIC kits. 10 Watt kit with motor, baffle, full frequency range speaker **\$49⁹⁵** and cabinet. F.O.B. N.Y. L1-25 Watt kit with motor, baffle and cabinet, F.O.B. N.Y. L2-\$135.00



**CIRCLE-O-PHONIC
LOUDSPEAKER**

Sound spreads at an even intensity throughout the entire enclosure.

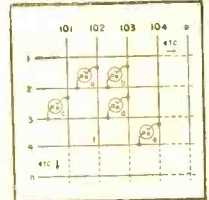


OLIVER GARFIELD COMPANY
126 Lexington Avenue, New York 16, New York

LEARN HOW TO BUILD COMPUTERS!

ELECTRONIC MEMORY COURSE

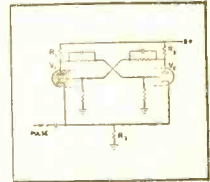
An essential part of every computer is the memory—a storage device for retaining bits (binary digits) of information. The ELECTRONIC MEMORY course contains instructions for building relay memories, magnetic core "Matrix" memories and "SEAC" tube storage memories, with detailed descriptions of over 15 different methods of storing information and automatically giving instructions to electronic devices now in use. The booklets, texts and manuals are a complete course in this fascinating subject. Suitable for all levels—particularly designed for people who have some knowledge of electronics but want to know specific details of electronic computers for professional reasons. Complete question answering service. The memory "Matrix" can be expanded to any desired degree and can be used in conjunction with the digital computer kit as an outside memory store. Price of course with all instructions and training manuals, texts, etc., postpaid. C1- **\$22.00**



SECTION OF MATRIX Diagram of a Neon Tube Digital Storage Unit.

DIGITAL COMPUTER COURSE

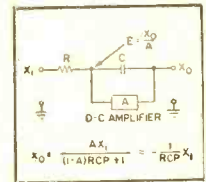
Have you ever wanted to build a small digital computing device? One that reproduces in miniature what computers like ENIAC, SEAC, BIZMAC, etc., do on a large scale? Our DIGITAL COMPUTER course shows how to set up and build computers and experiment with pulses, storage, gates, flip flops, adding, subtracting, multiplying and applications of Boolean Algebra to circuit design. You get an introduction to programming. More important, you learn how and where to buy computer parts to build your own computers. Manuals, wiring diagrams and texts provide a complete introduction to theory and practice of DIGITAL COMPUTERS clearly explained. We have a complete question answering service. This is the finest and only DIGITAL COMPUTER course on the market, postpaid. C2- **\$28.00**



A modulo 2 counter. More commonly a flip-flop arrangement of 2 triodes. This is the main elementary component from which counters and accumulators are assembled.

ANALOG COMPUTER COURSE

ANALOG COMPUTERS are widely used in engineering and scientific research to duplicate actual physical conditions and to integrate and differentiate directly. Our ANALOG COMPUTERS course lists sources of materials, parts, theory and practical instructions, plus wiring diagrams and schematics for adding, multiplying, integrating and differentiating specific experiments, give practice in calculating scale factors, choice of time scales, machine equation and block diagrams, phase inverting amplifiers, use of parallel inputs, solution of simple differential equation. We show you how you can build computers at home. Texts discuss theory and design of computer elements, network and operational amplifiers, multiplication and function generation. This is your best and only comprehensive introduction to ANALOG COMPUTERS. Each course is a complete introduction to the subject with all necessary instructional material and parts. Course, Manuals, postpaid. C3- **\$28.00**



Block diagram for a simple integrating circuit.

New! WRIST RADIO weighs 2.5 oz.



All-transistor wrist radio receiver

A broadcast band all-transistor wrist radio has been designed with r-f reflex circuit to provide good selectivity and sensitivity. Three transistors are used which require 4.5 ma total battery current and five button-size mercury cells last up to 100 hours. The receiver features a 2-stage transformer-coupled audio amplifier and a no-whistle regenerative circuit. A high quality hearing aid receiver allows for private listening. Printed circuitry is used throughout. Band coverage is 550 to 1600 kc. Its small size (2 3/4 in. long, 1 1/4 in. wide and 3/4 in. thick) and weight (2.5 oz. with batteries) make it well suited for wearing on the wrist or in a shirt pocket. Completely assembled with all batteries. Postpaid. R1- **\$29.95**

Order Now!

Oliver Garfield Co., Dept. PE-106
126 Lexington Avenue
New York 16, New York

Please send me:

- K1 — \$ 19.95 Postpaid
\$ 20.95 West of Mississippi
\$ 21.95 Outside U. S.
- PL1 — \$ 2.00 Postpaid
- L1 — \$ 49.95 F.O.B. N. Y.
- L2 — \$135.00 F.O.B. N. Y.
- C1 — \$ 22.00 Postpaid
- C2 — \$ 28.00 Postpaid
- C3 — \$ 28.00 Postpaid
- R1 — \$ 29.95 Postpaid

Check, Cash or Money Order is enclosed. My name and address are attached.

DEALER INQUIRIES INVITED



OLIVER GARFIELD COMPANY
126 Lexington Avenue, New York 16, New York

Carl & Jerry (Continued from page 20)

metal lid of the trunk. All this car has to do is park along the highway and take speed readings. When a 'live prospect' shoots past, the radar car radios to a patrol car waiting about a mile down the highway, and he picks up the speeder. Well, here comes the truck; let's go over and see what kind of a reading it gives."

The boys moved over to the black car and watched the meter on the dash as the truck went spluttering by. The pointer rose sluggishly to a reading of thirty-five miles per hour.

"That's all that crate will do," Jim announced, as he drove back and parked the truck. "I had my foot clear down in the fan. My old man must have rocks in his head if he thinks that's a good car."

"I don't get it," the radar operator behind the wheel said to the other. "This thing never was wrong before. I still say we give the old gentleman a ticket—hey!" he broke off, "look at the meter."

SURE ENOUGH, the meter on the dash was jumping crazily about. Jerry's glance went from it to his Aunt Enid busily sweeping the immaculate front porch. (As every woman knows, a broom is a wonderful excuse for staying within

earshot and eyesight of any interesting event!) As her broom nudged the coaxial cable, the dish antenna wobbled back and forth.


"Watch that meter a moment while I do something up on the porch," Jerry suggested to the men in the car. Running to the u.h.f. transmitter, he swept the invisible beam from the antenna back and forth across the trunk of the black car.

"That's what's doing it!" one of the men called. "What you got up there anyway?"

Carl and Jerry explained that the transmitter they were using was supposed to be in the 2300-2450 mc. ham band, but that since they had no extremely accurate frequency-measuring equipment at this frequency, the transmitter had drifted down very close to the 2455-mc. frequency of the radar transmitter. The difference in frequency was just enough to give a good reading on the speed indicator.

"Well, that's one for the book," the man behind the wheel said, tearing up the speeding ticket he had started to write. "Of all the places we had to set up our operation, we had to pick this one directly in the path of your beam. Pop, I'm sorry for all the hard time we've given you."

"That's all right, young man; we're all wrong at one time or another," the little man with the goatee said pleasantly; "but



FOR THE "DO-IT-YOURSELF" MAN!

TRANSMITTER UNIT

For Model Radio Control Use

MODEL RC-100 (BATTERY OPERATED)

Measuring $3\frac{1}{8}$ " x 4", the Model RC-100 Transmitter Unit is designed for coupling maximum power into the antenna to obtain LONGER RANGE of model control.

With Snap-On connections, the Unit has printed circuit; uses 3A5 tube in oscillator-multiplier circuit.

• THE MOST ECONOMICAL QUALITY TRANSMITTER ON THE MARKET!

Crystal controlled on 27,255 M.C. Available in low price kit form; easily assembled, with complete step-by-step instructions in each Unit.

Parts supplied as illustrated. In addition, requires batteries, any convenient carrying case, and simple whip antenna.

Kit Form (Includes tube and crystal Unit less batteries) **\$9.95**

Wired and Tested (includes tube and crystal but less batteries) **\$13.95**

HOW TO ORDER: For fastest possible service, RC-100 Transmitter Unit (or kit) are sold direct. When cash accompanies order, International prepays postage. Otherwise, shipment made C.O.D.

**International
CRYSTAL MFG. CO. Inc.**

18 N. LEE PHONE FO 5-1165 OKLAHOMA CITY, OKLA.



CARL E. SMITH, E. E.
President

Let us send you FREE the entire story on

HOW TO PASS YOUR FCC Commercial LICENSE EXAMS

GET YOUR FCC LICENSE IN A HURRY!

We can train you to pass your License Exams if you've had any practical experience — amateur, military, radio servicing, or other. Our proven plan can help put you on the road to success.

Your FCC ticket will be recognized by employers as proof of your technical ability.



MAIL COUPON NOW . . .

Get All 3 Books FREE!

We Guarantee* to train you until you receive Your FCC License

*See Free Catalog for complete details
Cleveland Institute training results in success with commercial FCC examinations . . . easily . . . and quickly

Here's Proof:

Name and Address	License	Time
Walter Eggers, Pacific Grove	1st	12 weeks
Paul Reichert, West Salem, Ohio	2nd	10 weeks
Harold Phipps, LaPorte, Indiana	1st	28 weeks
John H. Johnson, Boise City, Okla.	2nd	12 weeks
James Faint, Johnstown, Pa.	1st	26 weeks

(Names and addresses of trainees in your area sent on request)
Cleveland Institute training results in job offers like these:

Radio Operators & Technicians
American Airlines has openings for radio operators and radio mechanics. Operators start at \$334.53 per month. Radio mechanic's salary up to \$1.99 per hour. Periodic increases with opportunity for advancement. Many company benefits.

Electronic Technicians

Convair Electronics Department: Radio and Radar Mechanics, Electronics Technicians, and Junior Engineers are wanted for a special program on fire control development and installation. Beginning rate: \$365 and up.

And our trainees get good jobs

Electronics Technician

"I am now employed by the Collins Radio Company as a Lab Technician. (This job was listed in your bulletin.) I have used the information gathered from your course in so many ways and I know that my training with Cleveland Institute helped me a great deal to obtain the job."

Airlines

Charles D. Sindelar, Cedar Rapids, Iowa.

"I replied to the Job Opportunities you sent me and I am now a radio operator with American Airlines. You have my hearty recommendation for your training and your Job-Finding Service."


James A. Wright, Beltsville, Md.

Member National Home Study Council

MAIL COUPON NOW AND GET ALL 3 BOOKS FREE

Cleveland Institute of Radio Electronics

Desk PE-17, 4900 Euclid Bldg., Cleveland 3, Ohio.



Please send Free Booklet prepared to help me get ahead in Electronics. I have had training or experience in Electronics as indicated below:

- | | |
|---|---|
| <input type="checkbox"/> Military | <input type="checkbox"/> Broadcasting |
| <input type="checkbox"/> Radio-TV Servicing | <input type="checkbox"/> Home Experimenting |
| <input type="checkbox"/> Manufacturing | <input type="checkbox"/> Telephone Company |
| <input type="checkbox"/> Amateur Radio | <input type="checkbox"/> Other |

In what kind of work are you now engaged? _____

In what branch of Electronics are you interested? _____

Name _____ Age _____

Address _____

City _____ Zone _____ State _____

Special Tuition Rates to Members of Armed Forces

get **MORE**
for your **HI-FI**
MONEY
with *Bell*
AMPLIFIERS
and **TAPE**
RECORDERS



Model PM 22B5 — 10 Watt — \$49.95*

This new *Pacemaker*
is typical of remarkable
Bell value... and look at
all these features!

- ★ MORE OUTPUT ★ HIGHER FIDELITY
- ★ BUILT-IN PRE-AMP ★ HUM CONTROL
- ★ 20 TO 20,000 CYCLES ★ SEPARATE TONE CONTROLS

This new Pacemaker is only one of the many fine amplifiers and tape recorders manufactured by Bell Sound Systems, all offered at moderate prices.

You can plan your High Fidelity investment for much greater value by finding out more about what Bell offers to you.

Write for free, illustrated literature and discover for yourself how to get more for your money by buying Bell.

*Priced slightly higher Denver and West.

Yes! Tell me more about Bell High Fidelity Equipment, and the name of my nearest dealer.

Name _____

Address _____

City _____ Zone _____ State _____

BELL SOUND SYSTEMS, Inc.

A Subsidiary of Thompson Products, Inc.

555 MARION ROAD COLUMBUS 7, OHIO

Carl & Jerry (Continued from page 24)

I feel I owe these boys a favor. How about giving you a lift back to town if you're ready to go? You can put your bikes in back."

The boys promptly took him up on the offer, and soon they were chugging down the road. After they had gone about a mile, the little old man took a cautious look in his rear-view mirror, then reached over to the right side of the dash and gave a shiny knob there a practiced turn counterclockwise. Instantly the popping motor smoothed out and the truck plunged forward on the road.

"These young whipper-snappers don't savvy a combination choke and carburetor control any more than a redskin used to savvy the hindsight on a rifle," the old fellow said with a cackling laugh. "Fact is, most of the young ones don't know what a hand-choke is, let alone a dash-mounted carburetor control. When I saw that patrol car take out after me, I just leaned over and cut Betsy's gas down until she would barely run. That's why the officer could only get thirty-five out of her. Shucks, with her Fronty head and special camshaft, she'll hit seventy-five without a bit of trouble."

CARL AND JERRY made no comment. When the old man let them out at their homes, he insisted that each accept a large watermelon. As he drove off, Carl turned to his pal and said slowly:

"Jer, I feel kind of funny. I'm not at all sure but that we helped defeat 'due process of law' today."

"Neither am I. On the other hand, maybe our transmitter did get into the act. We'll never know. Let's go in and eat watermelon while we brood about it!" —30—






MODEL S-38D
\$49.95

COVERAGE: Standard Broadcast from 540-1650 kc plus international reception on 3 Short-Wave Bands covering 1650 kc—32 Mc.

The radioman's idea of radio . . . This famous Hallicrafters' radio, now with smart new styling, amazes even the experts with its superior performance. Featuring the same skillful engineering found in much higher priced communications sets make the S-38D ideal for the Short-Wave listener or new radio amateur.



MODEL S-94 or S-95
\$59.95

COVERAGE: S-94: 30-50 Mc—S-95: 152-173 Mc

For the thrill of emergency radio—Police, Fire . . . Two new high performance receivers replacing the popular Hallicrafters S-81 and S-82. Compact, easy-to-operate and covers police, fire, taxicab, bus, railroad, private telephone mobile, forestry and other industrial and emergency-service communications operating within models' frequencies. Newly engineered FM chassis provides low frequency drift and high signal-to-noise ratio.

for hams • novices • short wave listeners...



MODEL S-53A
\$89.95

COVERAGE: Standard Broadcast from 540-1630 kc plus four Short-Wave bands over 2.5—31 and 48—54.5 Mc.

FEATURES: Large easy-to-read overseas dial with international stations clearly marked. Electrical bandspread and logging scale. Five inch built-in PM speaker, jacks for headphones plus phonograph jack. Temperature compensated to reduce fading due to frequency shift. Two stages of i.f.




MODEL S-85 or S-86
\$119.95

COVERAGE: Broadcast band 540-1680 kc plus three S/W bands 1680 kc—34 Mc.

This newly engineered Hallicrafters receiver has the 10, 11, 15, 20, 40 and 80 meter amateur bands calibrated on large easy-to-read dial. Over 1000° of calibrated bandspread for better selectivity on ham bands. Husky, full sized unit features separate bandspread tuning condenser and built-in PM 5" speaker.

world wide enjoyment is yours with hallicrafters ...at everybody's price!




MODEL SX-96
\$249.95
Matching R-46B
Speaker \$17.95

COVERAGE: Standard Broadcast; 538-1580 kc; Three S/W Bands, 1720 kc-34 Mc. Band 1: 538 kc-1580 kc—Band 2: 1720 kc-4.9 Mc—Band 3: 4.6 Mc-13 Mc—Band 4: 12 Mc-34 Mc.

TYPE OF SIGNALS: AM-CW-SSB

FEATURES: Precision gear drives are used on both main tuning and band spread dials.

Most talked about receiver on the air . . . This Hallicrafters double conversion selectable side band receiver offers major improvements in stability by the addition of temperature compensation in the high frequency oscillator circuits and the use of crystal controlled second conversion oscillators. Hallicrafters highly selectable 50 kc i-f system is used in this new precision-built receiver.



MODEL SX-99
\$149.95
Matching R-46B
Speaker \$17.95

COVERAGE: Broadcast Band 540-1680 kc plus three Short-Wave Bands covers 1680 kc-34 Mc. Packed with all the features most in demand by the DX enthusiast, this model is a real stand-out in its price range. The large, very easy to read dial features over 1000 degrees of calibrated bandspread through the 10, 11, 15, 20, 40 and 80 meter amateur bands. Incorporated in the advanced design are such much-wanted components as an "S" meter, a separate bandspread tuning condenser, a crystal filter and an antenna trimmer. Grey-black steel and brushed chrome cabinet is perfectly styled for appearance and function.

LEARN basic electricity electronics

THE EASY "PICTURE BOOK" WAY!



Just Released: The fabulous
ILLUSTRATED Training Course
now used by the U. S. Navy!

You Learn by Pictures

Over 25,000 Navy trainees have already learned Basic Electricity and Basic Electronics this easy, "Picture Book" way! Now, for the first time, YOU can master the basics of Electricity and Electronics with this same "Learn-by-Pictures" training course! Over 1,700 simple, easy-to-understand drawings explain every section—these "teaching" pictures actually make up more than half the entire course! No other Basic Electricity or Basic Electronics course in America uses this revolutionary illustrative technique! You learn faster and easier than you'd dream possible!

A Complete Idea on Every Page

Here's how this easy, illustrated course works: every page covers one complete idea! There's at least one big illustration on that same page to explain it! What's more, an imaginary instructor stands figuratively at your elbow, doing "demonstrations" that make it even easier for you to understand. Then, at the end of every section, you'll find review pages that highlight the important topics you've just covered. You build a thorough, step-by-step knowledge at your own pace—as fast as you yourself want to go!

Everyday English—A Course Anyone Can Understand

Sponsored by the Navy to turn out trained technicians in record time, this modern course presents Basic Electricity and Basic Electronics in a simple way that everyone can grasp—regardless of previous education! Every phase is made instantly clear—explained in plain, down to earth English—with hundreds of easy-to-understand illustrations to help you!

10 Complete Volumes

Volumes 1 and 2 of "Basic Electricity" cover DC components and circuits; Volumes 3 and 4 cover AC components and circuits; Volume 5 covers AC and DC motors and machinery. Volume 1 of "Basic Electronics" covers Diodes and Power Supplies; Vols. 2 and 3 cover Amplifiers and Oscillators; Vols. 4 and 5 cover Transmitters and Receivers.

Home Study Without Correspondence

This course is so different, so complete—there's no need for the usual letter writing, question and answer correspondence! Learn at home—at your own pace!

10 Day Examination—Money Back Guarantee

Send today for these exciting new training courses—you risk nothing! When you receive the volumes, examine them in your own home for 10 full days. If, at the end of that time, you're not completely satisfied, simply return the books to us and we'll gladly refund your full purchase price! Total cost for either 5-volume course is only \$9.00! In Canada, prices approximately 5% higher.

ORDER TODAY!

These books are sold by electronics parts jobbers and book stores. If YOUR dealer doesn't have these books, mail this coupon to us!

JOHN F. RIDER PUBLISHER, INC.
480 Canal Street, N. Y. C.

I have enclosed \$..... Please send me
 5-vol. Basic Electricity set @ \$9 set
 5-vol. Basic Electronics set @ \$9 set
 Both sets. I understand I may return the books in 10 days, and receive a complete refund of the full purchase price if I am not satisfied.
 Add state or city sales tax where applicable.

Name.....
 Address.....
 City & State..... P-10A

LETTERS FROM OUR READERS

Reply to Plastic Request

■ In response to the helping hand requested by J. Jecmen (June, 1956, issue, p. 28) on how to seal documents in plastics via electronics, I would suggest staying away from such methods. It takes too much r.f. power to seal small lines, let alone a large flat area. Also it is hard to do as the "target area" is always varying size.

Just plain heat is sufficient. I have found that I can operate very economically with a 10" x 12" press and a 30-hp. boiler.

PLASTICS BY CHAPMAN
Berkeley, Cal.

Use for Proximity Detector

■ There are times when truck drivers and people in automobiles find it impossible to see objects when they are backing their cars or trucks into tight places. Why not develop a capacity-operated relay using transistors so that when you are close to an object a bell will ring or light will blink?

MAURICE L. LAROSE
Los Angeles, Calif.

Whether or not the exact device you propose can be built is open to question. It would seem as though it might be feasible if the "sensitive" areas could be restricted to the bumpers. Readers might like to try their hands at this project using a circuit similar to the Proximity Detector described in our April, 1956 issue on page 65.

Transistorized FM Receiver

■ Did you ever print a circuit for a transistorized FM receiver? Are there any transistorized FM receivers marketed, such as kits or pocket receivers?

E. L. DOERRER
Tinley Park, Ill.

This question is frequently asked and can only be answered in the negative. There are no FM transistorized receivers on the market at this writing. There is, however, a possibility of such equipment within the near future. Undoubtedly a step in that direction took place with the development of the new Regency short-wave converter featured on our September cover. This converter uses the Philco surface barrier transistor.


Phone Patching

■ I wonder if you might publish some material on phone patches. I would like to build one of my own.

THOMAS LITTY, KN6RAD
Los Angeles, Calif.

Well, Tom, there is a lot to be said for and against phone patches. Incidentally, for those

ATTENTION: MEN 17 to 55




Does your present job offer advancement?

PREPARE NOW AT HOME FOR A PROFITABLE CAREER IN

AUTOMATION ELECTRONICS!

PRACTICAL NEW TRAINING METHOD IS THOROUGH, DOWN-TO-EARTH!



In plant after plant, many machines are being designed to run themselves. This is called "Automation." The jobs of some men who used to run these machines are gradually disappearing. Every year sees more changes; more unskilled jobs being replaced. But it's making many new jobs too—goodpay, solid-future jobs in plants, offices and elsewhere—for men who are trained in Automation Electronics.


started toward many wonderful and exciting opportunities. You have nothing to lose—and much to gain. Send that coupon now so we can tell you about it.

NOW IS THE TIME TO GET YOUR TRAINING
The design, operation and maintenance of controls that regulate the new "automatic equipment," is a promising field of the future. It's still uncrowded. There's time to get in on the ground floor if you act now.

MANY SUCCESSFUL GRADUATES
For 25 years, DTI has been building men for better jobs. Our files contain many letters from men who have won success in electronics and who give much credit to their DTI training.

NO PREVIOUS TECHNICAL TRAINING NEEDED
Many men 17 to 55, regardless of present job, even men without previous technical training or advanced education, can train for good jobs in Automation Electronics. DeVry Technical Institute offers effective training in your own home with movies, plenty of practical equipment and easy-to-read texts. Or get all of your training in DeVry's large well-equipped training laboratories in Chicago... one of the finest of its kind!

GET INTERESTING NEW BOOKLET
The interesting story of "Automation and YOU" is yours for the asking. Simply fill in and mail the coupon. See how DeVry's training programs may prepare YOU for a start in this coming new field.



WE HELP YOU GET STARTED IN THE FIELD
When you've completed the DTI training, you'll have the know-how—the practical training you need to hold down a good job in Automation. Our effective Employment Service will help you get



GET THIS BOOKLET FREE

One of America's Foremost Electronics Training Centers



Member of National Home Study Council

DEVRY TECHNICAL INSTITUTE
CHICAGO 41, ILLINOIS
FORMERLY
DEFOREST'S TRAINING, INC.


DEVRY TECHNICAL INSTITUTE, Dept. PE-10-AM
4141 Belmont Avenue, Chicago 41, Ill.

I would like further information about the newer Electronic opportunities in AUTOMATION, also facts on how you may help me to prepare.

Name _____ Age _____
Please Print
 Street _____ Apt. _____
 City _____ Zone _____ State _____
 1040 **DTI's training is available in Canada**

LOOK

what \$35⁹⁰ buys...



New EMC Model 209

TUBE TESTER AND REJUVENATOR*

"YOU CAN HOLD THIS MINIATURIZED INSTRUMENT IN ONE HAND... a revolutionary new development, it gives fast, absolutely accurate checks for tube quality, shorts, leakages, continuity, and opens on all modern and future tubes... uses standard emission test for quick readings on modern, 3 1/2" plastic meter... flexible switching system prevents obsolescence. This professional instrument also rejuvenates picture tubes with the Model CRA (Picture Tube Test Adaptor)*... specially designed by advanced engineering techniques, its handy size (6 3/4" x 7 1/2" x 4") makes it ideal for home calls."

EMC Model 209 (as illustrated in Hammertone metal case) **\$35.90**



In oak carrying case **38.50**
Kit form **25.90**

Complete with plastic-covered, detailed instruction book and tube listings.

*EMC Model CRA (Picture Tube Adaptor) **4.50**

Yes, send me full technical information about Model 209 and a complete catalog of other EMC Instruments. PE-10

NAME _____
STREET _____
CITY _____ STATE _____

EMC ELECTRONIC MEASUREMENTS CORP.
280 LAFAYETTE STREET
NEW YORK 12, NEW YORK
EXPORT DEPT - 370 BROADWAY - N. Y. 13, N. Y.

readers who might misunderstand the term, it refers to methods of electronically intercepting phone messages without direct connections to the phone. We feel that there are a lot of potential misuses for phone patches and would rather not publish plans on constructing them.

Radiotelephone Mix-Up

■ We read with interest the article by Elbert Robberson in your August issue called "You Can Phone From Your Boat." However, I would like to point out that the equipment shown on



page 93 and described as being produced by the Raytheon Co. is actually RCA Radiomarine's ET-8059 "Golden Sentry."

K. V. HAYES
New York, N.Y.

Help for Mr. Grenier

■ In answer to "How to Make the Invisible Visible," I would suggest rubbing the tube envelope in one's hair. Sometimes a very light coat of oil and dust will make the numbers on the tube legible when held up to the light.

CHRIS BEDNAREK, K2RAG
Cambridge Heights, N.Y.

■ If you use the old method of breathing on the tube, I suggest that it be put into a freezer or refrigerator beforehand. This cooling of the tube will make the numbers legible if the process is repeated several times.

IAN McMILLAN
Orangeville, Ont.

■ Almost without exception, it is possible to make tube numbers legible by simply drying the tube in common iodine. On extraordinarily bad tubes, good results can be obtained by heating iodine crystals in a test tube and letting the fumes bathe the tube in question.

MERON R. STANLEY
Nokomis, Ill.

The methods mentioned above seem to be agreed upon by a large number of our readers. Our thanks to the many who did write in and whose letters or cards we were unable to mention due to space limitations.

Instructions Wanted


■ I have an old Model 501 Supreme tube tester and have lost the instruction papers. The manufacturers have been unable to replace them since

Always say you saw it in—POPULAR ELECTRONICS

Join the Thousands of Central-Trained Technicians
Now Enjoying **HIGH-PAY CAREERS** in...

GUIDED MISSILES—AUTOMATION

**ELECTRONICS
TELEVISION
RADIO**



Outstanding Employment Opportunities Open to Central Graduates!

No matter what you're doing now . . . whether you've ever had previous technical experience or not, you can begin right now to prepare for a great career in these fascinating, rewarding fields!

Capitalize on the fact that Central's nationally recognized, proven training methods, top instructors and long record of educational achievement have put Central-trained men in high demand throughout America! . . . that Central's graduates are periodically interviewed and employed by many of the Country's foremost industrial giants and leading employers of electronics specialists. Hundreds of radio and TV stations look to Central as a reliable source for competent, thoroughly trained technicians . . . and the nation's major airlines and aircraft manufacturers have hired hundreds of Central-trained technicians for important communications and electronics positions.

3 Proven Training Plans

1. HOME STUDY COURSE (with 9 kits of equipment)—Qualifies you for diploma, FCC license exam, and a variety of electronics jobs (or transfer into advanced resident training).

2. HOME STUDY—RESIDENT COURSE (with 9 kits of equipment)—Home study, followed by short period of resident training. Qualifies you for diploma, FCC license exam, and a wide variety of positions (or continue with advanced resident training). An ECPI-accredited engineering technician program.

3. FULL RESIDENT COURSE—Qualifies you for Associate of Science (A.S.) degree and top-pay employment opportunities as Electronics Engineering Technician. An ECPI-accredited engineering technician program. Part-time employment opportunities available for students while training.

How Central's "Progressive Plan" Will Pay Off for YOU!

Central's complete, accredited training is designed to get you the technical job you want . . . in the shortest possible time! Through Central's "Progressive Plan" of study, as you complete each phase of training your earning capacity goes higher! How far "up the ladder" you want to go is entirely up to you. A few short weeks of training prepares you for certain basic jobs. Then, with every additional phase of training you complete, you qualify for more advanced types of positions that command higher salaries. You can settle for any of a wide variety of well-paid, worthwhile jobs along the line . . . or you can use Central's complete training to advance right up to the top-level, top-pay positions! *Don't limit yourself!* Get the facts on Central's complete training. Mail the coupon today!

VETERANS Central offers courses approved under G. I. Bill

Mail Coupon for
FREE BOOK

YOUR FUTURE
IN
ELECTRONICS

CENTRAL TECHNICAL INSTITUTE

Dept. A-106 1644 Wyandotte St.
Kansas City 8, Missouri

Tell me more about how you can qualify me for a high-pay Electronics career.

Name..... Age.....

Address..... Phone.....

City, State..... County.....

If Korean vet., give approx. discharge date.....

NOW FOR THE FIRST TIME

BUILD A
MILITARY
APPROVED
UNIT

IN
KIT
FORM

V-O-MA Multimeter Kit
MODEL M-1

"POCKETESTER"

Build a Unit We
Manufactured by the
Thousands for the Army

COMPARE
THESE FEATURES



\$17⁵⁰
NET

- Complete with cable harnesses
- 1% Resistors—precut and bent
- Simple, easy assembly
- Test leads included
- Sturdy Vinyl Carrying Case
- Dual Color Meter Scale
- Military Accuracy Assured

14 VERSATILE RANGES MEASURE

VOLTAGE: 0.2-5000 Volts AC-DC

RESISTANCE: 1-500,000 Ohms

CURRENT: 0.2-100 Milliampers

ATTENTION ELECTRICIANS: NEW—UNIQUE
MODEL M-2

"POWERTESTER"

DESIGNED TO TEST ALL POWER CIRCUITS
CLIP ON AMPERE PROBE AND TEST LEADS
STURDY VINYL CARRYING CASE INCLUDED

- 3 AC-DC Voltage Ranges
Measure 1-500 Volts
- 3 Current Ranges
Measure 0.1-50 Amperes
- 3 Resistance Ranges
Measure 0.2-1,000,000 Ohms

A Top
Quality Unit

\$59⁵⁰
NET

Assembled,
wired and
tested

**ATOMIC
ENGINEERING
CORPORATION**

Manufacturers of quality uranium exploration and electronic equipment.

Box 1701 Station P

Grand Junction, Colo.

My Check _____ Money order _____ for \$ _____ enclosed. _____
Please send prepaid _____ M-1 Kits _____ M-2. Send _____
C.O.D. (Not prepaid) _____

NAME _____
ADDRESS _____
CITY _____ ZONE _____ STATE _____

this model is no longer in production. Can anyone lend me a set of instructions so that I can copy them?

RICHARD MATZNER
Rt. #1, Box 599Z
Fl. Worth, Texas

Pen Pals

■ Can you put my name down for some pen pals interested in SWL'ing?

ARNOLD GREENFIELD
New York, N.Y.

Arnold, you'll find the newest member of the Ziff-Davis publishing family your answer. It is called "PEN PALS" and will appear on the newsstands throughout the country on October 11th. It will contain 1500 names of people interested in ham radio, tape correspondence, photography, etc. Each name and address represents someone who enjoys getting and writing letters. Suggest you stop and pick up a copy. You'll also see some very interesting feature articles by famous personalities.

-30-

OCTOBER IS ABC MONTH

IN ALL PROBABILITY, most of our readers will have noticed the "ABC" insigne which appears on page 3 of each issue. As some may know, it means that POPULAR ELECTRONICS is numbered among those magazines which have qualified as members of the Audit Bureau of Circulations. To a few others, "ABC" and "Audit Bureau of Circulations" may be meaningless technical terms. Actually, they are very far from that, and since October is "ABC Month," we have allocated space to tell you about this insigne.

The ABC insigne is a measure of service and a mark of integrity to both buyers and sellers of advertising space, for it means fairness and honorable dealing with advertisers and readers alike. Through the Audit Bureau of Circulations, the advertiser gains accurate information as to who reads POPULAR ELECTRONICS. This information is in the form of a net paid circulation figure (an average over a short period or small number of consecutive issues).

To gain circulation that will meet the standards established by the unique non-profit ABC, we must consistently publish a magazine that is steadily bettering its articles and features for the benefit of our readers. Reader acceptance means more newsstand buyers, more subscribers and more renewals. If we are doing a thorough and capable job, the ABC audit reports will reflect our efforts with an increased paid circulation figure.

POPULAR ELECTRONICS is pleased to join 3700 advertisers, advertising agencies and publishers displaying the ABC symbol—the mark of integrity in reporting circulation facts.

-30-

NOW! SAVE up to 50%

BUILD YOUR OWN

E-V HIGH FIDELITY Speaker Enclosure



EVERY PIECE PRECUT

in *Ready-to-Assemble* **KITS**

Now you can own an acoustically correct *Electro-Voice* high-fidelity folded-horn speaker enclosure for your home music system and *save up to one-half!* Build it yourself...seven models to choose from...wall types...corner types...for full range loudspeaker...for separate two, three and four-way speaker systems.

All parts are pre-cut—ready to assemble. Exterior surfaces are clear-grained birch. Easy, step-by-step instructions show you how to "Do-it-Yourself."


Beautiful furniture finish is easily obtained with an E-V Finishing Kit.* E-V Decorative Trim Kit* adds the final touch. (*Available separately.)



See your E-V Hi-Fi Distributor for Construction Books and K-D Kits —or write for Bulletin 211. E610

Electro-Voice®

ELECTRO-VOICE INC. • BUCHANAN, MICH.



THE PATRICIAN IV KIT. An interior assembly kit for those desiring the finest. This augmented design of the Klipsch corner folded-horn bass section delivers an added full octave of bass. Designed for use with E-V Model 103C Patrician IV four-way driver components or to be decorated as you choose. Finished size: 57½ in. high, 34½ in. wide, 26¾ in. deep. Shpg. wt. 150 lb.

Model KD1 Net, \$99.00



THE BARONET KIT. Phenomenal reproducer for such small size. This folded-horn corner enclosure is designed for use with E-V Model SP8B 8-in. Radax speaker. E-V T35 or T35B Super Sonax UHF driver can be added for a separate two-way system. Finished size: 23 in. high, 14 in. wide, 13 in. deep. Shpg. wt. 24 lb.

Model KD7 Net, \$24.00



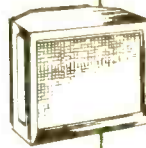
THE ARISTOCRAT KIT. Folded-horn corner enclosure designed for 12-in. speakers and separate 2 and 3-way systems. For use with Electro-Voice SP12 or SP12B coaxial speakers, 12TRX or 12TRXB triaxial reproducers, and 108, 111 2-way and 108A, 111A 3-way systems. Smooth reproduction down to 35 cps, with remarkable purity and efficiency. Finished size: 29¾ in. high, 19 in. wide, 15¾ in. deep. Shpg. wt. 37 lb.

Model KD6 Net, \$36.00




THE EMPIRE KIT. Economical, folded-horn enclosure for use in a corner or flat against one wall. Designed for 15-in. speakers and separate 2 and 3-way systems. Particularly effective when used with SP15B coaxial speaker, 15TRXB triaxial reproducer, or 116 2-way or 116A 3-way system. Recommended components for Regency kit may also be employed. Finished size: 29¾ in. high, 32 in. wide, 16 in. deep. Shpg. wt. 45 lb.

Model KD5 Net, \$48.00



THE REGENCY KIT. Most popular low-boy style folded-horn enclosure that can be used in corner or flat against one wall. Improves the bass range and response of any 15-in. speaker. Makes an outstandingly efficient reproducer when used with E-V SP15 coaxial speaker, 15TRX triaxial reproducer or 114A 2-way or 114B 3-way system. Finished size: 29¾ in. high, 33½ in. wide, 19 in. deep. Shpg. wt. 70 lb.

Model KD4 Net, \$69.00



THE CENTURION KIT. Four-way system folded-horn, corner enclosure. Uses exclusive E-V "W" type single-path indirect radiator for propagation of extended bass. Sealed cavity behind 15 in. low-frequency driver cone promotes superlative transient response, subdues cone excursions, lowers distortion. For use with E-V Model 105 or Model 117 package of driver components. Finished size: 42½ in. high, 29 in. wide, 22½ in. deep. Shpg. wt. 75 lb.

Model KD3 Net, \$79.00



THE GEORGIAN KIT. An interior assembly kit that creates authentic Klipsch indirect radiator type corner folded-horn bass section for 15 in. 4-way speaker system. Exceeded in range only by the Patrician IV. For use with E-V Model 105 or Model 117 package of 4-way driver components. For built-in installations or to be decorated as you choose. Finished size: 38½ in. high, 26¾ in. wide, 22½ in. deep. Shpg. wt. 88 lb.

Model KD2 Net, \$58.00

TRAINED MEN NEEDED!

BIG PAY!—GOOD FUTURE!

- DIESEL ELECTRONICS
 AUTO AUTOMATION

NEVER BEFORE has the opportunity been so good for the properly trained mechanic and technician to step into BIG PAY POSITIONS with rapid advancement and future security virtually assured.

YOUR SUCCESS depends on the quality of training you receive, and the reputation of the school you attend.

YOUR GUARANTEE we are giving the best in mechanical and technical training is proved by the fact . . . we have a waiting list of good pay positions for our graduates, with leading companies throughout the United States.

RESIDENT SHOP TRAINING is easier and costs less than you may think! We provide you with housing and part-time jobs while in school, plus free nation-wide placement service for graduates.

Check subject above in which you are interested and mail for

FREE BOOKLET

Your Future
in
ELECTRONICS
AND
AUTOMATION

BAILEY

Technical Schools

Veteran Approved

1626 S. Grand, St. Louis 4, Mo.

Your Future
in
DIESEL and
AUTO
MECHANICS

Name _____ Age _____
 Street _____
 Town _____ Zone _____ State _____

NOW! Custom Install your own Hi-Fi Recorder

Low Cost! Plugs into any amplifier & speaker



Staff OK Tested by Tape Recording Magazine

Tape mechanism has sensational UniMagic control, 2-speed record and playback, instant, automatic braking, special record-playback and erase heads. Matching preamplifier—Response: 50-12000 cps ± 3 db, signal-noise ratio 47 db. Professional controls include illuminated VU recording meter. Finished in brushed copper and jet black. Carries famous Pentron warranty. TM-56 tape mechanism \$89.95 list. P-4 preamplifier \$79.95 list.

Write for FREE Bulletin . . . Name of Nearest Dealer!

PENTRON

The Pentron Corporation
 767 S. Tripp Ave.
 Chicago 24, Ill.
 Canada: Atlas Radio, Ltd., Toronto

AT LAST! ONE Book Gives You ALL The Facts On ALL

TRANSISTORS

Completely Covers Every Transistor Made . . . Diagrams
Over 200 Different Circuits . . . Eliminates Guesswork!

Now, for the first time, you can get full facts on every type of transistor circuit—all from one book! Completely covers control circuits, amplifiers, receivers, test instruments, wiring techniques, special purpose circuits and much more. 430 fact-packed pages; more than 200 circuit diagrams; dozens of how-to-do-it illustrations. Coyne's new TRANSISTOR CIRCUIT HANDBOOK is a quick, easy on-the-job reference book that covers in full detail just about every type of application involving transistors—the tiny, amazingly versatile successor to vacuum tubes. Every major transistor manufacturer has contributed circuit and component data to this book.

YOURS ON 7 DAY FREE TRIAL!

You must see Coyne's TRANSISTOR CIRCUIT HANDBOOK to believe that one book can contain such complete, easy-to-understand information. So we'll send you a copy for FREE trial! Send no money. Just mail the coupon. TRANSISTOR HANDBOOK will be rushed to you at once. After 7 days, send either \$4.95 (plus postage) or return the book and owe nothing. Send coupon TODAY!

First & Only
Book of its Kind!



JUST
OUT!

Complete!
Down to Cases!

FREE TRIAL OFFER COUPON

Educational Book Publishing Division
 COYNE ELECTRICAL SCHOOL, Dept. A6-PE
 500 S. Paulina St., Chicago 12, Ill.

O. K.! Rush your complete new "TRANSISTOR CIRCUIT HANDBOOK" for 7 days' FREE TRIAL per your offer.

Name _____ Age _____
 Address _____
 City _____ Zone _____ State _____

Where Employed _____
 Check here if you are enclosing \$4.95. We pay postage. 7-day money back guarantee.

MEET THE AUTHOR

This great new TRANSISTOR CIRCUIT HANDBOOK was written by Louis E. Garner, Jr., one of the country's foremost authorities on transistors. He is an engineer, technical consultant and experienced writer who has the ability to make even the most difficult subject easy to understand. You'll find Mr. Garner's TRANSISTOR CIRCUIT HANDBOOK is down to cases, up to the minute. Send for it now, on our FREE trial offer!

ALL THESE FACTS IN ONE VOLUME!

- Chap. 1. Transistor Construction, & Types
- Chap. 2. Techniques, Care of Transistors
- Chap. 3. Transistor Components
- Chap. 4. Amplifiers
- Chap. 5. Oscillators
- Chap. 6. Special Purpose Circuits
- Chap. 7. Audio Uses of Transistors
- Chap. 8. Transistor R.F. Application
- Chap. 9. Transistor Test Instruments
- Chap. 10. Controls and Gadgets
- Chap. 11. Transistor Characteristics and Mfrs.
- Chap. 12. Definitions & Design Formulas
- Chap. 13. Special Techniques, New Developments
- Chap. 14. Technical Papers, Patents

Educational Book Publishing Division
COYNE ELECTRICAL SCHOOL
 500 S. Paulina St., Dept. A6-PE, Chicago 12, Ill.

Excitingly new

"LIVING SOUND" IS YOURS TO ENJOY
WITH NORELCO *F.R.S.*

FULL RESONANCE TWIN-CONE SPEAKERS

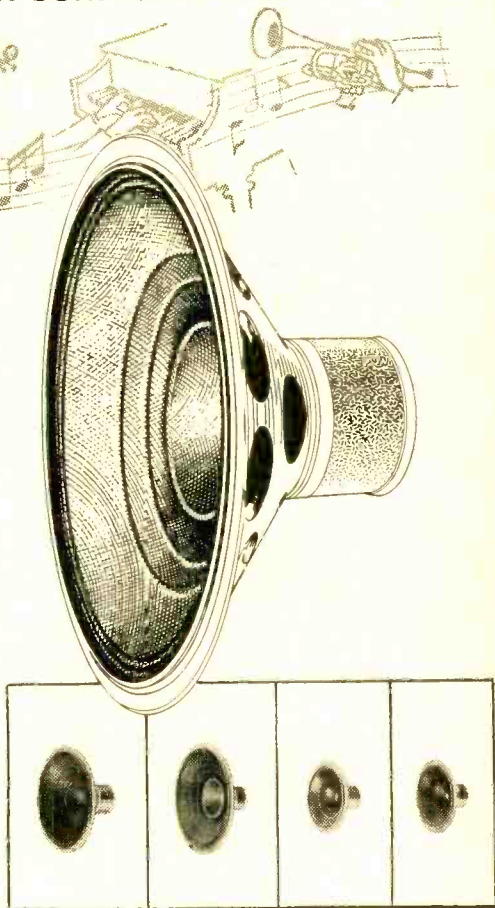


High fidelity and tonal qualities associated with expensive multi-unit speaker systems— are similarly produced with new Norelco FRS Twin-Cone Speakers.

Norelco's exclusive Twin Cones are made from specially selected and matched materials— operated from the same magnet and voice coil —some covering an extremely wide range up to 20,000 c/s. Norelco's twin-cones are always in phase and operate in harmony—providing the same degree of efficiency under all conditions.

Unequalled manufacturing precision and quality is inherent in all Norelco speakers. All component materials—including magnets, wire and even cone materials—are manufactured and assembled by Philips to suit a specific speaker design.

Many sizes in standard impedances are available from your dealer or send to Dept. N10 today for more details. Norelco FRS speakers are priced from \$59.98 to \$9.90 audiophile net.



Add to...and improve any sound system

with *Norelco*

*FULL RESONANCE SPEAKERS



NORTH AMERICAN PHILIPS CO., INC., 100 East 42nd Street, New York 17, N. Y.

Become an
Engineering Technician at
MSOE in Milwaukee



COMMUNICATIONS
(RADIO-TELEVISION)



**INDUSTRIAL
ELECTRONICS**



**ELECTRICAL
POWER**

Industries need five technicians for every professional engineer—and there is a critical shortage of both. Top jobs are waiting for well-trained men. Join the engineering team!

MSOE's unique educational program of technical institute and collegiate engineering courses offers you step by step advancement. You can become a qualified engineering technician in 18 months, ready to begin your career in industry. Or you may continue your studies, without loss of time or credit, to earn a Bachelor of Science degree in electrical engineering in 36 to 42 months. Prepare yourself for the opportunities ahead in one of these MSOE courses:

ENGINEERING TECHNICIAN COURSES:

Electronics Communications (radio-television) — 18 mos.
Electrical Power — 18 mos.

ELECTRICAL ENGINEERING B. S. DEGREE COURSES:

Communications option — 36 mos.
Power option — 36 mos.

MSOE also offers courses in mechanical engineering and technology.

MSOE's complete, modern facilities include specialized technical laboratories and equipment, visual aid theater, and amateur radio station. Fully accredited technical institute courses approved for veterans; 50,000 former students; excellent placement record for graduates.



4 TERM OPENINGS YEARLY
JANUARY, APRIL, JULY, SEPTEMBER

Clip and Mail Today!

**MILWAUKEE
SCHOOL OF ENGINEERING**

Dept. PE-1056, 1025 N. Milwaukee St. MS-37
Milwaukee 1, Wisconsin

Please send free information on:

- Communications Industrial Electronics
 Radio-Television Electrical Power

Name.....Age.....

Address.....

City and State.....

If veteran, give discharge date.....

POP'tronics
BOOKSHELF

"SIMPLIFIED RADIO SERVICING BY COMPARISON METHOD" by M. N. Beitman. Published by Supreme Publications, 1760 Balsam Rd., Highland Park, Ill. 92 pages. Paper bound. Price, \$1.50.

The author's "comparison method" for servicing receivers is a "quickie" technique based on an acquaintance with basic circuit types. This manual outlines the procedures and presents schematics, tube diagrams, and related data on a number of representative circuits. The approach is "practical" with little mention of theory or mathematics.

Recommended: as an aid to beginning service technicians.

"AMPLITUDE MODULATION" by Alexander Schure. Published by John F. Rider Publisher, Inc., 480 Canal St., New York 13, N. Y. 64 pages. Paper bound. Price, \$1.25.

Basic principles and circuitry for transmitting amplitude-modulated radio signals are explained in this book, another in the publisher's "Electronic Technology Series." Topics covered include plate, grid and cathode modulation, and AM checking and monitoring.

Recommended: for technicians and students as a handy reference guide.

"HI-FI SPEAKER SYSTEMS" published by Jensen Manufacturing Co., 6601 South Laramie Ave., Chicago 38, Ill. 36 pages. Paper bound. Price, 50 cents.

Plans and descriptions for 18 Jensen speaker systems, including enclosures, are presented in this manual. Suggestions for specific uses of one type or another are given to help the audiophile chose a system that meets his own needs. More than a mere listing of Jensen components and kits, this manual contains much "do-it-yourself" data.

Recommended: for hi-fi'ers who want to build their own speaker systems.

"APPLIED AUTOMATION" edited by James R. Custer. Published by Chilton Co. Publishers, Chestnut & 56 Sts., Philadelphia

FOR THE FIRST TIME IN HI-FI HISTORY...

cabinart pFK pre-finished Kits!

That's right! Now you can buy a loudspeaker enclosure in kit form whether you are a do-it-yourselfer or a don't-do-it-yourselfer. No more messing with shellac, furniture stain, varnish, wood putty, rags and the rest of the gookum... this time you really need only a screwdriver to assemble a superb piece of cabinart work with that supremely professional "CABINART" finish. Each enclosure comes with every outside piece pre-finished in beautiful hand-rubbed korina or mahogany veneers. The assembled kits are absolutely indistinguishable from their world-famous factory-assembled "CABINART" counterparts. Best of all, the money you would otherwise spend on finishing tools and materials more than makes up the price difference between a pre-finished kit and an unfinished kit.




Model FFK-120/15C

(pFK=Pre-Finished Kit)
Pre-finished kit version of the REBEL 4, Paul Klipsch-designed CABINART corner horn for 12" or 15" speaker systems.
pFK-12C, for 12" woofer drivers: Shipping Weight 42 lbs. \$48.00 net
Model K-12, unfinished kit version of same \$36.00 net
Model KR-12, factory-assembled and finished version of same \$69.00 net
pFK-15C, for 15" woofer drivers: Shipping Weight 48 lbs. \$58.00 net
Model K-15, unfinished kit version of same \$42.00 net
Model KR-15, factory-assembled and finished version of same \$87.00 net




Model PFK-300

(pFK=Pre-Finished Kit)
Pre-finished kit version of the REBEL 3, CABINART's famous Klipsch-designed corner horn for 15" speaker systems. Response down to nearly 30 cps.
Shipping Wt. 61 lbs. \$72.00 net
Model K-3, unfinished kit version of same \$49.50 net
Model KR-3, factory-assembled and finished version of same \$99.00 net




Model PFK-500

(pFK=Pre-Finished Kit)
Pre-finished kit version of the REBEL 5, the extra-compact CABINART corner horn designed by Paul Klipsch for 8" and 12" speaker systems.
Shipping Weight 34 lbs. \$36.00 net
Model K-5, factory-assembled and finished version of same \$48.00 net
Model K-S, unfinished kit version of same \$24.00 net



Model P-610/630

Pre-finished versions of the CABINART Model 61/63 kits (folded corner forms) for 12" and 15" speakers, respectively.
Model 61, for 12" speakers: Shipping Wt. 39 lbs. \$29.95 net
Model 61 unfinished kit version of same \$19.95 net
Model 63, for 15" speakers: Shipping Wt. 39 lbs. \$29.95 net
Model 63, unfinished kit version of same \$23.95 net



... and don't forget—

CABINART can supply you with 16 other hi-fi kits, 29 kinds of equipment cabinets, 4 matched speaker systems and 20 different hi-fi accessories.

cabinart

Write For Complete cabinart '57 Catalog

CABINART FURNITURE IS MANUFACTURED BY G & H WOOD PRODUCTS COMPANY, 99 NORTH 11 ST., BROOKLYN 11, N. Y.

39, Pa. 268 pages. Cloth bound. Price, \$7.50.

This book is a collection of articles originally published in the magazine *Automotive Industries*. Dealing with various phases of automation as applied to the manufacture of cars, the book addresses itself chiefly to the industrial engineer and describes in detail equipment used to make and automatically assemble parts. Electronic controls are also discussed.

Recommended: as a treatise on specialized aspects of automation.



"AUDEL'S TELEVISION SERVICE MANUAL" by Edwin P. Anderson. Published by Theo. Audel & Co., 49 West 23 St., New York 10, N. Y. 434 pages. Cloth bound. Price, \$2.00.

A publisher known for guidebooks and manuals covering various technical and industrial fields, Audel has brought out an excellent volume on TV sets. The approach is generally from the point of view of the practicing technician, but a goodly amount of theory is included in the form of discussions and schematic diagrams.

Plenty of "solid" information is packed into this lean volume. Basically a manual to aid in the diagnosis and correcting of TV receiver faults, it includes valuable data on many closely related fields, such as master antenna systems, broadcasting, and color

television. The text is clearly written; illustrations are abundant; the glossary at the end is highly useful; and the price is right!

Recommended: to technicians working with—or interested in—television.



"ALLIED'S ELECTRONICS DATA HANDBOOK" published by Allied Radio Corp., 100 North Western Ave., Chicago 80, Ill. 64 pages. Paper bound. Price, 35 cents.

This book is a collection of the most-often needed formulas and data used in radio and industrial electronics. Material is arranged for maximum convenience as a reference guide. Diagrams, tables, charts, and an index add to the book's usefulness.

Recommended: for experimenters and technicians at all levels.

Out of Tune

Economy Vacuum-Tube Voltmeter (*June, 1956, page 47*): In the wiring and pictorial schematics, the "Ohms Test Lead" is connected to the wrong side of the battery *B1*. In both instances, this lead should be connected directly to the plus side of the battery and disconnected from the negative side.

-30-

The newest hobby under the sun!

BUILD THIS SOLAR POWERED RADIO!


and many other sun-powered electronic, electrical and photometric devices featuring International Rectifier Corporation SUN BATTERIES!

Everyone—from the beginner with a basic understanding of electrical work to the experienced professional engineer—can build this pocket-size portable radio—powered by the sun! No batteries—not even an On-Off switch. All you need is sunshine! The basic for this radio is the International B2M Sun Battery. This unit is a scientific, accurate, precision-made photovoltaic instrument that directly converts light into electrical energy. This radio is just one of many devices you can build powered by solar energy. You have read about this new field of science. Be among the first in this newest hobby. Put the sun to work for you!


THIS NEW BOOK TELLS YOU ALL ABOUT SUN BATTERIES—PHOTOCELLS—AND HOW TO USE THEM. Packed with information and applications, this illustrated book shows wiring, diagrams and plans—every detail necessary to build many interesting devices.

\$150

THIS IS THE FAMOUS B2M SUN BATTERY YOU'VE READ ABOUT. Widely used in experiments, this unit in bright sunlight (10,000 ft. candles) will deliver 2 milliamperes at 250 millivolts under optimum conditions; will last indefinitely with proper care. A \$2.50 value for only.....\$1.50



Design Courtesy Science and Mechanics Magazine



FREE Complete plans for building this radio. At your electronic parts distributor.



GET THE B2M SUN BATTERY AND ALL OTHER COMPONENTS REQUIRED AT LEADING ELECTRONIC PARTS DISTRIBUTORS EVERYWHERE. If your favorite distributor doesn't feature the B2M Sun Battery send check or money order to

International Rectifier Corporation
El Segundo, California

SPECIAL OFFER, The book and the B2M Sun Battery for only \$2.85 at your distributor

Always say you saw it in—POPULAR ELECTRONICS

PIONEER ACHIEVEMENTS

1925—the first “corner” speaker system... 1927—the first multi-diaphragm system for highs and lows... 1928—the first commercial electronic cartridge and tone-arm... 1935—the first “radial-slot” speaker system, etc. ALL INVENTED BY MAXIMILIAN WEIL, who holds over 260 patents—and whose know-how created the new achievement described below:



NEW CONCEPT IN TONE-ARM ENGINEERING

NOW—the “Blue Chip” Compass-Pivoted Tone-Arm in KIT form—
and at **HALF price!**

• new superior performance—with any cartridge

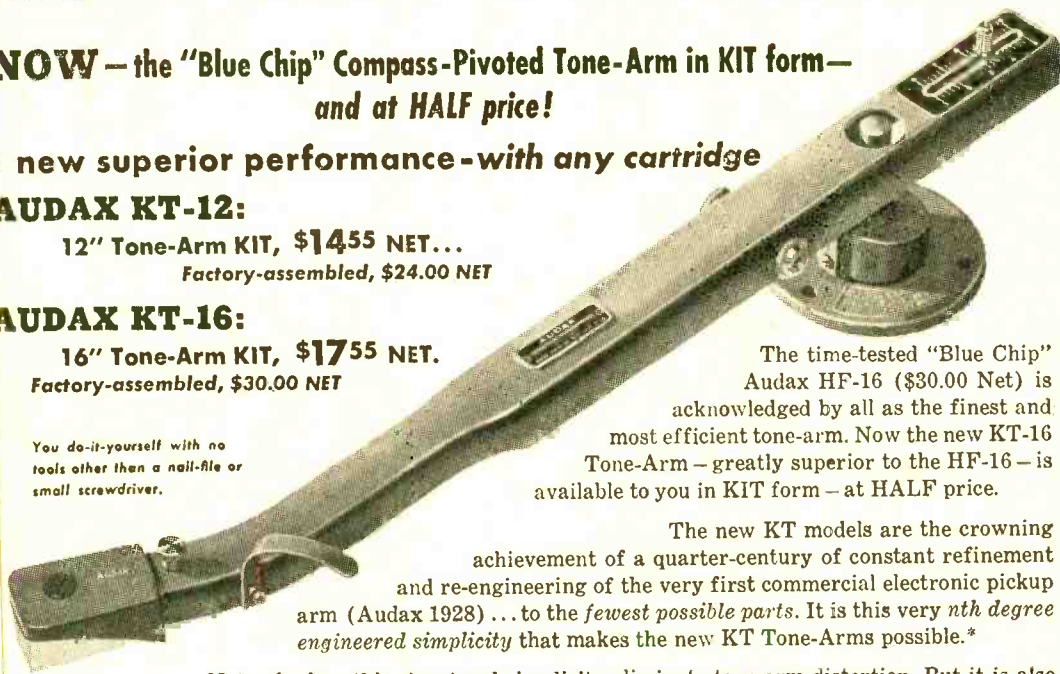
AUDAX KT-12:

12" Tone-Arm KIT, \$14.55 NET...
Factory-assembled, \$24.00 NET

AUDAX KT-16:

16" Tone-Arm KIT, \$17.55 NET.
Factory-assembled, \$30.00 NET

You do-it-yourself with no tools other than a nail-file or small screwdriver.



The time-tested “Blue Chip” Audax HF-16 (\$30.00 Net) is acknowledged by all as the finest and most efficient tone-arm. Now the new KT-16 Tone-Arm—greatly superior to the HF-16—is available to you in KIT form—at HALF price.

The new KT models are the crowning achievement of a quarter-century of constant refinement and re-engineering of the very first commercial electronic pickup arm (Audax 1928)... to the *fewest possible parts*. It is this very *nth degree engineered simplicity* that makes the new KT Tone-Arms possible.*

Not only does this structural simplicity eliminate tone-arm distortion. But it is also the very reason why you yourself can assemble these arms in about 20 minutes. And—it is your *built-in assurance* that after assembly they will be, in EVERY respect, as fine as the factory-assembled units... and save you 50%!

UTMOST SIMPLICITY OF CONSTRUCTION!

No springs to cause fatigue distortion, no spurious responses. You assemble it in about 20 minutes—you save 50%—and you are CERTAIN it is as RIGHT and FINE as the factory-assembled unit! See them at your dealer. (If shipped from New York City, add 25¢). Write for FREE reference guide—fill out the coupon.

AMERICA'S LEADING CONSUMER TESTING ORGANIZATION

placed the leader predecessor HF-16 in the “Blue Chip” class. Now the new KT Tone-Arms are greatly superior.

Everything considered, no tone arm equals the new Audax KT—regardless of price!

AUDAK COMPANY, Att.: Mr. P.
500 Fifth Avenue, New York 36

*Send me FREE your \$1.00, 22-page, 1956 reference guide, “ELECTRONIC PHONO FACTS”—by pioneer Maximilian Weil.

Name.....

Address.....

City..... Zone .. State.....

Audax

Fine audio-electronic apparatus for 35 years

AUDAK COMPANY, 500 Fifth Avenue, New York 36, N. Y.

FREE

1956
EICO[®]
CATALOG

**SAVES YOU 50% on your
TEST INSTRUMENT & HI-FI COSTS**
50 KITS & WIRED MODELS to choose from!

EICO[®] 84 Withers St., Bklyn., N. Y.

Show me **HOW TO SAVE 50%** on Laboratory Precision test instruments & Hi-Fi. Send **FREE** catalog & name of neighborhood EICO Distributor. **PE-10**

Name

Address

City Zone State

Occupation

Prices 5% higher on West Coast



Home, car, TV, appliance repairs:
#540 NEW!
REDI-TESTER
KIT \$12.95
WIRED \$15.95



VACUUM TUBE
VOLTMETER
#221
KIT \$25.95
WIRED \$39.95



NEW! PEAK-TO-PEAK
VTVM
#232 & UNI-PROBE
(pat. pend.)
KIT \$29.95
WIRED \$49.95



1000 Ohms/Volt
MULTIMETER
#536
KIT \$12.90
WIRED \$14.90

PERFORMANCE-PROVED by TV manufacturers, electronic schools and over 100,000 Servicemen. **OVER 1 MILLION** in use today!



5" PUSH-PULL
SCOPE #425
KIT \$44.95
WIRED \$79.95
Lowest-priced Professional Scope



NEW! COLOR &
BLACK-& WHITE
S-MC TV
SCOPE #460
KIT \$79.95
WIRED \$129.50




TUBE TESTER #625
KIT \$34.95 WIRED \$49.95



#666
NEW! DYNAMIC
CONDUCTANCE
TUBE &
TRANSISTOR TESTER
KIT \$69.95 WIRED \$109.95

**YOU BUILD EICO KITS in ONE evening,
but — they LAST a LIFETIME!**



NEW! 20-WATT
Ultra-Linear
HIGH
FIDELITY
AMPLIFIER
#HF20
KIT \$49.95 WIRED \$79.95



NEW! HIGH
FIDELITY
PREAMPLIFIER #HF61
KIT \$24.95 WIRED \$37.95
with Power Supply:
KIT \$29.95 WIRED \$44.95



Sine &
Square Wave
AUDIO
GENERATOR #377
KIT \$31.95 WIRED \$49.95



RF-AF SIGNAL
GENERATOR
#320
KIT \$19.95 WIRED \$29.95


LATEST engineering • FINEST components • EASY instructions



NEW!
RF-AF SIGNAL
GENERATOR #324
(150 kc to 435 mc!)
KIT \$26.95 WIRED \$39.95



TV-FM SWEEP
GENERATOR
#360
KIT \$34.95 WIRED \$49.95




MULTI-SIGNAL TRACER #145
KIT \$19.95 WIRED \$28.95



1000 Ohms/Volt
MULTIMETER
#556
(4 1/2" METER)
KIT \$16.90
WIRED \$23.50

EXCLUSIVE 5-WAY GUARANTEE on components, instructions, performance — and **LIFETIME** service and calibration!



6V & 12V
BATTERY
ELIMINATOR &
CHARGER
KIT \$29.95 WIRED \$38.95



R-C BRIDGE & R-C-L
COMPARATOR #950B
KIT \$19.95 WIRED \$29.95



Test radio, hearing aid, flashlight, photo-flash, electronic equipment batteries:
BATTERY TESTER
#584
KIT \$9.95 WIRED \$12.95



RETMA Res. Sub.
Box #1100
KIT \$5.95 WIRED \$9.95



RETMA Cap. Sub.
Box #1120
KIT \$5.95 WIRED \$9.95

Use these specially
made records to show
off your sound system

By
NORMAN EISENBERG
Feature Editor



How To Demonstrate Your Hi-Fi

Cover photo by Maynard Frank Wolfe; equipment courtesy Harvey Radio Co.

IN THE FIRST PART of our story on hi-fi "specialty" records, we discussed several test records.* The non-musical or "pure" sounds recorded on these discs raise a pointed question for the hi-fi listener: "Isn't there some way of testing and/or demonstrating my hi-fi system without resorting to sound for its own sake? I like music!"

Music and Audiology. The answer, rising like an echo from the sonic context of audio laboratories, is good news for record collectors of all bents and tastes. The recording industry, for some time now, has demonstrated its ability to record music with the same range and accuracy that characterizes the test records.


This is best illustrated by a number of recent releases. Both the recorded material and the accompanying program notes deal with sound in terms of good music.

* One which arrived too late for inclusion last month is London's *Microgroove Frequency Test Record (LL-738)*. This is a recording of frequency tones from 40 to 15,000 cycles. The step-by-step tone gradations can provide an accurate listening check on how well a hi-fi system reproduces those tones. They can also be used for detecting resonant points in the system's response, making adjustments on amplifier controls, checking speaker crossover points, taking meter readings, etc.

These records also let you in on some of the "trade secrets" of recording, such as reverberation time, microphoning, and frequency skewing. Musical selections tell their own stories, abetted by carefully worded comments—spoken, written, or sometimes both.

One of the most ambitious, and successful, of this type of record is Vox's *This Is High Fidelity (VOX DL-130)*. Practically a short course in audio, this disc strikes a neat balance between technical data and musical performances. Tones from 15,000 cycles down to 30 cycles are included, as well as examples of intermodulation distortion, resonances, etc. But, mostly, the record lets its musical examples do the job, with a "now-and-then" commentary by a well-informed narrator to help guide you through the grooves. If hi-fi enthusiasts find learning audio technology somewhat like taking a pill, this record will certainly provide the sugar-coating for it. The most uninformed listener should get something out of it with no pain and a good deal of pleasure.

New Program Notes. Something of this idea—with an added new twist—is



Behind the scenes at Audiophile Records. Technician's lab is as much a part of hi-fi recording as is the musician's studio. Performances are taped. After editing, tape is used to cut master disc.

used in two of Westminster's productions: *High Fidelity Demonstration* record (DRB), and *Check and Double Check* (TRC). In these records, the practice of "indicated listening" is brought to the level of an art itself, with very careful explanations for the musical selections. These printed notes help you judge whether or not your phono system is doing the job it should. And while making this judgment, you really enjoy yourself, for both DRB and TRC contain samples of some of the best of Westminster's superb repertoire of recorded music.

In addition to uninterrupted musical selections, DRB contains announced frequency tones from 40 to 15,000 cycles, demonstrations of controlled ranges, of definition, and of instrumental color.

TRC, more elaborate, contains frequency tones with instructions on how to listen to them to check for wow, correct equalization, peaks, stylus adjustment, and correct control settings. The music is chosen to demonstrate—and simultaneously check—your system's handling of such items as dynamic range, transient response, tonal balance, hall acoustics, etc. In each case, the printed information makes listening easy and edifying.

War Horses and Adventures. Another contribution to the music-audiology type of record is the *High Fidelity Demonstration Record* issued by Urania (URLP-7084). This disc is short on test tones, long on music—mostly Wagner. A few old, familiar "war horses" like Ponchielli's *Dance of the Hours* are carefully groomed and raced in good form around the micro-grooves for some clean, pleasant listening.

A little bit of everything is included in

RCA Victor's *An Adventure in High Fidelity* (LM-1802). Main feature of this record is an original composition by Robert Russell Bennett. Performed by the NBC Symphony Orchestra with the composer conducting, this piece does a lot of sonic exploring, with excursions to the very lowest and highest reaches of the orchestra. Other features of this pressing include a unique demonstration of the sound of each instrument, and a varied program of classical and popular selections, with a printed guide telling what to listen for in each section.

Tidbits and Specials. Enough of a variety is included on Capitol's *Further Studies in High Fidelity* (SAL-9027) to please hi-fi fans of any musical bent. One side contains popular selections including representative works by some of the best artists currently in vogue, such as Les Paul, Yma Sumac, and Billy May. The other side includes choice tidbits from six composers, covering the range from a Brahms chamber work to the full-bodied contrapuntal vigor of a dance from Stravinsky's *Rite of Spring*. Every piece is superbly played and recorded. Again, printed program notes provide perceptive remarks on the recording techniques used and correct listening techniques—from a musical as well as hi-fi standpoint.

As a tribute to Mozart, Vanguard has issued—for this year of the composer's bicentennial—a special pressing of two of his best-known works, the *Symphony No. 40 in G Minor*, and the serenade *Eine kleine Nachtmusik*. There is no technical data supplied with this release, but Vanguard lists it as a "demonstration record." Justly so: it is a combination hi-fi showpiece as

well as a splendid reading (Felix Prohaska and the Vienna State Orchestra). Characterized by its "transparent" string work, this record may well serve as an introduction to the charm, grace, wit, and power of Mozart's music.

The full, clean sound of the small jazz combo has long been recognized as a recordist's dream: easy to record well, and nicely suited for playback in average-size rooms. Audiophile Records, Inc. has done a good deal in this area, in addition to their classical releases. Typical is *Dixieland Jazz* (AP-1) and *Traditional Jazz* (AP-34). AP-1 is strictly for the connoisseur both in recording technique (78-rpm microgroove; look out for tracking troubles on the ordinary record player!) and in the off-beat numbers. The music is played with vigor and enthusiasm by six artists headed by Harry Blons.

AP-34 contains more familiar Dixieland on a more familiar kind of disc (long-playing microgroove). Here, Doc Evans and his band, with Knocky Parker on piano, produce a real foot-beating session. Included is a performance of what is probably the most sensational rendition on vinylite of *When the Saints Go Marching In*. No tests are included on these records, other than the implied one of your rig's ability to play them.

Drumming Up Trade. Percussion instruments have proven a wonderful source of test and show-off sounds for recording. Aside from the interest that most people have in these fascinating instruments, the dozens of assorted bang-gadgets in a full orchestra can provide a field day of examples of frequency range, transient response, tracking, and other qualities sought after by the audiophile.

Two new releases attest to this interest. Angel's *Bell, Drum and Cymbal* (ANG-35269) features Saul Goodman, first tympanist and head of the percussion section of the N.Y. Philharmonic-Symphony in what is virtually a short course in drum sounds and their uses. Everything on this disc is clean and brilliant; the triangles will tinkle about your head, the bass drum will rock your floor; the gong will rattle your windows. (Of course, you can turn the volume down and save the house.) The flip side contains, among other things, a special arrangement for percussion of Saint-Saens' *Danse Macabre* in which Goodman plays 14 instruments. Multiple track recording did the trick here, and very neatly too.

Vox's *Spotlight on Percussion* (DL 180) is sensational in its sound, encyclopedic in its scope, and luxurious in its presentation. Most of the heavy swinging is handled by

Tympani technique is demonstrated by Saul Goodman, Angel Records star. His "Bell, Drum, and Cymbal" and Arnold Goldberg's "Spotlight on Percussion" (Vox) mix music with audiology.



Arnold Goldberg, chief percussionist with the New York City Ballet Orchestra and the Little Orchestra Society. No less than 61 instruments are hit, rattled, scraped, hammered, shaken, or otherwise vibrated by Mr. Goldberg, including some rarely heard—or heard of—such as the "crotales," a set of ancient cymbals. There are some multiple track recording tricks on this pressing too, which emphasize the versatility of percussion instruments as full-fledged music makers in their own right.

The jazz section of this release was recorded at a one-man jam session in which Kenny Clarke put his tom-toms, cymbals, and assorted drums through the paces of a wild first run which no one, including Clarke, had heard before. The results are exciting to hear and will provide a good workout for any hi-fi system.

The Pipes That Please. Long the acme of attainment among audiophiles, the organ has the widest range and the most awe-inspiring dynamics of all the instruments. What's more, some of the world's most beautiful music has been written for the organ. New organ recordings attract hi-fi enthusiasts like new highways draw motorists—they're at once a challenge and a source of deep enjoyment.

Two excellent examples of the "big" (Continued on page 131)




Radio in Helmet

BUILT INTO the soldier's helmet is a transistorized, two-way voice radio. The complete set (shown in the photo inset) weighs only a pound, yet has a range up to one mile. When not in use, the microphone slips easily out of sight. Developed to facilitate communication between squad members, the device also has civilian applications; it can be used by policemen, fire fighters, or construction workers.

"Check Tube" Simplifies Servicing of TV Receivers

A TELEVISION receiver "check tube" which can be used to test virtually any TV receiver or 10" to 27" picture tube has been announced by Sylvania Electric Products Inc. Designated as the 8XP4, the tube is an 8½" rectangular picture tube



featuring automatic self-focusing. Its parallel-mounted electron gun eliminates the need for an ion trap. Shown at the left in a rack for servicing a chassis, the 8XP4 may be employed in receivers designed for either magnetic or electrostatic-focus tubes. Its deflection angle of 90° makes it suitable for testing nearly all types and sizes of picture tubes, including portable types. No external conductive coating is used, thus eliminating the need for "discharging" the tube before handling.


Back-Seat Flying

THE COCKPIT below is "a plane within a plane." Installed in main cabin of T-29 airliner, controls enable second pilot to take over once regular pilot has aircraft aloft. Developed at Hughes Aircraft, this electronic system enables test pilots to fly as if they were actually in an F-102 jet.



80-Foot Tube?

"BIGGEST little tube" is General Electric's description of the 80-foot water tower built at the company's new tube factory under construction at Owensboro, Ky. The 200,000-gallon water tower was built to the proportions of a 6BK7, a v.h.f. tube used in TV sets. This miniature tube is about two inches long.



TV IN THE TALL TIMBER

By Rafe Gibbs

SEVENTY SCIENTISTS, federal and state forestry officials sat recently in the Borah Little Theatre at the University of Idaho, and gazed at an ordinary television set. They had come to watch a demonstration of the "eyes" of television on forest fires—a development destined to revolutionize both fire spotting and fighting in the nation's forests.

The scene on the TV screen showed the great expanse of timber on the Thatuna Range of Northern Idaho. Just timber . . . then smoke . . . a gray ribbon spiraling above the pine and tamarack.

"Fire sighted . . ." boomed a voice over a loudspeaker in the theatre. The voice did not come through an ordinary television speaker. Originating at a Forest Service lookout tower high on Moscow Mountain, it came via a microwave radio link.

A man in the theatre spoke into a hand microphone: "Give us a close-up look."

And promptly the TV camera in the distant lookout station zoomed down with a probing view of the fire—a fire that had been set for purposes of the demonstration.

The experts were intrigued. Leaving the theatre, they wound up the mountain side in a car caravan to see the TV and microwave equipment at the lookout station.

What they saw in the theatre and on the



Lookout stations have beckoned to many a youth as summer homes (top). Now scientists are considering them as homes for TV equipment to fight forest fires. High in a lookout station, the camera's long-range "eyes" can observe such dangerous factors as wind shift, and give added protection to the man on the fire line (left).

U. S. Forest Service Photo



Portable antennas like the one at left can be easily and quickly set up in different mountain locations for fire spotting.

man watcher . . . only TV cameras would be on duty, panning back and forth over the terrain.

Forest rangers would spend their days and nights watching the battery of TV screens—but no “Hopalong” or “Howdy-Doody.” If a fire were spotted on one of the screens, the particular roving camera would be electronically halted or reversed for pinpoint study of location and scope. Then crews would be dispatched to fight the fire.


“In the actual fighting of forest fires, the television camera can do a better job than the human lookout aided by binoculars or telescope,” said Professor Lloyd Craine of the University of Idaho. “The camera, with a powerful 12-inch lens, brings out good detail at 15 miles. Wind shifts can be easily spotted, giving added protection to fire fighters in danger of being overrun by a blaze.”

Richard G. Cunningham, field engineer for Kay Lab, San Diego, Calif., pointed out that TV “eyes” are sensitive to infrared rays, which would make the detection system practical for night operations. —30—

mountain top, however, was only the beginning. In the demonstration, the equipment in the tower was operated manually . . . but it can be operated electronically. In the not-too-distant future, hundreds of forest lookout stations may have no hu-

Electronic Eye for Blind PBX Operators

A TINY, light-sensitive phototransistor fitted like a thimble enables a blind person to earn a living as a switchboard operator. At the usual PBX switchboard, a buzz is heard and a lamp lights up along the rows of jacks when a call comes in. The blind operator, hearing the buzz, runs a hand along the row of lamps. On reaching the lighted lamp, she hears a signal through this new Bell Laboratories device, telling her that she has found the place for plugging in the patch cord. From then on she completes the connection by her trained sense of touch. This new development may open up many jobs for the blind.



TV Cameras Probe Watery Depths



A MERICAN TV viewers recently explored 50 feet under the surface into the mouth of a subterranean river in Silver Springs, Florida, courtesy NBC's live telecast on its Sunday afternoon “Wide, Wide World” show. Photo at left is a typical view from the dramatic sequence filmed under water and transmitted to the nation.

The special underwater TV camera equipment was built by Pye Ltd. of Cambridge, England. According to Douglas Allanson, Pye engineer, underwater TV can be used in spots where a diver might be imperiled, and is proving an invaluable aid to all underwater operations, including salvage and scientific research.



By
PAUL HARVEY

How to Build a Dry Battery Rejuvenator

IN THIS DAY of transistorized equipment, portable radios, Geiger counters, metal locators, and radio control, reclamation of dry cells and dry batteries has become an economic necessity. Since the life of either a single cell or a battery of cells may be substantially extended by using carefully controlled equipment and judicious charging techniques, the initial investment in the components required to make the charger described here is well worth while.

Designed to cover a range of from 1.5 volts to 90 volts, this little unit will handle anything from a penlite cell or a tiny hearing aid battery up to the large combinations found in portable radios.

Special Features. The worst mistake one can make in using a dry battery charger is to exceed the maximum safe charging rate for the battery in question. In this circuit, a milliammeter is connected permanently in series with the battery to insure the proper charging rate.

Positive automatic protection against overloads and short circuits is incorporated in this rejuvenator. The application of excessive voltage endangers both the battery and the meter unless such protection is included. Any charging current above approximately 6.5 ma., in this circuit, pulls in an overload relay having an electrical latch-in feature which kills the circuit until it is manually reset. Overload is instantly signaled by a red pilot light.

Also built into the circuit is an isolation transformer to prevent possible shocks, and a series crystal diode (*CR1*) that prevents reverse current flow—or the battery discharging through the charger.

Construction. A 4" x 5" x 6" case will house the whole works. The additional help

This unit recharges anything from a tiny penlite cell up to large portable radio batteries

of a small open-end aluminum chassis (measuring 3 3/4" x 4" x 1 1/2") makes the finished product compact and professional-looking. Once you are certain that all the parts you are going to use will fit the chassis, the panel holes should be drilled or cut to size.

When the panel is finished, plan the parts layout on the chassis. Mount the enclosed relay *RL1* and the isolation transformer *T1* on the top surface. This particular relay was selected because it makes the wiring considerably easier. The dust-proof cover insures long, trouble-free operation.

After all parts are mounted, wire the chassis components before securing the chassis to the panel. Finish as much of this wiring as possible before you finally mount the chassis in the cabinet. Soldering is more difficult once chassis is in place.

Testing. Before applying power, use your ohmmeter to locate possible short circuits. For instance, be sure that the a.c. line goes only to the switch *S1* and the primary winding of the isolation transformer, check the resistance across *C1* to find possible shorts, and re-examine the polarity of *C1* and *C2* to see that they follow the instructions in the schematic diagram.

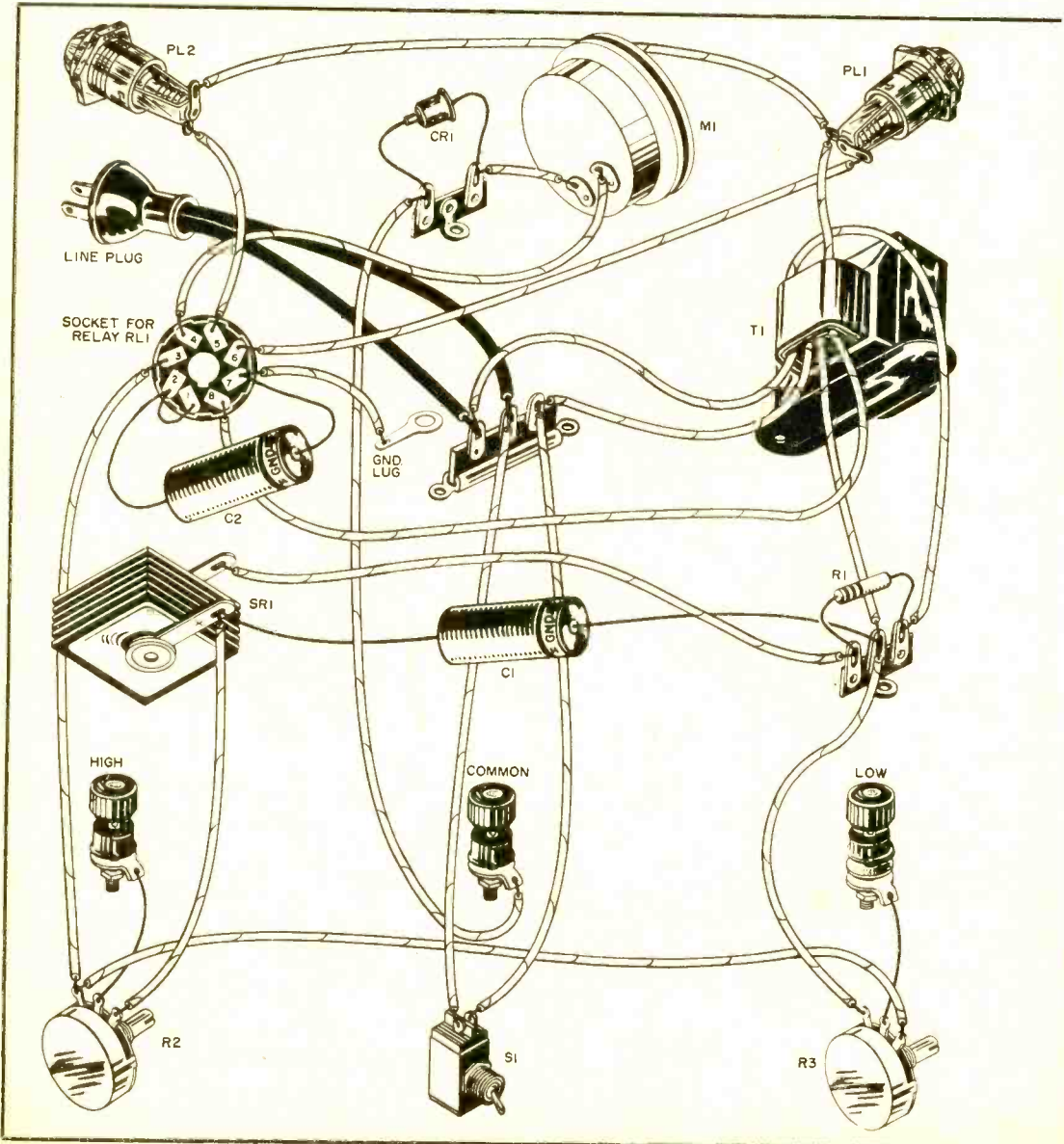
With switch *S1* in the "off" position, plug the unit into a suitable 117-volt a.c. receptacle. Neither pilot light should glow

nor should the meter show a deflection. Now insert one test lead into the *common* jack (black) and one into the *low* terminal (red). Set both output voltage controls (*R2* and *R3*) at zero (fully counterclockwise) and switch *S1* to the "on" position. The green pilot light should glow but the meter should continue to read zero. Short-circuit the test leads to each other and gradually advance the *low* control potentiometer while observing the meter. You should be able to reach 5 ma. of current easily.

Return the *low* control to zero and turn *S1* off. Plug the red test lead into the *high* terminal, leaving the black lead in the

common jack. Reset the *high* potentiometer to about half-scale. Now flip *S1* on. The meter needle should start to deflect, then you should hear a muted click—the overload relay pulling in—and the pilot lights should change over from green to red. At the same instant, the meter should at once drop to zero. When the switch is turned off momentarily, you should hear the relay open. If the switch is again turned on, the process should repeat itself. This shows that the overload circuit is functioning properly.

Finally, test the charger on any batteries you happen to have around. Cells or batteries between 1½ volts and 15 volts

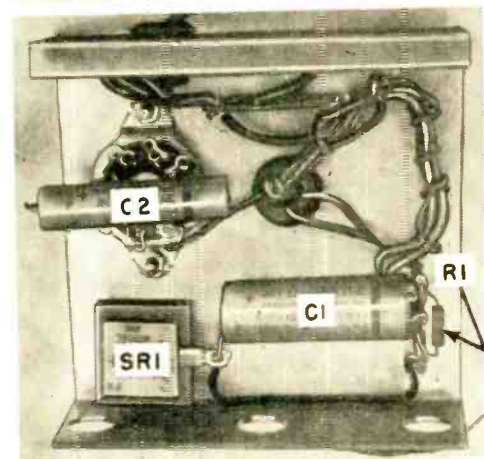



are connected between *low* (+) and *common* (-), those from 22½ volts to 90 volts between *high* (+) and *common* (-). You should be able to run the current from a small value to 5 milliamperes or more.

Using the Charger. The chemistry of dry batteries does not permit rapid recharging, nor can the life of this kind of power unit compare with lead-acid storage cells. Increased life is possible only when charging is carried on with reasonable care. The first thing to remember is that the absolute maximum charging rate is 5 ma., and even this should be confined to the larger types of low-voltage batteries.

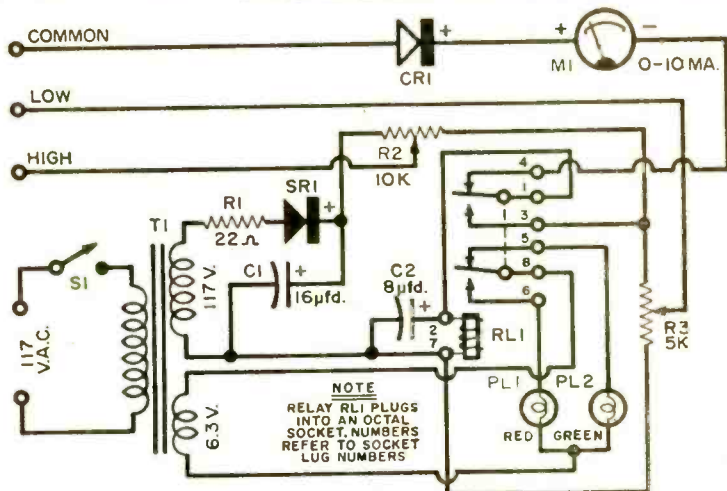
(Continued on page 126)

- C1—16- μ d., 150-volt electrolytic capacitor
- C2—8- μ d., 150-volt electrolytic capacitor
- CRI—Germanium rectifier (G.E. 1N93)
- M1—0-10 ma. d.c. meter, 2¼" round face
- PL1, PL2—6.3-volt pilot light assembly, screw base, with 1 red and 1 green lamp (Drake #20S)
- R1—22-ohm, ½-watt carbon resistor
- R2—10,000-ohm, 4-watt wire-wound potentiometer
- R3—5000-ohm, 4-watt wire-wound potentiometer
- RL1—5000-ohm coil, enclosed-type, d.p.d.t. relay (Potter and Brumfield Type KCP-11)
- S1—Standard s.p.s.t. "on-off" switch
- SRI—65-ma. selenium rectifier
- T1—Isolation transformer, 1:1 ratio, 30-ma. secondary, 6.3 volts @ .6 amp. (Stancor PA8412, Halldorson P9102, or Akrad T-103)
- 1—6" x 5" x 4" aluminum case with grey hammer-tone finish (similar to ICA Flexi-mount #29442)
- 1—3¾" x 4¼" x 1½" aluminum, open-end chassis (similar to ICA miniature #29079)
- 3—Large 3-way output terminals, with insulating shoulders, to take banana plugs, spade lugs, or pin tips
- 2—1½" pointer-type black Bakelite knobs for ¼" shaft
- 1—Line cord and plug for 120-volt a.c. circuits
- 2—Insulated banana plugs, one red, one black
- 2—Insulated alligator clips, one red, one black
- 2—Test cords, one red, one black, each about 3' long




Two views of open-end chassis. Top view identifies enclosed-type relay RL1, isolation transformer T1, meter M1, and potentiometers R2 and R3. Underchassis view shows placement of selenium rectifier SRI1, resistor R1, and capacitors C1 and C2.

Wiring details for the battery rejuvenator are shown in the schematic diagram at right. Complete parts list for the unit appears above. At left is the pictorial diagram which shows you how to hook up the various parts.



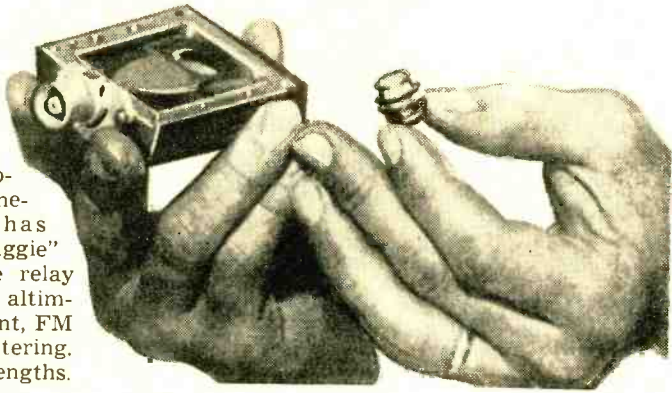
TV Helps Make Jets

ONE MAN does what formerly took two by using TV to line up a jig. The jig guides production workers at Republic Aviation in making identical copies of aircraft subassemblies. In this closed-circuit system, the TV camera automatically "looks" through the telescope while the operator positions the contour plate by lining up the cross-hair patterns as they appear on the screen. The system provides sharper images than most home TV sets. Yet the camera weighs only 5 pounds and the monitor 16 pounds. Both are portable. Money and time are expected to be saved.




New "Maggie"

NEW VERSATILITY for the magnetron—a vacuum tube famous for its use in wartime radar—has been announced by the General Electric Research Laboratory. Discovery of magnetron "voltage-tuning" has extended the use of the "maggie" in new types of microwave relay systems, counter measures, altimeters, electronic test equipment, FM communications, and telemetering. Tubes operate at u.h.f. wavelengths.



Stratospheric TV on Film

SMALL ENOUGH TO be taken aloft to the stratosphere in a jet aircraft is Philco's new TV camera shown at the left. Two unmanned cameras and transmitters may be used to relay TV pictures from extremely high altitudes to a ground control point. At the receiver, a special system photographs the TV picture onto 35-mm. film. This film can be processed in one minute and then used to project an aerial view on theater-size TV screens to aid in aerial reconnaissance.




Seismographs Adapted to Track Hurricane

WHEN FUTURE hurricanes come whirling and raging up from the Caribbean, the University of Florida is going to whistle at them with the aid of special electronic equipment. The closer they get to the University, the higher in pitch will be the whistle—until it becomes inaudible to the human ear. Source of the whistle is a novel arrangement of two seismographs. Normally used for detecting and recording earthquakes, these devices are being applied to detect and track hurricanes. A pair of the sensitive instruments will act as a team at a fixed station. Several such stations, using triangulation, will locate the hurricane. Shown at right is university professor William F. Fagen, who developed the system.



Antenna installation at the U. S. Naval Radio Station, Annapolis, Md., transmitting component of the U. S. Naval Communication Station in Washington, D.C. Station NSS provides ships at sea and other communications stations with accurate time signals.

The Comeback Trail for Long-Wave DX



By TOMMY KNEITEL

wave stations—except broadcasting, of course—use c.w. Even though you will probably be spending most of your long-wave listening hours on c.w. stations, you will be surprised to learn that knowing how to “read” c.w. is not too important. The reason for this is that the majority of stations operating on long wave are radiobeacons, and they are a cinch to copy—with or without a knowledge of c.w.

Radiobeacons are stations that are operated for the safety of ships and aircraft. They transmit a series of intermeshed “A’s” (dit dah) and “N’s” (dah dit) that sound like one steady tone when you are “on the beam,” that is, in a direct line with the signal pattern of the station’s transmitter. They identify themselves periodically (about every 30 seconds) with a three-letter “call sign.” These letters are transmitted very slowly and can be copied down in the form of actual “dots” and “dashes” for translation from Morse later. Marine radiobeacons, on the other hand, do not transmit the “A-N” signals, but repeat their call sign continuously. A marine radiobeacon’s call sign consists of anywhere from one to four letters and/or numbers.

For those DX’ers who are fortunate

THERE has been an increasing interest shown in “long-wave” DX’ing during the past few months. Have you tried it yet? Perhaps, like many others, you feel that you don’t have enough information regarding the activities of stations operating on long wave. It is the purpose of this article to tell the prospective “long-waver” about the various possibilities of this band for DX’ing.

Another obstacle to long-wave DX’ing has been the difficulty in obtaining equipment suitable to the needs of the average DX’er. Construction details on a simple regenerative receiver and a simple converter are scheduled to appear in the November and December issues of POP’tronics. Watch for them!

What You Need to Know. “Long wave” is considered as ranging from 10 kc. to 535 kc. This over-all band is subdivided into segments, each containing stations operating in different communications services. The main divisions of the band are listed in Table 1. Interspaced between 150 kc. and 535 kc. are about eighty-five broadcasting stations located in Europe and Asia.

It must be remembered that most long-

Typical QSL cards received from long-wave stations. The top one was prepared by author, filled in and returned by the station he heard.

NMAIO
POWEY ROCKS, FLORIDA

THIS WILL CONFIRM YOUR RECEPTION OF
RADIO STATION **NMAIO** ON 206 KCS. AT
1035 GMT ON 14 January 1959

POWERS: 100 WATTS ANTENNA: 60' vert. tower
REMARKS: This is a light house, built upon a reef 12 miles off the Florida.

DZG
COAST STATION
GLOBE WIRELESS LTD.
MANILA, PHILIPPINES

CONTINUOUS WATCH on 300 KC-6 MC-4 MC-12 MC-18 MC marine frequencies.
TRANSMITTERS 500-81 KC-818 KC-1614 KC-1200 KC-1122 KC amateur.
TRAFFIC LISTENING monitor 2411 every hour.
PHONE BROADCAST 447-4500 15MT 4 1200 GMT daily, compliments DZG
WEATHER BROADCASTER—1100 GMT—900 15MT daily
STORM WARNINGS—Broadcast upon receipt, three after each traffic list read received.

DZG Coast Station Charges
Including Manila Delivery

PHILIPPINE REGISTERED P 015
FACILITY REGISTRY GF 021

Philippine Land Line Charges
Other than Manila P 015
GF 021

COMMUNICATIONS SERVICES	FREQUENCIES (kc.)
Radionavigation	10-14
Fixed Public, Coastal and Marine C.W.	14-200
Aeronautical Radiobeacons	200-285
Marine Radiobeacons	285-325
Aeronautical Communications (C.W.) and Beacons	325-405
Radio Direction Finding	410
Coastal and Marine C.W.	415-490
International Calling and Distress	500
Misc. Radiobeacons	510-535

STATION	FREQUENCY (kc.)	LOCATION
NHK	532	Patuxent River, Md.
NRJ	532	Sanford, Fla.
NSC	532	Brooklyn, N. Y.
NTD	532	Pt. Mugu, Calif.
WN	532	Seattle, Wash.
NSE	530	Milton, Fla.
KB	528	Bermuda
SRF	528	San Rafael, Calif.
WWA	528	Weeping Water, Nebr.
SSC	526	Sumter, S. C.

Table 1. Main divisions of the long-wave band.

Table 2. Widely reported long-wave stations.

enough to be able to read c.w., the long-wave band offers unlimited horizons in DX. For example, the International Calling and Distress frequency (500 kc.) offers the possibility of hearing ocean-going vessels and hundreds of coastal stations located in all parts of the world.

One of the most reliable long-wave signals, as far as area covered is concerned, is Station NSS, operated by the U. S. Navy at the Naval Observatory in Washington, D. C. This station provides ships at sea and other communications stations with accurate time signals. NSS's frequency is 121.95 kc. (in addition to five short-wave frequencies). The signals consist of a series of dots transmitted for five minutes pre-

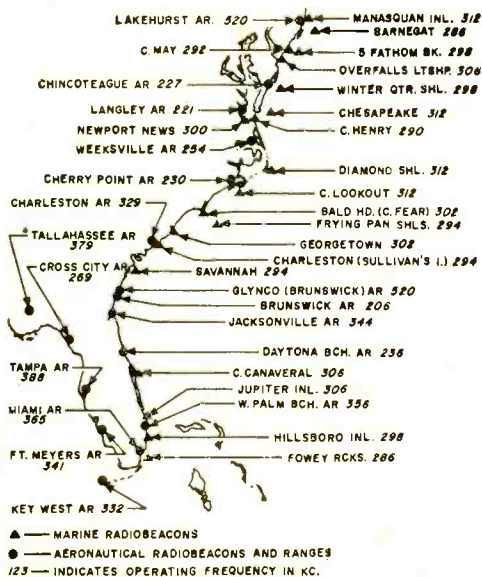
ceding each even hour, twenty-four hours a day.

Stations You Can Hear. Information regarding the stations that you will hear on this band is plentiful, provided that you know what the best sources of information are. For those interested in long-wave broadcasting stations, a very accurate list is contained in *Broadcasting Stations of The World, Vol. II*, which may be obtained from the Superintendent of Documents, Government Printing Office, Washington 25, D. C., for \$1.25.


The really difficult stations to pin down, and the most fun to DX on, are the radiobeacons. For those intending to pursue this type of DX, there are three publications which are *musts*. The first is *The Airman's Guide*, a list of all U. S. aeronautical radiobeacons. This list is published bi-weekly by the Civil Aeronautics Administration, and is on sale at 25 cents a copy from the Superintendent of Documents. But it's not necessary to get a new edition every two weeks—for DX'ing purposes, any copy printed within six months is sufficient.

The second publication on radiobeacons is *Air Navigation Radio Aids*, a listing of all Canadian aeronautical radiobeacons which is printed every two months by the Department of Transport, Air Services Branch, Ottawa, Ontario, Canada. Finally, there is *Radio Navigational Aids*, issued yearly by The Hydrographic Office, U. S. Navy; this list of all marine radiobeacons throughout the world costs \$5.00 and is well worth it.

If you would like to try your hand at DX'ing on the International Distress and Calling frequency, two handy books to keep around are: *List of Coast and Ship Stations*, and *Alphabetical List of Call Signs*. These are both distributed by the Secretary General, International Telecommunications (Continued on page 122)



Marine radiobeacons dot the U. S. coast line. Operated for the safety of ships and aircraft, they offer many opportunities to the long-wave DX'er.



By WILLIAM I. ORR, W6SAI

The sunspot count is ready to soar, and the 21-mc. band will soon be bursting with signals from all over the world. This inexpensive unit can give your receiver the sensitivity and image rejection necessary for good performance.

Lucky 15-

A Preselector for 21 Mc.

You will have more luck on the 15-meter Novice band if you add this simple preselector to your receiver

THE telephone at my elbow rang with a suddenness that made me jump. It was Tommy, the Novice amateur who lived just down the street. I pushed the ear-phones up over my forehead and said: "Hi, Tommy! How's DX?"

"Hi," said Tommy. He sounded as if he had lost his last friend. "I'm trying to get on the 15-meter Novice band, but I just can't seem to hear any signals. Guess I need a new receiver."

"Don't sell your receiver short," I replied. "Those little a.c./d.c. all-band receivers are a lot of radio for the money. As you know, they have no r.f. stage, and the sensitivity of the receiver suffers at the higher frequencies."

"Isn't there anything I can do?" asked Tommy. "The sunspot cycle is going up, and 15 meters is going to be hot as a fire-cracker! Some of the fellows at the club have already worked Africans and Europeans on that band!"

"Tell you what," I said. "You hop on over here, and let's talk about this little

problem of yours. I think a simple pre-selector will fix you up. A little radio-frequency amplifier placed ahead of your receiver will improve the sensitivity. In fact, if we're foxy, we can make the pre-selector work on the 10- and 20-meter bands as well."

"Right!" shouted Tommy. "Stand by! I'm on my way!"

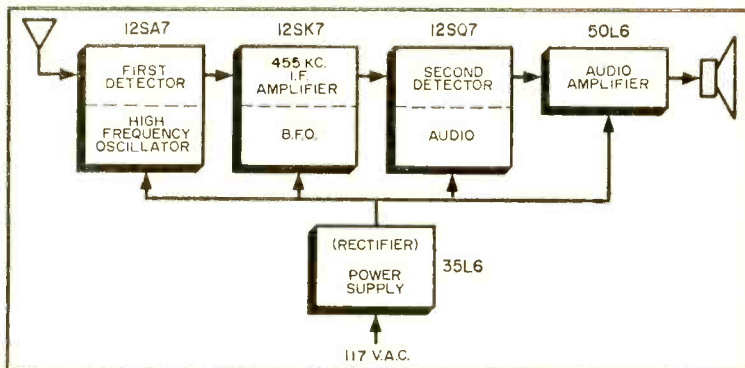
Tommy must have run all the way to my house. It was a brisk five-minute walk for the usual out-of-condition ham like myself. Tommy made it in two minutes flat. He came puffing into the garage workshop with his receiver under his arm. "Here I am—ready—to-go—to work," he panted.

"O.K., Roger Bannister. You sit down and get your wind back, and I'll give you a little lecture about what we're going to do," I replied.

The 11-year sunspot cycle just starting will breathe the new life into the higher frequency amateur bands. Dormant for several years, the 21-mc. Novice band is awakening as the sunspot count soars, and will be bursting with signals from all parts of the globe. Hundreds of Novice amateurs, tired of the interference encountered on the 80- and 40-meter bands, are migrating to this exciting portion of the radio spectrum.

Unfortunately, many of the less expensive superheterodyne receivers do not have the sensitivity and image rejection necessary for

Fig. 1. Block diagram of basic communications receiver. A simple but efficient receiver may utilize only five tubes, three of them performing dual functions. An r.f. amplifier stage can easily be added ahead of the first detector tube.



good performance on this band. The addition of a simple, inexpensive preselector will help the performance of such receivers to a great degree.

A block diagram of a simple superheterodyne is shown in Fig. 1. This receiver has all the basic components of a good short-wave receiver, but since it is built for minimum cost, it has none of the extras. One of the most important extras that may be easily added is an r.f. amplifier stage ahead of the converter tube. This amplifier works directly on the received signal, boosting it in strength.

A really substantial gain in signal-to-noise ratio of almost any receiver can be made with the addition of such a preselector. Below about 10 megacycles, a preselector stage can be eliminated without too much loss in receiver sensitivity. On the 15-meter band, the r.f. amplifier is a necessity. It is usually an impossible task to place the preselector stage in the receiver, but it may be made up on a small box and mounted atop the receiver.


Jerry was practically jumping up and down with excitement. "That's for me!" he

cried. "Where's the circuit? Let's get started on it right now!"

Shown in Fig. 2 is the schematic of a unit that will provide substantial gain over the 12-mc. to 33-mc. frequency range. A single 6AS8



Placing the preselector stage in the receiver is usually an impossible task, but it can be conveniently made up on a small box and mounted atop the receiver. In this case, it is constructed on a 3" x 4" x 6" aluminum box, as shown above.



Major parts of the "Lucky 15" are identified in under-chassis photo at left. For ease in assembly, the components should be mounted in the order specified in the text.

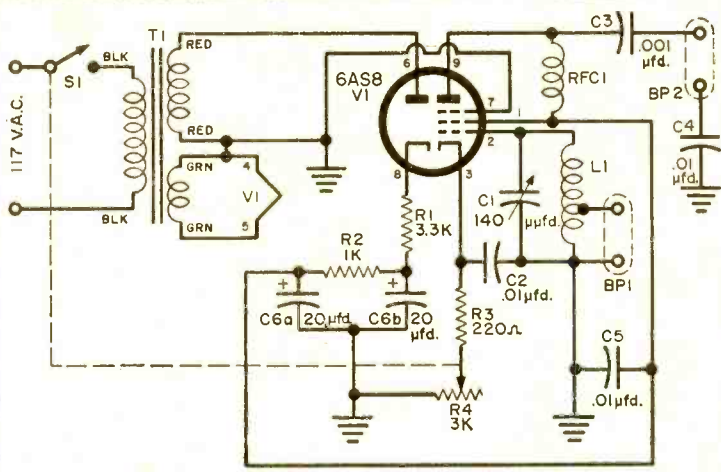
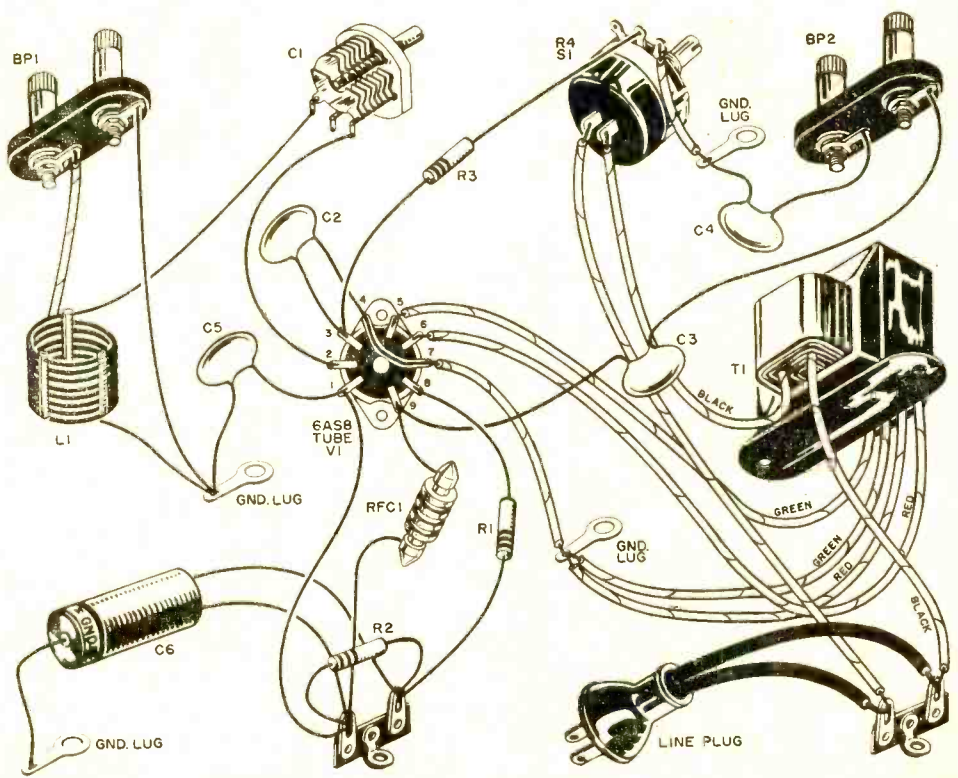


Fig. 2. Schematic diagram of the "Lucky 15." A single 6AS8 multi-purpose tube serves as both r.f. amplifier and power supply rectifier in this unit, which will provide substantial gain over the 12-mc. to 33-mc. frequency range. See parts list below.

4500

- BP1—Input terminal strip
- BP2—Output terminal strip
- C1—140- μ fd. variable capacitor (Bud MC-1856)
- C2, C4, C5—0.01- μ fd. disc ceramic capacitor (Centralab DD-1032)
- C3—0.001- μ fd. disc ceramic capacitor (Centralab DD-102)
- C6a, C6b—20/20 μ fd., 150-volt capacitor (Sangamo MTD-1520)
- L1—8 turns of Air-Dux 808T or E&W 3014, 1" long, 1" diameter
- R1—3300-ohm 1-watt resistor
- R2—1000-ohm, 1-watt resistor
- R3—220-ohm, 1/2-watt resistor
- R4—3000-ohm potentiometer (Mallory UM-8)
- RFC1—2 1/2-millihenry r.f. choke (National R-100)
- S1—Line switch on back of R2 (Mallory US-26)
- T1—Power transformer, 125 volts at 15 ma., 6.3 volts at 0.6 amp. (Stancor PS-8415)
- V1—6AS8 tube
- 1—3" x 4" x 6" aluminum chassis (LMB #141)
- 2—Two-terminal phenolic tie-point strips (ICA 2435)



Pictorial diagram shows how the components of the preselector are interconnected.

Fig. 3. Top view of chassis layout. All circuit grounds are made to the chassis by means of soldering lugs and lock washers placed beneath 6-32 nuts holding the various components to the chassis.

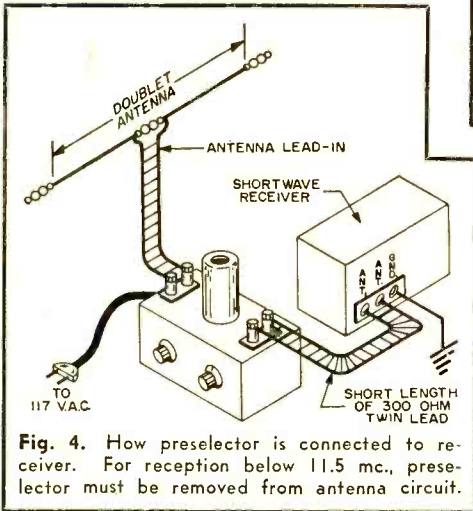
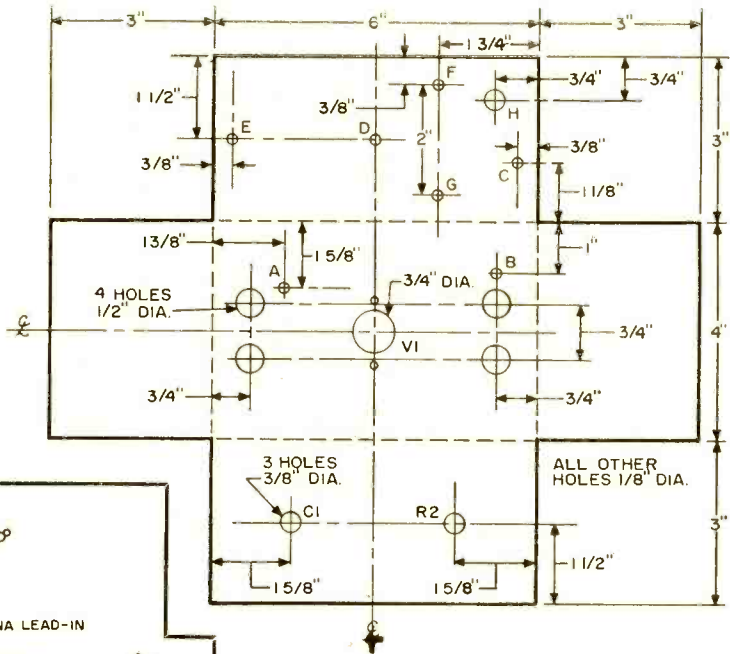


Fig. 4. How preselector is connected to receiver. For reception below 11.5 mc., preselector must be removed from antenna circuit.

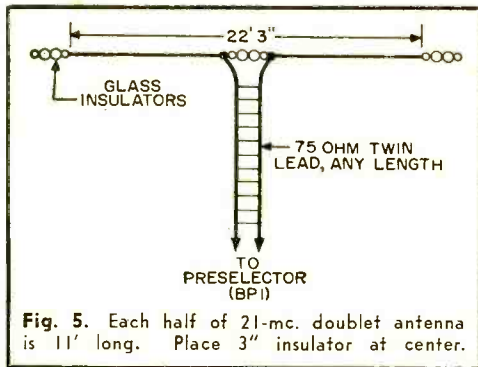


Fig. 5. Each half of 21-mc. doublet antenna is 11' long. Place 3" insulator at center.

multi-purpose tube serves as both r.f. amplifier and power supply rectifier.

The preselector input circuit, composed of $L1$ and $C1$, is tuned to the listening frequency. The amplified signal is taken from the untuned plate circuit of the pentode section of the 6AS8 and coupled to the input circuit of the receiver. A good impedance match can

be obtained over the complete tuning range of the preselector.

Gain of the preselector is controlled by the bias potentiometer $R4$ in the cathode circuit of the amplifier stage. When loud signals are received, the control may be retarded, preventing the receiver from being overloaded. The switch on the back of the volume control serves as a line switch for the power supply of the preselector.

The diode section of the 6AS8 is utilized as a half-wave rectifier to supply plate voltage for the other half of the tube. A simple and inexpensive RC filter network is used to smooth the voltage obtained from the diode rectifier.


"Why can't we steal a bit of power from the receiver to run the preselector?" asked Tommy.

"Most small receivers like yours are a.c./d.c. sets, and it's very difficult to obtain the correct voltages when such a supply is used. The filaments of this kind of a receiver are connected in series across the 117-volt line, and it would be very hard to introduce another tube filament in such a series circuit," I replied.

"Righto!" said the Young Novice. "Now, let's put this thing together!"


The preselector is constructed upon a 3" x 4" x 6" aluminum box (LMB-141) which is drilled as shown in Fig. 3. All circuit grounds are made to the chassis by means of soldering lugs and lock washers placed beneath 6-32 nuts holding the various components to the chassis. Placement of the major parts may be seen in the under-chassis photograph. For

(Continued on page 110)



First Kit-Type Tone Arm

Audax tone arm (top) shows cartridge alignment. Compass-swivel is detached in bottom view.



THE TREND toward making top quality audio components available in kit form at significantly lower cost has thus far been confined to amplifiers and to loudspeaker enclosures. Now, one of the pioneers of high-quality audio equipment, the Audak Company, for the first time is applying the do-it-yourself kit principle to tone arms.

The new Audax tone arm kit contains only three parts which are quickly and simply assembled into a complete professional-type arm. The whole job takes less than 10 minutes and no tools are needed other than a nail file or a small screwdriver. A mounting template is furnished.

The new kit exactly duplicates the famous Audax transcription arm, long recognized as a leading design. Its rotating section seats over the pivot like a compass needle. This single-point contact minimizes the lateral drag of the arm, making it easy for the stylus to wander from one record groove to the next. At the rear of the arm, a sliding counterweight with a calibrated

scale permits adjustment of any desired needle pressure.

Special care has been given to the design of the exchangeable pickup heads. The cartridge sits in the arm with its sides exposed, so that its correct alignment can be checked at a single glance. Wiper-type cartridge contacts provide assurance of good conductivity for the weak pickup currents and hence good signal-to-noise ratio. Problems of tracking, resonance damping, and vertical compliance have been carefully worked out.

Since the arm is balanced by the distribution of its own weight rather than by springs, it is immune to fatigue and assures constant needle pressure at all times. Retailing at less than \$15.00, the new tone arm kit offers quality at a bargain price. The manufacturer is the Audak Co., 500 Fifth Ave., New York, N. Y.

Remote Speaker Adds Space Effect



FACE-TO-FACE speakers in a wicker cage (top off) are furnished with Grundig radios to provide omni-directional spread of mid-range and treble sound. Placing the unit at a small distance from the main radio set provides a 2-point sound source with quasi-stereo effect. Woofer is housed inside the radio receiver. This neatly brass-trimmed wicker cage is imported by Majestic Radio Co., Brooklyn, N. Y.



By HERBERT REID

How to Buy Your hi-fi Tuner

THE ELECTRONIC AGE literally put music in the air—and the best way to get it out is through a hi-fi tuner. A tuner brings in your favorite programs through your hi-fi system with a tonal quality no ordinary radio receiver could match. FM in particular offers the kind of programs and tone quality to delight any audio fan. In many parts of the country, special FM stations have sprung up to satisfy the musical taste of our growing hi-fi population. From symphonies to show tunes and opera to jazz, your FM tuner dips into an airborne stream of music, bringing you a far wider choice of musical selections than you could possibly afford on records or tape.


Yet music reproduction is not the sole reason for FM. News, sports, and drama also gain impact and realism from FM's

higher fidelity. The crisp treble of a speaking voice, standing out boldly against the velvet silence of the noise-free FM background, tightens the suspense in *Dragnet* or, by ultimate fidelity, jerks another tear from *John's Other Wife*.

What Is a Tuner? A tuner is essentially a radio receiver without an audio section. It uses your present hi-fi amplifier and loudspeaker to amplify and reproduce the broadcast. It lets you take advantage of the full power and range of your hi-fi system rather than depend on the puny amplifiers and weak-kneed, un baffled speakers which usually mar the performance of commercial-type radio receivers. The output of the tuner simply plugs into your amplifier, letting you use all your usual hi-fi volume and tone controls for radio reception as well as for records.

Unlike ordinary radios, good FM tuners are built to hi-fi standards. A top-notch tuner equals the quality of a good amplifier and speaker. With such equipment, radio reception need no longer be the bottleneck in your sound system. Now you can pick music from the air as clean and vibrant as you ever heard from records or tape. There is no longer any theoretical limit to the sound quality transmittable by radio. The results you get from a tuner can be as good as (but no better than) the amplifier or loudspeaker it feeds into.

The Rise of FM. This great technical achievement was largely the work of one man: Major E. H. Armstrong, who invented FM more than twenty years ago



Each hi-fi tuner shown here represents a different type. (A) is Harman-Kardon's Model FM-100, known as the "Counterpoint II." It features FM only, employs a full and highly sensitive Armstrong circuit, and uses the tone controls of the associated amplifier. Only tuning control, variable a.f.c. and a "squelch" control for silencing noise between stations are provided on the tuner itself. The high performance is matched by high styling in black and copper. (B) is Bogen's AM-only tuner, designed to bring higher fidelity to AM reception where no FM programs are available. This unit features variable AM bandwidth. (C) is Pilot's FA-540 FM-AM combination tuner which features a new type of cathode beam tuning indicator. (D) is a Scott AM-FM tuner incorporating a new type of wide-band circuitry and a full set of controls. Only a control-less power amplifier is needed in conjunction with this unit. (E) is Allied Radio's "Bantam" Knight AM-FM tuner in neat "pancake" styling, which provides clear reception at low cost. Most firms make several tuner types to suit the needs of various kinds of hi-fi installations.

and spent his health and fortune to fight for acceptance of his invention against the opposition of the broadcasters. Trying to protect their investment in already existing low-fidelity AM equipment, the broadcasters held back on FM development. The public, yet unaware of the pleasures of hi-fi, was indifferent. Only recently the broadcasting industry, sniffing the hi-fi trend, realized that enough people now care about good sound to make FM broadcasting profitable. Many major network outlets operate on both AM and FM, and independent FM stations with programs tailor-made for hi-fi are springing up in the larger cities.

AM vs. FM. There is no conflict between these two basic methods of broadcasting. Each suits its own purpose. AM spans longer distances and thus makes it possible to cover wide areas with a minimum number of broadcasting stations. This is the reason why the major networks rely chiefly on AM transmitters to reach all parts of the country. FM operates at much higher frequencies, where the distance range, as in television, is limited to slightly beyond the optical horizon.

But when it comes to fidelity, FM is so far ahead that AM is clear out of the running. FM owes its decisive lead over AM in the high-fidelity sweepstakes to a whole batch of complex physical principles having to do with sidebands, amplitude limit-

ing, linear detector stages, and the basic laws of high-frequency radiation. Some of this we'll try to make plain in a separate article. For the present, let's take stock of the net results, leaving the causes for some other time.

FM, the new challenger, wins the hi-fi championship from old-timer AM by a technical decision on the following points: (1) *Wide frequency range to 15,000 cps,* (2) *No static and noise,* (3) *No interference between adjoining stations,* (4) *No fading,* (5) *Greater dynamic range, i.e. greater spread between soft and loud extremes,* (6) *Minimum distortion,* (7) *Uniform quality of reception at any time of day or night and in any kind of weather.*

Pick Your Tuner Type. You'll find price tags on tuners ranging from about \$60 to \$175. The higher priced tuners represent the ultimate in radio circuitry. However, many tuners in the \$60 to \$90 class do an excellent job, except in fringe areas of FM reception. For such locations it might be better to get a more sensitive and therefore more expensive tuner. Yet even in fringe areas, a lower priced tuner might work well with a well-placed outdoor antenna.

You can buy three basic kinds of tuner: FM only, AM and FM combined, and AM only. The choice depends on the programs available in your area, as well as your listening habits. For people living in places

with a wide choice of FM programs, the FM-only tuner suffices. Where no FM is available at all, get an AM-only tuner. Though AM necessarily lacks ultimate fidelity, a good AM tuner played through your hi-fi system is bound to bring you a truly startling improvement over ordinary radio reception. Thanks to carefully designed wide-band circuitry, such a tuner can give you a significantly wider frequency range and lower distortion even on AM. If in your area or in your mind there is no clear-cut exclusive choice between AM and FM programs, get a combination AM and FM tuner. It may cost a little more, but it lets you literally make the best of both.

Check Points. Decide where you want the controls. If your amplifier or preamplifier already has a full set of controls (volume, treble, bass, etc.), you can buy tuners with only a tuning knob and an ON-OFF switch. You just plug the tuner into your amplifier and then you use the

YARDSTICK FOR FM QUALITY

The performance of a tuner is pretty well spelled out in its specs. Look for these factors and figures as minimum requirements.

Sensitivity

5-10 microvolts for 30-db quieting in strong signal areas.

3-5 microvolts for 30-db quieting in weak signal areas.

A.F.C.

Should be provided and should have special cutout switch.

Drift

Should not drift from station after 1-2 minute warm-up.

Frequency Response

30-15,000 within ± 1 db.

Distortion

No more than 1% at full output (1 volt).

Hum

50 db below full audio output.

Output

At least 1-volt tuner output is needed to drive the amplifier of your hi-fi system. Cathode follower stage should be provided if tuner is to operate far away from amplifier.

knobs on your amplifier to control the sound of the incoming radio programs. Yet if your amplifier has no controls, you can get tuners with all the necessary control facilities built in. In those models, the controls on the tuner also work for the phonograph, tape recorder, or whatever additional program source you may use in your hi-fi system.

In picking out a tuner, keep in mind the following important points.

(1) *Sensitivity.* For FM, sensitivity is stated as the number of microvolts of signal strength required for a certain amount of "quieting." Quietening is the action by which an FM tuner cleans the signal of noise and static. Only if the signal of a given station exceeds the stated microvolt limit at the receiver input will the tuner bring in that station clearly. The lower the stated microvolt figure, the more sensitive is the tuner.

For AM tuners, a sensitivity of about 5 microvolts to produce the rated output (usually 1 volt) at a 20-db signal-to-noise ratio is considered a very good standard. Extremely sensitive AM tuners will even pull in stations with a signal strength of only 2 microvolts.

(2) *A.F.C.:* This stands for Automatic Frequency Control. It is a circuit by which the tuner "locks" itself firmly to the frequency of the FM station you have tuned in. Since most FM receivers have some tendency to drift away from the frequency to which they are tuned, this circuit is needed to assure that your tuner "hangs on" to the station you selected, keeping reception steady. Every good FM tuner should have a.f.c. However, a special "a.f.c. defeat" switch should be provided for cutting out the a.f.c. circuit to let you tune "by ear" those stations which are too close to a strong neighboring station to be distinguished from it by the automatic circuit.

(3) *Tuning Meter.* This is not a necessity, but it certainly is a convenience. This meter lets you "zero in" on a station when you dial. Either a cathode-ray indicator or a swinging pointer tell you just when you got your station "on the nose." The meter itself, of course, has no direct effect on sound quality. Yet it assures accurate tuning, which is a vital factor in getting the full frequency range of the signal free of noise and distortion. Without such a meter, precise tuning takes a practiced hand and ear.

(4) *Cathode Follower Output.* This circuit contributes nothing to the operation of the tuner as such; it merely changes its output to a low impedance. This permits the use of long connecting lines between tuner and amplifier without danger of hum pickup or loss of high frequencies. If you are planning to place your tuner and your amplifier far apart (maybe a tuner with controls next to your easy chair and the power amplifier stashed away in a corner or under a sofa), you definitely need a cathode follower output. If tuner and amplifier are to stay close together on the same shelf or rack, you can do without this feature.

(Continued on page 98)

Transistor Topics

By LOU GARNER

WHAT'S in a name? That which we call a rose, by any other name would smell as sweet. . . . Romeo and Juliet.

Had Bill Shakespeare been able to see the volume of mail received by your columnist as a result of asking for a "name" for transistor experimenters, he probably would have hesitated to write those famous and oft-quoted lines. As you know, we've been trying to find a name for transistor enthusiasts that would be as good as *ham*, *SWL*, *audiophile*, or the "handles" attached to other enthusiasts. As a start, we mentioned *transistor tinkerers* . . . now we have dozens to choose from, suggested in your letters, notes, and post cards. Here is a small sampling:

TRANSTINKERS . . . suggested by Leo Remington, of 2934 N. W. Thurman, Portland 10, Oregon, as a logical combination of the words "transistor" and "tinkerers."

TRANSITECH and **TRANSTECH** . . . from Jeff Duncan, 1445 East Seventh St., Plainfield, N. J. . . . either word as a short-

ened version of "Transistor Technician."

TRANTHUSIAST . . . by Bill Hillgrove, 4911 Rosetta St., Pittsburgh 24, Pa., who has shortened the phrase "Transistor Enthusiast."

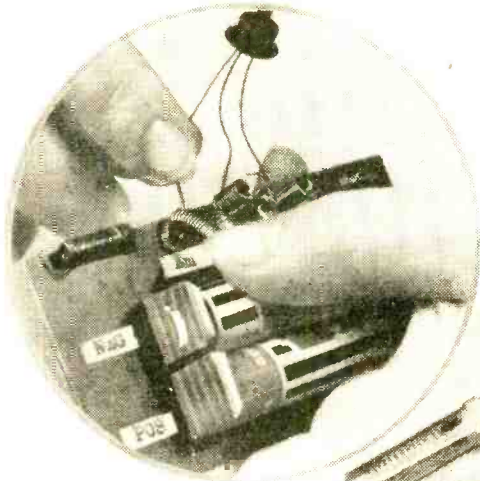
GERMANIAC . . . dreamed up by Jon Holzman, 2706 Moorgate Rd., Dundalk 22, Md., based on the fact that many transistors are made from germanium, and that a really enthusiastic person can be called a maniac.

TRANSISTOR PERSISTORS . . . suggested by Julian Pratt, 35-16 34th St., Astoria 6, N. Y., who *persists* at trying *transistor* circuits.


TRANS-SITTERS . . . from Ron Smith, 567 Harrison, St. Paul 2, Minn. We're not sure how Ron dreamed up this one . . . perhaps as a combination of "transistor" and "baby-sitter"?

TRANSISTOR PIONEERS . . . from Frank Seidita, 268 Degraw St., Brooklyn, N. Y. We published one of Frank's "pet" circuits some time back . . . perhaps you may remember it.

MYOPTICS . . . this last one from Pvt. Bill Thayer and the fellows at the 23rd Commo shack, Fort Carson, Colo., who suggest that transistor experimenters are "long on cash and short on intelligence." I can't quite agree, Bill. From the letters, I'd say most transistor experimenters are "long on intelligence," for it certainly takes above-average gray matter to be interested in . . . and to work with . . . such a new and technical field. On the cash side . . . no

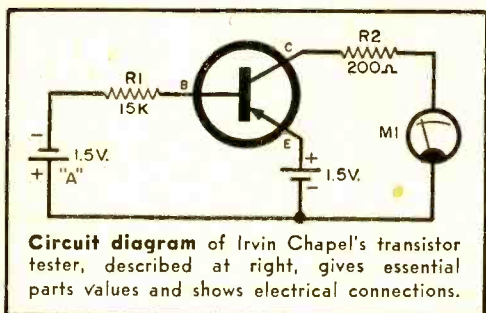


TRANSISTOR TESTER. Over-all view of Irvin Chapel's simple transistor tester is shown at right. Note, above, how coil springs serve as "quick-connect" terminals. Schematic diagram appears on the following page; see text for complete details.



comment! Of course, we all know that Bill is just "poking fun" . . . and he who can't laugh at himself is in pretty poor shape . . . to misquote an old proverb.

Readers' Circuits. Readers frequently write in to ask why we seldom feature circuits requiring more than one or two transistors. There are good reasons . . . in most cases, we feel that the more complex circuits are worthy of a "full treatment" as a feature article. Then, too, we find that many experimenters like relatively simple circuits that can be wired and checked in a few



minutes . . . and circuits requiring a minimum cash outlay for parts. Finally, simple circuits are best for beginners . . . not only as far as wiring is concerned, but also from a trouble-shooting viewpoint. Mistakes in wiring, defective parts, or other troubles are easier to spot.

Simpler and Simpler! In our July column, we published an extremely simple receiver circuit suggested by author-reader Matthew Mandl . . . we closed with a question, asking if anyone could think of an even simpler circuit. Answer? *And how!!!*

Four of the many circuits submitted are shown in the diagram at right. All use a single transistor, an antenna, a pair of headphones, and a ground. Almost any transistor (either *n-p-n* or *p-n-p*) is satisfactory. Headphones should be moderate to high impedance (1000 to 8000 ohms). In general, a good-sized external antenna is required. For best results, the antenna length is adjusted experimentally to pick up the strongest local station with maximum volume. Sensitivity is approximately the same as that of a crystal receiver.

Readers suggesting these circuits include: Frank Seidita (Brooklyn, N. Y.); Bill Stanley (Pittsburgh, Pa.); David Dittmer (Clayton, Ohio); Tom Oosterhout (Holland, Mich.); and Ronald O'Neal (Delhi, La.).

Transistor Tester. We've received the circuit for a simple transistor tester from reader Irvin C. Chapel, 602 S. Christine Rd., Wichita, Kansas. The schematic dia-

gram at the left gives essential parts values and shows electrical connections, while one of the photographs on page 61 shows Irvin's model in use.

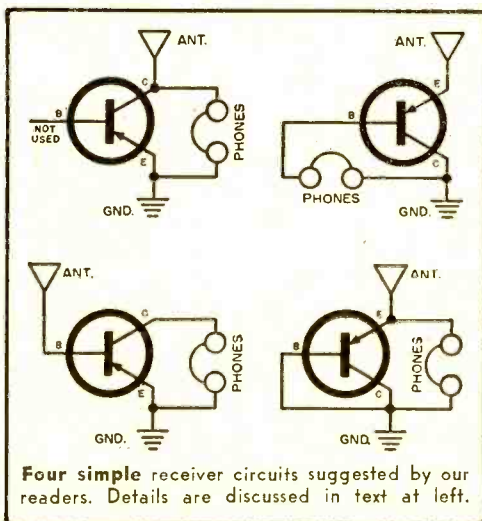
Referring to the schematic, a fixed base current is applied to the transistor by two penlite cells . . . through *R1*. The collector current is indicated on a milliammeter (*M1*), protected by series resistor *R2*. The base bias current is limited to 100-200 microamperes by *R1*; the collector current will be higher, varying with the gain of the transistor, and the meter's reading is thus proportional to gain. Typical "experimenter's" transistors give collector current readings ranging from about 1 milliampere up. A very low collector current reading indicates a low-gain transistor.

Construction is quite simple. Irving assembled his unit on a small Formica board, using eyelets for terminal connections. The spring wire clips used as "quick-connect" terminals are cut from small coil springs and soldered into eyelets on the board. Resistors *R1* and *R2* may be ½-watt units. The meter is an 0-5 ma. unit.

With the circuit connections shown, the instrument should be used to *check only p-n-p transistors*. To check *n-p-n* units, reverse the polarity of meter and battery leads.

Product News. From Argonne Electronics Mfg. Corp., 27 Thompson St., New York 13, N. Y., comes news of several additions to its line. More transistor transformers have been added, bringing the total to 77 different types. These miniature units are available from most distributors at under \$3.00 each.

Another new Argonne item is the Type AR-88 3-gang Poly-Vari-Con variable ca-
(Continued on page 122)



Transtopic

Experiment No. 11

High-Gain Regenerative Receiver

IN THE MARCH and April issues, POPtronics published a two-part series on simple transistor projects. The idea behind it we felt would appeal to most experimenters—practical construction projects which used essentially the same parts over and over again. Part 1 discussed some introductory projects using a single type 2N35 *n-p-n* junction transistor. In Part 2, we added a type CK722 *p-n-p* transistor, plus a few additional components, and discussed more advanced practical circuits.

We plan to continue this series and publish a new project each month using the same two transistors. Here is Project No. 11. Before starting, be sure to review the "Wiring Hints" given in the April issue (page 56). The circuit in the wiring schematic represents a combination of the *regenerative* receiver described in Part 1 with the two-stage *high-gain* receiver in Part 2. It provides more gain than either circuit alone and will pick up strong nearby stations.

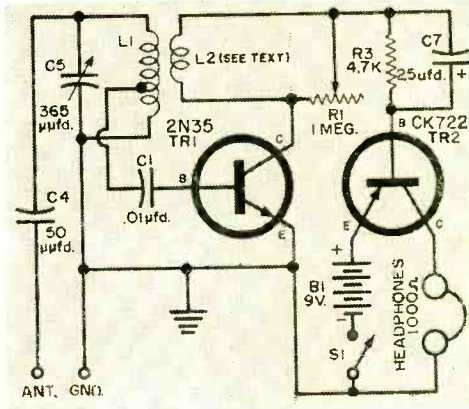
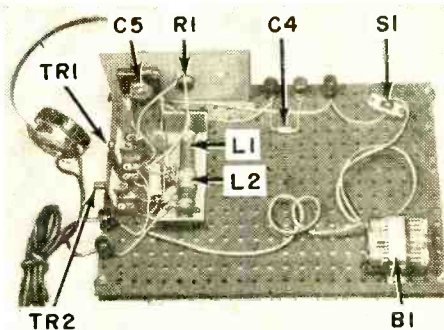
Regenerative feedback winding *L2* consists of about 12 turns of ordinary hookup wire between the middle and "GND." end of the antenna coil *L1*.


Listening to the headphone, adjust regeneration control *R1* over its range. At some point, a signal—either a low-frequency "putting" sound or an audio tone—should be heard. If you fail to receive such a sound, reverse connections to *L2*. Maximum sensitivity is obtained when *R1* is set to just before the point at which a putting sound or tone is heard.

In operation, radio signals are coupled through *C4* to the *C5-L1* resonant circuit, where the desired station is selected. The signal passes through capacitor *C1* to the base-emitter circuit of *TR1*, where both amplification and detection take place. The r.f. portion of the amplified signal is coupled from *L2*, in the collector circuit of *TR1*, back to *L1*, increasing the gain of the stage.

Regeneration control *R1* shunts feedback coil *L2* and determines the amount of regeneration. As the value of *R1* is reduced, r.f. energy is bypassed around *L2*, reducing the amount that is coupled back to *L1*. The audio portion of the detected signal passes through *L2* and is coupled through *R3*, bypassed by *C7*, to the base-emitter circuit of *TR2*. The amplified audio signal in the collector circuit of *TR2* drives the 'phone.

—Louis E. Garner, Jr.





Transistorized Intercom

THE FIRST INTERCOM to use printed circuits and transistors has been developed by the Teletalk Division of Webster Electric Co., Racine, Wis. An experimental model (at left) is said to have very high power output. Plans to set up production are under way, according to company spokesmen.

The model shown is a six-station system enclosed in a case measuring only 5" by 4" by 7". Because of the use of simplified circuits and the transistors, the new intercom requires smaller components such as resistors, capacitors, and transformers. It uses less power and generates less heat than conventional intercoms, yet boasts good sensitivity, sound pickup, and reproduction.

Webster plans to use transistors and printed circuits in all of its intercom systems ranging from 2 to 500 stations.


Tape Aids Radio Broadcasts

SINCE the inception of professional magnetic tape recorders about ten years ago, the American broadcasting and recording industry has utilized to the full the ver-



satility, endurance, and adaptability of these instruments.

A typical example is Station WBAY, CBS affiliate in Green Bay, Wis. This station uses seven Magnecord M-90 recorders. Five are rack-mounted on a panel within reach of the operator (photo above). The other two are used as portables: one for on-the-spot interviews and the other for pre-taping of programs to save time and smooth out pre-broadcast "program bugs." All seven may be operated by remote control.



Magnetic Detective

ASSEMBLY-LINE automation appears to have moved a step closer to actuality with the development of a new switch by engineers at Minneapolis-Honeywell's Doelcam Division, Boston, Mass. Using no moving parts, the switch is effectively a "magnetic detective," keeping tabs on components as they move along the assembly line. The first application will be on 1956 engine block manufacture for the Ford Motor Co. Ford has purchased 2000 of them.

The switch, shown as it is assembled in the photo at right, can shut down the entire assembly line if it detects an error in parts or in assembly.


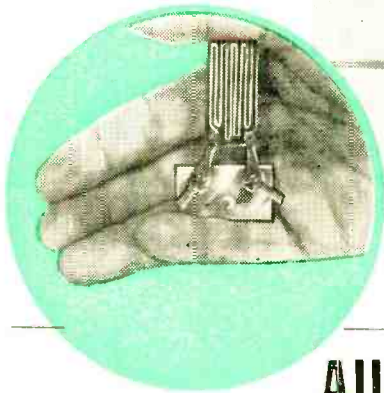


Runway Profiles

A VEHICLE that takes a statistical picture, or "profile," of an airplane runway is expected to reduce damage to aircraft caused by vibration in take-off. Built at Wright Air Development Center, it projects a light beam and records its distance to the runway surface. A computer then plots the curve or runway "profile" which reveals danger spots on runways.

By HARVEY POLLACK

The hygrometer is being calibrated at right to measure relative humidity. Heart of unit is sensing element (below) that changes its surface resistance with r.h. variations.




Build an

All-Electronic Hygrometer

A NEW PLASTIC humidity sensing element now makes it possible for you to build an electronic hygrometer for measuring relative humidity (r.h.). It can be used in your home, outside the house, in the egg incubator, in your refrigerator or freezer, or any other place where air moisture is significant. It combines the convenience of a hair hygrometer with the accuracy of the wet-and-dry bulb thermometer.

The photographs picture a double-scale instrument capable of reading r.h. from 30% to 100% on one scale, and from about 15% to 32% on the second scale. A simpler version involving only one scale with a range from 30% to 100% r.h. is shown in Fig. 2. You can determine for yourself which version will fill your needs better by deciding on the maximum and minimum readings you are likely to encounter. The heart of the instrument is a new El-Tronics sensing element which changes its surface resistance with variations in relative humidity.

Construction. Like any other electronic device, the hygrometer may be built into any one of a large variety of housings. Keep in mind that since moisture is air-



Three separate views of the author's model. The sensing element is inside the metal case and provision has been made to plug in a second element for external use. Note the vent plugs on both sides of the case, and the many small holes drilled in the top and bottom of the housing which are essential for quick and reliable action.

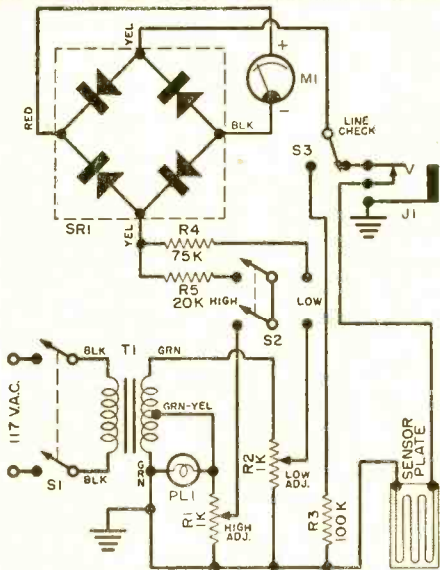


Fig. 1. Two-scale hygrometer circuit. Parts list appears at right and pictorial diagram below.

J1—Phone-plug-type jack, 2-circuit, shorting type

M1—0-50 microampere d.c. meter, 3" face (Triplet Model) 327-T)

PL1—Green jewel pilot assembly

R1—1000-ohm, 1/2-watt potentiometer, linear taper

R2—1000-ohm, 1-watt potentiometer, linear taper (Centralab Radiohm Type A101, Taper 1)

R3—100,000-ohm, 1/2-watt, 5% resistor

R4—75,000-ohm, 1/2-watt, 20% resistor

R5—20,000-ohm, 1/2-watt, 20% resistor

R6—3700-ohm, 1/2-watt, 5% resistor plus assorted resistors for calibration

S1—D.p.s.t. toggle switch

S2—D.p.d.t. toggle switch

S3—S.p.d.t., spring-operated, push-button switch

SR1—Bridge-type rectifier for instruments (Conant Labs Series 160B, yellow code)

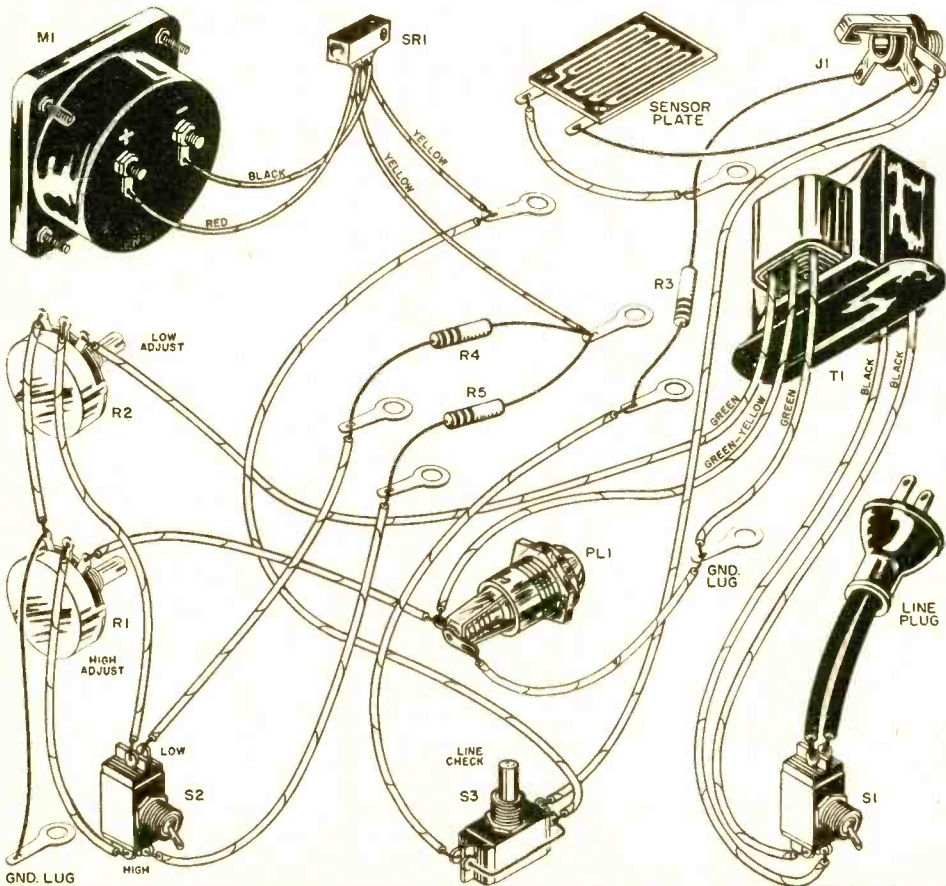
T1—12.6-volt transformer, c.t. at 6.3 volts (Thoradson 26F67—for single-scale version, the 6.3-volt center tap is unnecessary)

SENSING ELEMENT—Ei-Tronics plastic sensor supplied with resistance vs. r.h. curve (available from Allied Radio or Lafayette Radio—not from the manufacturer)

I—Standard phone plug

1—6" x 4" x 5" aluminum cabinet, grey hammettone, channel lock construction (ICA 29420)

Misc. graph paper, vent plugs, hardware, solder, wire, solder lugs, small sheet of Lucite (or Bakelite or polystyrene)



borne the sensing element must have free access to circulating air currents.

Your El-Tronics sensing element is accompanied by a graph which shows how its resistance varies with changing humidity. Before beginning construction, refer to this curve and read off: (1) the resistance of your particular element at 100% humidity, and (2) its resistance at 32% humidity. You will probably find the values to be about 4000 ohms and 100,000 ohms respectively. Use resistors with 5% tolerance or better.

Prepare the housing by drilling and punching all the necessary openings. A Greenlee No. 730-M meter punch (2-25/32" hole) is good for cutting the meter hole.

Note that no chassis is used. The calibrating potentiometers are mounted on a small plate of aluminum secured at the proper distance from the side of the case by long 6-32 machine screws and nuts. Resistors *R3*, *R4* and *R5* and the meter rectifier *SR1* are supported on a small plate of Lucite, which in turn is held in place by the meter terminal nuts. The sensing element is mounted on a second small plastic plate fastened to the side of the case near one of the vent plugs.


All wiring should be completed, including that of the internal sensor, without making any actual connections to the microammeter. When you have finished this portion of the work, your instrument should be complete; but you will have two wires—one that ultimately goes to the plus meter terminal and one for the minus terminal—still dangling and unconnected.

Testing. Just in case your wiring is incorrect in the smallest detail, you will want to do a preliminary test using a less sensitive meter than your valuable 0-50 microammeter. This could be a 0-1 milliammeter or a 0-5 milliammeter. Connect it to the meter leads and rotate both potentiometers fully counterclockwise, *but do not apply power*. Connect your 4000-ohm resistor

HOW IT WORKS

In either form, the electronic hygrometer is essentially a current-reading instrument. Since only a.c. may be used across the sensing element and a d.c. meter movement will read the current, a bridge rectifier is set up so that d.c. flows through the meter while a.c. flows through the sensor. A simple half-wave meter rectifier cannot be used since this would rectify the current through the sensor as well and cause polarization. The maximum current through the sensing element is 100 μ a. and the maximum applied voltage is 20 volts. By using a 12-volt transformer and a 0-50 microampere meter, the operating power is maintained well below the ratings of the sensor at all times.

As humidity changes, the resistance of the sensing element changes in the opposite sense, i.e., an elevation of humidity results in a reduction of resistance. Thus, the meter reading rises as the air becomes more humid.




Under-chassis view of the hygrometer indicates location of many of the instrument's components.

across the wires that go to the auxiliary plug and insert the plug into jack *J1*. This places 3700 ohms in series with the meter and the voltage source to represent the sensing element's resistance at 100% r.h.

Make certain that the range switch *S2* is set on *HIGH* (down position) and that both potentiometers are fully counterclockwise. Then apply power by means of switch *S1* for a brief instant while you observe the test milliammeter. This meter *should not* show even the tiniest deflection. Remove power by opening switch *S1*.

Now depress the *LINE CHECK* button *S3*. Move the switch *S2* to the *LOW* position and again apply power briefly. *No reading should be obtained* in this setting either. If a deflection of the meter needle occurs in either case, the potentiometers have probably been wired in backwards and should be checked against the diagrams.

If the meter reads zero in both cases, the microammeter may now be permanently installed and a performance test given the instrument as follows. With no power applied, the range switch *S2* should be set on *HIGH*, and the 4000-ohm resistor plugged into jack *J1*, both potentiometers



Close-up view of the El-Tronics sensor plate.

fully counterclockwise. Apply power and slowly rotate the *HIGH ADJ* potentiometer *R1* until the microammeter deflects full-scale. Remove power and then the auxiliary plug with the 3700-ohm resistor.

Return switch *S2* to the *LOW* position, depress *LINE CHECK* button *S3*, and again apply power. Carefully rotate the *LOW ADJ* potentiometer *R2* for a full-scale reading. Throw the range switch back to the *HIGH* position before releasing the *LINE CHECK* button. This is a precaution that should always be observed: never release the *LINE CHECK* button unless the range switch is in *HIGH* position.

The *LINE CHECK* button *S3* has a second important function. If you suspect that the line voltage is lower or higher than it was when you calibrated the instrument, you can check it quickly and effectively this way: first depress the *LINE CHECK* button, then move the range to *LOW*. If the line voltage is correct, the meter will read full-scale just as it did during calibration. If it is wrong, a touch on the *LOW ADJ* potentiometer will correct it for this scale. Similarly, a reference reading is obtained for the *HIGH* scale (about 9 microamperes) when the *LINE CHECK* button is depressed while the range switch is on the *HIGH* position under normal line volt-

age conditions. Re-setting for the *HIGH* range is accomplished by means of *R1*.

Calibration. This is a very simple procedure. Provide yourself with a sheet of graph paper, a sharp pencil, and a handful of resistors ranging from about 5000 ohms to 1 megohm, 5% tolerance, if possible.

You set the full-scale 100% r.h. reading when you used the 3700-ohm resistor in the testing procedure. Set the switch *S2* on *HIGH*, insert the auxiliary plug in the jack, and connect the resistors across the clips one at a time, noting the current in microamperes for each. Remembering that each resistor corresponds to a certain r.h. as given on the manufacturer's curve, plot r.h. on the horizontal axis and microamperes on the vertical axis, so that when you are finished you will have a curve of your own that shows the relative humidity vs. microamperes. For the high scale calibration, the resistors should range from about 5000 ohms to about 120,000 ohms to provide an r.h. sweep from 100% down to 30%.

Using the same graph paper, add the range from 32% down to 18% r.h. on the

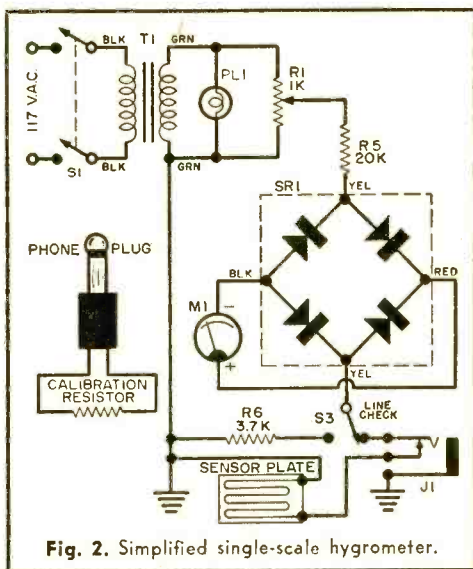


Fig. 2. Simplified single-scale hygrometer.


horizontal axis. Using resistors from about 100,000 ohms up to about 1.4 megohms, with switch *S2* set on *LOW*, repeat the procedure above. Make the graph small enough to be cemented to side of case for easy reference as shown in photos.

Using the Hygrometer. Always start with switch *S2* in the *HIGH* position. Observe the reading in microamperes, refer to the graph and determine the r.h. If the reading is below 32%, throw the range switch to *LOW* for a more exact reading between 32% and 18%.

Tuning the Short-Wave Bands

=with Hank Bennett

THIS MONTH we would like to take our readers on a visit to the home of another POPtronics reporter. Our knock on the front door of 5318 Walker Ave., Richmond, Va., is answered by Floyd F. Backus. By way of introduction, Floyd is 43 (he'll be 44 on October 8), married, and the



Floyd Backus, of Richmond, Va., is shown with his HQ-140X, RME 45, and DB22A preselector.

Floyd tells us that he began SW'ing in 1952 and that it has since grown into a large job. His shack is well equipped with three receivers, a Hammarlund HQ-140X, a National NC-125, and an RME 45. Extra equipment includes only an RME DB22A preselector. The antenna system at the Backus Listening Post consists of the old, reliable "inverted L."

Our featured DX'er has proven that a highly elaborate (and often inefficient) antenna system is not always conducive to the best reception. With his antenna-ground system, Floyd has logged 208 countries on the short waves, with 186 verified. He prizes as his best vert one from a medium-wave station, 2YA, in New Zealand. His best DX catch is *Radio Peking*, China, and his favorite DX band is 19 meters. He likes *Radio Switzerland* and *Emissora Nacional*.

Editor's Note: Although Floyd didn't mention this, he is also a printer of SWL and QST cards. We've seen his work and we like it—you will, too!

Portugal, best because of their fine variety programs.


Floyd is a member of the American Radio Relay League, International Shortwave League, Japanese Shortwave Club, the OTC Amongst Friends Club, the New Zealand DX Club, and Newark News Radio Club. If you are fortunate enough to be in Richmond and can pay Mr. Backus a real visit, you may be entertained by the music of a Spanish electric guitar—which represents another of Floyd's hobbies. But he says that DX'ing is the most interesting hobby of all as far as he is concerned. It is all clean fun and a fine way in which to make worldwide friendships. To which, we heartily agree!

How To Be a Successful DX'er

Is your receiver in top operating condition? Are you able to hear those rare DX stations that other DX'ers can hear? Or do you just shrug off those reports of rare stations with the remark: "That reporter must be cheating; he could never hear that one!" Here are a few tips that all of us might do well to consider:

(1) Every radio tube in each stage should be operating at its highest efficiency. (2) The first detector-r.f. must be aligned to the highest sensitivity.

(3) The i.f.'s (two or three) should be in



Mrs. Mary Ryan, of Honolulu, Hawaii, also a POPtronics reporter, operates station WH8BUF.

Many of the reporters for this column have received their Monitoring Identification Cards by now. Next month we hope to list the credits in the reports by number, rather than by initials. This will eliminate having to "invent" initials for two or more reporters that have the same initials. Your number will remain the same when new cards are issued next year. If you haven't gotten your card as yet, you will shortly.

Monitoring Identification Cards

You to become a successful DX'er. gain all the knowledge that will enable (10) Remember—it takes a long time to how to tune your receiver.

also have full and complete knowledge of tune in those rare stations. You should is a necessity if you want to be able to

(9) Patience for a long time, every day, and frequencies in s.w. bands helps a lot. (8) A complete knowledge of the stations to get the most out of your DX'ing.

crystal phase control and how to use the crystal (if your set has one) is necessary. (7) A complete understanding of the a preselctor is a MUST.

(6) In order to hear the really rare DX, your receiver.

er wouldn't have put a ground post on ground weren't important, the manufacturer wouldn't have put a ground post on

(5) A well-insulated antenna and external ground connection are needed. If the

(4) The bandspread dial must be calibrated 100%.

(3) The bandspread dial must be calibrated 100%.

perfect alignment with each other for best results.

Now for the latest batch of reports. All times shown are EST, 24-hour system. At the time of compilation, all times and frequencies shown were correct. Since the column has changed frequency or the times of operating, *Albania*—Radio *Tirana* apparently is experimenting with a new service to North America, using 9700 kc. and the mtr. of *Radio Sofia*. They have been noted in German at 1930-1945 and in Albanian at 1945-1958. Identity was *Hier Spricht Tirana*. (PM)

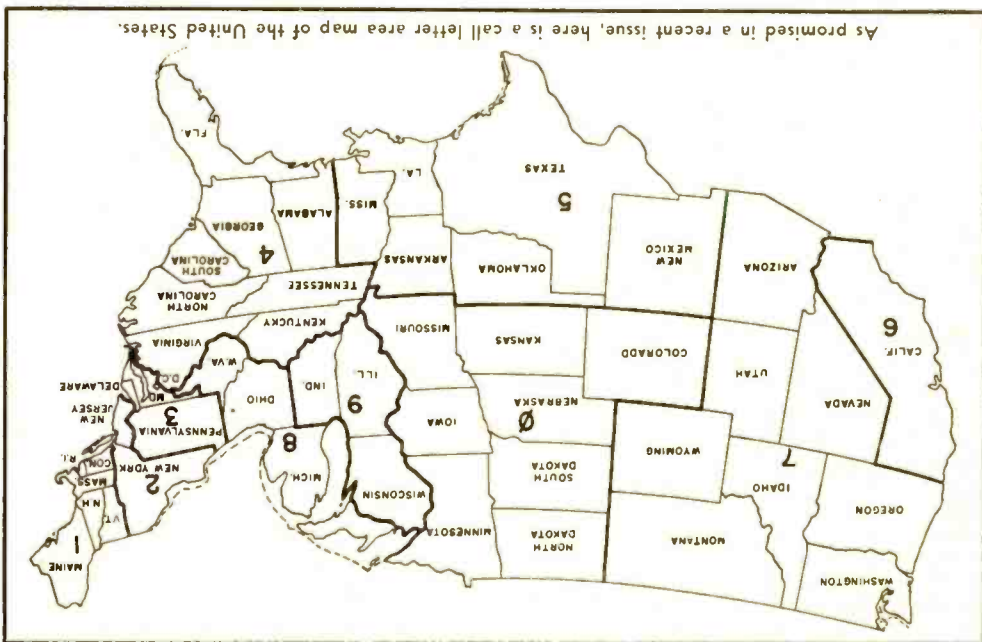
Andorra—On a DX program from *Radio Andorra*, it was reported that *Radio Andorra* was out of business and off the air. A letter from Paul Renaud of *Radio Andorra* states that the station is definitely operating at 0700-1900 on 580 kc. and has been operating without interruption, since 1939. (JH)

Argentina—LRU, 15,290 kc., The Overseas Service of *Radio El Mundo*, Buenos Aires, has been noted at 0700-0730 in English and Spanish. This xmsn runs dual with 9660 kc. (LRX) and 11,835 kc. (LRT). News in Spanish is heard at 0700-0705 and in English at 0725-0730. (SW, GF)

Australia—Radio *Australia* has moved from 17,800 kc. to 21,600 kc. and is heard at 0000-0045 in English to South Africa. Other moves are from 15,320 kc. to 15,200 kc., at 2329-0700 (Sunday to Thursday), at 1959-0700 (Friday and Saturday); from 15,320 kc. to 15,160 kc., at 0500-0900; from 11,900 kc. to 11,770 kc., at 0714-1230 daily; from 11,900 kc. to 17,790 kc., at 1714-1930. These xmsns are in South and Southeast Asian Service. VLRK15, 15,230 kc. (a domestic s.w. station), is heard at 0150-0200 with popular music and at 0200-0230 with a children's program. (BV, SW, AB)

In a letter from Robin Wood, Director of POPULAR ELECTRONICS (Continued on page 102)

Current Reports



As promised in a recent issue, here is a call letter area map of the United States.



Wife World Photo
 Each remote control unit operated from outside the store. System was invented by Bruno V. Stiller, Wheeling, Ill. spent 6 1/2 years perfecting the device.

AUTOMATION may be coming to the Food Store Convention at the Waldorf-Astoria Hotel, New York City, the device shown below selects items from shelves when the shopper presses the desired buttons. Prices of food chosen are tabulated. Food is delivered by conveyor belt to the front counter. A method for altering the front counter remote control units is shown in the photograph.

Push-Button Shopping

OPERATORS 150 feet away "see" and control processing operations inside huge reheating furnaces at the Weirton Steel Co., Weirton, W. Va., by using an industrial television (ITV) system developed and installed by RCA (above). The TV camera "looks" inside the furnace to provide the operator with a close-up view of the hearth and furnace discharge chute. Guided by what he sees, the operator can control the entire process remotely from his observation post, with accuracy, speed, and no personal danger. Closed-circuit TV is used throughout the plant, resulting in improved production.

ITV "Sees" for Steel Industry




NEWEST USE for radar is in land surveying (left), according to a recent announcement by the U. S. Army Signal Corps. Equipment developed at the Corps' laboratories at Fort Monmouth, N. J., is capable of measuring off 50 miles at once. Conventional optical surveying equipment can cover such a distance only by making 20 to 30 small hops, and requires meticulous sighting each time. The "radar ruler" is highly accurate, even over long distances, and works well in any kind of weather. Two jeeps, each carrying a portable radar station, are used—one at each end of the distance to be measured for land surveys.

Surveying by Radar



AN INCH-SQUARE "memory screen," announced by General Electric, will store nearly a million bits of information for use in computers. Developed by Dr. Harold R. Day, of the G.E. Research Laboratory, Schenectady, N. Y., the new device consists essentially of a thin sheet of glass in which small holes have been etched and then filled with metal plugs. An enlarged view of the honeycomb is shown on the screen to right of Dr. Day in the photograph. Each square inch contains 250,000 holes, or cells. Information is "written" into the cells by an electron beam scanning the screen. Another beam "reads" it.

One-Inch Memory



WHAT TO DO

a. and b. Inspect visually. Listen to system while jiggling cables and connectors. This usually locates defective connection. Re-pair, using solder. If this method does not locate defective connection, shut off equipment. Use an ohmmeter to test for continuity in cables, checking for shorts and opens.

c. Test capacitors following procedure outlined in text of article. Replace defective ones.

d. Same procedure as for c.

e. Make sure all signal cables are completely shielded and insulated. Try arranging their physical locations, changing relative positions with respect to each other. Isolate all power cords from signal cables. Keep signal cables away from power transformers.

f. Check for continuity and good connections between phono cartridge and leads in tone arm, and out to amplifier input jack. Make sure turntable motor is grounded. Make sure mounting plate is grounded. Try using rubber mat on turntable. If not successful, motor probably needs overhauling, or cartridge is defective.

g. Make careful diagram of all connecting cables and their interconnections on various chassis. Avoid a closed ground bus that returns on itself. Rewrite so that all input jacks connect via a common ground bus to one central ground point. If any component is grounded to water-pipe, or similar point beyond its own chassis, try removing such connection.

h. First, reverse power plug in a.c. wall socket. If not successful, measure with a.c. voltmeter the potential difference between circuit B-minus and chassis. If some reading is obtained, that chassis is hot. Disconnect all ground signal connections from such a chassis. Re-ground through shielded cable of another component whose chassis is not hot (where B-minus equals chassis ground, or zero). If hum persists, try using "floating shield" hookup (see POPULAR ELECTRONICS, March 1956, page 77).

CAUSE

a. Broken ground connection on signal cable at shielding, plug, or jack.
b. Signal lead and ground lead reversed.

c. Badly leaking or completely open filter capacitor.

d. Slight leakage in filter or bypass capacitors.

e. Stray a.c. pickup by signal cables.

f. Stray a.c. pickup by magnetic phono cartridge.

g. Ground loop.

h. Two chassis of unequal a.c. potential connected by common ground.

MILD OR INTERMITTENT HUM

LOUD HUM

Getting back to filter capacitors: they may be weak or open-circuited, either condition being a common cause of hum. A quick check here is to clip a test electrolytic capacitor across the suspected units, being careful to observe polarity. If the hum disappears, your culprit has been found. If you don't have a test capacitor, try shorting the positive leg of the doubtful unit to chassis with an insulated screwdriver or test wire after the rig has been turned off. Weak capacitors will show little spark, and open ones none at all. Since electrolytic capacitors may retain enough voltage to cause shock or damage to test gear, always discharge such components before working on them—and this goes for the test capacitor, too.

If the hum is still present, try tapping the tubes. A tube may develop an internal short from heater to cathode which can often be broken by tapping. Also try replacing

cause hum when turned "up." If the amplifier has separate treble and bass controls, is it possible that somehow the treble has been turned completely "down" and the bass all the way "up?" Such control settings might cause hum, to say nothing of tonal unbalance.

Sometimes the hum sensitivity of an amplifier depends on how the a.c. power cord plug is inserted in its wall socket. Try reversing it. This simple dodge has often reduced hum considerably.

Next, feel the power transformer and the electrolytic filter capacitors. These parts may feel warm when operating normally, but can get very hot if the capacitors are leaking badly due to the excessive current flowing through them. Under these conditions, the rectifier tube plates may glow red. It is also possible that the rectifier tube will cause hum or other trouble without overheating very noticeably.

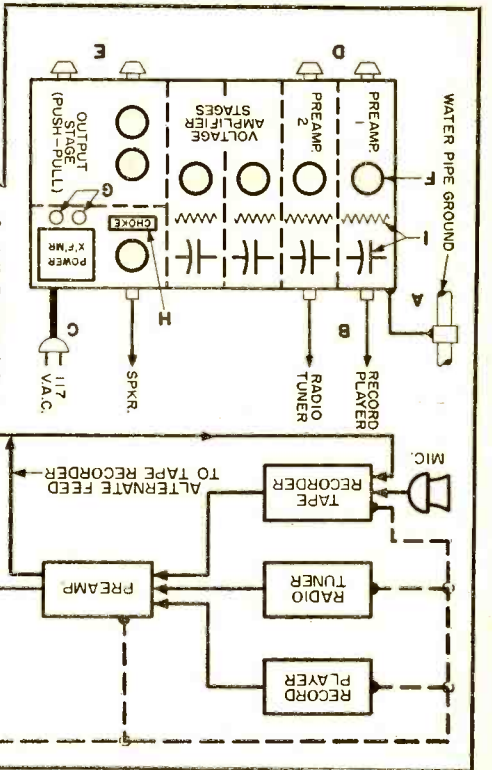
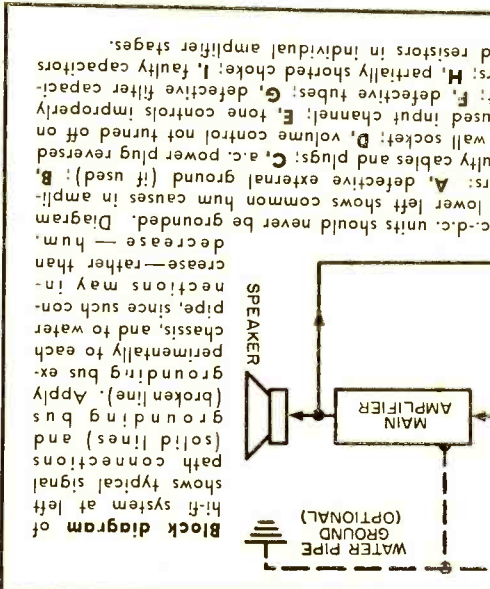
The turntable motor may have a poor connection, and the grounding bond between the cartridge lead shield and the motor frame may be loose or poorly soldered. Check any bond provided between the player chassis and the main amplifier or other parts of the system. Don't overlook the possibility of turntable rumble. Any undue motor vibration may be communicated to the pickup stylus and be reproduced as hum or rumble in the speaker. Make sure the motor is properly suspended and that its rubber mountings are not loose, hardened, or squeezed solid by mounting screws being pulled up too tight. See that the motor board is properly secured to the cabinet frame. A rubber pad on the turntable often reduces noise pickup.

The radio tuner has some possibilities for hum in common with the amplifier, such as defective tubes and filter capacitors, as well as some troubles of its own. Sometimes a hum appears only when a station is tuned. Known as "tunable" or modulation hum, this may be caused by weak or open line filter capacitors connected between each leg of the a.c. line and chassis. Heater-to-cathode leakage in the oscillator or converter tube is another cause of this trouble in superhet tuners. In t.r.f. tuners, it may be due to inadequate filtering of the plate voltage in the r.f. stages. Try reversing the a.c. power plug in the wall socket.

If following the steps described in these paragraphs doesn't correct the hum, you have earned the right to call in a radio-TV sound technician.

Other Components. Hum in other components can also be traced and eliminated. The record player may have a defective soldered connection on one of the cartridge leads, particularly the shielding braid which is usually the low side of the cartridge circuit.

If these checks do not eliminate the hum, try to isolate the hum to a particular stage of the amplifier by shorting out each tube input grid to cathode or chassis. Start with the output stage and work back toward the input. The first stage you come to that can be shorted out without killing the hum is the stage where the hum originates. From here on, it's a matter of checking each soldered joint in the stage. Pay particular attention to shielding braid grounds. Test for open, weak or shorted capacitors and resistors. Bypass capacitors of the plate screen and cathode circuits are often at fault. Be very careful in checking the first stage of the amplifier is a built-in preamp. Hum in other components can also be traced and eliminated. The record player may have a defective soldered connection on one of the cartridge leads, particularly the shielding braid which is usually the low side of the cartridge circuit.



AFTER CLASS

Special Information on Radio, TV,



Radar and Nucleonics

SOME FACTS ABOUT LIE DETECTORS

TOO MANY inaccurate headlines and too little comprehension have made the electronic lie detector a scientific "football" in recent years. The reluctance of the courts and some psychologists to accept the findings of lie detectors as evidence in criminal cases has raised understandable doubts about the whole concept of the instrument.

Let's take a technical and unbiased look at some modern lie detectors.

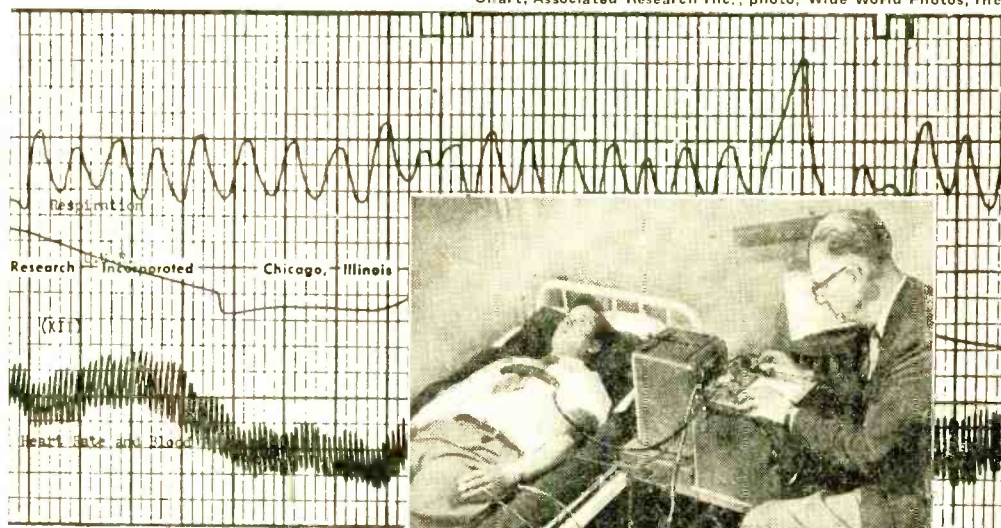
Types of Detectors. Among the simplest of these devices is the type which measures or indicates variations of skin resistance during a period of questioning. Based upon the principle of the Wheatstone bridge, an instrument of this type contains a highly sensitive microammeter which responds to minute changes in the resistance of the skin. Electrodes made of amalgamated zinc are pressed against the palms of the hands. Surface resistance and polarization effects are reduced by using a special electrolytic paste between the electrodes and the subject's skin.

The theory of operation is simply that the emotional strain of telling a lie affects the sympathetic nervous system. Sweat glands are thus stimulated and the moisture produced simultaneously over wide areas effectively lowers skin resistance. The swing of the microammeter needle is recorded manually by the operator; such records are always open to skepticism even when supported by the testimony of witnesses to the test.

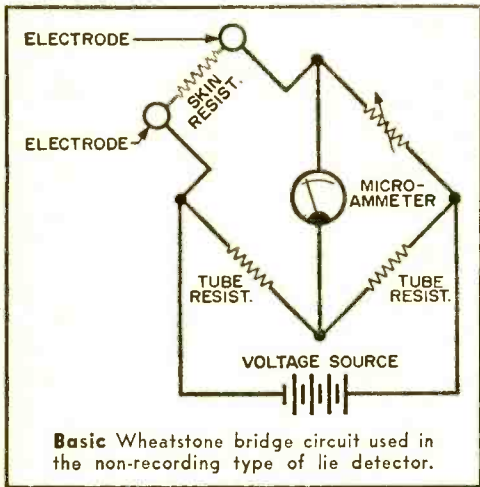
This objection is overcome by making the instrument self-recording. Psychogalvanometers, as recording lie detectors are called, utilize a moving tape upon which an inked stylus traces the resistance variations. The tape moves slowly—five to twelve inches per minute—to enable the operator to annotate directly upon it information that will interpret the trace later on.

The question is: does a variation in skin resistance indicate conclusively that a "lie-telling" emotional strain is taking place? People experienced in the application and

Chart, Associated Research Inc.; photo, Wide World Photos, Inc.



Three-modality chart as described in text: top trace shows respiration; second trace, skin resistance; and bottom trace, heart rate and blood pressure. At right, actual lie detector test is given.



Lovett Garceau

The simplest form of lie detector measures or indicates variations in skin resistance only.

manufacture of these devices steadfastly maintain that it does not. They insist that other "modalities" of response must be measured—such as blood pressure, heart or pulse rate, breathing rate and depth, and even the presence or absence of muscular flexure.

Response Recorded. One particular instrument in widespread use throughout the nation in city, county, and state police departments utilizes a total of three modalities. Two of the three major sections of the instrument are not electronic at all: heart rate and blood pressure are shown in a single trace (lowermost on the chart) in which the fine, closely spaced zig-zag lines count heart beats while the broad, slow variation of the line-groups measures the changes in blood pressure.


The uppermost trace records respiration effects in terms of frequency and depth; a large amplitude of stylus deflection indicates a deeper-than-normal breath, while

the changes in spacing between the waveforms reveal irregularities in rate of breathing. Both of these curves are obtained by pneumatic methods which have no electrical or electronic aspects. The lower one employs a standard type of blood pressure cuff in which air pressure variations activate the stylus; the respiration trace is similarly produced by a pneumatic tube which fastens around the subject's chest.

The skin resistance presentation is obtained by means of a Wheatstone bridge using balanced tubes as two of the arms, a calibrated precision potentiometer as the third arm, and the skin of the subject as the remaining one. When the skin resistance changes, the bridge balance is disturbed and a current is passed into the stylus drive mechanism, causing it to shift its position on the moving tape. According to one manufacturer, this trace is the *least important* of the three. Tests upon literally thousands of subjects prove, he says, that the heart-blood pressure and respiration records are the most revealing and the most reliable indications of deception or emotional response.


There is a specialized technique that has to be learned if one is to make competent use of lie detection equipment. In fact, a course of at least six weeks dealing with chart interpretation, methods of interrogation, basic physiology and psychology,

(Continued on page 120)



Associated Research, Inc.

This instrument produced the three-modality chart featured on the preceding page.



Hi Tide in the Tweeter

By CARL KOHLER

PERCHED atop the rocking channel buoy like an ant riding a gyrating cork, I did my level best to affect an air of *savoir faire* as the Coast Guard Cutter came thunderously alongside. Moments later, with the tape recorder still safely harnessed to my back, I stood on deck and chatted as nonchalantly as possible with the Commander of the boat.

"What were you doing on that buoy in the first place?" Suspicious military eyes scanned the recorder. "Those buoys are government property, you know."

"Well, officer," I chuckled . . . to show that the whole thing was nothing more than a slight *faux pas* and there was no harm meant. "I went out there to record some seals."

"To *what* some *which*?"

"Record the sounds made by those seals. Guy that lives on the beach assured me I could get some marvelous recordings of those seals if I just quietly sat on the buoy and let them regain their confidence around me."

The look he gave me said plenty. It more than made up for the silent ride all the way back to the docks, where my anxious wife awaited her intrepid Boswell of the Salty Deep. And while I *can* erase the memory of that officer's caustic expression—in due time—from my shattered ego, I haven't been able to figure out, just yet, how I'm going to erase the adventure from Friend Wife's sadistic sense of ridicule. It's obvious she has no intention of allowing herself (or me) to let a folly, whether originally based upon sincere and painstakingly scientific research or not, quietly fade away.

But I still think the premise was soundly superb—and I've got the fascinating sounds of high tide in the tweeter to prove it . . . not to mention the background cries of feeding, rollicking seals.

Here's how the caper came about.

WE WERE peacefully rearranging our music library, composed of both discs and tapes, when I happened upon a long-forgotten set of hi-fi test records . . . purchased at the time of installing the complicated, inter-room system which keeps

our house well filled with flawlessly reproduced music.

I can thrill to Ravel's *Bolero*, dreamily soak up Debussy's *Clair de Lune*, or gracefully cavort to the haunting bars of Jelly-roll Morton's *Yew Cain't Haul Mah Ashes Anymo'*, *Baby*, 'Cause We Clashes as enthusiastically—if not as impressively—as the next music lover. My tastes range from *Night On Bald Mountain* to *Short-'nin' Bread* (with or without Nelson you-know-who's aid), and nary a measure is unappreciated to the last quarter-note or flatted fifth. But my *real* fetish, my true Achilles' instep is . . . natural sound. When it comes to bizarre, enchanting sounds of hill and dale, town or country, this world or some other—I'm nuttier than an almond grove at harvest time.

Consequently, I was playing these test recordings for, maybe, the sixth time—carefully drinking in the delicate overtones of *Santa Fe Limited Passing Signal Green: Full Horn Communications*—when Friend Wife snapped off the phono.

"My God, man, that's *enough!*" she rasped.

"Don't care for it, eh?" I slid a short stack onto the record changer composed of *Boeing Bomber With Flaps Down Approaching Field*, *Freeway Traffic At The Impatience Point* (the contrapuntal effect



. . . Perched atop the rocking channel buoy like an ant riding a gyrating cork, I did my level best to affect an air of *savoir faire* . . .

of the Chevy horns against the Ford klaxons is the most stimulating thing I've heard since static was captured for the human ear) and *Myna Bird With Head Cold Humming Aimlessly*. "Well," I observed, democratically, "it would be a dull



... I happened upon a set of hi-fi test records and was playing them for, maybe, the sixth time—carefully drinking in the delicate overtones ...

old world if everyone liked the same things. Would you care to savor the sharp nuances of, say, *Seattle Tugboat Leaving Dock*, or the more silken treatment as found in *Aftertones Produced In The Wake Of Guided Missile?*"

She beat me to the changer, slamming a stack of archaic (if, admittedly, spirited) Mickey Katz *Tribal Chants With No Theme And You Should Have The Variation* on the turntable.

"Those test records are enough to drive a girl nuts," she complained, bitterly. "And I've listened to them played enough times to drive a gaggle of girls completely wacky. You play that weird stuff any more and you can reserve me a bench in the funnyhouse, chum."

"Don't care for them, eh?"

"Loosely understating it ... No!"

RIGHT THEN and there, inspiration gave me a swift kick in the nether mental-quarters. A *fabulous* idea! Only a dolt whose wife loathed test discs would have been so long in seeing the need for *interesting, soothing-type test recordings*. I hugged Friend Wife gratefully, and bent a merry-eyed grin upon her startled face.

"Thanks to your womanly dissatisfaction, you have just moved sonics and sonic enjoyment ahead by years, love! With me as the feverish instrument of experiment, toil and patient searching—"

"If you're scheming up some madness that requires tearing the whole house apart, again, you can—"

"—always faithfully searching for bet-

ter ways to better living through electronic study, theory and philosophy—"

"—forget it, chum, because I'm not stumbling over a lot of half-baked nonsense strewn around *my* house just so you can enjoy hearing a high-register squeak."

I unbent my gracious smile of joy.

"Listen, lady," I said coldly. "I have long known it's a marital felony to move anything around this joint but the furniture ... and *that* only under your restless supervision. But it so happens that this project will take place entirely in the God-given freedom of the great outdoors, beyond your picayune regulations."

"So, get huffy," she chittered, an expression of self-doubt clouding her shamed features. "What dazzling sort of flop do you have in mind *this* time?"

"I'm going to make recordings of vast import to the hi-fi field. My contribution to sonics—once I offer a select series of sounds captured in the actual sites and under the extemporaneous conditions of Mother Nature—will most likely put the name, Kohler, enshrined for the ages, in the halls of Sound History."

"Break that mish-mosh into English, will you?"

I flicked a glance of undented dignity at her.

"Simply speaking, I'm going down to the beach and collect the voices of the sea



... With the tape recorder on my back, I garnered all manner of sound treasure, among which was the soft "klik-klik" of multi-colored crabs ...

creatures, the symphonies and melodies of wind and sea and tide."

"Great!" She leaped to her feet. "I'll go start packing the sunburn lotion ... and wait'll you see how I look in that new sunsuit I bought!"

And while she—naive female of the frivolous mind—prepared to have a typical

(Continued on page 124)

By Owen A. Marsh


UNIVERSAL TESTER USES "MAGIC EYE"

DO YOU BANG the meter needle off scale when an unexpected voltage appears as you probe an unknown circuit? Would you like to save the time necessary to set up the proper polarity, range, and a.c. or d.c. switches on your voltmeter?

With the one probe of this tester, and without any switching, you can be "screw-driver" happy. Any point in a radio, TV set or other electronic device from less than 0.5 volt to 500 volts can be safely probed and the nature of the voltage will be indicated on the "magic eye."

The "magic-eye" tester is not limited to showing only the nature of the voltage, positive or negative d.c. or a.c. It will also differentiate between low and high voltage d.c., which will enable you to tell cathode and suppressor-grid from plate and screen.

Alternate construction methods are suggested, differing only in the source of power. If you have a power supply furnishing 6.3 volts a.c. and from 150 to 250 volts d.c., then the simple circuit shown in the upper part of the schematic drawing is all you will need. Leads from the points



marked "X" and "Y" are brought out for connection to the external power supply.

Exact construction details are not important and may be easily changed to suit the desire or available material of the builder. Reasonable differences in component values may be substituted without critically changing the tester's utility.

The entire power supply shown in the photos was built on a piece of Micarta insulating material 2" x 2½" x ¼" thick. Rectifier units are mounted on one side and the capacitors on the other, with their leads laced through holes in the board for support. The power cord plug should be polarized so that the side indicated in the schematic will be at ground potential. This can be done by soldering a small wire around the edge of the prong so that it may only be inserted in the wide (ground) side of the receptacle.

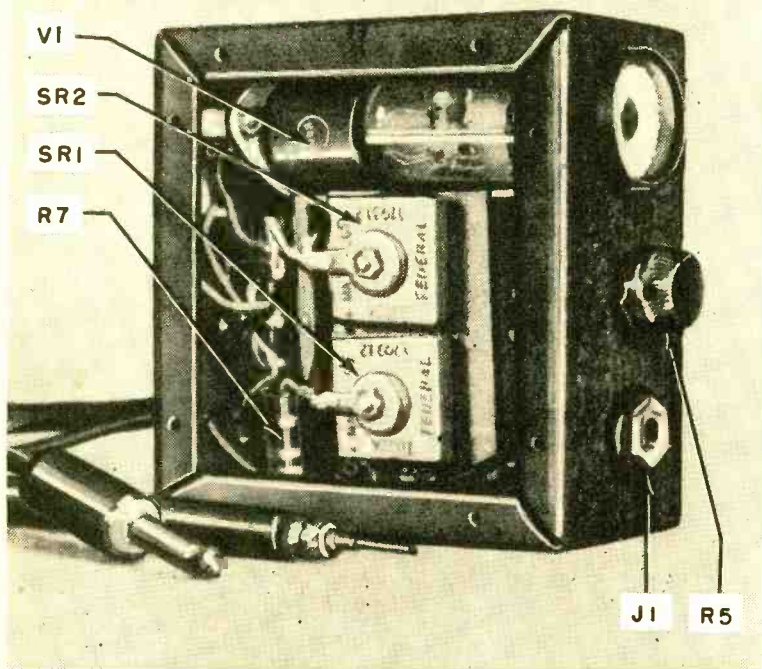
The test lead incorporates a 1-megohm resistor in the test prod which is similar to the d.c. test leads of most vacuum-tube voltmeters. If you have one of these leads, it can be conveniently used for the tester and thus eliminate the need for constructing another.

Placing the unit in operation requires but two simple adjustments. First, with no signal applied to the probe, the cathode resistor, *R5*, is adjusted so that approximately one-half of the normal shadow angle shows on the 6U5 tube. The "eye" should now completely close, without overlap, when about 10 volts negative d.c. is applied at the probe. Second, the plate resistor, *R4*, is adjusted so that the "eye"

HOW IT WORKS

Connections to the magic-eye tube, *V1*, are routine. However, in the RC circuit, *R1*, *R2*, and *C2* are unusual in that they are used to determine voltage by a time delay method. If a d.c. voltage is applied between the probe and "ground wire" return, the capacitor will charge up. This will force the shadow to its widest possible limit. Removing the d.c. will enable the capacitor to discharge through *R1* and *R2*. Time involved until the shadow returns to its normal width will be of the rough order of magnitude of the voltage. The longer the delay, the greater the applied voltage.

The plate and target supply is a conventional full-wave doubler circuit which supplies approximately 300 volts d.c. and is sufficiently filtered by the two 20- μ f. capacitors, *C3* and *C4*. The two resistors, *R6* and *R7*, are inserted in the negative side to limit the alternating current to approximately 2 ma., which reduces the shock hazard inherent in transformerless power supplies. These resistors reduce the target voltage to approximately 180 volts for satisfactory operation of the 6U5 tube.



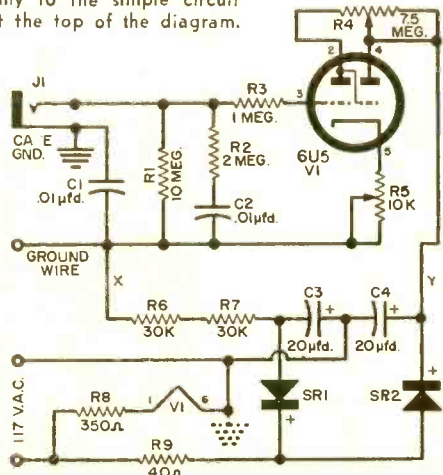
With the "magic-eye" tester, you can probe any point in a radio, television set or other electronic device from less than 0.5 to 500 volts. The "magic-eye" indicates whether voltage is positive or negative d.c. or a.c. and differentiates between low and high d.c. voltages. At left, the unit is shown with power supply installed and major components identified. Capacitors are mounted on the other side of the Micarta insulating board.

closes, except for about one-eighth inch, and shows a decrease in illumination when 6-volt 60-cycle a.c. is applied to the probe. The ground clip should be connected to the ground of the voltage source of the equipment tested.

If the equipment to be tested is of the a.c./d.c. transformerless type, it should be operated through an isolation transformer.

In transformerless equipment, one side of the power cord is directly connected to one side of the power supply. This condition creates a hazard to personnel and may result in serious equipment damage if an isolation transformer is not used. In transformer-operated equipment, this isolation is accomplished by the power transformer in the equipment.

Schematic diagram of tester and power supply, with parts list at right. If you have a supply which furnishes 6.3 volts a.c. and 150-250 volts d.c., refer only to the simple circuit at the top of the diagram.



Circuit Tester

- C1—0.01- μ fd., 600-volt ceramic capacitor
- C2—0.01- μ fd., 600-volt tubular capacitor
- J1—Single-circuit jack (Switchcraft S-11)
- R1—10-megohm, $\frac{1}{4}$ -watt carbon resistor
- R2—2-megohm, $\frac{1}{4}$ -watt carbon resistor
- R3—1-megohm, $\frac{1}{4}$ -watt carbon resistor
- R4—7.5-megohm potentiometer (IRC Q11-142)
- R5—10,000-ohm potentiometer (IRC Q11-116)
- V1—6U5 electron-ray indicator tube

Power Supply

- C3, C4—20- μ fd., 450-volt electrolytic capacitor (Pyramid TD20-450)
- R6, R7—30,000-ohm, $\frac{1}{4}$ -watt carbon resistor
- R8—330- or 350-ohm resistor line cord (JFD 2189 or 2175)
- R9—40-ohm, 2-watt carbon resistor
- SR1, SR2—65-ma., 130-volt selenium rectifiers (Federal FTR 1002)
- 1—Micarta insulating board, 2" x 2 $\frac{1}{2}$ " x $\frac{1}{16}$ " thick

Probe (see text)

- 1—Single-circuit plug (Switchcraft 250)
- 1—Single conductor shielded microphone cable, about 30"
- 1—Test prod
- 1—1-megohm, $\frac{1}{4}$ -watt carbon resistor

Better Bass

in

Less Space

Special panel helps bass sound in enclosure of reduced size

HOME CRAFTSMEN and professional cabinet-makers alike often run aground on one big bump when building speaker enclosures. This is the bump in the curve of loudspeaker resonance which effectively detours the enthusiast on the otherwise smooth road to hi-fi enjoyment.

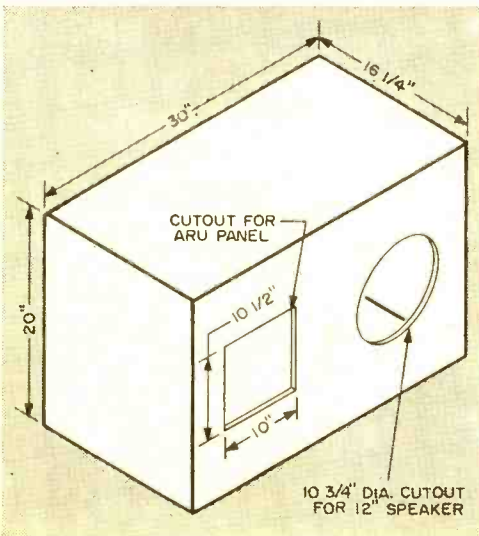
The bass reflex enclosure, long regarded

as one adequate solution to this problem,

can smooth that bump and provide good clean bass. Yet many an attempt to construct what seems to be a very simple enclosure of this type ends up as little more than a "boom box." Then, too, the dimensions of such enclosures (minimum of 10,000 cubic inches for a 12" speaker) have stopped many hi-fi'ers cold.

But the main problem with bass reflex cabinets has been their proper tuning. To be used correctly, a bass reflex enclosure must be *matched* to a particular speaker. Once matched, it sounds fine; but often an enclosure that sounds good with speaker "A" will sound horrible with speaker "B." Speaker and enclosure comprise a *system* in which the two partners are very closely coupled—acoustically as well as physically.

The enclosure to be described here has the advantages of simple construction with none of the pitfalls of conventional bass reflex designs. It is slightly more than two-thirds the size of a conventional bass reflex, can be used with any make speaker



of a given diameter, and—most important—requires no critical port or tuning to provide optimum loading on the cone.

Tuning Eliminated. The secret is a special new panel developed recently by Goodmans Industries, Ltd. of England, and marketed here by the Rockbar Corporation, 650 Halstead Ave., Mamaroneck, N. Y. Known as the "Acoustical Resistance Unit" (ARU), this panel provides a new element of impedance in a speaker enclosure which permits dimensions to be reduced and eliminates tuning of the port. In fact, the ARU effectively replaces the port.

In construction, the ARU is fitted into one of the walls of the enclosure. Its action on the air cavity within the enclosure is much like that of a resistor in an electrical circuit: it lets just the right amount of energy pass, enough to damp speaker resonance and extend bass response an octave below that frequency. Details on how this happens are given in the "How It Works" box at the right.

An enclosure dimensioned and built around an ARU panel requires two cutouts: one for the speaker and one for the ARU. The ARU itself is a flat, rectangular wire mesh covered with a critical amount of flock, and suspended in a wooden frame. The frame is flanged to fit snugly into its rectangular cutout.

Construction Hints. Once the speaker cutout and the ARU cutout are made, the rest of the enclosure is completely a matter of personal taste as regards styling and relative dimensions—as long as the overall cubic volume is maintained. The one built here (see dimensional drawing) contains about 7800 cubic inches of inside space as compared to the minimum of 10,000 cubic inches required for the conventional bass reflex. These 7800 cubic inches can be distributed in any way desired, as for example, in a corner shape.

Another thing: the ARU panel need not be mounted on the front wall of the enclosure. It works equally well on any surface, so long as there is a minimum distance of three inches between it and an adjoining floor, wall, or ceiling.

The ARU permits you to compromise without the limiting effects of compromise. The 7800-cubic-inch space has a tolerance of 10%. In other words, your enclosure can be 10% smaller or larger than 7800 cubic inches with no ill effects on the sound.

Regardless of how you custom this enclosure, remember to use nothing less than $\frac{3}{4}$ " plywood on all sides. All joints should be glue-sealed and secured with wood screws. All inner surfaces, except the speaker panel, should be padded with sound-absorbent material such as Ozite.

HOW IT WORKS


A bass reflex speaker system is a resonant system in which the capacitive (C) element, or air cavity, is tuned by the inductive element (L), or port. When C and L are tuned to the resonant frequency of the speaker, the cone's resonant peak is damped, and circuit Q (ratio of reactance to resistance, X/R) is said to be lowered.

Lower Q means less specific response to a particular frequency and a more general response to a wider range of frequencies. In terms of sound, this means smooth, extended bass with no "boom." At best, however, such an LC system is highly critical as regards correct tuning; slight changes in either C or L will detune the system. The need for a different resonant point (which could arise with a substitution of loudspeakers) would require a new tuning of L , or port adjustment.

Adding a resistive (R) element to such a system will not only lower its Q but will eliminate the need for critical adjustments of the L factor. The ARU does exactly this. At the same time, its damping action permits a substantial reduction of C .

The flock on the ARU acts as a friction loading device, or resistive element to the movement of air. Impedance offered to the passage of air has the same effect as if the energy were traveling a longer path from cone to port. The flock covers all but a narrow aperture which serves as a "port" over a relatively wide range of low frequencies. Damping action thus provided is spread over such a relatively wide range that no changes are needed if a new loudspeaker, with somewhat different resonant characteristics, is used in the same enclosure.

Any speaker so loaded can be counted on for response an octave below its own resonant point. Thus, a speaker with a natural resonance of 40 cycles can be used to reproduce as low as 20 cycles. A speaker with a natural resonance of 50 cycles will reach down to 25 cycles, provided, of course, that the speaker has an output at these lower frequencies.



Close-up of the ARU reveals the critical amount of flocking used. Pencil points to opening in the flocking. Flanged edges of wooden frame help secure the ARU in its cutout in the enclosure's wall.

In calculating the required inside cubic volume, remember to subtract the thicknesses of the walls. For example, if the over-all dimensions of a piece of $\frac{3}{4}$ " plywood are 30" by 20", the 30" will probably be reduced to 28 $\frac{1}{2}$ ", allowing for the thickness of the plywood pieces to be butted to its ends. It's also good to subtract the compressed padding thickness.

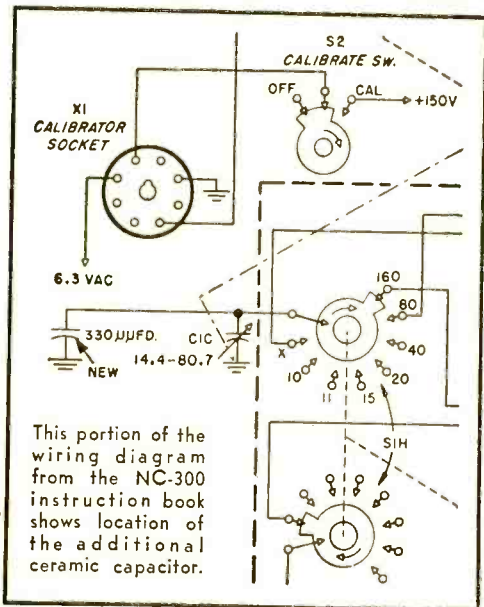
Improving Old Enclosures. Besides helping you build a new enclosure correctly, economically, and easily, the ARU can

NO. AND SIZE OF SPEAKERS	ARU MODEL	ENCLOSURE (cu. in. $\pm 10\%$)
1—10"	180	5,900
2—10"	280	8,300
4—10"	480	11,700
1—12"	172	7,800
2—12"	2—172	11,700
1—15"	280	8,300
1—18"	480	11,700

Chart shows possible combinations of standard loudspeakers that may be used with the four models of the ARU now available. The unit was developed for use with "Axiom" loudspeakers but may be used with speakers of similar characteristics. For best results, speaker used should have natural resonance of not much more than 40 cycles, preferably lower.

be used to correct deficiencies in existing bass reflex enclosures. First, substitute the required ARU cutout for the existing port. Then, reduce the over-all cubic content of the box by $4\frac{1}{2}/6 \pm 10\%$. Use your own ingenuity to do this. One method is to remove the back panel and reset it closer into the box. Other ways to partition off part of the existing cabinet will suggest themselves.

Adapting NC-300 to Receive WWV on 10 Mc.



IF YOU ARE the proud possessor of the new National NC-300, you may be wondering if anything can be done to receive WWV on it. Checking WWV not only insures accuracy of the built-in crystal calibrator, but enables time signals and ionospheric storm warnings to be received.


Changing from one speaker to another of the same size presents no problem to the ARU. Its resistive action is spread over enough of a range to provide loading and damping for speakers of varying characteristics. The combination of opening and partial flocking on the ARU panel handles frequencies as low as 20 cycles, assuming the speaker can put out that kind of bass. When used in conjunction with a speaker that has a fairly low resonant frequency, the ARU tends to smooth the resonant peak and extend bass response below that frequency. Details on number and sizes of speakers that may be used with the ARU are given in the chart at left.

The ARU panels were developed on the basis of design theories worked out by E. J. Jordan of Goodmans Industries, Ltd. As such, they were originally intended to be used with that company's line of "Axiom" loudspeakers, but they have since been found to work satisfactorily with other makes of speakers. There are currently four models available, of which the "172" used in this construction is recommended for 12" speakers. Low on cost and short on space, the resultant enclosure will not short-change you on good sound. —30—

To beat WWV (10-mc. signal) into the 40-meter band, simply ATTACH TWO ALLIGATOR CLIPS to a 330-µfd. ceramic capacitor. Lift the cover of the receiver and attach the clips so that the capacitor is between the stator of the h.f. oscillator section of the main tuning gang (front section) and the chassis ground. Set the antenna trimmer to minimum capacity and tune across the 40-meter band until WWV is heard. The circuit diagram shows the electrical positioning of the new 330-µfd. capacitor.

Obviously this is just a temporary lash-up and must be disconnected when you want to listen to 40. —30—






THE TRANSMITTING TOWER

Herb S. Brier, W9EGQ

FEATURED on these pages are pictures of the Heathkit DX-35 transmitter, which I assembled from a kit manufactured by the Heath Company, Benton Harbor, Mich. The complete transmitter in its 13" x 8½" x 9" aluminum cabinet weighs 21 pounds. The cabinet is finished in grey, and the panel is silver, with the contrasting panel design in black, making for a good-looking piece of equipment.

Technically speaking, the DX-35 is a completely self-contained, band-switching phone and c.w. code transmitter for the amateur bands between 3.5 and 29.7 mc. It uses a 3-tube radio-frequency circuit, consisting of a 12BY7 crystal oscillator, 12BY7 buffer amplifier, and a 6146 power amplifier. For phone operation, a 12AX7 and a 12AU7 serve in the audio system. All power is furnished by the internal power supply utilizing a 5U4GB rectifier. It delivers 600 volts, d.c., and 6.3 volts, a.c.

Circuit Details of DX-35. The oscillator employs a modified Pierce circuit. It has sockets for three crystals, selected by means of a 4-position rotary switch. Eighty-meter crystals are required for 80-meter operation and may be used up to 20 meters. Forty-meter crystals are used for output on 40 meters and above. An access door in the rear of the transmitter cabinet makes it convenient to change crystals.



Note attractive appearance of assembled Heathkit DX-35 amateur transmitter. The complete kit, less crystals, key and microphone, is available by mail from the Heath Company for \$56.95.

The fourth position on the crystal switch permits the transmitter frequency to be controlled by an external variable-frequency oscillator (VFO), such as the Heathkit VF-1, which can be powered from the accessory power socket on the back of the transmitter.

The 12BY7 buffer plate circuit is tuned to the transmitter output frequency on all bands by means of individual coils switched into the circuit by the bandswitch. An 11- μ fd. variable capacitor across the coils serves to control grid excitation to the 6146 power amplifier.

In one respect, the buffer stage is decidedly unusual. Its tube is connected in series with the oscillator tube across the output of the power supply, so that the 600 volts is divided equally between them. Such a circuit arrangement is fairly common in television receivers, but this is the first commercial transmitter to use it, to my knowledge.

Its advantages are that it conserves current from the power supply and eliminates the resistors that would otherwise be required to drop the 600 volts from the power supply to the 300 volts required by the oscillator and buffer tubes.

The performance of this part of the circuit is completely normal. About the only time that the circuit might cause confusion would be if an attempt were made to service the transmitter without a circuit diagram. It would cause some head-scratching to discover 600 volts on the plate and 300 volts on the cathode of the buffer tube under these conditions. The circuit diagram which comes with the kit immediately eliminates any possible confusion.

Advancing to the 6146 output stage, it is conventional in all respects. It employs a

HELP US OBTAIN HAM LICENSES

In this section of the Transmitting Tower, the names of persons requesting help and encouragement in obtaining their amateur licenses are listed. To have your name listed, write to Herb S. Brier, W9EGQ, % POPULAR ELECTRONICS, 366 Madison Ave., New York 17, N. Y. Please print your name and address clearly. Names are grouped geographically by amateur call areas.

K1/W1 CALL AREA

Ray Schinzel, WN1LCX, RFD #2, Skowhegan, Me. (Wants skeds with western states, except Calif.; will answer all letters)

Barbara Herzig (13), 18 Harlow Ave., Northampton, Mass.

Jim Boober (15), 30 Abbott St., Brewer, Me. Bill Stark, A-Whittier Rd., Wellesley Hills, Mass.

Ronald Stygar, 64 Turner St., Willimantic, Conn. (Code and theory)

Ray Thombs, 252 Woodford St., Portland, Me.

K2/W2 CALL AREA

Harold J. Ellerman (39), 23 Marsae Place, Newark 6, N. J. (Code and theory)

Paul Helfer, Brookside Place, Pleasantville, N. Y. (Code)

Louis Macknik, KN2SZR (14), 11 Ford Hill, Deposit, N. Y.

Richard Herman, 806 Hamilton St., Rahway, N. J.

Mike Vinocur, 1776 E. 13th St., Brooklyn 29, N. Y. (Code and theory)

Emmett E. Miller, 167-17 Brinkerhoff Ave., Jamaica, L.I., N.Y. Phone: Jamaica 3-1972. (Code)

Thomas Maher, 65 East Suffolk Ave., Central Islip, L.I., N.Y. Phone: Central Islip 4-6735. (Code, Novice theory)

Jack Buswell, Box 117, Grahamsville, N. Y. (Theory and regulation)

George Dick, 1288 Sheridan St., Camden 4, N. J.

Lou Macknik, 11 Ford Hill, Deposit, N. Y. (Theory for General license)

Ed Bujanowski, 21 Edward St., Lancaster, N. Y. (Code and theory; pen pals)

Kenneth Nenega, 211 Lincoln Ave., Syracuse 4, N. Y. Phone: 76-9730. (Code; wants QSL cards)

Tom Juliano (12), 9 Courter Ave., Maplewood, N. J.

Dave Loder, Box 256, Islip, N. Y. (Theory)

Julian A. Pratt, 35-16 34th St., Astoria, L. I., N. Y. (Code and theory)

John J. Wilker, 191 St. Marks Ave., Brooklyn 38, N. Y. (Code and theory)

K3/W3 CALL AREA

Robert Rominoff, 2207 Washington Ave., Silver Spring, Md.

Terry Howe (13), 10230 New Hampshire Ave., Silver Spring, Md.

Roy Crockett, Box 734, Pocomoke, Va.

Charles Schuman, WN3EGP, 5610 Talbot Place, Baltimore 7, Md. (Wants help with code and theory and is starting a Pen Pal Club)

Nathaniel F. Byrd, 246 East Hortter St., Philadelphia 19, Pa.

Stephen A. Crouch (16), 581 Crystal Dr., Pittsburgh 34, Pa.

Albert Hast (16), RFD #3, Valley Road, Cumberland, Md.

Arthur Gonzalez, 1711 Rhode Island Ave., N. W., Washington, D. C. (Code and theory)

Barry J. Staltz, 465 McCully St., White Oak (McKeesport), Pa.

Benny Montalbono (14), 115 Willow St., Dunmore 12, Pa. (Code, theory, and someone to give him Novice test)

Earl V. Paltas Jr. (16), 1854 N. Front St., Philadelphia 22, Pa. (Code, theory, and someone to give him Novice test)

Lester Jarver, 15360 Woodlawn, Midland, Pa. (Code and theory)

K4/W4 CALL AREA

Booker T. Mickel, 1503 Orchard St., Greensboro, N. C. (Code and theory)

Mac Russell, 602 West Main St., Manchester, Georgia.

Edward Clark, Montvale, Va. (Theory)

Franklin Penn, 204 Short St., Hartselle, Ala.

William H. Driver, 1420 O'Shaughnessy Ave., Huntsville, Ala. (Code and theory)

Gil Bateman, 7840-46 Ave. No., St. Petersburg, Fla.

K5/W5 CALL AREA

Furman Crouch (13), 4611 Erath St., Fort Worth, Texas.

Brace Maxwell (13½), 2104 Caphes, El Paso, Texas.

Eddy Brooks, KN4JSG, (16), P. O. Box 3162, Knoxville, Tenn. (Needs help in General theory especially)

Paul Valentino (14), 825 Meadow St., Columbia 5, S. C.

Arthur Sanders, Box 956, Apopka, Fla. (Code and theory)

Robbie Stedeford (14), 1312 Wolfe St., Jacksonville 5, Fla. (Novice, code, theory and a DX pen pal)

Myron Smith, Rt. No. 1, Box 150, Owasso, Okla. (Code speed for Novice test)

Glenn Hatcher, 1141 So. Braden, Tulsa 12, Okla. (Help in choosing transmitter; would also like to receive QSL cards)

Dennis Brown, 277 Evans, Houston 17, Texas. (Novice theory)

Michael Grimes, P. O. Box 992, Gladewater, Texas. (Code and theory)

Don B. Heckman, 4337 Orange Grove Dr., Houston 16, Texas. (Code; also would like QSL cards)

Jimmy Powell (14), 126 McNeel Rd., San Antonio, Texas.

James R. Moore, 1414 Ward St., Rosenberg, Texas.

K6/W6 CALL AREA

Andrew Frederickson, P.O. Box 354, Folsom, Calif.

Jimmy Jackson (14), 1809 90th Ave., Oakland 3, Calif.

Ed Mentzer (16), 719 Taraval St., San Francisco 16, Calif. (Code and theory)

Heimo Turovaara, 275 Crescent Ave., San Francisco 10, Calif.

Lynn MacCarty, 20300 Bear Creek Rd., Los Gatos, Calif.

Dennis Hahn, 1343 S. Cloverdale Ave., Los Angeles 19, Calif. (Code)

Dave Charleston, 188 Wilshire Ave., Daly City, Calif.

J. Douglas Cline, 1211 Parker Place, San Diego 9, Calif.

Jack Bollinger, 679 Yuber St., Richmond 9, Calif. (Code and theory)

PFC Jerome Birnbaum, K2JBK, RA12468771, HQ Btry 57 F. A. Bn., APO 6, San Francisco, Calif. (Pen pals)

K7/W7 CALL AREA

Terrence H. Wolfley (15), Route #3, Blackfoot, Idaho. (Novice code and theory)

Stephen L. Sala, Box 1, Osburn, Idaho. (Mostly code)

Luman Coad, P.O. Box 7, Buhl, Idaho. (Radio theory and code)

John Beck, Gen. Del., Glasgow, Montana. (Code and theory)

K8/W8 CALL AREA

Harry Burton, Jr. (13), 501 Meadowlane Rd., Dearborn, Mich. (Code and theory)

Jim Carpenter (15), 610 Washington St., Martins Ferry, Ohio.

Garry Glasgow, 1826 Glenwood Road, Ann Arbor, Mich.

Michael Stanley, Route 5, Fairmont, W. Va. (Code)

K9/W9 CALL AREA

Steve Gallion, 1621 North Ill. St., Decatur, Ill. (Code and theory)

Tom Burch, WN9PHL, 221 East 6th St., Muncie, Ind. (Will answer all cards and letters)

Jim Potter, 203 Court St., East Peoria, Ill. (Needs help with code; will help others locally or by mail with Novice and General theory)

Stanley Partain (14), 606 W. St. Louis St., West Frankfort, Ill. (Code and pen pals)

George Lacy, 305 Cedar St., Gillespie, Ill.

James K. Heminger, 3215 Burr Oak Ave., Elkhart, Ind. (Code and theory)

Bill Ritchie, 3832 N. Neva Ave., Chicago 34, Ill. (Theory)

Mary Zettelman (15), 1432 Asbury, Evanston, Ill. (Wants tips and help on obtaining General Class license and equipment)

Dick De Smet, 3059 So. 47th St., Milwaukee 15, Wis. (Code and theory)

William E. Friedel, 15 W. Bank St., Fond Du Lac, Wis. (Theory)

K0/W0 CALL AREA

Gary Swelander (14), 6921 46 Ave., No., Minneapolis, Minn. (General class code and theory)

VE AND OTHERS

Wayne Cook (15), 453 Niagara St., Winnipeg, Manitoba, Canada.

Jos. Deidun (23), 165 Carlaw Ave., Toronto, Ont., Canada. (Code, pen pals; will answer all letters)

Jacqueline Satohovitch (15), 411 6th St., N.W., Portage La Prairie, Manitoba, Canada.

William H. Sheils (32), 411 6th St., N.W., Portage La Prairie, Manitoba, Canada.

Gilles "Pag" Page, VE2-SWL (15), 7199 De Gaspe St., Montreal 10, Quebec, Canada. (Help in starting an SWL-ham club; would also like to receive QSL cards, all of which he will answer; wants pen pals, SWL's in Canada)

Herb Klassen, 425 Edison Ave., Winnipeg 5, Man., Canada. Phone: ED 1-5246.

Henry Ewert, 386 Edison Ave., Winnipeg 5, Man., Canada. Phone: ED 1-5086.

Nancy Baughman (13), Apt. #3, 742 L St., Anchorage, Alaska. (Code and theory and general information about amateur radio; will answer all letters)


To help prospective amateurs obtain their Novice licenses, the Radio-Electronics-Television Manufacturers Association offers a set of code records (recorded at a speed of 33½ rpm) and a Novice Theory Course for \$10.00, post-paid. The complete course or more information on it is available from RETMA, Suite 800, Wyatt Bldg., 777 Fourteenth St., N. W., Washington 5, D. C.

pi-network output tank circuit, which does a good job of putting power into a wider range of antenna systems. The amplifier coil is "air wound" of #16 tinned wire. Its inductance is changed for operation on the different bands by means of taps on it going to the bandswitch. Rated power input to the 6145 is 65 watts for code operation.

For phone operation, the 6146 screen-grid voltage is fed through one half of the 12AU7 twin-triode modulator tube to vary the instantaneous screen voltage and thus the instantaneous output power of the transmitter in accordance with the sound waves striking the microphone. At the same time, the other half of the 12AU7 controls the average 6146 screen voltage.

With no sound striking the microphone, the screen voltage is low (40 volts) and the power output from the transmitter is also low, but as you speak into the microphone, the average screen voltage rises. Simultaneously, this average value is varied at an audio-frequency rate by the modulator. The result of these combined actions is that, without modulation, both the resting plate current and the output (carrier) power of the 6146 are low. Under modulation, however, they increase to accommodate the audio signal superimposed on the carrier. This is "controlled-carrier" modulation.

The two halves of the 12AX7 speech amplifier tube are connected in cascade to
(Continued on page 114)



Out of its aluminum cabinet and from the top, the clean, efficient layout and high quality of the components used in the DX-35 may be readily seen.

Sound Impressions

WHAT should I play on my hi-fi system? Should I get *this* recording or *that* recording? How do I know that a record release I like now will be as interesting a year from now? So-and-so's performance is fine, but how good is his record from a hi-fi point of view? Isn't there a recording that captures both the musical as well as the technical qualities I'm looking for? How do different recording techniques effect the way a record will sound in my living room?

These are some of the questions that race through the mind of hi-fi enthusiasts as they leaf through the pages of a record catalog or browse among the shelves of a record dealer. To a great degree, the answers to them are subjective, but there are some specific things that can be said about recordings. These "specific things" have to do with the public's enthusiasm for hi-fi as well as its attendant interest in music of all types.

Sound Impressions is a new POP'tronics department which will answer these questions in terms of specific releases.* New (and some old) pressings will be reviewed from the standpoint of the hi-fi listener as well as the music lover. As a matter of fact, we believe that music lovers are made, not born, and hi-fi is making more music enthusiasts than possibly all the so-called music-appreciation courses ever could.

In addition to reports on records, this department will report on unusual sound programs available on FM and AM, on outstanding tapes, and on news developments behind the scenes at recording studios.

This month brings a batch of new releases, noteworthy for their excellent sound and program material, which should appeal to hi-fi fledglings and veteran record collectors alike.

Piano and Orchestra. The Rachmaninoff *Piano Concerto No. 2* abounds in melodies you will hum and whistle long after you hear it. Even Tin Pan Alley has borrowed liberally from its storehouse of tunes. Add to this its rhythmic excitement, orches-

tral power and exacting piano passages, and you have a work that can't fail to please almost anyone.

Two new versions of this work appeared this month. On Columbia ML 5103, Eugene Ormandy leads the Philadelphia Orchestra with Eugene Istomin at the piano. This recording is notable for the "presence" of its solo passages. With good transient response in your hi-fi system, you can almost "feel" the piano hammers hit the strings. The piano sound has plenty of bite and remains well balanced against the massive weight of the orchestra's lush strings.

For even more vibrant sound, try the London version (London Philharmonic Orchestra conducted by Adrian Boult with Clifford Curzon at the piano). The piano blends in with the orchestra for some really solid tone. With a high-power hi-fi system, you may get the feeling of being right in the concert hall. The performance itself, though first-rate, seems to lack some of the special excitement imparted by Istomin and Ormandy on the Columbia pressing. Listen to both before making your choice.

Organ and Orchestra. The tonal possibilities of contrasting organ and orchestra have challenged and intrigued composers for centuries. About 200 years ago, Mozart and Handel wrote concerti for organ and orchestra in which the organ acted as solo instrument, set off by a small body of strings. These compositions seem to have inspired many French composers—among them Saint-Saens and Franck—to write similar works.

In his *Concerto for Organ, Tympani and Strings*, the modern French composer Poulenc uses the organ in a lively "duel" with the orchestra. This give-and-take, punctuated by the kettledrum, alternates with quiet, lyrical passages in which the organ takes the parts that would normally be assigned to the woodwinds. But soon the calm is broken again. The organist literally pulls all his stops and the organ chases the strings through a breakneck allegro to a photo-finish.

The mood hearkens back to its 18th century models, but the clanging chords and off-beat dissonances are strictly of our own day. So is the feeling of nervous excitement that pervades the piece under the lively direction of Arthur Winograd as he con-

* Between running his own hi-fi shop, conducting a course in audio at a local school, writing for RADIO & TELEVISION NEWS—to mention only a few of many activities—Bert Whyte has found it impossible to continue his monthly "Disc and Tape Review" for POPULAR ELECTRONICS. "Sound Impressions" is its replacement.

ducts the Philharmonic Orchestra of Hamburg, with R. Ellsasser, organ soloist (MGM-E3361).

Winograd, incidentally, is a still-very-young American who has made quite a name for himself as the 'cellist of New York's Juilliard Quartet. Recently he quit to try conducting. This record, made in Hamburg, Germany, proves that the 'cello's loss is the podium's gain. It also proves that, while many European conductors have enriched America's musical life, the deal also works in reverse.

The flip side of this record contains another organ-orchestra work. This one, by Nebraska-born Howard Hanson, is a *Concerto for Organ, Harp and Strings*. Less sprightly and dramatic than the Poulenc, this piece sustains a calm meandering mood.

Both sides of MGM-E3361 are strictly hi-fi as regards tonal clarity and definition, if somewhat lacking in the "spacious" feeling that puts all the instruments in proper perspective.

Home-Spun Hi-Fi. Interested in folk music? Try *Shivaree* with Jean Ritchie, Oscar Brand, Tom Paley and others (Esoteric ES-538). Nothing except the label is "esoteric" about this record. It's a down-to-earth load of fun crammed with the kind of singing, stomping and strumming you don't ordinarily hear unless it be Saturday

night and the hill-folk know for sure "you ain't no reven-ooer!"

Seems like Jean and Oscar just got married, but the Shivaree won't let them get off by themselves and keeps them around for two full LP sides, swapping songs and dances. Unless you are a strictly "no-nonsense" type, you won't be able to resist the innocent charm of this record. It makes a fine disc for a party, or just for listening. The five-string banjo, guitar, mouth organ and Jew's-harp clang merrily in what is perhaps the cleanest hi-fi ever applied to folk music.

Unearthly Sounds. A bold experimenter in sound is Alan Hovhannes. Though a classical musician, Hovhannes composes music for rare and exotic combinations of instruments. A dreamy, hypnotic mood pervades the various pieces of MGM record E3164. Celesta, saxophone, percussion, harp, tuned wood blocks, tom-toms, etc., mix in a heady tonal brew. Try *Orbit No. 1!* Even the title suggests that here we go beyond the sphere of mood music into what might be called "moon" music. Tuned metal bars give out with eerie bongos as they are struck with rubber mallets, floating their clangor on wispy chords. Bright sounds, weaving an airy floating texture, mix eerily with misty moods.

(Continued on page 98)

Candid shots of the recording session of "The Most Happy Fellow" show composer Frank Loesser (left center) talking with Jo Sullivan and Robert Weede. At right, Jo Sullivan and Art Lund seem pleased with playback of duet just taped. Below, orchestra and chorus are well separated in the recording studio for better acoustic perspective.

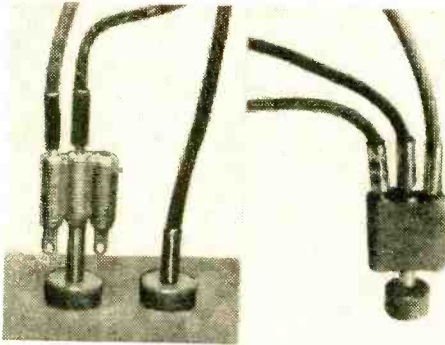


TIPS and TECHNIQUES

MULTIPLE TIP-JACK ADAPTER

This simple adapter allows one or two wire leads (having phone-tips on ends) to be connected to a tip-jack without interfering with the earphone connections. Two of these adapters will allow one or two extra pairs of earphones to be connected in parallel. Or you can use these adapters to join together wire leads (having tips on ends) to obtain a longer lead. Other uses will suggest themselves.

As shown in the photos, you simply remove the hardware from three ordinary phone-tip-jacks, and solder the jacks side-

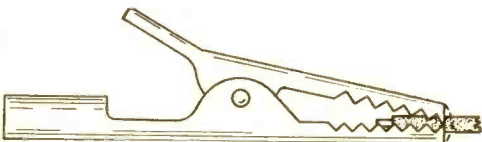


by-side. Then solder the lugs on the center jack into the sleeve of a phone-tip. Note how you can plug in one or two wire leads without interfering with the earphone connections. To dress up the adapter, clip off the lugs on the two outside jacks and wrap some wide Mystik tape around them.

—A. T.

AUXILIARY WIRE STRIPPER

To remove wire insulation in tight spots, where a knife or regular stripper can't get in, try using the "auxiliary wire stripper" shown below. Obviously, it is merely an alligator clip whose jaws have been filed down to form sharp upper and lower cutting edges. Use the end of the file to ream out a small round hole between the new




edges. This hole will accommodate the small diameters of the wires to be inserted and stripped of their insulation.

—F. E. B.

BETTER BATTERY BOXES

Aluminum battery boxes have a slight drawback. As a cell is inserted, its center terminal often contacts the box's metal frame. Since the case of the cell is already contacting the frame, the new contact places a very low resistance across the battery. To prevent this, attach a strip of vinyl plastic tape on the frame area where




the unwanted contact occurs. This tape may be extended to the outside of the box to indicate cell polarity.

Further improvement can be made by lining the cell-holding clips with strips of tape. This prevents cell leakage from providing a low-resistance path through the cell's cover to ground. It also makes it easier to insert the cells.

—J. E. P.

SOLDERING IRON HOLDER


Most experimenters own a small-size soldering iron, but few usually have a proper holder for it. When the iron is hot, during use, such a holder makes for safe and con-




venient work. A suitable holder may be fashioned quite readily from an empty 6" metal wire reel. Such reels are available from radio or electrical supply houses. Simply cut off a section from each of the flanges on the reel, and then cut out the opposite sides to hold the iron.

—H. L.

BUILD THIS NEW FABULOUS **MODULAR RADIO**



Typical MODULE
Supplied with Kit




Modular Construction eliminates use of
Individual resistors, capacitors and wiring.

*Assemble this sensitive AC-DC
Table Model Super Heterodyne
Radio Receiver in less than 1/2 hour*

ONLY \$17⁵⁰

Complete Kit with Tubes, Loudspeaker
and Ivory Molded Cabinet



**NO WIRING
NO SPECIAL TOOLS
ONLY A SOLDERING
IRON REQUIRED**

In years to come, every radio, TV receiver,
test instrument — in fact, every electronic de-
vice — will be modular constructed.

*Be among the first to assemble
a modular radio-broadcast receiver!*

Supplied with easy-to-follow
step-by-step instructions.

You have read about the Navy's 'Project
Tinkertoy.' You have heard about 'Module'
construction in military electronic applications.

This remarkable new pre-fab technique is now
available to you — for the first time — in the
first civilian product to feature both: PRINTED
CIRCUITRY and MODULAR COMPONENTS.

Here is an exciting opportunity to work with
one of the latest developments in modern
electronics and learn about the new, fabulous
module technique.

ACT NOW!

Send your check or money order ... today!
10% required on C.O.D.
Use this convenient order form

R & D Electronic Laboratories Inc. Dept. PE-10
21-28 45th Road, L.I.C. 1, N.Y.

Send _____ MODULAR RADIO KIT(S) at \$17.50.

I enclose check; money order in the sum of \$ _____

In full payment — postage prepaid.

As 10% deposit for C.O.D. — I pay all charges.

NAME _____


ADDRESS _____

CITY _____ ZONE _____ STATE _____

All Parts Unconditionally Guaranteed

build your own

HEATHKIT




... and have fun doing it!

Circuit boards cut assembly time in half

1% resistors insure instrument accuracy.

High impedance and high sensitivity.

Attractive styling—functional design.



MODEL V-7A

\$24⁵⁰

SHIPPING WT. 7 LBS.

Every Heathkit comes complete with detailed step-by-step instructions and large pictorial diagrams that insure successful construction—even for the beginner. Enjoy both the satisfaction and the economy of "building it yourself."

etched circuit vacuum tube

voltmeter kit

In addition to measuring AC (rms), DC, and resistance, the modern-design V-7A incorporates facilities for peak-to-peak measurements. These are essential in FM and television servicing.

AC (rms) and DC voltage ranges are 1.5, 5, 15, 50, 150, 500, and 1500. Peak-to-peak AC voltage ranges are 4, 14, 40, 140, 400, 1400, at 4,000. Ohmmeter ranges are X1, X10, X100, X1000, X10K, X100K, and X 1 megohm. A db scale is also provided. Polarity reversing switch provided for DC measurements, and zero center operation is within range of the front panel

controls. Employs a 200 microampere meter for indication. Input impedance is 11 megohms.

Etched metal, pre-wired circuit boards insure fast, easy assembly and result in reliable operation. Circuit board is 50% thicker for more rugged physical construction. 1% precision resistors used for utmost accuracy.

Heathkit

HANDITESTER KIT



MODEL M-1
\$14⁵⁰

Shpg. Wt. 3 lbs.

The Model M-1 measures AC or DC voltage at 0-10, 30, 300, 1000, and 5000 volts. Measures direct current at 0-10 ma and 0-100 ma. Provides ohmmeter ranges of 0-3000 (30 ohm center scale) and 0-300,000 ohms (3000 ohms center scale). Features a 400 microampere meter for sensitivity of 1000 ohms per volt. Handy and portable. Will fit in your coat pocket, tool box, glove compartment, or desk drawer.

Heathkit VOM KIT



MODEL MM-1

\$29⁵⁰ Shpg. Wt. 6 lbs.

20,000 ohms/v. DC and 5,000 ohms/v. AC sensitivity. Ranges (AC and DC) are 0-1.5, 5, 50, 150, 500, 1500, and 5000 v. Direct current ranges are 0-150 ua, 15 ma, 150 ma, 500 ma, and 15 a. Resistance ranges provide center-scale readings of 15, 1500 and 150,000 ohms. DB ranges cover -10 db to ± 65 db.

Features $4\frac{1}{2}$ " 50 ua meter and 1% precision resistors.

HEATH COMPANY A Subsidiary of Daystrom, Inc.
BENTON HARBOR 5, MICHIGAN

Heathkit 3" oscilloscope kit

ETCHED CIRCUIT



MODEL
OL-1

\$29.50 Shpg. Wt.
14 Lbs.

This compact little oscilloscope is just the ticket for use in the ham shack or home workshop. Measures only 9½" H. x 6½" W. x 11¼" D. Weighs only 11 pounds.

Employing etched metal circuit boards, the Model OL-1 features vertical response with ± 3 db from 2 cps to 200 kc. Vertical sensitivity is 0.25 volts rms per inch, peak-to-peak, and sweep generator operates from 20 cps to 100,000 cps. Provision for direct RF connection to deflection plates. Incorporates many features not expected at this price level. The 8-tube circuit features a type 3GP1 cathode ray tube.


Push-pull vertical and horizontal amplifiers.

Light weight and small size for portability.

Good sensitivity and broad frequency response.

Etched metal circuit boards for simplified assembly.

Attractive panel and case styling.



Cathode-follower output for isolation.

No oscillator calibration required.

Covers 160 kc to 220 mc (including harmonics).



Heathkit signal generator kit

This signal generator covers 160 kc to 110 mc on fundamentals in 5 bands. Calibrated harmonics extend its usefulness up to 220 mc. The output signal is modulated at 400 cps, and the RF output is in excess of 100,000 microvolts. Output controlled by both a continuously variable and a fixed step attenuator. Audio output may be obtained for amplifier testing.

MODEL
SG-8

\$19.50

Shpg. Wt.
8 Lbs.

This is one of the biggest signal generator bargains available today. The tried and proven Model SG-8 offers all of the outstanding features required for a basic service instrument or for use in experimenting in the home workshop. High quality components and outstanding performance. Easy to build, and no calibration required for ordinary use.

Heathkit grid dip meter kit

This extremely valuable instrument is a convenient signal source for determining the frequency of other signals by the comparison method. Range is from 2 mc to 250 mc. Uses 500 ua meter for indication, and is provided with a sensitivity control and headphone jack. Includes prewound coils and rack. For hams, experimenters, and servicemen.



MODEL GD-1B

\$19.50

Shpg. Wt. 4 Lbs.

HEATH COMPANY A SUBSIDIARY OF
DAYSTROM, INC.

BENTON HARBOR 5, MICHIGAN


Heathkit ANTENNA impedance meter kit

Used in conjunction with a signal source, the Model AM-1 will enable you to measure RF impedance. Valuable in line matching, adjustment of beam and mobile antennas, etc. Will double as a phone monitor or relative field strength indicator. A 100 micro-ampere meter is employed. Covers the impedance range from 0 to 600 ohms. An instrument of many uses for the amateur. Easily pays for itself through the jobs it will perform.



MODEL
AM-1

\$14.50 Shpg. Wt.
2 Lbs.



MODEL VF-1 **\$1950**
Shpg. Wt. 7 Lbs.

Heathkit
vfo
KIT



- ☆ 6AU6 electron-coupled oscillator.
- ☆ 0A2 voltage regulator tube for stability.
- ☆ Smooth-acting illuminated dial.
- ☆ Easy to build and attractively styled.

This variable frequency oscillator covers 160-80-40-15-11 and 10 meters with three basic oscillator frequencies. RF output is better than 10 volts average on fundamentals. Enjoy the convenience and flexibility of VFO operation at no more than the price of crystals. May be powered from

a socket on the Heathkit Model AT-1 transmitter, or supplied with power from most transmitters.

Features illuminated and pre-calibrated dial scale. Cable and plug provided to fit crystal socket of any modern transmitter.

Extra features include copper-plated chassis, ceramic coil forms, extensive shielding, etc. High quality parts!



SPECIFICATIONS:
RF Amplifier Power Input... 25-30 watts
Output Connection... 52 ohms
Band Coverage... 80, 40, 20, 15, 11, 10 Meters
Tube Complement:
5U4G... Rectifier
6AG7... Oscillator-Multiplier
6L6... Amplifier-Doubler


Heathkit CW amateur transmitter kit

This CW transmitter is complete with its own power supply and covers 80, 40, 20, 15, 11, and 10 meters. Incorporates such outstanding features as key-click filter, line filter, copper plated chassis, pre-wound coils, and high quality components. Em-

MODEL AT-1
\$2950
Shpg. Wt. 15 Lbs.

Single-knob band-switching for 80, 40, 20, 15, 11 and 10 meters.
Plate power input 25-30 watts.

Panel meter monitors final grid or plate current.
Best dollar-per-watt buy on the market.





Slide-rule dial-electrical band-spread-ham bands marked.

Slug-tuned coils and efficient IF transformers for good sensitivity and selectivity.

Heathkit COMMUNICATIONS TYPE all band receiver kit

Transformer-operated power supply for safety and high efficiency.



\$2795 MODEL AR-3
Shpg. Wt. 12 Lbs.

CABINET: Fabric-covered cabinet available. Includes aluminum panel, speaker grille, and protective rubber feet. Measures 12-1/4" W. x 8-3/4" H. x 7-3/4" D. No. 91-15. Shpg. Wt. 6 Lbs. \$4.50.

The Model AR-3 covers from 550 kc to 30 mc on 4 bands. Covers foreign broadcast, radio hams, and other interesting short wave signals.

Features good sensitivity and selectivity. Separate RF and AF gain controls—noise limiter—AGC—VFO, headphone jack—5 1/2" PM speaker and illuminated tuning dial.

SPECIFICATIONS:
Frequency Range... 550 kc to 30 mc on four bands
Tube Complement... 1—12BE6 oscillator and mixer
1—12BA6 IF amplifier
1—12AV6 second detector, AVC, first audio amplifier and reflex BFO
1—12A6 beam power output
1—5Y3 full wave rectifier

HEATH COMPANY A SUBSIDIARY OF DAYSTROM, INC.
BENTON HARBOR 5, MICHIGAN

TOOLS and GADGETS

SERIES-STRING FILAMENT CHECKER

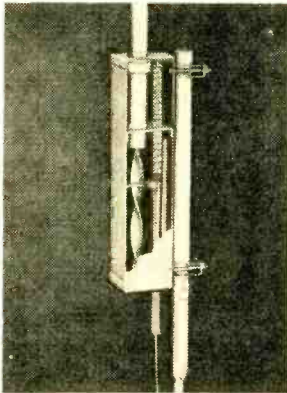
So compact that it will fit in the palm of your hand, the Model SS-10 is said to be the ideal answer to the open-filament locating problem now encountered in TV sets which use series-string tubes. Completely self-contained and battery-powered, it provides a quick check of filament continuity for radio receiver and TV picture tubes, checks TV and radio set fuse continuity, a.c. circuit continuity in TV sets, and pilot lamps (bayonet and screw-base types).

Model SS-10 is handsomely styled in a custom-molded case with a striking gold and black anodized aluminum panel. Price, \$6.50 complete with batteries and ready to operate. (*Precision Apparatus Company, Inc.*, 70-31 84th St., Glendale 27, L. I., N. Y.)

MOTORLESS ANTENNA ROTATOR

Since there is no motor to burn out, and no gears to wear out and stick, the major service problems common to most rotators are eliminated in the Helix Model H. It employs the age-old mechanical principle of a flat spiral helix to give full 360° rotation, without an electric motor.

A slotted crossarm within the housing is moved downward by an easy pull on the manually operated steel cable with a direction indicator which may be mounted inside the house, outside, or on a porch. As the arm moves down, the antenna is rotated clockwise through 360°. The design of the




crossarm and flat spiraled helix causes the antenna to lock positively in any position to prevent drift. (*Helix Rotor Company*, 220 Live Oak, Marlin, Texas)

TAPE SPLICER

A new addition to the family of "Gibson Girl" tape splicers is the "Semi-Pro" SP-4, for semi-professional and amateur use. Consisting of a tape guide which may be fastened on any tape recorder, and a hand splicer which has two different cutting actions, it miter-cuts and trims the tape splice without the use of scissors or razor blades.

One side of the splicer makes a diagonal cut in the tape; the other side trims the splice with the "Gibson Girl" shape—two concave indentations which form a slight



"waist" in the tape, preventing adhesive from contacting critical parts of the recorder and preventing layer-to-layer adhesion of the tape. List price, \$3.50. (*Robbins Industries Corp.*, 214-26 41st Ave., Bay-side 61, N. Y.)

SOLDERLESS PHONO PLUG

No soldering is necessary with the Model #PP phono plug. Accommodating all sizes of coaxial wire and cable commonly used in audio, it can be attached by anyone in one minute. The built-in handle eliminates danger of pulling out the center pin when disconnecting the phono plug from the jack.

You prepare the coaxial cable end by stripping off about 1½" of outer insulation and then trimming off about ½" of the shield braid. Force the center conductor onto the sharp pin on the Model #PP plug. With center conductor in place, you bend the tab over and crimp it on the plug to make good contact with the exposed shield braid on the cable. That's all! (*Workman TV Inc.*, Teaneck, N. J.)

R/C ESCAPEMENTS

Now available to the R/C fan and experimenter are the first three units in Lafa-

STUDY AT HOME

for a career in radio-tv-electronics

CREI prepares you quickly for success in Broadcasting, Television, Manufacturing, Communications, Servicing, Aeronautical Electronics.

THE FUTURE IS IN YOUR HANDS!

The signs for the future are plain for trained men in the electronics industry. It is a tremendous industry, and—at the *present time* there are more jobs than there are trained men to fill them. But—when there's a choice between a trained and untrained applicant, the trained man will get the job.

CREI HOME STUDY . . . THE QUICK WAY TO GET THERE

Since 1927, CREI has given thousands of ambitious young men the technical knowledge that leads to more money and security. The time-tested CREI procedure can help you, too—if you really want to be helped. CREI lessons are prepared by experts in easy-to-understand form. There is a course of instruction geared to the field in which you want to specialize. You study at your convenience, at your rate of speed. Your CREI instructors guide you carefully through the material, and grade your written work personally (not by machine).

INDUSTRY RECOGNIZES CREI TRAINING

CREI courses are prepared, and taught with an eye to the needs and demands of industry, so your CREI diploma can open many doors for you. Countless CREI graduates now enjoy important, good-paying positions with America's most important companies. Many famous organizations have arranged CREI group training for their radio-electronics-television personnel. To name a few: All America Cables and Radio, Inc.; Canadian Broadcasting Corporation; Columbia Broadcasting System; Federal Electric Corp; Gates Radio Co.; Hoffman Radio Corporation; Glenn L. Martin Company; Douglas Aircraft Co.; Pan American Airways, Atlantic Division; Trans-Canada Air Lines;

United Air Lines; Canadair, Ltd. Their choice for training of their own personnel is a good cue for your choice of a school.

BENEFITS FELT RIGHT AWAY

Almost immediately, you feel the benefits of CREI training. Your employer, when informed of your step toward advancement (only at your request), is certain to take new interest in you and in your future. What you learn in CREI Home Study can start helping you do a better job immediately.

PAYS FOR ITSELF QUICKLY. Your very first raise could repay your investment in CREI training, and leave you a profit the very first year. Your increases in pay thereafter are all pure profit, and you'll be prepared for many more promotions and pay raises in the future years of your life.



CREI ALSO OFFERS RESIDENCE INSTRUCTION

at the same high technical level—day or night, in Washington, D. C. New classes start once a month. If this instruction meets your requirements, check the coupon for Residence School catalog.

INFORMATION FOR VETERANS. If you were discharged after June 27, 1950—let the new G. I. Bill of Rights help you obtain resident instruction. Check the coupon for full information.

GET THIS NEW FACT-PACKED BOOKLET—IT'S FREE

Called "Your Future in the New World of Electronics," this free illustrated booklet gives you the latest picture of the growth and future of the gigantic electronics world. We'll promptly send your copy. The rest—your future—is up to you.

MAIL COUPON FOR FREE BOOKLET

To help us answer your request intelligently, please give the following information:

EMPLOYED BY

TYPE OF PRESENT WORK

SCHOOL BACKGROUND

ELECTRONICS EXPERIENCE

IN WHAT BRANCH OF ELECTRONICS ARE YOU MOST INTERESTED?

CAPITOL RADIO ENGINEERING INSTITUTE

Accredited Technical Institute Curricula—Founded in 1927
3224—16th St., N.W., Dept. 1210-C, Washington 10, D. C.

Send booklet "Your Future in the New World of Electronics" and course outline.

CHECK PRACTICAL RADIO ELECTRONICS ENGINEERING **Y**
 BROADCAST RADIO ENGINEERING (AM, FM, TV)
GREATEST PRACTICAL TELEVISION ENGINEERING
 PRACTICAL AERONAUTICAL ELECTRONICS ENGINEERING

Name..... Age.....

Street.....


City..... Zone..... State.....

Check: Home Study Residence School Korean Veteran

You Can Train at Home for Good Pay Jobs in RADIO-TELEVISION

Fast Growing Industry Offers Good Pay, Security, Bright Future

LESSON AND CATALOG FREE MAIL CARD



Training PLUS OPPORTUNITY is the ideal combination for success. Today's OPPORTUNITY field is Radio-Television. Over 125 million home Radios plus 30 million sets in cars and 40,000,000 Television sets mean big money, opportunity for trained Radio-Television Technicians. More than 4,000 Radio and TV Broadcasting stations offer interesting and important positions for technicians, operators. Color Television, portable TV sets, Hi-Fi, other developments assure future growth.




J.E. SMITH
Founder

Since 1914—for more than 40 years—N.R.I. has been training ambitious men at home in spare time for Radio-TV. Thousands of successful graduates say N.R.I.'s 50-50 training method is a fast, easy, effective way to higher earnings, desirable jobs. Planned experiments and practice bring basic principles, techniques to life right in your own home. Find out what dependable training can do for you.

You Learn by Doing—Get Practical Experience with Kits N.R.I. Sends

Nothing takes the place of practical experience. As part of N.R.I. Servicing Course you build AC-DC Radio Receiver and Vacuum Tube Voltmeter shown below. Use them to make tests, conduct experiments, get practical experience. All equipment yours to keep.



Add to Your Income Starting Soon

Make \$10-\$15 a Week Extra Fixing Sets in Your Spare Time

Soon after enrolling, many N.R.I. students start earning extra money fixing neighbors' radio sets. Many earn enough extra to pay entire cost of course and provide capital to start their own full time Radio-TV business after getting N.R.I. Diploma. Mail Postage Free postcard for Sample Lesson. See how practical it is to learn at home. Get 64-Page Catalog, too. See equipment you get, opportunities in this growing field. Prices of N.R.I. Courses are low, terms easy.



Find Out What Oldest and Largest Home Study Radio-Television School Offers You

See Other Side

CUT OUT AND MAIL CARD NOW

N.R.I. TRAINED THESE MEN



Thanks N.R.I. for Good Start —"Right now I am doing spare-time repairs on Radios and Television. Intend to go into full time servicing." C. HIGGINS, Waltham, Mass.



Engineer with Station WHPE —"I operated a successful Radio repair shop. Then I got a job with WPAQ and now I am an engineer for WHPE." VAN W. WORKMAN, High Point, N. C.



Quit Job to Start own Business —"I decided to quit my job and do TV work full time. I love my work and am doing all right financially." W. F. KLINE, Cincinnati, Ohio.



N.R.I. Course Started His Way up —"I was a cab driver earning \$35 a week. Then I enrolled with N.R.I. Now I am a tester with TV maker." J. H. SHEPPERD, Bloomington, Indiana.

SAMPLE LESSON AND CATALOG BOTH FREE

NO STAMP NEEDED! WE PAY POSTAGE

This card entitles you to Actual Lesson on Servicing, shows how you learn Radio-Television at home. You'll also receive 64-Page Catalog.

NATIONAL RADIO INSTITUTE, Dept. D4 Washington 9, D. C.


Please mail me the FREE sample lesson and 64-Page Catalog. (No Salesman will call.)

Name _____ Age _____

Address _____

City _____ Zone _____ State _____


Approved Member, National Home Study Council



Practice Servicing-Communications with Kits of Parts N.R.I. Sends




YOU BUILD AC-DC Superhet Receiver
 N.R.I. Servicing Course includes all needed parts. Get actual servicing experience practicing with this modern receiver.



YOU BUILD Signal Generator
 You build this Signal Generator. Learn how to compensate high frequency amplifiers, practice aligning typical I. F. amplifiers in receiver circuits.

YOU BUILD Broadcasting Transmitter
 As part of N.R.I. Communications Course you build this low power Transmitter, learn commercial broadcasting operators' methods, procedures.



YOU BUILD Vacuum Tube Voltmeter
 Use it to conduct experiments; earn extra cash fixing neighbors' sets; bring to life theory you learn from N.R.I.'s easy-to-understand texts.



Radio-Television Can Give You a Good Job with a Future

N.R.I. Graduates do Important Work — Get Important Pay



Chief Engineer with Station
 "I am Chief Engineer of Station KGCU. I have my own spare time business servicing two-way communications systems." R. BARNETT, Bismarck, N. D.



Paid for Instruments
 "I am doing very well in spare time TV and Radio. Sometimes have three TV jobs waiting. Paid for instruments out of earnings." G. F. SEAMAN, New York, N. Y.



Has Own Radio-TV Business
 "We have an appliance store with our Radio and TV servicing. During my Army service, N.R.I. training helped me." W. M. WEIDNER, Fairfax, S. D.

Here is a line of work that people respect—a vocation where you can advance, win a place for yourself, earn good pay and gain much personal satisfaction. And you can learn at home in your spare time. Smart fellows everywhere are using their spare time to develop new knowledge, new skills. They know it is the trained man who gets ahead, gets the better job, drives the better car, is respected for what he knows and can do.

Be a Skilled Technician

The technical man is looked up to. He should be. He does important work, gets good pay for it. Radio-Television offers that kind of work. There are more than 40 million Televisions, 150 million home and auto Radios. Millions more are sold each year. There are splendid opportunities for the man well trained in Radio-Television Servicing or Broadcasting. Micro-Wave Relay, Aviation and Police Radio, Two-Way Communications for buses, taxis, trucks, etc. are expanding—making more jobs, greater opportunity.

Tested Way To Better Pay

N.R.I. Training is practical, thorough. You get the benefit of N.R.I.'s 40 years experience training men for success in Radio-Television. N.R.I. training is backed by the record and reputation of the OLDEST and LARGEST home study Radio-TV school. Most

See Other Side

FIRST CLASS
 Permit No. 20-R
 (Sec. 34.9, P. L. & R.)
 Washington, D. C.

BUSINESS REPLY CARD
 No Postage Stamp Necessary If Mailed In The United States

POSTAGE WILL BE PAID BY
NATIONAL RADIO INSTITUTE
 16th and U Sts., N. W.
 Washington 9, D. C.

SAMPLE LESSON and CATALOG Both FREE
Cut out and mail Postage Free Card

and "discriminator" stages; (B) the *ratio detector*. Each has certain advantages and certain drawbacks. We will sketch them briefly to help you choose a tuner suitable to your needs.

The *Armstrong circuit* is capable of top audio quality, but only works well with a strong signal. This means the tuner must be *sensitive* enough to raise even a weak signal to the strength required to operate the Armstrong circuit efficiently. High sensitivity can be gained only by extra stages of i.f. amplification, which reflects itself in the price of the tuner. The Armstrong circuit itself requires at least two stages (called "limiter" and "discriminator"). For best interference and noise rejection, a dual-stage "cascade limiter" is used, which again raises the price. Of course, you get what you pay for. In a highly sensitive tuner, where no corners are cut to save money, the Armstrong circuit can't be beat.

The low-cost alternative to the expensive Armstrong circuit is the *ratio detector*. It needs no limiter stages and is less demanding in its input requirements. Able to function at far lower input levels than the Armstrong circuit, the ratio detector gets by with lower sensitivity and hence with fewer stages of i.f. This means dollars saved.


Admittedly, the ratio detector falls short of the ultimate in audio. Yet if the ratio detector is well engineered as part of a quality tuner, it sounds so good as to be virtually indistinguishable from the Armstrong circuit. A ratio detector FM tuner made by a reputable manufacturer thus seems a very happy solution to the cost vs quality dilemma.

(6) *AM bandwidth control*. The better AM tuners provide a switch for broadening or narrowing the audio frequency pass-band, to let you achieve the optimum compromise between selectivity and frequency response for any given station. You can widen the frequency response for AM stations coming in clear and strong. Or, by narrowing the frequency band, you get greater selectivity when you try to pick a weak or distant station from among its interfering neighbors.

Of course, factors like distortion, hum level, etc., should be as low as possible, or at least match the corresponding values in your amplifier. That way the tuner won't be the weak link in your chain of audio components. Look for the exact numerical values listed separately as your "yardstick for quality."

Your investment in a good tuner pays off in years of pleasure. For all the plays and music in the air, you'll get the best seats in the house—your own house. —30—

RADIO SHACK EXCLUSIVES!



REALISTIC hi-fi FM TUNER

not a kit!
\$39.95

Features hi-fi Armstrong FM with Foster-Seeley discriminator and AFC, 5- μ v sensitivity for 30 db quieting, tuned RF stage, built-in AC supply, 20—20,000 cps, \pm 0.5 db, pilot light, slide-rule dial, switch for FM or phono feed-thru, tape output jack, compact 4 $\frac{1}{4}$ " x 9 $\frac{1}{2}$ " x 6 $\frac{3}{8}$ " deep. Ship wt. 6 $\frac{1}{4}$ lbs. Order No. 36-888-PE.

NEW REALISTIC SPEAKER

List \$41.50
EXCLUSIVE \$19.95



Suspension-cone hi-fi speaker installed in solid, tuned, vented, duct-type, furniture-finished walnut cabinet! Lab-verified 50—12,000 cps; 4 ohms, 15 watts. REAL lows — clean highs — ultra-compact, 14 $\frac{1}{2}$ " x 11" x 10 $\frac{1}{2}$ ". Ship wt. 12 lbs. Order No. R-9036-PE.

EXCLUSIVE \$10.95



SLIM dynamic MICROPHONE

Reg. \$40.00 ARCHER

Tuned-cavity construction, high impedance, output 56 db, 50—11,000 cps, built-in ON-OFF switch, 12' cable, black metal. Swiveling cradle included FREE 8 ounces net, only 7 $\frac{1}{8}$ " long, 1 $\frac{1}{4}$ " dia. Ship wt. 2 lbs. Order No. R-9084-PE.



HANDEL'S MESSIAH

A DELUXE ALBUM of three 12" LP records, factory-fresh, factory-sealed. Orig. \$19.95. Scherchen, London Symphony, London Phil. choir. Ship wt. 4 lbs. Order No. WAL-308-PE.

NEW CATALOG

All the LATEST in hi-fi, transistors, components, ham gear and instruments. Send coupon for YOUR free copy of this big, new 224-page guide to the best buys in radio and electronics.

RADIO SHACK CORPORATION

167 Washington St., Boston 8, Mass.
230 Crown St., New Haven 10, Conn.

Please send me FREE Catalog #57PE.

Name
St.
City Zone
State

Tuning the Short-Wave Bands

(Continued from page 70)

Programmes, the following is stated: "The new 50-kw. outlet, VLD, is expected to be in operation for the Olympic Games and it is planned to have it in regular service early in 1957." Additional xmtrs for *Radio Australia* are also indicated for use in the near future. (SW)

Austria—The latter part of the *Radio Osterreich* xmsn on 25,945 kc. at 0520-0620 should be audible occasionally during September and October. Reception of this North American service would be improved if it were moved one hour or more later. (RL)

The daily English program on 25,615 kc. is noted at 0200-0400 and on 25,945 kc. at 0525-0625. (CM)

Bolivia—An opportunity to hear this difficult-to-log country is provided by CP5, *Radio Illimani*, La Paz, now operating on a new frequency of 9555 kc. It is heard in Spanish at 0600-0700 and also at 1900-2200, although interference from XETT, Mexico City, is severe during the latter period. (RL)

Brazil—ZYR78, *Radio Bandeirantes*, Sao Paulo, 11,925 kc., carries no English but is being heard about 0500 with Latin-American music. This one can be identified by the rooster crow after each selection. (RB)

A station identifying as *Radio Cocacabana* has been noted on 4960 kc. Further details are requested. (WRH)

British Somaliland—VQ6MI, Hargeisa, 7126 kc., is noted from 0930 to 1000/ close in Somali. The QSL says the station is on in Somali daily

Radio Hong Kong, on 3940 kc., can be heard in Chinese at 1100-1200. This should not be confused with Peking on 3960 kc. It is a good catch. (GN)

Colombia—*Radiodiffusion Militar de Colombia*, HJCT, 6155 kc., has news in Spanish at 2000 followed by "English By Radio" and an English music program. (DX)

Costa Rica—TIFC, San Jose, 9645 kc., can be heard at 2300-0000 with religious programs in English. Other programs, at 0700-2300, are in Spanish. Address is TIFC, Box 2710, San Jose. (RC, JB)

Denmark—OZF, Copenhagen, 9520 kc., is heard at 2100 in Danish: this is followed by an English session consisting of music and news. (LB, CT)

Ecuador—*The Voice of the Andes*, HCJB, Quito, is asking for reports of outlets in the 19- and 31-meter bands. (JM)

New stations operating are: HC3RM, *R. Cultural Machala*, Machala, 4845 kc., 250 watts; HC4JB, *Ondas Manabitas*, Sucre, 3385 kc., 250 watts; HC5HM, *R. Amazonas*, Cuenca, 4805 kc., 250 watts; HC5TO, *La Voz Del Pueblo*, Riobamba, 6025 kc., 250 watts; HC5JC, *La Voz de Salcedo*, Salcedo, 3380 kc., 200 watts. Two Guayaquil stations are again operating: HC2ET, *R. El Telegrafo*, 4825 kc., 250 watts; and HC2DC, *Radio Cenit*, 6150 kc., 250 watts. (WRH)

England—The BBC is using two channels in the 11-meter band: GSR on 25,720 kc., scheduled at 0530-1230 to Africa; and GSQ on 25,750 kc., operating at 0400-0915 to South Asia. Both are audible from about 0700 on days when the maximum usable frequencies are high. (RL)

Finland—The North America xmsn is scheduled to be moved to 0700-0900, effective Sept. 22, replacing the 2200-0000 summer schedule. Reception at the 0700-0900 time is best via their 100-kw. xmtr on 15,190 kc., with fair reception at times on 17,798 kc. News in English is scheduled at 0700. (RL)

France—Paris can be heard on an unlisted channel (in WRH) of 3965 kc. at 1400 with an interval signal and *Ici Paris*. A program in Czech follows. (BB)

French Camerouns—*Radiodiffusion du Cameroun, Yaounde*, 9270 kc., is fair to good from 1530 to 1600/close with French news and music. (PM)

A new station is *Radio Garoua* on 9900 kc. at 1300-1400 (news at 1300-1310). Reception reports should go to *Radiodiffusion du Cameroun, Yaounde*. (WRH)

French Somaliland—*Radio Djibouti*, on 4975 kc., is on the air daily at 0400-0515 and 1015-1415. News in French is heard at 1215-1230 (Sunday, at 1230-1240). Address is *Service de Information et Radiodiffusion*, Djibouti. (WRH)

Germany—*The Voice of Germany*, Cologne, has English news daily at 2130-2140 on 5980, 9640, and 11,795 kc. Address is Box 129, Cologne. (WW, AE, SD, DD)

Greece—*Radio Athens* is heard at times on 15,345 kc. at 1800-1830 with Greek for Mediterranean fishermen. It identifies as *Edeo Athinae, Radiofonikos Stathmos Athinon Vra-keon Kimaton, Efono Tis Ellados*. Other stations, as yet not positively identified, are

ABBREVIATIONS

A—About this frequency
ABC—American Broadcasting Company
BBC—British Broadcasting Corp., London, England
B/C—Broadcasting service or station
c.w. QRM—Interference from code station
kc.—Kilocycle
kw.—Kilowatt of power
mc.—Megacycle
m.c.w.—Modulated code transmissions
m.w.—Medium wave
QRN—Static interference
OTH—Exact location
R.—Radio
s/off—Sign-off of station
s/on—Sign-on of station
V—Verified frequency
xmsn—Transmission from a radio station
xmtr—Transmitter used by station


at 0830-1000. They use a Redifon xmtr with 1000 watts and a simple antenna. (PF)

Canada—The station reported in July, CFJB, Goose Bay, 7918 kc., probably was the sixth harmonic of CFGB on 1320 kc. CFJB is the call for a station in Brampton, Ontario, on 1090 kc. Meanwhile, an Air Force station has been reported on 7325 kc. at 1900, with QRM from CHU on 7335. No other details are available as yet. (MP, FW)

Ceylon—The Commercial Service of *Radio Ceylon*, Colombo, 9520 kc., has a very strong signal with English language broadcasts from 0945 to 1230 close-down. (EM)

China—*Radio Shanghai*, 6270 kc., is heard at 0900 with classical type of music, dual to 9985 kc. (PF)

ORGANIZING THE CONTROLSthe key to high fidelity



Every control on a well designed, honestly considered high fidelity instrument has a specific useful function, related to each of the other controls.

The Prelude, Harman-Kardon's new 10 watt printed circuit amplifier illustrates this point well. With the *function selector*, choose the type of program material you plan to listen to (tuner, phono, tape or T.V.). Select the correct record equalization settings for the particular record to be played, using the separate *low frequency turnover* and *high frequency roll-off controls*. To minimize turntable rumble operate the *rumble filter* slide switch. With the *loudness contour selector* in the uncompensated position, turn the *loudness control* to a reasonably high level. This permits you to make the remaining adjustments while listening at your own maximum efficiency.

Adjust the *bass* and *treble tone controls* to

correct for the characteristics of your loudspeaker and for the acoustic characteristics of the room. Choose settings which, in your total system, create the proper sense of aural balance. Now reduce the loudness setting to a level, lower than the normal listening level in your room. Note that the full bodied, life-like quality you experienced at high listening level has disappeared. This is typical of human hearing since it loses sensitivity to very low and very high pitched tones as the sound level is reduced. With all other controls unchanged, switch quickly through the four positions of the loudness contour control until you find the one which most nearly duplicates the full bodied sound you enjoyed at high level.

Turn the loudness control up to the level at which you wish to listen. The controls are now properly organized and your system should perform at its very best!

ADDITIONAL FEATURES: Printed circuit throughout. Output level: 10 watts at 3% IM. Peak Power: 15 watts. Frequency Response ± 1 db 20-20,000 cps. Rumble Filter. Tape and Record Equalization.

Write for free technical data sheets on the Prelude and matching AM-FM tuner.

Prelude, Model PC-200
(complete with cage)

\$55⁰⁰

*slightly
higher
in the
west*

harman kardon

INCORPORATED

520 Main St. Westbury, L. I., N. Y.

HERSHEL'S SPECTACULARS!

OIL CONDENSER
\$165

2 MFD. 3000 VDC. Pyranol Oil W/ Mounting Brackets.
1-1 Mfd. 3000 VDC. New, removed from equip. 4 3/4" x 4 1/4" x 2 1/2"

PHOTO ELECTRIC CELL
95¢

4 CE Vacuum-Coil used in A M P R O Sound Projector. Also useful for opening garage doors and Alarm Systems.

GE Pyranol Oil CONDENSER
95¢

12 MFD. 330 VAC. 60 Cy. Removed from equip. NEW.

30 TUBE SOCKETS.
Subminiatures, 7 & 9 pin. Miniatures, 4 to 8-pin. Mica-filled & ceramic; shield base type. too!

2000 PCS. HARDWARE.
Radio, TV, shop, wood-working screws, sprinks, Rommets, etc.

40 MOULDED CONDENSERS. Best known makes! .0005 to 0.1 mf to 1000V.

13 ROTARY SWITCHES. Experimenters' model. Varied asst. single & dual gangs.

8 TUBULAR ELECTROLYTICS. Popular values to 450V. Top makes, axial leads.

60 KNOBS. Instrument, radio, TV types. Push-on & set screw types. Some 35c ea.

20 ASSORTED BULBS. Asst. standard screw & bayonet. 2 thru 24 VDC

60 TUBULAR CONDENSERS. 25 values! .00035 to 10 mf. up to 6000V. Oils, too.

10 FP & TWIST ELECTROLYTICS. Asst. to 1000 mfd. to 450V. Some multiples.

100 COIL FORMS. Experimenters, note! Wide variety of shapes & sizes. Ceramic and bakelite.

60 CARBON RESISTORS. Insulated; 35 val. up. 15 ohms to 10 megs. 1/2, 1 & 2W; 5% tol! Incl. famous Allen Bradley!

ARC-5 COMMAND TRANSMITTER
\$895

7 to 9.1 MC. New in Cartons. w/ 1 1/2 h. tubes.

Hottest Buy in the Country

25-Ft. RG58/U COAXIAL CABLE
With Male & Female Plugs **97c**

YOUR CHOICE ANY KIT LISTED IN THIS AD 97c

60 MICA CONDENSERS. Rare offer! Postage stamp types, 25 values. .0001 to .01; to 1200 VDC. Many silver. 0% tol!

100 SET SCREWS ASSTD. Slotted and Allen Wrench Type. from 6/32 up.

30 POPULAR BULBS. Special! Wide variety standard, miniature, screw and bayonet types. 1.1 thru 6V.

8 CRYSTAL DIODES. 1N22 Brand New

50 CERAMIC CONDENSERS. Tubular, disc, button & standoffs! 5 to .01 mfd to 1000V.

12 VOLUME CONTROLS. Handy shop, asst. of radio, TV lab units. Some WW.

50 RF COILS & CHOKES. and slug-tuned coils for TV, radio, lab. 20 types.

20 POWER RESISTORS. Wound, 20 values. 5 ohms to 12,000. 5 to 50 watts. Candomm & tubular types.

All New MYSTERY PACKAGE of ELECTRONIC PARTS

It's the surprise of your life! 20 pounds of BRAND NEW usable GOVT. surplus. The ideal gift for hams, etc.

Worth \$40.00
Our Price **\$3.95**
Ship Wt 20 lbs



PICTURE TUBE BRIGHTENER 94¢

TERMS: Cash with order or 25% DOWN—BALANCE C.O.D.
ALL PRICES NET F.O.B. DETROIT MINIMUM ORDER \$2.00

HERSHEL RADIO CO. Tyler 8-9400
5249 GRAND RIVER Detroit 8, Michigan

probably Jannina (7090 kc.) and Kozani (7950 kc.) Forces Stations. Both s/on at 0000. (PM)

Guatemala—TGWA, Guatemala City, 9760 kc., is readable at 0700-0000 with news, marimba music, pop orchestras, and varied programs. (LB)

TGWB, Guatemala City, has returned to 6180 kc. from 6190 kc. It is being heard at 1900-0000. (RL)

New stations are: *R. Programas de Guatemala*, Guatemala City, TGZB, 3355 kc., 90 watts, and TGZA, 6160 kc., 250 watts; *R. Victoria*, Mazatenango, TGLAB, 4900 kc., 20 watts, and TGLA, 5970 kc., 100 watts. Another new station is *R. Centro Musical*, Guatemala City, 6050 kc., call letters and power not known. The station on 6160 kc., *Radio Oriental*, Zacapa, is off the air. (WRH)

Haiti—4VWI, 21,525 kc., Cap Haitien, is now heard Saturday and Sunday in English to Europe at 1500-1700, and in French at 1700-1800. (SW)

4VEH, Cap Haitien, 9657 kc., is noted at 0325 with the "Mailbag" program. Some items from this column were mentioned; unable to get reporter's name due to poor signal. (RB)

4VHW, *Radio Haiti*. Port-au-Prince, 5990 kc., moved here from 5984 kc. It is fairly well heard from 1900 to 2200 s/off. (RL)

Honduras—HRTW, *Union Radio*, Tegucigalpa, 6165 kc., has moved here from 6175 kc. and is heard at 0600-0630. HRXW, Comayagua, has returned to 6110 kc. from 6105 kc. and is being heard all evening now that BBC is off this channel. (RL)

HRQ5, *Radio Supaya*, San Pedro Sula, 6124 kc., 1 kw., relays HRQ, Tegucigalpa, 1600 kc. All programs are in Spanish. (SD)

India—AIR, Delhi, India, is regularly heard on 15,310 kc. at 0500-0600 with English programs at fair to good strength. (SW)

Indonesia—YDF6, *The Voice of Indonesia*, 9710 kc., Jakarta, is heard in English, s/on at 0600. News is heard at 0615-0925, "Mailbag" at 0630-0645; remainder was Indonesian and pop music. (PM, EM)

This station is also heard Sundays at 0900-0930 in Urdu with Oriental music. At 0930 they start English to Southeast Asia and Western North America. English ended and Hindi began at 1030. (BV)

YDF3, Jakarta, 11,795 kc., was logged at 2334 after Germany signed off. (JW)

Radio Angkatan Udara, Jakarta, 11,943 kc., operated by the Indonesian Air Force, has been noted from 0430/ open to 0930/ close in Indonesian. (PF)

Iran—The Teheran English program has been increased to 30 minutes. It is now heard at 1500-1530 on 15,100 kc. (RL)

Israel—4XB31, Tel-Aviv, carries English to North America on 9008 kc. daily at 1615. (AE)

Japan—Far East Network, Camp Drake, 3800 kc., is noted about 0728 with popular music. (PF)

Radio Japan is now excellent on 17,825 kc. on both 1800-1830 and 1930-2000 xmsns to North America. Complete current schedule is as follows: at 0030-0130 to Hawaii on 15,235 and 17,785 kc.; at 0145-0245 to Europe on 15,235 and 17,825 kc.; at 0300-0400 to Australia and New Zealand on 15,235 and 17,785 kc.; at 0415-0515 to South America on 9675 and 11,705

LIFETIME GUARANTEED

SAVE

BRAND NEW PICTURE TUBES

- RCA Licensed
- One Year Unconditional Guarantee.

Type	Price	Type	Price
106P4	\$11.90	178P4	\$20.83
12LP4	14.38	19AP4	24.81
148P4	16.85	21AP4	28.79
16RP4	19.38	21EP4	28.79
16LP4	19.38	24AP4	42.50

Picture Tubes shipped F.O.B. Harrison, N. J.

• We guarantee to replace ALL TUBES purchased from our firm forever • Each tube Individually Boxed and Guaranteed For Life • Over A Half Million Tubes Always In Stock • Immediate Shipment • Free Postage On All Orders With Full Remittance.

HERE'S HOW LIFETIME GUARANTEED TUBES SAVE YOU MONEY

• There are fewer "call backs" • There are no "out of date" tubes • "Peak Performance" testing in our fully equipped Testing Department before shipment guarantees quality.

OZ4	.43	58Q7	.89	68K5	.68	6V6GT	.46	12BZ7	.61
IA4P	.33	5AW4	.75	68K7	.76	6W4GT	.39	12CU6	.95
IA7GT	.43	5J6	.63	68L7GT	.75	6W6GT	.53	12SA7	.45
IB3GT	.65	5T4	.69	68N6	.58	6X4	.34	12SJ7	.45
IC5GT	.41	5U4G	.43	68Q6GT	.78	6X5	.34	12SK7	.45
IO5GP	.43	5UB	.74	68Q7	.78	6X8	.73	12SN7GT	.56
IE7GT	.41	5V4G	.59	68Y5G	.58	6Y6G	.55	12TQ7	.37
IG6GT	.41	5Y3	.31	68Z7	.88	7A4	.45	12SR7	.45
IH4G	.43	5Y4G	.36	6C4	.37	7A5	.53	12V6GT	.45
IH5GT	.47	5Z3	.41	6C5	.35	7A6	.45	12X4	.37
116GT	.47	6A7	.57	6C8B6	.49	7A7	.43	14A7	.42
114	.45	6A8	.45	6CD6G	1.15	7A8	.45	1486	.38
11L6	.55	6A84	.43	6D6	.48	7B5	.39	14Q7	.50
11A4	.57	6AC7	.67	6E5	.44	7B6	.42	1987	.65
11A6	.47	6AF4	.79	6F5	.37	7B7	.41	24A	.39
11L84	.57	6AG5	.50	6F6	.38	7B8	.45	25AV5GT	.78
11C5	.49	6AG7	.69	6G6	.40	7C4	.39	25BQ6GT	.78
11C6	.47	6AH6	.69	6H6	.38	7C5	.42	25L6GT	.47
11D5	.57	6AJ5	.70	6J4	1.79	7C6	.43	24W4GT	.43
11E3	.57	6AK5	.54	6J5	.39	7C7	.45	25Z5	.37
11G5	.57	6AL5	.39	6J6	.47	7E5	.45	25Z6	.37
11H4	.64	6AQ5	.46	6J7	.43	7E6	.55	35A5	.46
11N5	.47	6AR5	.46	6J8	.85	7E7	.70	35B5	.50
11NSGT	.50	6A55	.48	6K6GT	.37	7F7	.59	35C5	.50
1R5	.50	6AS6	1.70	6K7	.39	7F8	.70	35L6GT	.47
1S5	.42	6AS7G	2.19	6H8	.65	7G7	.75	35W4	.34
1T4	.50	6AT6	.39	6L6	.68	7H7	.50	35Z3	.39
1U4	.47	6AU4GT	.65	6L7	.42	7J7	.75	35Z5GT	.34
1U5	.42	6AUSGT	.59	6N7	.60	7K7	.75	37	.29
1V2	.65	6AU6	.42	6Q7	.40	7L7	.75	50A5	.46
1X2	.61	6AV5GT	.65	65A	.40	7N7	.50	50B5	.50
2A3	.55	6AV6	.39	65A7	.45	12AT6	.37	50C5	.50
2A5	.57	6AX4GT	.60	65C7	.48	12AT7	.66	50L6GT	.43
2A7	.55	6AX5GT	.57	65G7	.41	12AZ7	.63	75	.42
3A4	.51	684G	.52	65H7	.43	12AU6	.41	76	.42
3A5	.50	688	.69	65J7	.43	12AU7	.53	77	.38
3AL5	.45	68A6	.47	65K7	.45	12AV6	.35	78	.38
3AU6	.46	68A7	.58	65L7GT	.55	12AV7	.67	80	.34
3BC5	.54	68C5	.47	65N7GT	.55	12AX4GT	.65	84, 624	.44
3BN6	.70	68C7	.80	65Q7	.39	12AX7	.58	117L7GT	1.09
3CB6	.52	68E6	.45	65R7	.42	12B4	.68	117N7GT	
3Q4	.46	68F5	.40	65S7	.41	12B6	.46	1.09	
3Q5GT	.57	68F6	.50	674	.95	12BQ6	.48	117P7GT	
3S4	.47	68G6G	1.15	678	.68	12BE6	.46	1.09	
3V4	.47	68H6	.50	6UR	.75	12BH7	.60	117Z3	.35
48Z7	.95	6BJ6	.47	6V3	.80	12BY7	.65	117Z6GT	.63

NEW INDOOR ANTENNA

Both UHF and VHF. Brings better reception than most outdoor antennas. Use on top of TV. List price \$9.95.

Lots of 3 YOUR PRICE \$3.29 each

FREE BONUS BOX With Every \$25 Order

- 1 RCA Cheater Cord
- 10 Assorted resistors
- 10 Assorted 2 Color "blank" tube Cartons
- 1 6B26GT tube
- 1 6AU6 tube
- 1 6CB6 tube

FREE CLOCK RADIO

Within 30 Days With Every \$125 Purchase with famous Wakemaster clock radio wakes you up to music or alarm. May be purchased outright from MAJOR BRAND for \$17.95. In ivory or rust.

FREE GIFT CERTIFICATE*

Worth \$5 toward the purchase of any of our merchandise on future orders will be Free Gift Certificate cannot be used to obtain another certificate unless order is \$5 or more.

USED TV SETS

Picture Tube	Guaranteed To Work!	GE
• Emerson	• RCA	• Philco
• Motorola	• Zenith	• Capehart
10" SET	Table Model	\$16.95
	Console	\$19.95
12" SET	Table Model	\$22.95
	Console	\$24.95
14" SET	Table Model	\$27.95
	Console	\$31.00
16" SET	Table Model	\$32.00
	Console	\$34.95
17" SET	Table Model	\$37.00
	Console	\$39.00

All prices F.O.B. Harrison, N. J. prices on request for 19", 20", 21" and 24" sets.

WE PAY ALL POSTAGE on orders shipped in USA. Territories and APO's. Send only purchase price of merchandise. Please include approximate postage on foreign shipments. All orders subject to prior sale. Add 25c handling on orders under \$5.00. Quantity users write for special discount.

Write For FREE Tube List—Order Blank—and FREE Sample Tube Carton. We want YOU On Our Mailing List!

SPECIAL SURPRISE

Mention where you saw our ad and we will send you FREE three 65N7GT's with any order of \$10.00 or more.

MAJOR BRAND

TUBE CO.

Romano Bldg.

Harrison, N. J.

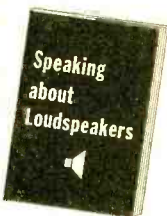
Write Dept. 10-PE

ESsex 4-1106

Have you ever wondered how a Hi-Fidelity Loudspeaker produces sound?

Send for this FREE book revealing the inner secrets of the loudspeaker—told in a fascinating easy-to-understand manner. Illustrated with delightful cartoons and diagrams—a wonderful guide!

This authoritative book is FREE—just send a dime to cover cost of mailing.



UNIVERSITY LOUDSPEAKERS, INC.



University Loudspeakers, Inc.
80 So. Kensico Ave., White Plains, N.Y.

Gentlemen:
Please send me a copy of "Speaking about Loudspeakers." Enclosed is 10c to cover the cost of mailing.

Desk A-11

Name _____

Address _____

City _____ Zone _____ State _____

Do you WISH you were EMPLOYED in ELECTRONICS?

We can train you and place you in an electronics technician job in the short time of only 12 weeks!

F.C.C. License—the Key to Better Jobs

An FCC commercial (not amateur) license is your ticket to higher pay and more interesting employment. This license is Federal Government evidence of your qualifications in electronics. Employers are eager to hire licensed technicians.

Grantham Training is Best

Grantham School of Electronics specializes in preparing students to pass FCC examinations. We train you quickly and well. All courses begin with basic fundamentals—NO previous training required. Beginners get 2nd class license in 8 weeks, 1st class in 4 additional weeks.

Learn by Mail or in Residence

You can train either by correspondence or in residence at either division of Grantham School of Electronics—Hollywood, Calif., or Washington, D.C. Our free booklet, "Opportunities in Electronics," gives details of both types of courses. Send for your free copy today.

MAIL NOW TO OFFICE NEAREST YOU

(mail in envelope or paste on postal card)

Grantham School, Desk 3-B

1505 N. Western Ave. OR 821—19th Street N. W.
Hollywood 27, Calif. Washington 6, D. C.

Please send me your free booklet, telling how I can get my commercial FCC license quickly. I understand there is no obligation.

NAME _____

ADDRESS _____

CITY _____ STATE _____

kc.; at 0530-0730 to China on 9675 and 11,705 kc.; at 0745-0845 to Philippines and Indonesia on 11,705 and 15,225 kc.; at 0900-1000 to South China on 11,705 and 15,235 kc.; at 1000-1100 to S. E. Asia on 11,705 and 15,235 kc.; at 1115-1215 to India and Pakistan on 11,705 and 15,225 kc.; at 1230-1330 to Near East on 11,705 and 15,225 kc.; at 1800-1830 and 1930-2000 to Eastern North America on 15,235 and 17,825 kc.; at 2230-2330 to Western North America on 15,235 and 17,825 kc. (RL, SW, DX)

Kenya—African B/C Service, ZHW2, 4934 kc., is heard from 1230 at good strength. (PC)

Other details are as follows: Mombasa, ZHW4, 4923.5 kc., and ZHW22, 7172 kc.; Kisumu, ZHW6, 4943 kc., and ZHW23, 7288 kc.; Nyeri, ZHW24, 6170 kc. The outlet on 4934 kc. is located in Nairobi, and is scheduled at 2230-2330 (Tuesdays), at 0845-1310 (Wednesdays), and at 0100-0530 and 1000-1315 (Sundays) (WRH)

Lebanon—The Lebanese Armed Forces Station on 6500 kc. is now on regular program schedule Tuesdays and Saturdays at 0930-1000 only, relaying the Armed Forces program in Arabic from *Radio Liban*. No announcements. They are also testing irregularly with short periods of Arabic music at various times during the day. (WRH, MP)

Madagascar—FIQA, Tananariva, 9513 kc., can be heard at 2230/ open in French. The program is setting up exercises until 2250 when they have music. French news is heard at 2300. (PF)

Malaya—The new identification for BFEB is now *The BBC Far Eastern Station*. This station can be tuned with news from 0600 to 0615 s/off. They often relay cricket matches around 0500. (SW, LK)

Mexico—One of the consistently best point-to-point stations being heard is XDA232, Mexico City, 21,770 kc. It can be heard from 1100 to 1900 with test programs of music and Spanish announcements. (MA)

Netherlands—*Radio Netherlands*, 9590 kc., can be tuned at 2130-2140 with news from Holland, dual to 15,365 kc. (HU, RB)

New Caledonia—*Radio Noumea*, 6035 kc., can be heard at 0200 s/on with group singing. The identification is *Ici Noumea, La Voix de la France dans le Pacifique*. (DX)


Nicaragua—YNRM, *Radio Musun*, Matagalpa, 7590A kc., was noted at 2130 with identity but heavy QRN. (DX)

Pakistan—*Radio Pakistan*, Karachi, is on a new channel, 21,580 kc., with English at 1315-1400 for Turkey and at 1415-1500 for England. The English program for S.E. Asia at 1930-2015 is now on 15,335 and 17,750 kc. (RL, MH)

Peru—*Radio Nacional*, Lima, is coming in strong on 9562 kc. with music programs at 2330-0000. S/off is in Spanish at 0000. (JJ)

OBX4C, *Radio El Sol*, Lima, is again active and currently being heard on 15,190 kc., although listed for 15,180 kc. It is heard best at 2100-2200 between periods when *Radio Canada* and *Radio Finland* are using this frequency. (RL)

New stations operating in Peru include the following: OAX4K, *R. Selecta*, Lima, 9585 kc., 300 watts; OCX4B, *R. El Pueblo*, Lima, 4860 kc., 300 watts; OAX2G, *Radio Cajamarca*, Cajamarca, 4770 kc., 500 watts; OAX1M, *Ra-*



TRAINING IN THE U.S. AIR FORCE CAN PAY YOU BIG DIVIDENDS

As a man with mechanical ability, you have the opportunity to advance your skill in the U.S. Air Force. As an Airman you will train in the latest techniques of electronics, rocket propulsion, photography, or any one of over 40 career fields—and you earn while you learn! You'll see new places, too, make new friends, and work with men who share your interests. For now and for your future, find out about the dividends the U.S. Air Force can offer you. Mail the coupon now, or see your local Air Force Recruiter.

Go places
faster on the
All-Volunteer Team
—the **U. S.**
AIR FORCE

M-57-PE

PASTE COUPON ON POSTCARD and mail to
Airman Recruiting Information Branch
Box 2202, Wright-Patterson AFB, Ohio

Please send more information on my opportunities
for enlisting in the U.S. Air Force. I am between
the ages of 17-34 and reside in U.S.A. or possessions.

Name _____

Address _____ Age _____

City _____ Zone _____ State _____

POPULAR SAMS BOOKS FOR THE EXPERIMENTER • AMATEUR • TECHNICIAN



USE THIS HANDY ORDER FORM

- Attenuators, Equalizers and Filters.** Describes the design, application and theory of operation of every type of Attenuator, Equalizer and Wave-Filter used in audio, recording and reproducing systems, both professional and home-type. 176 pages; 5½ x 8½". \$2.75
Library-bound deluxe edition \$4.00
- Transistors.** The first complete, practical book on Transistors and their application in TV-Radio-Electronics. Explains theory, circuitry, installation, testing techniques and servicing. 100 pages; 5½ x 8½"; illustrated \$1.50
- So You Want to Be a Ham.** Shows you how to get your license and acquire equipment. Covers: Conquering the Code, Getting Your Ticket, Going on the Air, etc. 196 pages; 5½ x 8½"; illustrated \$2.50
- Basic Radio Manual.** Complete course covers theory, definitions, components. Includes section on actual projects that translate theory into practice. 248 pages; 8½ x 11"; illustrated \$5.00
- Basic TV Manual.** Covers all phases of TV set operation and design from picture tube to antenna. Includes project section demonstrating theory in action. 312 pages; 8½ x 11"; illustrated \$5.00
- Atomic Radiation, Detection and Measurement.** Helps you understand nuclear science and its applications. Covers circuitry and operation of all types of detection devices. 200 pages; 5½ x 8½" \$3.00
- Recording & Reproduction of Sound.** Oliver Read's best-seller on all phases of Audio. Full analysis of recorders and recording techniques. Complete data on amplifiers, speakers, mikes, phono equipment, P.A., etc. 810 pages; 6"x9"; profusely illustrated \$7.95
- Radio Receiver Servicing.** Covers all basic receiver types—gives time-saving hints for solving common troubles, such as dead set, weak set, noisy set, etc. 192 pages; 5½ x 8½"; illustrated \$2.50
- Tape Recorders.** Explains recorder theory, tape characteristics, how recorders work; covers motorboard mechanism, drive motors, volume indicators, bias oscillators, amplifiers, magnetic heads, equalization circuits. 176 pages; 5½ x 8½"; illustrated \$2.75

HOWARD W. SAMS & CO., INC.

Order from any Radio & TV Supplier-Wholesaler, or mail to Howard W. Sams & Co., Inc., Dept. 14-K6, 2201 E. 46th St., Indianapolis 5, Ind.

Send books checked above. My (check) (money order) for \$..... is enclosed.

Name

Address

City Zone State

(outside U.S.A. priced slightly higher)

Radio Progresso, Piura, 3330 kc., 500 watts. *Radio America*, Lima, is now operating on a third s.w. outlet: OBX4U, 3240 kc. with 500 watts. (WRH)

Portugal—Current schedule of *Emisora Nacional* is as follows: on 21,700 kc. at 0530-0830 and 1200-1515 (Sundays, 0530-1515) to Africa; on 17,895 kc. at 0530-0830 to Macao/Timor, at 0830-1145 to Portuguese India, at 1200-1600 to Africa. at 1615-1945 to West Africa and Brazil; on 17,880 kc. at 0845-1200 to Portuguese India; on 15,380 kc. at 1630-1945 to North Atlantic; on 15,125 kc. at 1500-1630 to Africa and at 1700-2030 to West Africa and Brazil; on 11,840 and 9775 kc. at 2000-2230 to Eastern North America; on 9635 kc. at 2045-2230 to Western North America. English broadcasts are at 0830-0915 on 17,895 kc. and from 0845 on 17,880 kc.; also at 1200-1245 on 17,895 and 21,700 kc. (RL)

Sarawak—The Sarawak B/C Service, Kuching, 5052 kc., is heard at 0645-0715 with a relay of BBC's Far Eastern Service. It is also being noted at 0800-0810 with BBC news. at 0810-0815 with stock reports, then music until 0900 when they begin a program in Chinese. They verify by letter and send a photo of the station. (GN, RH)

Sierra Leone—A new station, the Sierra Leone B/C Service, is operating on 3316 kc. daily at 1250-1700 with 5000 watts. (DX)

This station is noted with English news at 1600, news in an African language at 1608, then continued with English until close-down. Location is Freetown. (PC)

Solomon Islands—VQO2, Honiara, is heard on 5960 kc. at 0230-0300 s/off. There is often much QRN on this frequency. Address is Public Relations Officer, Western Pacific High Commission, Honiara, Guadalcanal Island. (GN)

South Korea—The Armed Forces Korean Network (AFKN) on 6895 kc. operates daily in English at 1630-1230. Power is 250 watts. Reports should be addressed to Headquarters AFKN, 8214th Army Unit, APO 301, San Francisco, Calif. (GN)

Spain—The current schedule of *Radio Nacional de Espana* is as follows: at 0600-0730 to Far East on 11,815 and 15,415 kc.; at 0830-0900 in Arabic on 15,415 kc.; at 1045-1120 in Arabic on 9360 kc.; at 1045-1115 to Africa on 9677 kc.; at 1130-1700 to Europe on 9605 kc. (to 1515), on 9360 kc. (to 1550), on 7100 and 6130 kc. (from 1530); at 1715-2200 to Latin America on 9360, 9695 and 11,815 kc.; at 2215-2300, 2315-0000, 0015-0100 to North America on 6130 and 9360 kc. The Home Service Relay is at 0200-1930 on 5995 kc. Best reception is on 9360 kc. on the North America and Latin America xmsns. (RL, JJ, JM)


Surinam—Paramaribo has a weekly English broadcast at 2030-2045 on Mondays, on 4745 and 15,437 kc., followed by Spanish at 2045-2100. This station transmits programs in Dutch daily at 0430-0600 on 4745 kc., and at 1430-2030 on 4745 and 15,407 kc. (RL)

Sweden—*Radio Sweden*, Stockholm, is being noted on 15,155 kc. with an English xmsn to Western North America at 1100-1115 with talks and music; at 1115-1130 in Swedish; from 2205 again in Swedish. (BV, CG)

The outlet on 11,705 kc., SBP, is heard at

Save at Esse

LEEDS & NORTHRUP MICROMAX RECORDERS



Strip type recorders for controlling and recording wide variety of processes. Used originally for temp. range 350-550 deg. C. May be changed for other operations. Operated on Wheatstone bridge principle using AC galvanometer movement. Original cost several times our low price. Units removed from demilitarized equip. which in many cases was new, but all instruments sold as used and guaranteed. Money back if not satisfied. Ship. **\$179.50** wgt. approx. 165 lbs. Ea.

PE-117 Power Supply. . . \$2.95 Ea.

For 6 or 12 V. DC input. Vibrator type used with radio receiver and transmitter BC-620. Size 12" x 15" x 4 3/4". Used and may be incomplete. Ship. wgt. approx. 32 lbs. Not guaranteed at this **\$2.95** price. Ea.

BC-AS-429 Receiver . . . Brand New

The companion aircraft receiver for the popular BC-AS-230 transmitter. Receiver covers 200 to 12,700 Kc. with full set of plug-in coils (Dual coil for 201-398 Kc. and 2500-4700 Kc. supplied. Coil set 450-7700 Kc. available at 75c additional. Other coils not in stock.) Uses 6 tubes which are included. With instruction book. Size 14 1/2" l. x 6 9/8" x 6 9/8". Ship. wgt. 15 lbs. **\$3.95** Brand new.

Special Bargain Box

Items sold only when included with other merchandise amounting to \$5.00 or more.

VARIABLE CONDENSERS

4-35 mmfd. 5 plate midget 1 1/4" shaft ext. New. 50c Ea.
11-100 mmfd. 31 plate Bud MG
941-060 air gap. \$1.00 Ea.
140 mmfd. 27 plate gold plated freq. meter type. \$1.00 Ea.

TUBES

(Removed from new equipment)


FG-17 Thyatron \$1.00 Ea.
UR-105 Voltage Reg. 50c Ea.
6L6G & GA Beam Power 75c Ea.
20S1 Thyatron 50c Ea.
866A Rectifier 75c Ea.

TUBES (New)

954 Acorn 1.00 Ea.
6BG6 Beam Power 1.00 Ea.

MISCELLANEOUS ITEMS

Used
Throat Carlon microphones. 25c Ea.
BC-348 mounting racks. Used. \$1.00 Ea.
C-80 ARC5 7-push button control box. 50c Ea.
Quartz crystal assortment (some brand new freqs.). All new. 25 for \$1.00
300 ohm TV twin lead-in. 1.00
100' roll 95c Ea.
Radio Sunde xmitter/tubes. New
BC-366 jack box. New. 30c Ea.



SYNCHRO

Motor and Generator

Only
\$9.95
Per Pair

By simply connecting like wires of each unit and applying 110 V. 60 cycle current to junction of two rotor wires you have an electrical equivalent of a flexible shaft without the usual friction, backlash, and error. Dream up your own applications such as remote reading weather vanes, remote control antenna rotation, liquid level indicators, etc. Popular size 5 (6 1/2" l. x 3 1/2" dia.) Cost Navy many times our low price. Ship. wgt. 12 lbs. per pair. Removed from equip. **\$9.95** Guaranteed. Per pair.

KEROSENE OR GASOLINE HEATER

Reduced to \$4.95

Brand new Evans blue flame heater. Output approx. 50,000 BTU. Ideal for garage or shack where not confined. Size: 10" dia. x 12" high. Cost Govmnt. many times our low price. Shipped in orig. packing; wgt. 47 lbs. Ea. **\$4.95**




MINIATURE STORAGE BATTERIES

BB-51, 6 V. Consisting of 3 lead acid cells delivering 6 V. for 2.75 hrs. thru a 300 ohm resistance. Pin type terminals. Size overall 4 3/16" x 1 1/4" x 1 5/16". Ship. wgt. approx. 5 ozs. New, **\$1.75** dry-charge. Ea.

BB-52, 36 V. Consisting of 18 lead acid cells delivering 36 V. for 3 hrs. thru a 1200 ohm resistance. Pin type terminals. Size over-all 4 1/8" x 1 7/16" x 1 5/16". Ship. wgt. approx. 5 ozs. New, **95c** dry-charge. Ea.

COMPLETE PACK BB-208. Includes 3 of the BB-52 and one BB-51 miniature storage batteries above, all packed in vacuum sealed can. New, dry-charge. Ea. **\$3.95**

100 AMP. LEEGE-NEVILLE ALTERNATOR . . . Ideal for Mobile Work



These are the police car generators used to charge your 6 V. battery at rates to 100 amps. Alternator, rectifier and regulator included. Get mounting kit for your car from any L-N distributor. Used but in A-1 cond. A \$216.95 value. Ship. wgt. approx. 50 lbs.

\$49.50

Command Transmitter Close Out

BC-696 Transmitter 3-4 mc. \$3.95
BC-457 Transmitter 4-5.3 mc. \$3.95
BC-458 Transmitter 5.3-7 mc. \$3.95
Above equipment used but serviceable.
New T-16/ARC 5 Transmitter (.8-1.3 mc.) Ideal for wired wireless. \$5.95
Ship. wgt. above units approx. 10 lbs. ea.

R-1/Arr-1 Receiver. \$1.95



The ever popular 220 mc. one with conversion data. Tunes 238-256 mc. Brand new demilitarized (input coil base broken). Ea. **\$1.95**. Brand new. Not demilitarized. Ea. **\$2.95**

14 AMP. BATTERY CHARGER

While Supply Lasts

Cost Govmnt. \$300 ea. Our purchase of large quantity allows this bargain. Charges 6, 12, or 24 V. batteries at 14 amp. rate max. Operates from 110 V. DC. Mfgd. by Ward-Leonard. Size 12" w. x 20" h. x 10" d. Brand new in orig. packing; wgt. approx. 80 lbs. They'll go fast at this **\$7.50** price, so order now. Ea.



Rectifier Special. New \$1.95



Brand new GE copper-oxide dry disc rectifiers designed to give output voltages to 90 V. DC @ 1 amp. Full wave bridge type. May be restacked for 6, 12 and 24 V. DC charging currents up to 4 amps. Size 3 1/2" length 3 1/4" Square radiation fins 24 cells. Ship. wgt. 8 lbs. **\$1.95** Ea.

REMIT SHIPPING CHARGE AND INSTRUCTIONS WITH ALL ORDERS. OTHERWISE ORDER WILL BE SHIPPED EXPRESS COLLECT. ALL ITEMS GUARANTEED TO YOUR SATISFACTION OR MONEY REFUNDED IF RETURNED PREPAID WITHIN 10 DAYS OF RECEIPT.

ESSE RADIO CO. 42 WEST SOUTH ST. • INDIANAPOLIS 25, INDIANA

SHORT-WAVE CONTRIBUTORS

August Barre (AB), San Luis Obispo, Calif.
 Port Baughman (PB), Rockport, Texas
 John Beall (JB), Jackson, Miss.
 John Beaver (BV), Pueblo, Colo.
 Lucille Blair (LB), St. Petersburg, Fla.
 Bernard Brown (BB), Derby, England
 Ross Brownell (RB), Vancouver, B. C.
 Patrick Cody (PC), Loran, Roscrea, Ireland
 Robert Curtis (RC), Elmhurst, N. Y.
 David Denby (DD), Dothan, Ala.
 Gerry Dexter (DX), Waterloo, Iowa
 Silas Dunn (SD), Little Rock, Ark.
 Alfred Ewer (AE), Dartmouth, N. S.
 Grady Ferguson (GF), Charlotte, N. C.
 Phil Finkle (PF), Burbank, Calif.
 Chuck Gerran (CG), Jamestown, N. Y.
 Thomas Green (TG), Pueblo, Colo.
 Rob Hatter (RH), Svosset, N. Y.
 John Huetter (HU), Cleveland, Ohio
 Jack Hughes (JH), Montreal, P. Q., Canada
 Joie Jones (JJ), Abilene, Texas
 Lee Kunkel (LK), Redlands, Calif.
 Roger Legge (RL), McLean, Va.
 Jimmy Lothian (JL), Hempstead, N. Y.
 John Mann (JM), Montreal, P. Q., Canada
 James Marsh (MH), Stroudsburg, Pa.
 Paul Mathieu (PM), Southbridge, Mass.
 Edes Matsukado (EM), Honolulu, T. H.
 Chuck Maxant (CM), Baldwin, N. Y.
 Jon Mayo (MA), Rutland, Vt.
 Joseph Montoya (MN), San Dimas, Calif.
 Gordon Nelson (GN), Inglewood, Calif.
 Martin Potter (MP), Hamilton, Ont., Canada
 David Quarterson (DQ), Farrell, Pa.
 Charles Territo (CT), Paterson, N. J.
 Francis Welch, Jr. (FW), Worcester, Mass.
 Stewart West (SW), Yorktown, Va.
 William Willus (WW), Jersey City, N. J.
 (Full addresses available on request)

0000-0015 with news and at 0015-0030 with music. (TG)

Switzerland—Berne is being heard at 1440-1530 in English to the United Kingdom and Ireland with music, news, and talks. Signal was only fair for the last thirty minutes. (BV)

Another xmsn is from 9535 kc., HER4, at 2315-0000 to Western North America with news at 2315. (AB)

Union of South Africa—The South African B/C Service is heard in the Afrikaans Service on 3385 kc. with news at 0000. This is parallel to 4897 kc. (PF)

ZRG, Cape Town, 4897 kc., signs on in Afrikaans at 2340 with a religious reading; setting up exercises at 2345-0000; Afrikaans news until 0010; music until 0030. All Afrikaans language. This is believed to be in Cape Town, although most lists show Johannesburg. (PM)

According to a QSL from SABC, the exact frequency for the tests in the 11-meter band is 25,880 kc. The station name is *Roberts Heights*. (WRH)

Syria—The current schedule for the *Syrian B/C Service* from Damascus is as follows: to Europe in French and English on 9555 kc. at 1430-1630; to Central America in Arab, Spanish, and Portuguese on 11,915 and 9555 kc. at 1900-2100; in an omni-directional xmsn in English and French on 7145 kc. at 0030-0130 and 0330-0730. All transmissions daily. (PB)

Damascus on 17,865 kc. signs off at 1630 after an English program. (AE)

Tahiti—*Radio Tahiti* is apparently keeping its experimental English program on 6135 kc. to the South Pacific Islands from 0245 to 0300/close. French can be heard at 0200-0230. (PM, JM, MN)

Thailand—Bangkok continues to be heard around 0540 with English news on a frequency of 11,670 kc. (AE)

Turkey—*Radio Ankara* has dropped the program in Turkish at 1500 and is now broadcasting the German program at 1430-1515 on 15,160 kc. The Ankara State Police Radio, announcing as *Busari Ankara Turkiye Police Radyosu*, is now operating on regular schedule at 0400-0500 and 0900-1000 daily on 6160 kc. (WRH)

Radio Ankara has a daily xmsn to North America at 1815-1900. They feature the "Mailbag" program on Sundays, with letters from listeners. (DQ)

Vatican City—*Radio Vaticana* can be heard at 1000-1015 and at 1315-1345 in English on 7280, 9465, 11,865, 15,120, and 15,280 kc. They have a French program from 1345 to 1400. (CM, FW)

-30-

"Lucky 15" Preselector

(Continued from page 56)

ease in assembly, the components should be mounted in the following order:

1. Mount the input and output terminal strips, *BP1* and *BP2*. Run a 6-32 screw through hole A adjacent to *BP1*, to be used as a grounding point. Place a second ground screw in hole B, next to strip *BP2*.
2. Ground the rear terminals of *BP1* to A, and bypass the rear terminal of *BP2* to B, with a .01- μ fd. ceramic capacitor.
3. Mount the tube socket (*V1*) with pin #9 to the rear of the chassis.
4. Mount phenolic tie-point strips in holes C and D.
5. Mount the tuning capacitor *C1* and the gain control *R4* in the panel holes. Place a grounding screw in hole E.
6. Bolt the power transformer *T1* to the chassis, using holes F and G. Place the $\frac{3}{8}$ " rubber grommet in hole H.
7. Place the dual filter capacitor *C6a-C6b* between a tie-point strip and ground lug E. Solder a red lead of *C6* to each terminal of the tie-point strip. Ground the black lead to E.

The smaller components should be mounted next. Capacitors *C2* and *C5* are soldered directly to the pins of socket *V1*, using pin #4 as a ground terminal. Resistor *R2* is soldered across the insulated terminals of the tie strip in step 7, and resistor *R3* is attached between pin #3 of *V1* and the center terminal of potentiometer *R4*. Resistor *R1* is soldered between one end of *R2* and pin #8 of *V1*. The radio-frequency choke (*RFC1*) is connected between pin #9 of *V1* and the remaining tie-strip terminal. Capacitor *C5* is soldered between pin #1 and the ground lug of the tube socket. The output coupling capacitor *C3* is connected between the front terminal of *BP2* and pin #9 of *V1*.

Using Fig. 2 as a guide, the remaining wiring may now be completed. The last step is to mount coil *L1*, which consists of eight turns of prefabricated coil stock. Cut the coil to a length of ten turns, then carefully peel the extra turn back on each end to provide

WORLD 16 RADIO

CIRCUITS AT HOME

with the New Improved
PROGRESSIVE RADIO "EDU-KIT"

only

\$19.95

Reg. U.S.
Pat. Off.



A Practical Home Radio Course

Now includes
TESTER, SOLDERING IRON, HIGH
FIDELITY, SIGNAL TRACER, CODE
OSCILLATOR, PRINTED CIRCUIT
SIGNAL INJECTOR

- No Knowledge of Radio Necessary
- No Additional Parts or Tools Needed
- Excellent Background for TV

NOW! FREE TOOLS WITH "EDU-KIT" WHAT THE "EDU-KIT" OFFERS YOU

The "Edu-Kit" offers you an outstanding PRACTICAL HOME RADIO COURSE at a rock-bottom price. Our Kit is designed to train Radio & Electronics Technicians making use of the most modern methods of home training. You will learn radio theory, construction practice and servicing.

You will learn how to build radios, using regular schematics; how to wire and solder in a professional manner; how to service and troubleshoot radios. You will work with the standard type of punched metal chassis as well as the latest development of Printed Circuit chassis.

You will learn the basic principles of radio. You will construct, study and work with RF and AF amplifiers and oscillators; detectors; rectifiers; test equipment. You will learn and practice code, using the Progressive Code Oscillator. You will learn and practice troubleshooting, using the Progressive Signal Tracer, the Progressive Signal Injector, the Progressive Dynamic Radio & Electronics Tester and the accompanying instructional material.

You will receive training for the Novice, Technician and General Classes of F.C.C. Radio Amateur Licenses. You will build 16 Receiver, Transmitter, Code Oscillator, Signal Tracer and Signal Injector circuits, and learn how to operate them. You will receive an excellent background for Television.

Absolutely no previous knowledge of radio or science is required. The "Edu-Kit" will provide you with a basic education in Electronics and Radio, worth many times the complete price of \$19.95. The Signal Tracer alone is worth more than the price of the entire Kit.

THE KIT FOR EVERYONE

You do not need the slightest background in radio or science. Whether you are interested in Radio & Electronics because you want an interesting hobby, a well paying business or a job with a future, you will find the "Edu-Kit" a worth-while investment.

Here is an excerpt from a letter that we received from Loren DePriest, 1496 4th St., Mansfield, Ohio: "I have spent many pleasant hours in constructing the radios from the schematics in your book, and have learned a great deal from them. Being as I am interested in Radio, I consider the money spent for your course as a wise investment. I have learned more from your course by actually doing than I did from an expensive course."

Many thousands of individuals of all ages and backgrounds have successfully used the "Edu-Kit" in more than 79 countries of the world. The "Edu-Kit" has been carefully designed, step by step, so that

you cannot make a mistake. The "Edu-Kit" allows you to teach yourself at your own rate. No instructor is necessary.

The "Edu-Kit" is also used for courses of study, extra-curricular activities, industrial personnel training and rehabilitation. The "Edu-Kit" is used by Jr. High Schools, High Schools, Technical Schools, Jr. Colleges, Colleges, Universities, Industrial firms, Rehabilitation Hospitals, Boards of Education, U.S. Govt. agencies, United Nations Educational, Scientific and Cultural Organizations (UNESCO), Veterans Administration, and numerous adult, radio and young peoples' groups and clubs. The "Edu-Kit" is also popular with servicemen throughout this country and abroad.

Designed for universal use, the "Edu-Kit" operates on any voltage from 105 to 125 volts, AC and DC. For use in countries employing higher line voltages, a 210-250 Volt AC DC model is available.

PROGRESSIVE TEACHING METHOD

The Progressive Radio "Edu-Kit" is the foremost educational radio kit in the world, and is universally accepted as the standard in the field of electronics training. The "Edu-Kit" uses the modern educational principle of "Learn by Doing." Therefore you construct, learn schematics, study theory, practice troubleshooting—all in a closely integrated program designed to provide an easily-learned, thorough and interesting background in radio.

You begin by examining the various radio parts of the "Edu-Kit." You then learn the function, theory and wiring of these parts. Then you build a simple radio. With this first set you will enjoy listening to regular broadcast stations, learn theory, practice testing and troubleshooting. Then you build a more advanced radio, learn more advanced theory and techniques. Gradually, in a progressive manner, and at your own rate, you will find yourself constructing more advanced multi-tube radio circuits, and doing work like a professional Radio Technician.

THE "EDU-KIT" IS COMPLETE

You will receive all parts and instructions necessary to build 16 different radio and electronics circuits, each guaranteed to operate. Our Kits contain tubes, tube sockets, variable, electrolytic and paper dielectric condensers, resistors, tie strips, coils, hardware, punched metal chassis, Instruction Manuals, etc.

In addition, you receive Printed Circuit materials, including Printed Circuit chassis, special tube sockets, hardware and instructions. You also receive a useful set of

tools, a professional electric soldering iron, and a self-powered Dynamic Radio & Electronics Tester. The "Edu-Kit" also includes Code Instructions and the Progressive Code Oscillator, in addition to F.C.C.-type Questions and Answers for Radio Amateur License. You will also receive lessons for servicing with the Progressive Signal Tracer and the Progressive Signal Injector, a High Fidelity Guide and a Quiz Book. You receive all parts, tools, instructions, etc. Everything is yours to keep.

FREE

Hi-Fi, Radio & TV
Servicing Manuals
on request
(see coupon below)

SERVICING LESSONS

You will learn trouble-shooting and servicing in a progressive manner. You will practice repairs on the sets that you construct. You will learn symptoms and causes of troubles in home, portable and car radios. You will learn how to use the professional Signal Tracer, the unique Signal Injector and the dynamic Radio & Electronics Tester. While you are learning in this practical way, you will be able to do many a repair job for your friends and neighbors, and charge fees which will far exceed the price of the "Edu-Kit." Our Consultation Service will help you with any technical problems you may have.

J. Stataitis, of 25 Poplar Pl., Waterbury, Conn., writes: "I have repaired several sets for my friends, and made money. The "Edu-Kit" paid for itself. I was ready to spend \$240 for a Course, but I found your ad and sent for your Kit."

FROM OUR MAIL BAG

Ben Valerio, P. O. Box 21, Magna, Utah: "The Edu-Kits are wonderful. Here I am sending you the questions and also the answers for them. I have been in Radio for the last seven years, and like to work with Radio Kits, and like to build Radio Testing Equipment. I enjoyed every minute I worked with the different kits; the Signal Tracer works fine. Also like to let you know that I feel proud of becoming a member of your Radio TV Club."

Robert L. Shuff, 1534 Monroe Ave., Huntington, W. Va.: "Thought I would drop you a few lines to say that I received my Edu-Kit, and was really amazed that such a bargain can be had at such a low price. I have already started repairing radios and phonographs. My friends were really surprised to see me get into the swing of it so quickly. The Troubleshooting Tester that comes with the Kit is really swell, and finds the trouble if there is any to be found."

PRINTED CIRCUITRY

At no increase in price the "Edu-Kit" now includes Printed Circuitry. You build a Printed Circuit Signal Injector, a unique servicing instrument that can detect many Radio and TV troubles. This revolutionary new technique of radio construction is now becoming popular in commercial radio and TV sets.

A Printed Circuit is a special insulated chassis on which has been deposited a conducting material, which takes the place of wiring. The various parts are merely plugged in and soldered to terminals.

UNCONDITIONAL MONEY-BACK GUARANTEE

ORDER DIRECT FROM AD
RECEIVE FREE BONUS RESISTOR KIT WORTH \$5

- Send "Edu-Kit" Postpaid. I enclose full payment of \$19.95.
 - Send "Edu-Kit" C.O.D. I will pay \$19.95 plus postage.
 - Send me FREE additional information describing "Edu-Kit." Include FREE valuable Hi-Fi, Radio and TV Servicing Literature.
- (Outside U.S.A.—No C.O.D.'s. Send check on U.S. bank or Intern'l M.O. "Edu-Kit" for 105-125 V. AC/DC \$20.95; 210-250 V. AC/DC \$23.45.)

Name _____
Address _____


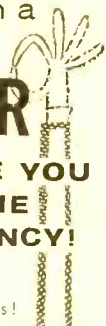
PROGRESSIVE "EDU-KITS" INC.
497 Union Ave., Room 525D, Brooklyn 11, N. Y.

FREE EXTRAS

- SET OF TOOLS • RADIO & ELECTRONICS TESTER • ELECTRIC SOLDERING IRON • TESTER INSTRUCTION MANUAL • HIGH FIDELITY GUIDE • QUIZZES • TELEVISION BOOK • MEMBERSHIP IN RADIO-TV CLUB • CONSULTATION SERVICE

your present speaker in a

KARLSON TRANSDUCER



**CAN GIVE YOU
10x THE
EFFICIENCY!**

- ✓ 2x the dispersion!
- ✓ 2 more octaves bass!
- ✓ Flatter response — Less distortion!
- ✓ Unexcelled transient response!



IN EASY-TO-ASSEMBLE

KITS from \$18.60 to \$57 net.

Also assembled models from \$26.70 to \$174.

KARLSON ASSOCIATES INC.

Dept. PE, 1610 Neck Rd. Bklyn. 29, N. Y.



VHF receivers



High performance
top quality
low price

Ideal for novice . . . amateur . . .
emergency or communications monitoring
in police, fire, taxi, airport or
aircraft, C-D, CAP etc.

FOUR MODELS

- FM
30 to 50 mcs.
- AM
112 to 132 mcs.
- AM
132 to 152 mcs.
- FM
152 to 174 mcs.

Featuring high sensitivity . . .
excellent selectivity . . . Includes
famous Gonet noise limiter
and wholly electronic adjustable
squelch for silent standby.
All receivers have 8 tubes, built-in
speaker and power supplies for
115V, AC/DC. Full vision calibrated
dials. Adjustable strip-type antenna.
Ready to operate!

At your distributor

GONSET CO.

801 South Main St., Burbank, Calif.

any model **59.50**

mounting leads. The coil is mounted vertically in the space between *C1* and *C6*. Ground the end of the coil nearest the chassis to ground lug *A*. The opposite end of the coil is soldered to a stator terminal of *C1*. The antenna terminal of *BP1* is attached to *L1* by a short length of flexible hookup wire, tapped one turn up from the ground end of *L1*.

When all wiring is completed, pass the 117-volt line cord through the rubber grommet in hole *H*. Tie a knot in the cord and connect the ends to the two insulated terminals of the previously unused tie-point strip.

"Oh, boy! She's just about ready to go!" exclaimed Tommy. "Plug it in!"

"Calm down, Old Timer," I said. "We'd better check over the wiring just to make sure there are no errors. You don't want to blow it up!"

The final step is to check all connections visually for poor joints or short circuits to ground. The resistance between pin #9 and pin #8 of *V1* should be measured, and a reading of about 4400 ohms obtained. Finally, measure the resistance between pin #3 of *V1* and ground. As *R4* is turned clockwise, the resistance should decrease from the counter-clockwise value of 3220 ohms to a lower value of 220 ohms.

When the preselector wiring has been thoroughly checked, the unit may be connected to the receiver antenna terminals by a short length of 300-ohm TV-type ribbon line, as shown in Fig. 4. The 6AS8 tube should be inserted in the socket, and a tube shield slipped over it. A good 21-mc. antenna (such as the doublet shown in Fig. 5) is attached to the antenna terminals of the preselector.

Initial tests should be made with the receiver tuned to a steady signal in the vicinity of the 21-mc. band. *R4* should be turned clockwise and the tuning control *C1* should be slowly tuned to peak the signal to maximum strength. The tuning of *C1* will be quite sharp, as the preselector covers a relatively large portion of the high-frequency spectrum. It will be necessary to retard the gain control *R4* when strong signals are received to prevent receiver overload. The preselector tuning is adequate to cover the complete 15-meter Novice band without the necessity of retuning *C1* after it has been peaked about the middle of the band.

Operation of the preselector in the 10-meter band occurs with *C1* set at about 10% capacity. Fifteen-meter tuning results in a setting of about 25% capacity for *C1*, and 20-meter resonance occurs at about 50% capacity.

If excessive coupling exists between the input and output circuits, it is possible to make the preselector oscillate at the maximum clockwise setting of *R4*. Make sure that the antenna leads to the preselector are well separated from the 300-ohm line that connects the preselector to the receiver. Always run the preselector just under the point of oscillation.

"A few final pointers before you rush off, Little Beaver," I said. "First of all,

GET IN ON THE INDUSTRY'S MOST FABULOUS BONUS OFFER!

LEKTRON'S CREDIT-BONUS PLAN!

\$1 SPENT = \$1 IN BONUS CREDIT

EVERY PURCHASE IS RECORDED ON YOUR CREDIT-BONUS CARD
\$1 ORDER—\$1 BONUS CREDIT
\$2.69 ORDER—\$2.69 BONUS CREDIT
\$14.00 ORDER—ONE FREE \$1 ITEM PLUS \$4.00 BONUS CREDIT
\$10 IN BONUS CREDITS ENTITLES YOU TO ANY \$1 ITEM CURRENTLY ADVERTISED ABSOLUTELY FREE!

KIT KING KITS—ONE DOLLAR EACH!

CRYSTAL RADIO KIT. All parts mounted. Complete w/pre-drilled cabinet, germanium diode, loopstick tuner, instructions. Wt. 1/2 lb. **\$1** Reg. \$3.

"POLY" BOXES. Asstd. sized clear plastic boxes, hinged w/snap lock. Hundreds of uses! Reg. \$2.50. **\$1**

FREE GIFT with every order!

PLUS YOUR BONUS CREDITS

70 TERMINAL STRIPS & boards. 15 types. 1 to 20 screw & solder pts. Wt. 1 lb. **\$1** Reg. \$5.

20 HI-QUALITY KNOBS. Ill. recorder, instrument types. Knurled, skirted, engraved. Brass insert w/set screws. Wt. 1/2 lb. Reg. \$7. **\$1**

8-PC. NUTDRIVER KIT. Plastic handle, 3/16, 7/32, 1/4, 5/16, 11/32, 3/8, 7/16" steel socket wrenches; plastic case. Wt. 1 lb. \$3.50 value. **\$1**

70 MICA CONDENSERS. Famous makes. 30 values: .0001 to .01 mf to 1000 V. Silver, 5%. too! Wt. 1 lb. **\$1** Reg. \$5.

20 AC/DC LINE CORDS for clocks, motors, etc. Molded plugs; 2 cond. Wt. 1 lb. **\$1** Reg. \$5.

70 STANDARD KNOBS. Radio, TV, appliance, lab types. Asstd. colors, bakelite & plastic. Wt. 2 lbs. Reg. \$9. **\$1**

60 TUBULAR CONDENSERS. Popular makes. 30 types: .0005 to 0.5 mf to 150 V. **\$1** Wt. 2 lbs. Reg. \$12.

3 GERMANIUM DIODES. Hughes subminiature, 1 1/2 IN51. Reg. \$3.50. **\$1**

15 ERIE TRIMMERS. Ceramic type. Singles and duals, 8 values. Wt. 1/2 lb. Reg. \$12. **\$1**

60 XFMRs & COILS. IF, RF, ant., slug-tuned coils, chokes. 25 types. Wt. 3 lbs. Reg. \$15. **\$1**

10 ELECTROLYTICS. FP & twist, tubular, rect. Asstd. sizes. Multiples, too! 8 to 500 mf to 450 V. Wt. 3 lbs. Reg. \$15. **\$1**

70 RESISTORS. Insulated IRC, Allen-Bradley, etc. 5 ohms to 10 megs. 1/2, 1 & 2 w; 1% & 5%. Wt. 1/2 lb. **\$1** Reg. \$11.

12 ROTARY SWITCHES. Wide asst. bakelite & ceramic units. Multiple gangs, 5 to 100. Wt. 3 lbs. Reg. \$14. **\$1**

150 COIL FORMS. Asstd. hermetically sealed types, miniature, bakelite and compressed forms. 20 styles. **\$1** Wt. 2 lbs. Reg. \$9.

10 AC/DC PANEL SWITCHES. ES, 115 V, slide handle, SPDT Lug terms. Wt. 1/2 lb. **\$1** Reg. \$3.

FREE—FLYER!

HUNDREDS OF BONUS ITEMS TO CHOOSE FROM!

150 RESISTORS. Insulated & ununsulated. 30 Values: 52 ohms to 1 meg. 1/2 to 2 w; 5%. too. Wt. 1 lb. **\$1** Reg. \$19.

40 MINIATURE RESISTORS. subminiature, too! 1/2 & 1/5 w. 20 values. Transistor hobbyists, note! 56 ohms 1/4 to 4.7 megs. Reg. \$7. **\$1**

15 VOLUME CONTROLS. 10 types, values to 0.5 1 lb. Reg. \$9. **\$1**

THREE LBS. HARDWARE. 2,000 pcs. Asstd screws, springs, washers, brackets, etc. Hundreds of items! Reg. \$1 \$5.

40 MOLDED CONDENSERS. .0001 to 0.1 mf up to 1000 V. Brown, black ceramic **\$1** cased. Wt. 1 lb. Reg. \$8.

G-E FREAMP KIT for magnetic cartridges. Complete w/chassis, parts, diagram. Less 65c7 (2 \$5c extra). Wt. 1 lb. **\$1** Reg. \$4.50.

25 TUBE SOCKETS. 4, 5, 6, 7, 8, 9, 11-prong. Miniature, octals, wafers, "zip-us," molds. Tube shields, too. **\$1** Wt. 2 lbs. Reg. \$7.


4 SILICON DIODES. Standard brand 1N21, 1N22, 1N23, 1N105. Reg. \$8.50. **\$1**

30 PRECISION RESISTORS. WW & carbonfilm. 30 values: 50 ohms to 1 meg. 1/2, 1 & 2 w. 1% tol. Some \$5. **\$1** Wt. 1/2 lb. Reg. \$21.

175-FT. HOOKUP WIRE in 25-ft. rolls; asstd. colors. Insulation, strandings. #18 to #24. Wt. 2 lbs. Reg. \$3.75. **\$1**

40 POPULAR BULBS. 1.1 to 6 V. Screw & bayonet types. Miniature. Wt. 1/2 lb. Reg. \$1 \$3.

75 CERAMIC CONDENSERS! Scoop! 35 asstd. values; tubulars & discs. 5 mf to 0.1 mf, up to 3 KV. Wt. 1/2 lb. **\$1** Reg. \$11.



EXCLUSIVE

5 IN 1

RADIO KIT!

Another famous "Kit King" kit. Imagine! Build a CRYSTAL radio; a SUN-POWERED TRANSISTOR radio, a MERCURY CELL-POWERED radio, a DEAL-POWERED radio or a TWO TRANSISTOR radio, in a pocket-size styrene cabinet. No more clumsy "bread-board" design. MINUTES TO ASSEMBLE WITHOUT SOLDERING! Kit: 20 parts, wire, hardware, step-by-step instructions, layouts, schematics. Ship. wt. 1 lb. (See below for prices) **\$8.88**

Power Supply Scoop!
 Supplies 250 VDC @ 70 ma., 6.3 V @ 3A. Complete with power xfmr., electrolytics, resistor, chassis, tube, cord, switch, sockets, wire. **\$3.50** Reg. \$8.00

TRANSISTOR HOBBYISTS

New Miniature Variable
 10 to 365' mmf. Only 1 1/2" square! 9/16" deep w/1/8" shaft. 180 deg. rotation. **69c**

"Trombone" Loopstick
 Exclusive! No knob needed. Quick, precise, slider-type tuning; hi-Q ferrite core. Broadcast band. **39c**

Hearing Aid Size Phone
 Fits in ear. 3,000 ohm imp. Cord with tips. **\$1.99**

"Hi-Fi" Headset
 Sensitive, hi-fi type. 5,000 ohm imp. With headband. 8' cord, phone tips. **\$2.25** only



12" HI-FI SPEAKER

10 WATTS, 50-10,000 CYLES TOP MAKE. Regularly \$8.00. **\$3.99**

4 x 6" Speaker and Grille

HEAVY MAGNET. EXCELLENT FOR CAR, REAR DECK. Reg. \$5. **\$1.69**

HOW TO ORDER

Check items wanted. Return entire ad with check or M.O. Include sufficient postage, excess returned. C.O.D. orders, 25% down. Rated, net 30 days. Print name, address & amount money enclosed in margin. PE-10

LEKTRON SPECIALTIES

28 GARDINER ST CHELSEA 50, MASS.

Visit our salesroom at 131 Everett Ave., Chelsea

LEARN RADAR MICROWAVES TRANSMITTERS CODE TV RADIO

Phila. Wireless Technical Institute
 1533 Pine St. Philadelphia 2, Penna.

A Non-Profit Corp. Founded in 1908

Write for free catalog "P"

COMPARE AND YOU'LL BUY ACME BATTERY HOLDERS



No. 1 30c

FOR BETTER CONTACT



No. 2 50c

- Approved Fibre Insulation on All Connections
- Spring Tempered Aircraft Aluminum
- Pre-tinned Solder Lugs at all Connections
- Used in Geiger Counters, Radios, Window Displays, Toys, Meters, Lights, Automobiles, Etc.

YOU CAN DEPEND ON "Acme" BATTERY HOLDERS

FREE

List of Battery Holders for Every Purpose if not available at your dealer, order by mail. Add 5c for each holder for packing and shipping.

Dealers, Jobbers, Manufacturers write for quantity discounts.

ACME MODEL ENGINEERING CO.
 8120-8 Seventh Avenue & Bklyn, N. Y.



No. 3 50c



No. 4 50c



No. 5 65c

Real Time Savers...

Solderless Terminal Kits

by **VACO**




No. 2195
\$8.90

For Bench Work or Service Calls!

You get positive, trouble-free connections every time you close your hand... with VACO Solderless Terminals. No. 2195 kit contains supply of 10 different types of terminals and crimping tool in plastic storage box. No. 395 kit comes with assorted Pak and Crimping Tool in carrying case.

Get Them From Your Jobber or Write
VACO PRODUCTS COMPANY
317 E. Ontario Street, Chicago 11, Illinois
In Canada: Atlas Radio Corp.,
Toronto 10

No. 395...\$3.95



HOW TO BE THE HAPPIEST CREATIVE ENGINEER IN CALIFORNIA



Engineers (E.E., M.E., Mfg., Sales) can have the kinds of jobs that creative men dream about. Top salaries and benefits. Suburban locations in Fullerton, Newport Beach, Richmond, or Palo Alto.

Write Beckman Instruments, Inc., 2999 W. 6th Street Los Angeles 5, California. Ask for Career File #92.

PRACTICAL INTER COM KIT

RADIO For TV, Phono, Portable, Car Radio, etc.
LISTEN MUSIC com. CONVERTS any am/fm RADIO

TALK INSTALLS EASILY, compact (only few connections required), using PM speakers, glow volume in or out doors for Home, Office, Motel or Restaurant.

\$5.95
Postpaid

"Talk-O-Radio"

RA-TECH LABS

52 GALVESTON PLACE, S.W. - WASHINGTON 24, D.C.

put some rubber mounting feet on the bottom corners of the box so that it won't scratch the top of your receiver. Secondly, if you ever feel that the preselector isn't working right, or if you want to see just how much gain you actually get from the unit, disconnect the input and output leads from the preselector and connect 'em together, leaving the preselector out of the circuit. You'll be surprised at the difference!"

"O.K.," laughed Tommy, as he disconnected the little unit and prepared to leave. "Thanks for the help. I'll be on the 15-meter band at six a.m. and knock all the DX dead! Just watch my smoke."

"Fine, Tommy," I replied. "Next weekend you come around and we'll have a big pow-wow about DX antennas for the Novice 15-meter band. O.K.?"

-30-

The Transmitting Tower

(Continued from page 87)

amplify the weak audio frequency generated across the microphone to the value required to drive the modulator tube. Any moderately priced crystal or high-impedance dynamic microphone is suitable for use with the DX-35.

A flip of the control switch changes the DX-35 from one mode of operation to the other.

Assembling the Transmitter. Anyone who is reasonably competent with a soldering iron, a pair of pliers, and a screwdriver, and who will follow clear, step-by-step instructions, will have little trouble assembling the DX-35. Its 36-page instruction book assures that. The secret is to take your time. Check your work each time a group of instructions are carried out. At the start of a work session, review your previous day's work with the aid of the instruction book while you are still fresh. In this way, you will catch any possible mistakes before they are covered up by other parts and wiring.

How long does it take to assemble the kit? This will vary a great deal with different constructors, but for the average one, 20 hours or so spread over a week or ten days would seem about right. Trying to rush the job through in a couple of concentrated sessions makes a lot of work out of what should be fun.

Making Tests. After assembling the kit and adjusting the oscillator plate coil slugs for maximum excitation to the 6146 on 10 and 15 meters (a five-minute job), I fed the output of the transmitter into a 40-watt light bulb. When loaded to the maximum recommended plate current

of 125 milliamperes, the estimated transmitter output was approximately 50 watts up to 15 meters. On 10 meters, however, output dropped off a trifle, as it does in most multiband transmitters at ten meters.

One minor "bug" showed up in these tests. Recommended 6146 grid current is 2.5 ma., with 3 ma. as a maximum. On 80 meters, it was almost 5 ma. As a cure, the instruction book suggested reducing the value of the 3300-ohm resistor across the r.f. choke, which acts as the plate load impedance on this band. A 2700-ohm resistor did the trick.

The resistor in question is mentioned in the 14th item from the top on page 21 of the instruction book. I suggest that you do not wrap its leads as tightly around the choke leads as I did, until you are sure that you will not have to change it.

After putting the transmitter through its paces with the operations switch in the "c.w." position, I connected a crystal microphone to the microphone connector and turned the switch to "Phone." The 6146 plate current dropped to about 50 ma., and the light bulb glowed with about a tenth of its former brightness.

Speaking into the microphone caused the plate meter to flick upward and the bulb to get brighter. A sustained "o-o-o" in the microphone would drive the plate current to about 100 ma. and the bulb would glow about two-thirds as brightly as it did with the operate switch in the "c.w." position.

Working Stations. My first attempt to work stations with the DX-35 was on Sunday afternoon in the 20-meter phone band. I did not succeed in a half hour of calling. Shifting to 20-meter c.w., I raised an SP (Poland) on a "CQ," but he faded out before reports could be exchanged. A few minutes later, I worked a W6, with RST-589X reports each way, for a 20-minute contact.

On other bands, results were similar to those on 20 meters. It was quite easy to work stations with good reports on c.w., as long as conditions were at all favorable. On phone, however, contacts were hard to make, unless conditions were good and interference was low on my frequency.

This does not mean that it was impossible to "get out" on phone with the DX-35. I made a number of excellent phone contacts with it. But, as is to be expected with any phone transmitter having an effective carrier power of approximately 15 watts, the high-power stations could cover me up quite easily. The speech quality of the transmitter is good; especially so for controlled-carrier modulation, noted more for its simplicity than for its quality.

Incidentally, the DX-35 does not contain

1957 ALLIED ELECTRONIC SUPPLY CATALOG

free!

356
value-packed
PAGES



WORLD'S
LARGEST
STOCKS

SAVE ON EVERYTHING
IN ELECTRONICS

Everything for Experimenters, Builders, Amateurs, Servicemen, Engineers and Hi-Fi Hobbyists

Save on *everything* in Electronics: Hi-Fi systems and components; latest builders' kits (see the famous KNIGHT-KIT line); recorders and phono equipment; TV tubes, antennas, accessories; Amateur station equipment; P.A. systems; test instruments; industrial electronic supplies—plus *everything* in parts, tubes, transistors, tools and books. Get more for your money—send today for your FREE 1957 ALLIED Catalog!

Our
36th
year

Everything in Electronics
From One Reliable Source

Send
for FREE
Catalog

ALLIED RADIO

ALLIED RADIO CORP., Dept. 79-K-6
100 N. Western Ave., Chicago 80, Ill.

Rush FREE 1957 ALLIED 356-Page Catalog

Name _____

Address _____

City _____ Zone _____ State _____

an audio volume control. This, combined with the controlled-carrier modulation, means that—up to a certain level—the louder you talk, the stronger the phone signal you put out. But it does no good to shout into the microphone. The speech amplifier has enough gain so that full output is obtained by speaking at a normal voice level with your lips a few inches from the microphone. Talking too loudly simply causes the audio signal to flatten out and sound distorted, without increasing output a bit.


Conclusions. The DX-35 makes an excellent transmitter for the Novice who wishes to run close to the Novice power limit in the low-frequency Novice bands. It will also serve him well when he gets his General Class license. In fact, its versatility makes it an excellent transmitter for any amateur who prefers to operate on c.w. with a moderate amount of power but does like an occasional phone contact.

Considering the quality of the parts used, the price of the kit gives the amateur who likes to build things full value for every dollar he invests in it.

News and Views

Mick Warren, WN7CXZ, 2542 So. 18th East, Salt Lake City, Utah, says: "In two months of operating with a 6L6 transmitter running 20 watts and a BC-455 receiver, I worked 15 states in five call areas. A month ago, I got a new SX-99 receiver. Since then, I have worked 11 new states and all call areas, except the fourth. My best DX is two WH6's (Hawaii). I'd like to schedule some W/K4's or anyone needing Utah. I work 40 meters only. Oh, yes, I just passed my General!"

Another western state reports. **Gordon Levine, W7DCN**, 311 East Whitton Ave., Phoenix, Ariz., says: "I was a Novice for four months, but I never got on the air as a Novice. I went on as a 'General' about a week ago. Since then, I have made 32 contacts in eight states, including New York, Kentucky,



Hans Rohrbacher, DJ2NN, Freiburg, Germany, likes to work USA Novices on the 21-mc. band from his crystal-controlled frequency of 21.126 mc. You'll find a letter from Hans in the adjoining column.

and Washington. My rig is an AT-1, my receiver an NC-98. The antenna is a 66' Windom; it is 15' high at the ends, sagging to 10' in the center. It looks like I will stay on c.w. (code) permanently. It is surprising what low-power c.w. will accomplish. I will be glad to help any prospective amateurs in the area."

From the east coast, **Dick Amster, KN2QYA**, 14 Barnyard Lane, Roslyn Heights, L.I., N.Y., tells of his experiences. "I have had my Novice ticket for about six months. In that time, I have worked 14 states and four countries. I started out on 80 meters but soon switched to 40 meters. I have been on 15 meters for a week, and I am really amazed at the DX you can work so easily there. I use a Globe Scout, 65-watt transmitter and an NC-98 receiver. My antennas are a full-wave dipole on 15 meters and a full-wave 'zepp' on 40 meters. I'd like skeds with stations in the 4th and 7th call areas."

John Desloge, KNØGSD, 6807 Pershing Ave., St. Louis 5, Mo., writes: "Thanks for putting my name in your 'Help Wanted' column. I got many calls offering advice and help, and I've had my Novice license for a month now. I work only 15 meters. With a Knight 50-watt transmitter, a 3-element beam, and an S-20R receiver, I have worked 20 states, Alaska, and Puerto Rico. I have a crystal for 40 meters, too, but no antenna for that band yet."

Need a Rhode Island QSL card? **Frank Heiss, W1WJY**, 112 Maplewood Ave., Cranston 99, R. I., offers one to every station he works. In addition, Frank says: "After my name and call appeared in the *Tower* the last time, quite a few wrote asking for help, which I gave as best I could. I was on phone with my Globe Scout transmitter for a long time, but I have wrapped up my microphone, and I am on c.w. (code) all the time now. I get out much better, and have made a lot of contacts. I work 40 meters and 80 meters and am on the air almost every evening. I'll be glad to hear from other readers of the *Tower* by mail or c.w."

Charles E. Hanley, KN6SWV, 2625 35th Ave., San Francisco, Calif., tells us: "From the *Tower* and the 'Help Wanted' list, I finally got my Novice ticket, and I am now boning up for my 'General.' In one week on the air, I have had 25 contacts, all in California. I use an AT-1 transmitter, and an S-38D receiver. My antenna is a 125' long wire and is 35' high. I'll help anyone to get a ticket."

George "Big Foot" Martin, K5EKQ, 2448 Owen Ave., Groves, Texas, says: "I just got my General Class license, but I plan to stay on c.w. a lot. My receiver is an SW-54, and I am using a borrowed 3-watt transmitter. I stick to 40 meters, because that is where the other locals are. My best DX is Calif., Georgia, and Connecticut. I like to SWL as well as 'Ham.' Zanzibar and Ifni in Africa are my best catches."

From Germany, **Hans A. Rohrbacher, DJ2NN**, Joh. v. Weerthstr. 5, Freiburg, who described conditions in Germany last month, comes through with some more news. "It will be a great advantage for 15-meter Novices to operate between 21.1 and 21.16 mc., but no higher, for working Europe. In Europe, the

WHICH TRANSMITTER KIT TO BUY?



I JUST GOT MY NOVICE TICKET, BUT WHICH KIT SHOULD I BUY?

THAT'S EASY! CHOOSE THE KIT THAT GIVES YOU THE MOST FOR YOUR MONEY!



SAY, THIS VIKING "ADVENTURER" LOOKS LIKE THE ONE FOR ME!

NOW YOU'RE TALKING!! I'VE GOT ONE AND IT'S ALL BEAT!



YOU MEAN YOUR RIG WAS MADE FROM A KIT?

SURE, IT'S TVI SUPPRESSED--WORKS ALL BANDS--BO THRU 10--LOADS ALMOST ANY ANTENNA--AND IT'S PUNCHED AND DRILLED FOR YOU, TOO!


LATER SAY! STEP BY STEP INSTRUCTIONS! I'LL BE FINISHED TONIGHT!

EVERYTHING IS SUPPLIED. ALL YOU NEED IS YOUR OWN KEY AND CRYSTAL.



JOHNSON MAKES A COMPLETE LINE OF TELEGRAPH KEYS, TOO. WRITE FOR FULL INFORMATION.

MAIL TODAY



VIKING "ADVENTURER" CW KIT

Compact, completely self-contained 50 watt transmitter kit. Single knob bandswitching—effectively TVI suppressed. Easy assembly by novice or experienced amateur. 80, 40, 20, 15, and 11-10 meters.

Cat. No. 240-181-1 complete with tubes.

\$54.95

E. F. JOHNSON COMPANY

3002 Second Ave., S.W., Waseca, Minnesota

Please send me a copy of Bulletin 727, which describes the Viking "Adventurer" in detail.

NAME _____
 ADDRESS _____
 CITY _____ STATE _____

40¢ FOR ANY TUBE

WE WILL NOT BE UNDERSOLD

We Have OVER 1000 USED TV SETS

At All Times In Our Huge Warehouse. Buy one or more of these WORKING TV's to sell or use as your own second set! All sets in GOOD WORKING condition! Your Choice—Console or Table Model!

10"	\$23.00	19"	\$58.00
12"	\$28.00	20"	\$64.00
14"	\$33.00	21"	\$72.00
16"	\$40.00	24"	\$99.00
17"	\$46.00		

When ordering TVs, state whether table model or console is desired. Also preference on make of set. All TVs sent railway express F.O.B. Newark. On any quantity WIRE or CALL today!

SAME DAY SHIPMENT OF ALL ORDERS!

FREE BONUS ANTENNA GIVEN WITH ANY TV SET ORDER!

SEND for our FREE complete TUBE & PARTS LIST and order blank.

FREE POSTAGE in U.S.A. and Territories on orders over \$5.00. 25¢ handling charge on orders under \$5.00. 25¢ deposit required on C.O.D.s. Please send approximate postage or freight on Canadian and foreign orders. Subject to prior sale.

DON'T PAY MORE FOR SET TESTED LONG LIFE DEPENDABLE RADIO & TV TUBES • BUY VIDEO • INDIVIDUALLY BOXED—ALL GUARANTEED FOR ONE YEAR OR YOUR MONEY BACK WITHIN 5 DAYS—37.00 Per Hundred

Some Standard Brand—Others With Famous VIDEO Brand

0A2	2X2	6AC7	6BK5	6SG7	7F8	12V6GT
0A3	3A4	6AG5	6BK7	6SH7	7N7	12X4
0A4	3A5	6AF4	6BN6	6SJ7GT	7Q7	14A7
0B2	3AL5	6AH4GT	6BL7GT	6SK7GT	7Y4	14B6
0C3	3AU6	6AK5	6BQ6GT	6SL7GT	7Z4	1407
0Z4	3BC5	6AL5	6BQ7	6SN7GT	12A6	198C6G
1A7GT	3CB6	6AM8	6BY5Q	6SQ7	12AH7GT	1978
1B3GT	3C86	6AN8	6BZ7	6SS7	12AT6	24A
1C7G	3Q5GT	6M8	6C4	6SV7	12AT7	25AV5GT
1F4	3S4	6A05	6CB6	6T8	12AU6	25B06GT
1H4	3V4	6AQ7GT	6CD6G	6U4GT	12AU7	25CD6G
1H5GT	4B27	6AS5	6CF6	6U7G	12AV6	25C06
1J6GT	4R97	6AS7G	6CS6	6U8	12AV7	25L6GT
1L4	5AN8	6AT6	6CU6GT	6V3	12AX4GT	25W4GT
1L6	5AN8	6AU4GT	6E5	6V6GT	12AX7	25Z6GT
1L6A	5AQ5	6AUSGT	6H6GT	6W4GT	12AZ7	35L6GT
1L05	5AT8	6AU6	6J4	6W6GT	12B4	35W4
1LH4	5AW4	6BV5GT	6J5GT	6X4	12B6	35Y4
1LN5	5AZ4	6AV6	6J6	6X5GT	12B6G	35Z3
1N5GT	5J6	6AX4GT	6K6GT	6W6	12B7	35Z5GT
154	5T4	6AG6	6L6	6Y6G	12B7G	50A5
155	5T8	6AX5GT	6N7GT	7A5	12CUG	50B5
174	5U4G	6BC5	6S4	7A7	12S7	50C5
1U4	5U8	6C7	6S7G	7B5	12S7G	50L6GT
1U5	5V4G	6E6	6SA7	7B7	12S7H	80
1V2	5V6GT	6BF5	6SB7Y	7C5	12S7JGT	117N7GT
1X2	5Y3	6GG6	6SC7	7C6	12S7K	117P7GT
2A7	5Y4G	6EH6	6SF5	7C7	12SN7GT	117Z3
2021	6A84	6EJ6	6SF7	7F7	12SQ7	

FREE RCA "CHEATER" CORD GIVEN WITH ANY TUBE ORDER OF \$7.00 OR MORE!

VIDEO ELECTRIC COMPANY

79 CLINTON PL. NEWARK, N. J. Phone HUmboldt 4-9848

LINGUAPHONE

MAKES IT EASY TO LISTEN and LEARN to
Speak

SPANISH [American or European] • **FRENCH**
JAPANESE • **GERMAN** • **ITALIAN**
MODERN GREEK—any of 34 languages available
for FREE TRIAL AT HOME

With LINGUAPHONE—The World's Standard Conversational Method—You Start to SPEAK another language TOMORROW—or IT COSTS YOU NOTHING.

For just 20 Minutes a Day you listen to Linguaphone's life-like recordings. It is easy—AND FUN—to learn another language AT HOME with LINGUAPHONE—the same natural way you learned to speak before you went to school.

Only LINGUAPHONE brings 8 to 12 of the world's best native language teachers into your home. You hear both men and women speak about everyday matters in their native tongue. YOU understand—you SPEAK correctly as they do. It's like living in another country.

That's why Linguaphone is used 'round the world by educators, governments and business firms. More than a million home-study students of all ages have learned another language this ideal way.

Send today for Free booklet fully describing the conversational method; also details on how you may obtain a COMPLETE Course-unit in the language you choose on FREE TRIAL. Linguaphone Institute, T-89-106 Rockefeller Plaza, N. Y. 20.

Linguaphone Institute, Phone: Circle 7-0830
T-89-106 Rock. Plaza, New York 20, N. Y.

Please send me:
 FREE Book Information on FREE Trial.
No obligation, of course.

My language interest is.....

Name.....

Address.....

City..... Zone..... State.....

The World's Standard Conversational Method
for Over Half a Century

"A Miracle Buy— In Better Hi-Fi!"




Norelco F.R.S. Twin Cone Speaker

Both cones operated by same magnet and voice coil. Smaller cone radiates frequencies above 10,000 cps and diffuses lower frequencies. 20 W. power, 8 ohm impedance. Popular 12" size. Response 25-17,750 cps. Lists at \$54.95. A Columbia special. Only.....

\$24.95

20 W. Hi Fidelity Williamson-Type Amplifier



Less than 1/2% distortion at 20 W., 30 W. peak; 1 db 30 cycles to 40 kc.; 5 V. input signal for full-rated output; hum and signal balance adjustments; output impedance 4-8-16 or 500 ohms. Tubes: 2-12AT7, 2-6X81, 1-5U4. Power requirements 140 W., 117 V., 60 cycles AC. Lists at \$109.95. Our price this month only.....

\$59.95

G.E. VARIABLE RELUCTANCE

Model RPX-050-A. Equipped with sapphires. Lists \$12.50. Only..... **\$6.49**
Diamond Stylus for 050-A. Lists \$30.00. Special..... **\$11.95**

Orders F.O.B. Los Angeles. 25% dep. required. All items subj. to prior sales. OPEN FRIDAY TILL 10 P.M.

COLUMBIA ELECTRONICS, Dept. PE

2251 W. Washington Blvd. Los Angeles 18, Cal.

**ENGINEERING
DEGREE IN
27 MONTHS**

B.S. DEGREE, Aeronautical, Chemical, Civil, Electrical, Mechanical and Electronic Engineering (inc. Radio and TV). Drafting, one-year, G.I. Government approved. Low rate. Earn board. Large industrial center. Students from 48 states, 21 countries. Demand for graduates. Enter December, March, June, September. Write today for catalog. 2310 E. Washington Boulevard, Fort Wayne 2, Indiana.

INDIANA TECHNICAL COLLEGE

phone stations mostly operate above 21.13 mc. I have much trouble hearing S5 (or weaker) Novices through their S8/S9 signals. My crystal frequency for working Novices is now 21.126 mc. I promise to answer all letters received.

"A true story is this. On May 20th, I worked K2ABB. Some days later, I got a letter from him that his father-in-law's name was Hans Rohrbacher, too! So I find we are near relations! A brother of my great grandfather emigrated in 1849. After 1854 we heard nothing from him or his children. But amateur radio gave us news."

Albert Cohen, K2KQU, 41 Leo St., Rochester 21, N.Y., writes: "I started my ham career with a wonderful receiver. It was an 'all-band' set with no bandspread, no BFO, no a.v.c., intermittent sensitivity and selectivity. So, in a year and four months, I have worked one state and Canada (I think). Now I have a couple of 'Command' receivers, with which I expect to do much better.

"In April, you had a letter from K2KQS. His call letters being so similar to mine, I dropped him a note. We found that our ages (15), equipment, experiences, interests, and problems were surprisingly alike. Now, we correspond regularly.

"I am president and code instructor at the Radio-Electronics Club at Benjamin Franklin High School. George Beine, K2KQR, is the theory teacher. At the club, we have an AT-1 transmitter and a BC-454 receiver. Our only trouble is local QRN (static) grinning out at us from the wall sockets. Any suggestions will be appreciated."


Tony Wheeler, K9BBA, 1123 E. Grove St., Bloomington, Ill., gets right to the point. "I have been a Conditional for two months now and, before that, a Novice for eight months. I worked 41 states and three countries as a Novice, and I had a lot of fun doing it. I still have my Novice rig, an AT-1 and an S-38. I work 80-, 40-, and 15-meter c.w. mostly, but I get on 75-meter phone occasionally. I'll be glad to schedule anyone needing Illinois. I am 16 and a Junior in high school."

Tommy, KN4JOU, 2220 Roswell Ave., Charlotte, N.C., wastes no time either. "I have worked 23 states in ten days with a Ranger transmitter and an S-76 receiver and a Windom antenna. I operate on 40 meters."

Lloyd Higuera, KN6RLQ, 3033 Sylvan Ave., Oakland 2, Calif., says: "I have been on the air for three months and have worked 54 stations in ten states. My transmitter is a Knight running 50 watts, and my receiver is an SX-99. I operate on 80 and 40 meters and use dipole antennas. I would like some ideas for a 15-meter beam. I'll be glad to help anyone in my area with code and theory, so that he can get his license. I think you should run a list of those offering to help others obtain their licenses."

That uses up my allotted space once again. Keep writing and sending pictures of yourself and your equipment. Please include some information with your pictures about what bands you operate, how many states you have worked, and similar data. Otherwise, I must hold the pictures until I write back for that information. 73,

Herb, W9EGQ



at last... a Low Cost VHF Receiver
that really brings emergency calls in

monitoradio "MINUTE MAN"

Now you can own an ultra-sensitive FM Receiver—identical to those used by professional police and fire units—for an unheard-of low price. MONITORADIO's new "Minute Man" is a tunable FM Receiver containing *all* the features formerly found in sets costing twice as much! Designed by the world's leading manufacturer of emergency receiving equipment. Ideal for anyone connected with civil emergency activities or for casual listening to on-the-spot reports of news events as they are made.

TUNE IN DRAMATIC, EXCITING
Police Calls • Fire Alarms
Civil Defense Alerts
Other Emergency Communications

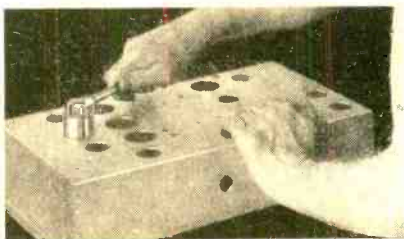
monitoradio
DIVISION of I. D. E. A., Inc.
7900 Pendleton Pike,
Indianapolis 26, Indiana

Check these Monitoradio features

- Powerful single-band reception—either 30-50 mc or 152-174 mc.
- 3 uv sensitivity; fully tuned RF stage.
- Squelch adjustment for absolute quieting between signals.
- 8 tubes including rectifier; built-in 5" speaker.
- Housed in attractive two-tone metal cabinet—7 $\frac{3}{8}$ " x 11 $\frac{1}{4}$ " x 6 $\frac{1}{2}$ ".
- 110-120V, 60 cycle AC operation; U.L. approved. Only \$64.50.


write for FREE brochure describing the complete MONITORADIO line.

SAVE HOURS OF WORK



quickly make round, square, key and "D" openings with Greenlee Radio Chassis Punches

In 1 $\frac{1}{2}$ minutes or less you can make a smooth, accurate hole in metal, bakelite or hard rubber with a GREENLEE Punch. Easy to operate... simply turn with an ordinary wrench. Wide range of sizes. Write for details. Greenlee Tool Co., 2388 Columbia Ave., Rockford, Ill.



"HOW TO BUILD"
data and theory
in the 14th Edition

**RADIO
Handbook**

Far more how-to-build-it data on all kinds of amateur radio equipment than any other publication, plus extensive simplified theory and explanations. Greatest, largest, practical radio handbook ever published. **\$7.50** in U.S.A. Plus sales tax



BUY FROM YOUR DISTRIBUTOR
Add 10% on direct mail orders to
EDITORS and ENGINEERS, Ltd.
Summerland 6, California

950,000

NAME BRAND TUBES

FREE! 6 PC. SET SCREW WRENCH SET WITH EVERY ORDER regardless of size!

Your order will include one or more of these famous brands UNCONDITIONALLY GUARANTEED FOR ONE YEAR Individually boxed—RETMA SPECS.

WRITE FOR NEW FREE TUBE and PARTS LIST!			
0Z4	.43	6AN5	.80
1A7GT	.43	6AS5	.44
1AX2	.79	6AT6	.39
1B3BT	.68	6AU6	.66
1B4P	.35	6AUGT	.60
1C5GT	.41	6AUG	.43
1D5GP	.41	6AV6	.39
1E7GT	.41	6A4	.67
1GGGT	.41	6AX9GT	.57
1HSGT	.47	6BA6	.47
1L44	.57	6BA7	.49
1LA6	.47	6BC5	.50
1LB4	.59	6BD5GT	.53
1LC5	.50	6BE6	.45
1LN5	.47	6BF5	.40
1N5GT	.50	6BGGG	1.18
1R4	.66	6BH6	.51
1R5	.51	6BJ6	.47
1S4	.59	6BK5	.68
1S5	.51	6BK7A	.76
1T4	.58	6BL7GT	.75
1T5GT	.58	6BN6	.58
1U4	.47	6BQ6GT	.80
1U5	.58	6BQ7A	.40
1U6	.53	6BY5G	.58
1V	.57	6BZ7	.38
1V2	.50	6C4	.47
1V5	.66	6C5GT	.35
1X2A	.68	6CF6	.80
2A3	.50	6CG	.47
2A5	.53	6CH6	.51
2A7	.43	6CL6	.71
3A4	.51	6CDDG	1.18
3A15	.57	6CS6	.51
3AU6	.57	6DB	.48
3AV6	.57	6E5	.44
3BA6	.60	6FSGT	.47
3Be6	.60	6HG6GT	.88
3Q5GT	.57	6J5	.39
3S4	.47	6J6	.49
3V4	.60	6J7GT	.45
5AQ5	.60	6J8G	.40
5AT8	.60	6K5GT	.47
5U4G	.49	6K7	.39
5V4G	.58	6K7GT	.39
5X4G	.44	6K8G	.65
5Y3G	.39	6L5G	.65
5Y5GT	.67	6L7	.42
5Y4G	.43	6N7	.60
5Z3	.45	6Q7GT	.48
5Z1	.64	6S4	.45
6A7	.57	6S7	.41
6A84	.45	6SCT	.48
6A87	.80	6S7GT	.47
6AC5GT	.60	6SQ7	.41
6AC7	.67	6SH7GT	.43
6AF4	.79	6SJ7	.43
6AG5	.50	6SK7	.50
6AG7	.69	6SL7GT	.57
6AH4	.80	6SN7GT	.57
6AH6	.70	6SQ7	.41
6AK5	.54	6SM7	.42
6AL5	.42	6S57	.41
6AL7GT	.70	6T7G	.63
6AL5	.46	6T8	.68
6AQ6	.42	6U8	.80
6AQ7GT	.70	6V6GT	.46
6AW6	.80	6W4GT	.40

Brand New DUMONT AND RCA lic. TV PICTURE TUBES

10 inch	\$10.95	17 inch	\$17.95
12 inch	\$12.95	19 inch	\$20.95
14 inch	\$14.95	20 inch	\$20.95
16 inch	\$16.95	21 inch	\$22.95

Add \$4.00 to above prices for aluminumized tubes. TERMS: FREE POSTAGE on all prepaid continental U.S.A. orders on receiving tubes only. 50¢ handling charge on all orders under \$3.25 deposit on all COD's. Picture tubes F.O.B. Passaic, N. J. via Railway Express.

Dept. PE-10

STANLEY 935 MAIN AVE.
PASSAIC, N. J.
ELECTRONICS CORP. Gregory 1-2498

After Class

(Continued from page 76)

and actual case work is considered mandatory for reliable operation of the three-modality type of detector. Thus, using the machine is not simply a matter of asking the suspect questions and then looking at the chart to see whether he has told the truth or a lie. Some of the important elements involved in correct interrogation can be best illustrated by an example.

Taking a Test. A vagrant in a small mid-West town was apprehended in the vicinity of a drug store that had been burglarized, and was accused of having stolen \$350, several bottles of a morphine compound, and a gallon of grain alcohol. After denying the crime, he agreed to take a lie detector test in the Sheriff's office. The test was carried on in a comfortable, closed room containing only Sam, the accused, and his questioner. Outside the room, however, were several observers who could view the proceedings via a one-way mirror on one of the walls without the knowledge of the man being questioned.


"Sam," asked the deputy, "did you steal the \$350 from the drug store?" Answer: "No." "Did you take any drugs from the store?" Answer: "No." "Do you smoke, Sam?" "Yes." "Are you a drug addict?" "No." "Do you drink?" "Yes." "Do you make your own liquor, Sam?" "Sometimes." "Do you know the difference between ethyl and methyl alcohol?" "No."

The questions went on in this pattern. The deputy intermixed questions concerning the crime with other unrelated ones to test the subject's ability to lie without becoming confused. When this group of questions was complete, Sam was told to relax for a bit while the next set was prepared. Then he was handed half-a-dozen ordinary playing cards and instructed to pick one from the group, look at it secretly, and put it back with the others. The outside observers noted that the card he selected was the four of diamonds.

"Sam, I'm going to ask you some mixed-up questions," the deputy said. "Among them will be a few about the card you picked out. I want you to answer 'no' every time I ask you about the card, even if I mention the right one. Yes, I know you'll be lying when you say 'no' to the right card, but I want you to play along with me. All right?" Sam agreed, and the questioning proceeded.

"Did you steal a gallon of alcohol?" "No." "Did you hide the \$350 in your room, Sam?" "No." "Did you steal that morphine?" "No." "Did you pick up the king of spades?" "No." "Did you take any packages out of that store at about

You're invited
to a
Launching!



**SPECIAL OFFER TO
READERS OF POPULAR ELECTRONICS**

5 months of POPULAR BOATING only \$1.00

(a \$1.90 single copy value!)


This is your special invitation to "sign on" as a Charter Subscriber to **POPULAR BOATING**—the new Ziff-Davis monthly for *everyone* who enjoys life on the water. Whether you're a beginner or an "old salt" . . . prefer outboard, inboard or sail . . . you'll find this the magazine you and your family have been waiting for. **POPULAR BOATING** is the first new major boating publication in more than a generation—will bring you a completely fresh approach to the whole world of boats—from dinghy to power cruiser.

Published by the same company that has made **POPULAR ELECTRONICS** tops in its field, **POPULAR BOATING** will feature money-saving how-to articles that point the way to more fun, greater safety afloat . . . new construction ideas . . . information on repairing, improving, fitting out your boat . . . monthly classes on seamanship and boat handling by expert boatmen . . . exciting boating yarns that will transport you to every corner of the world where there's fun and adventure on the water . . . regular features on new products, junior activities, maintenance, fishing, free aids to better boating, and much more!

The first big issue of **POPULAR BOATING** will be launched October 2. Here are just a few of the exciting articles you'll enjoy in that issue:

- **BREAKING THROUGH THE "WATER BARRIER"**—America's best-known racing writer, Hank Bowman, describes the perils of high speeds afloat.
- **SHOULD YOUR FIRST BOAT BE POWER OR SAIL?**—Two top boating writers defend their favorite craft in a hot debate.
- **OUTBOARDS UNLIMITED**—There's no limit to the fun outboarding offers. Here's how to enjoy it more fully!
- **GUY LOMBARDO'S GREATEST BOATING MOMENTS**—In this exclusive article, the famed musician and boatman recalls the most thrilling moments in his racing career.
- **ANN DAVISON'S NEXT BOATING VENTURE**—An exclusive first-hand report by the only woman ever to sail the Atlantic alone!

As you can see, **POPULAR BOATING** will offer readers far more than any other publication in the field . . . yet *will cost less*. At regular rates, **POPULAR BOATING** will sell for 35c on newsstands (Special Show Numbers: 50c) and \$4.00 a year by subscription.



Welcome aboard as a
Charter Subscriber!
Fill out and
mail this coupon **TODAY!**

POPULAR BOATING • 366 Madison Avenue
New York 17, N.Y.

CHARTER SUBSCRIPTION ORDER FORM

Yes, please enter my Charter Subscription to **POPULAR BOATING**—starting with Volume I, Number 1, to appear in October—at the special rate of five months for only \$1.00. Also send me my Charter Subscription Certificate. My dollar is enclosed.

Name.....

Address.....

City..... Zone.... State.....

E10-6

A NEW MAGAZINE BY THE PUBLISHERS OF POPULAR ELECTRONICS

ASSEMBLE YOUR OWN
WALKIE-TALKIE
RADIOPHONE



for as little as
\$6.50
plus accessories

Specifications: 1 to 5 mile range with 18-inch antenna and much more with directional beam antenna. Tunes from 144 to 148 mcs. High level amplitude modulation. Silver plated tank circuit and many other exclusive features assure maximum efficiency and long battery life. Fully portable—no external connections ever needed. Meets FCC requirements for general class amateur license. No minimum age requirement.

The following components are all you need to assemble a complete walkie-talkie as illustrated. Factory wired and tested transceiver chassis complete with special dual tube\$6.50
High output carbon mike\$1.49
Miniature mike transformer\$.98
Powerful alnico magnet headphone\$1.25
Strong 16 gauge aluminum case (8"x5"x2") with battery compartment, battery switch plus all hardware and fittings including 18 inch antenna\$3.98

Uses standard batteries available at your local radio store. All components except tubes guaranteed for one year. Please include 5% for postage. COD's require \$1.00 deposit. Thousands sold throughout the world. Foreign currency of equivalent exchange value plus sufficient amount for postage accepted.

All orders immediately acknowledged.

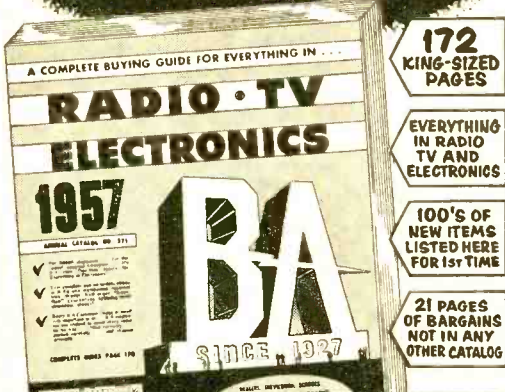
SPRINGFIELD ENTERPRISES

Box 54-E

Springfield Gardens 13, N. Y.

IT'S THE BIGGEST AND BEST EVER

FREE THE GIANT
ALL NEW 1957
BA CATALOG



172
KING-SIZED
PAGES

EVERYTHING
IN RADIO
TV AND
ELECTRONICS

100'S OF
NEW ITEMS
LISTED HERE
FOR 1st TIME

21 PAGES
OF BARGAINS
NOT IN ANY
OTHER CATALOG

BURSTEIN-APPLEBEE CO.

Dept. PE, 1012 McGee St., Kansas City 6, Mo.
 Send Free BA Catalog No. 571

Name.....
Address.....
City..... State.....

SEND FOR IT TODAY

3:00 a.m. yesterday?" "No." "Was the card the eight of clubs?" "No."

As the questioning continued, the three traces on the chart continued to wobble in very much the same fashion as it rolled out. Then came the question: "Was the card you picked the four of diamonds?" Instantly, all three wavy lines showed significant changes, particularly the one which recorded respiration. Sam answered "no" to that question, too, as he had been instructed. The trace variations demonstrated that when this particular suspect lied his emotional reaction strongly distributed itself; in short, he was a man who could not lie well even when instructed to do so. After four successive runs, Sam was completely exonerated; the lie detector had established his innocence. -30-



Long-Wave DX

(Continued from page 52)

Union, Geneva, Switzerland. Aero-DX'ers will find that the same organization publishes something for them: *List of Aeronautical and Aircraft Stations*.

Listen Tonight! Why not "sample" the long waves, just to see for yourself. Tonight, the later the better, tune your communications receiver down to the lowest end of the standard broadcast band. Chances are that you will hear at least one radiobeacon, possibly more. Some of the most widely reported stations operating in this portion of the band are listed in Table 2 (page 52).

If you collect QSL cards, you will probably be interested in the fact that almost all of the long-wave stations will "QSL" upon receipt of a detailed reception report, and a stamped reply card. Long-wave stations are glad to know that they are "getting out" and will be pleased to hear from you.

All you need is the will to listen, a little patience, and a receiver to be a member of the rapidly growing long-wave DX fraternity. -30-



Transistor Topics

(Continued from page 62)

pacitor. Designed specifically for transistorized superhet receivers employing an r.f. stage, this unit measures only 1 3/32" x 1 3/32" x 2 5/32", yet contains an r.f. section, an antenna section, and an oscillator section. The antenna and r.f. sections have a maximum of 235 µµfd., the oscillator section a maximum of 111 µµfd. All three have a minimum

of 11 μ fd. Self-contained trimmers are provided, and matching antenna, r.f., and oscillator coils are available.

Sylvania has introduced a new transistor kit. It contains three Type 2N35 and three Type 2N94 transistors, plus a 1N34A crystal diode, and an instruction booklet on assembling a portable transistorized receiver.

Lafayette Radio, 100 Sixth Ave., New York 13, N. Y., one of the pioneer suppliers of transistor construction kits, lists a number of new items in its Fall Catalog (No. 10-56). Among the components is a Hi-Q "Loopstick" tapped to match the input impedance of a transistor (No. MS-299). Among the new kits are the following:

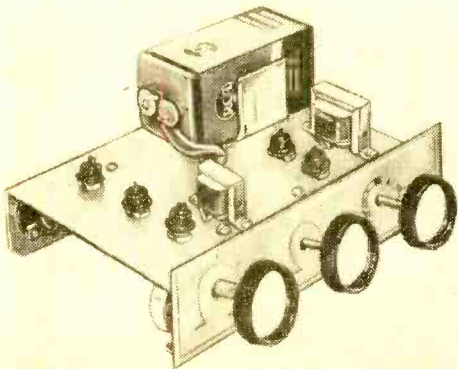
(1) Class "B" audio amplifier kit—a five-transistor kit with an output of $\frac{3}{4}$ watt and a response of 30 cps to 10 kc. Inputs are provided for crystal and magnetic cartridges and for a tuner. Separate bass and treble controls are included in the design. Lafayette's stock numbers are KT-104 (to match a 3.2-ohm voice-coil) and KT-105 (to match an 8-ohm voice-coil). Net price is about \$19.50.

(2) Telephone pickup and amplifier—a four-transistor kit providing loudspeaker output from a telephone. It uses a flat telephone pickup coil, supplied as a separate accessory. Catalog No. is KT-95. Net price is about \$17.50.

(3) Transistor checker—an improved and redesigned model of the transistor checker kit described in our July column. New features include a calibrated gain scale and a colored "good—fair—poor" leakage scale, plus provision for checking gain at different full-scale ranges.

Other new Lafayette transistor kits include a push-pull output amplifier with self-contained speaker and several new transistor receivers.


Subminiature transistor transformers



Lafayette's KT-104 transistorized audio amplifier.
October, 1956

GET MORE WORK OUT OF YOUR OSCILLOSCOPE!

Learn to service
ANY radio or TV
faster . . . with the
handiest instrument of all!




The book
that tells you
what you need to know
about 'scopes!

Here, in a new 2nd edition, is THE book that really shows you how to use oscilloscopes! Clearly as A-B-C. MODERN OSCILLOSCOPES AND THEIR USES tells you exactly when, where and how. You learn to locate either AM or FM radio or television troubles in a jiffy. Tough realignment jobs are made easy. No involved mathematics! Every detail is clearly explained—from making connections to adjusting circuit components and setting oscilloscope controls. And you learn to analyze patterns fast and RIGHT! Includes latest data on use of 'scopes in color TV, industrial electronics, teaching . . . even in atomic energy work. Over 400 pages and over 400 clear pictures. Dozens of pattern photos make things doubly clear. Price only \$6.50. Use coupon for 10-day free trial.

SAVE MONEY ON INSTRUMENTS!

Do better, faster testing with
fewer instruments!
Put old instruments to
new uses!
Learn to evaluate instrument
reading fast, easy
and right!



Written especially for servicemen, amateurs and experimenters, this 254-page BASIC ELECTRONIC TEST EQUIPMENT book is a complete instrument training course. Over 60 instrument types—from the most modern TV pattern generators to grid-dip oscillators and special-purpose bridges—are fully explained. Work saving shortcuts are outlined. You learn how to put old instruments to new uses and thus avoid buying costly new ones. Tells all about current and voltage meters; r-f test oscillators; signal tracers; tube testers; distortion meters; audio oscillators; square-wave generators; r-f and a-f measuring devices . . . and dozens more. In short, Basic Electronic Test Equipment gives the kind of instrument know-how that every radio-TV technician needs! Price only \$4.00 on 10-days free trial.

10 DAYS FREE TRIAL

Dept. PE-106, RINEHART & COMPANY INC.
232 Madison Avenue, New York 16, N. Y.
Send book(s) checked below for FREE EXAMINATION. In 10 days, I will either send price shown (plus a small postage charge) or return books and owe you nothing.

MODERN OSCILLOSCOPES AND THEIR USES
Price \$6.50

BASIC ELECTRONIC TEST INSTRUMENTS
Price \$4.00

Save! Send cash with order and we pay postage.
Same 10-day return privilege with money refunded.

Name.....

Address.....

City, Zone, State.....

Protect your BEAM...

from: • Salt spray
• Weather • Chimney fumes

with



Easy-to-apply compound, keeps your Beam operating like Brand New—for years!

ALSO IDEAL FOR: ♦ Antenna Hardware ♦ Terminal Connections ♦ Rotor Housings ♦ All metal parts

See your nearest Ham Dealer!



No. E101 Antenna Coat
Enough to protect one full-size 20 meter beam or several TV antennas.
NET PRICE \$1.94
No. E46 Antenna Coat
Solvent ½ pint can \$.69

AMAZING NEW PERSONAL POCKET RADIO



LISTEN WHILE YOU WALK DOWN THE STREET!

Slips in any pocket—wt. only 7 ozs. Size 2 3/4 x 1 3/4 x 1 1/4". Beautiful Black Gold Plastic Case. NO HOOKS—NO WIRES—NO PLUG-INS! Self-contained. 150-hour life flashlight batteries and built-in antenna. POSITIVELY NO AERIAL HOOKS! EVER! GUARANTEED RECEPTION OF RADIO STATIONS TO 50 MILES, up to 1500 miles for powerful stations! New patented Super-regenerative Duo-triode tube and transformer audio stage for sharp selectivity and soundness! Easy to use top tuner (while walking). Tiny plastic personal earplug LETS YOU ALONE LISTEN WHILE YOU WALK, VISIT, WORK, ANTEE AND ONE YEAR SERVICE GUARANTEE.

RIDE OR SLEEP ANYTIME—ANYWHERE. MONEY-BACK GUARANTEE AND ONE YEAR SERVICE GUARANTEE. SEND ONLY \$5.00 (c.k. mo) and pay postman \$14.95 plus postage on delivery or send \$19.95 for postpaid delivery. GET YOUR TINYTONE REAL POCKET RADIO now and be ready to listen to Civil Defense Alarms, news, music, sports, etc. on a moment's notice without bothering those around you. NOT AN INCOMPLETE KIT OR PLAYTHING. BUT A REAL POCKET RADIO! Shipped complete with batteries—Ready to Listen! Available only from: WESTERN RADIO, DEPT. APL-10, Kearney, Neb.

PEE WEE BATTERYLESS TUBELESS "LIFETIME" RADIO



REALLY WORKS—FOR LIFE! Works WITHOUT TUBES, BATTERIES OR ELECTRICAL PLUG-INS. Will never run down or burn out! World's smallest. SMALLER THAN A PACK OF CIGARETTES! GUARANTEED TO RECEIVE LOCAL RADIO STATIONS ANYTIME—ANYWHERE YOU GO! Sensational new Ferrite Selective Tuner—Perma-Crystal diode. Super SPEAKER-PHONE, durable black and gold plastic case.

SEND ONLY \$2.00 (bill, ck, mo) and pay postman \$4.99 COD postage on arrival or send \$6.99 for postpaid delivery. SENT COMPLETE READY TO LISTEN WITH LIFETIME GUARANTEE. Nothing extra to buy—ever. Available only from: MIDWAY COMPANY Dept. WPL-10 KEARNEY, NEBRASKA

BIG MONEY FOR YOU THROUGH

V.S.I. ELECTRONICS & TV SCHOOL

AGE—NO BARRIER—FUTURE UNLIMITED—EQUIPMENT—ALL THE LATEST—TECHNIQUES—THE BEST APPROVED FOR VETS—CORRESPONDENCE OR RESIDENCE

WRITE FOR YOUR CATALOG—NOW

V.S.I. TELEVISION SCHOOL

4570 Firestone Blvd. Dept. P.E. South Gate, Calif.

INVENTORS

Send for PATENT INFORMATION Book and INVENTOR'S RECORD without obligation

GUSTAVE MILLER
10-PE WARNER BUILDING
WASHINGTON 4, D. C.

REGISTERED PATENT ATTORNEY

ASSOCIATE EXAMINER
U.S. PAT. OFF. 1922-1929

Patent Attorney & Advisor
U. S. NAVY DEPT. 1930-1947
PATENT LAWYER

have been introduced by Merit Coil Products Co., Inc., Chicago, Ill., and the Microtran Company, Valley Stream, N. Y., thus adding two additional names to the growing list of transistor component manufacturers.

Things To Come. "In the works" and scheduled to appear in forthcoming issues of your favorite magazine, POPtronics, are several transistor construction projects... including a 3-transistor pocket receiver using a *superhet* circuit, an "electronic roulette" game, a "child's radio" which turns itself off automatically when laid down... and many, many more.

Well, fellows, I'm about "talked out" for this month. See you again next month... and good luck with your projects!

Lou

Hi Tide in the Tweeter

(Continued from page 78)

seaside outing, I retired to my workshop to fit the tape recorder to some sort of shoulder-harness and make ready for sonic adventure.

A DAY, several miles and much impatience later, found us in a secluded little cove that sparkled under the summer sun, rocks awash in the playful surf, tidal pools glimmering with myriad lights and marine life. Slinging the recorder on my back (Happy Girl having grudgingly consented to aid scientific progress by stitching up the harness I devised), I struck out for the tidal pools and exposed sea-caverns... forcing myself into an icy calmness as unnatural to the occasion as fresh air is to Los Angeles County.

Behind me, my child-bride dabbled gleefully in the sand, her gaily flowered figure industriously engaged in the juvenile task of building sand-castles. As I stepped lively along the water-carved path of rock and ledge, she rose, waved a girlish arm, and cried, "Don't get shark-bit, chum! Your insurance doesn't cover it!"

I fought back the blinding, hot tears of emotion. Always concerned for my welfare, that girl. Silently, I vowed to make good for her sake.

In the succession of pleasant hours that followed, I garnered all manner of sound treasure: the soft "klik-klik" of the multi-colored crabs, scuttling among the caverns and crannies of the ebb-tide areas; the raucous chatter of gull and sand-piper; and I gloated to myself as the recorder quietly bagged the divergent noises of the wild and mysterious shoreline. As I wan-

dered across the tidal flats—peering into this cavern, listening at that pool—I could visualize the neatly packaged sounds already: *Sea Urchin Bubbling, Seepage From Natural Basin Seeking Own Level, Octopus Threshing Nervously In Shallow Water, Barnacle Cries, Intermittent Murmurs From Clam Disturbed At Sleep, Ground Swells Smashing Low Reef* . . .

Exultantly, I pressed onward—happier than a recluse with the patent on closed circuits—frequently pausing only long enough to insert fresh tapes into the hungry recorder. And it was during one of these pauses that the young, tanned, skin-diver exploded from the water at my feet.

“WHAT’CHA doing with that gismo on your back, dad?” His youthful face was a browned question mark. “I’ve been watching you for more’n hour. What’s the scam, man?”

I explained the scam . . . in detail.

“See that there buoy out there?” I followed the direction indicated by the muscular, well-toasted arm. Twenty feet distant bobbed a huge, metal buoy, its bell clanging faintly as the wavelets pushed the merciful marker to and fro.

“Yes?” I inquired.

“Lot’sa seals hang out there. The place is lousy with them. You go out there and lay low until they get used to you—you can get the darnedest sounds you ever heard. Honest, dad, they’re the craziest! And you wanna collect sea noises and all. What’s the collection without seals, I ask ya?”

What, indeed, I decided. “Sure, but how can I get out there . . . dressed for land, not water?”

“Simple, dad. Roll up your threads and stalk out there. In low tide like this, water’s only about three feet deep.”

Thanking this unwitting contributor to science, I rolled up my trousers thigh-high and, carefully navigating the rocky bottom, was clambering aboard the channel buoy minutes later. I waved cheerily to my departing adviser—who disappeared into the sea like a fallen gull—and lay quietly waiting for the seals to overcome their shyness.

When they began romping and swimming gracefully, effortlessly again around the buoy, I snapped the recorder into action and enjoyed the sweet flavor of triumph: those seals were the most musical, stridently melodious loudmouths I’ve heard in a week of Mondays. *And I, I rejoiced, am getting every bark, every guttural snortle!* Overhead the bronze bell crooned metallically, setting the beat for the sequence. Mentally, I determined to label

October, 1956

EZ2 Build

Introducing the Brand New, Low-Cost,
Top-Performing

90 Watt Globe Chief Kit (75 WATTS FOR NOVICE USE)



Just \$5.00 Down
Cash: \$49.95

Only
\$500
per mo.

Wired Form:
\$64.95

All the power a
Novice can use plus
20% safety factor in
case of local line
voltage drop.

Complete Instruction
manual; all parts; chassis
pre-punched; wires
pre-cut and pre-tinned.
No experience necessary.

- ✓ Completely bandswitching, 160-10M
Built-in power supply!
- ✓ Pi-Net matches antennas, 52-600 ohms
- ✓ Sturdy, compact; handsomely styled
- ✓ Modified Grid-Block keying for
maximum safety
- ✓ Provisions for Speech Modulator* and
VFO input
- ✓ 100% trade-in value on Globe King
or new Champion, within 1 year

* The new WRL Plug-In Screen Modulator Kit (complete) has been designed for use with the Globe Chief; may also be used with the Johnson Adventurer, Heath Kit AT-1, or similar CW Xmtrs. . . . \$13.95

SEND FOR DETAILED BROCHURE TODAY!

FREE 1957 CATALOG!

WORLD RADIO LABORATORIES
3415 West Broadway
Council Bluffs, Iowa

Please rush to me:

- Free 1957 Catalog
 Globe Chief Brochure



NAME: _____

ADDRESS: _____

CITY & STATE: _____

UNUSUAL OPPORTUNITY TO BUY DIRECT
PERSONALIZED POCKET RADIO



This is no ordinary pocket radio—it is equivalent in sensitivity to most household radios—ruggedly built (not a toy)—beautiful case. Look at the 3 tube superhet construction—1R5 Osc. and mixer, 1T4 IF Amp., 1U5 Det., AVC, 1st Audio. Built-in, supersensitive, high Q, ferrite antenna. Tunes broadcast band (530 to 1650 kc.) with Conelrad frequencies plainly marked. Case 1 1/4" x 3 1/2" x 5 5/8". Designed for extra earphone. Equipped with B battery and earphone. You'll use this radio every day—take it with you everywhere you go—perfect for sports, camping, Civil Defense emergencies—while walking, at work, at play, etc.



Back view—cover removed

Sharp selectivity

send only \$5.00 (ck. or M.O.); pay postman \$14.95 plus small charge for COD and postage, or send \$19.95 for postpaid delivery. If not completely satisfied, return radio within 10 days for full refund. This imported radio carries a full 90 day guarantee on tubes and parts.

MINI-TRONICS CO. 5030 LINDEN LINCOLN, NEBR.

LMB BOX CHASSIS OFFERS FREE Inside LMB boxes

10 tested kit diagram Projects for the builder. Each one of these kit diagrams built by a recognized expert. Kit projects are complete in every detail. Circuit diagram, photo of project both front and rear photo. Rear photo shows wiring and parts. Detailed Instructions for building, complete parts list and approximate cost. Complete to build except parts and your distributor can supply the parts. Ask your distributor for the list of LMB kit Diagram Projects. If he does not have them, write to

LMB 1011 Venice Blvd. Los Angeles 15, Calif.

GARAGE DOOR OPENER Actuator Mechanism **\$24.50**

EASY TO INSTALL, SAFE, RELIABLE

WRITE for interesting free information . . . TODAY

P. E. HAWKINS CO.
 631 PROSPECT KANSAS CITY 24, MO.

GET INTO ELECTRONICS


You can enter this uncrowded, interesting field. Defense expansion, new developments demand trained specialists. Study all phases of radio & electronics theory and practice: TV, FM, broadcasting, servicing, aviation, marine, police radio. Prepare for good pay, 18-month course. Graduates in demand by major companies, H. S. or equivalent required. Begin January, March, June, September. Campus life. Write for Catalog.

VALPARAISO TECHNICAL INSTITUTE
 Dept. PE Valparaiso, Indiana

QUAL-KITS ARE EASIEST!



Hi-Fi Amplifier Kit \$28.50



Hi-Fi AM-FM Tuner Kit \$28.95

And they have the finest features and specs. Fully illustrated step-by-step 28-page manual makes assembly a snap! WRITE FOR FREE CATALOG! Add 10% for new Federal Tax.

QUALITY ELECTRONICS
 319 Church Street Dept. P-10 New York 13, N. Y.

WANT A BETTER JOB: BECOME AN ELECTRONIC ENGINEER

ONLY 32 MONTHS TO EARN A BACHELOR OF SCIENCE DEGREE IN ELECTRONICS ENGINEERING

Class enrollment limited to allow for individual instructions. Chartered by state of California. Nonprofit-nonsectarian, co-educational—established 26 years.

APPROVED FOR VETS—ENROLL NOW!
 SEND FOR FREE CATALOG

PACIFIC STATES UNIVERSITY
 1516 S. WESTERN AVE., Dept. M, LOS ANGELES, CALIF.

this achievement: *Seals Frolicking In Hidden Cove.*

And, about then, I decided that the sun was getting a bit low and, perhaps, I had best head back for the car. Just as I was readying myself to slide off the buoy (now bobbing forcefully), I noticed that all the rocks, previously high and drying in the brilliant sunlight, were gone. *Gone? GONE!*

"Obviously," I whimpered, climbing back to the little flat place on the buoy and clutching the bell supports as if they were long-lost brothers, "time and tide wait for no man."

A nasty ground swell thundered by, tossing the unstable buoy in six directions simultaneously. And *that*, reader, is where you came in.

IN CLOSING, I'd like to inquire if anyone knows where I might place the following test recordings, recently taped by myself under ideal conditions: *Lawnmower In Full Cry*, *Child's Laughter In Front Of TV Set*, and *Tap Water Hitting Sinkful of Unwashed Dishes.*



Dry Battery Rejuvenator
(Continued from page 49)

Small, high-voltage batteries like those found in hearing aids and transistorized equipment should be re-activated more slowly.

There are too many different varieties of batteries now being manufactured to permit drawing up a rate chart that would have any meaning. Charging rate in specific cases then becomes a matter of individual judgment. The simple rules given below should help you approximate the correct rate for each case.

1. Don't wait until the battery is dead before recharging.

2. The condition of a single cell should be determined only while it is under its normal load. A 15% loss of rated voltage indicates that rejuvenation is necessary (4-5 ma.).

3. Short series combinations such as 3-volt, 4.5-volt, 6-volt, and 7.5-volt groups should also be tested under load or with a meter having a sensitivity of 1000 ohms per volt or less. Again, 15% drop-off calls for charging (4 ma. max.).

4. Larger batteries from 15 volts up may be tested with an ordinary multimeter. These batteries need charging when the rated voltage has fallen about 10% (3 ma. max.) and the small types should be re-activated after a drop-off of no more than 20% (1-3 ma.).

DOUBLE THE PLEASURE OF YOUR HI-FI WITH A *Linthrop* TWIN EXTENSION SPEAKER



Here it is . . . a compact twin-speaker unit that connects in seconds to any hi-fi, phonograph, TV or radio, and brings the full tone of your set to any remote part of the house. Or use it in the same room for rich, all 'round sound. Made by one of America's outstanding hi-fi speaker manufacturers. Beautiful light or dark wood cabinet containing an 8" woofer and 3 1/2" tweeter, frequency range 40-15000, 4 ohm impedance. Measures 20 1/2" wide x 10" deep x 9 1/2" high. Faced with attractive grille cloth.

ORDER DIRECT FROM MANUFACTURER AND SAVE . . . send just \$23.95 for complete unit postpaid and tax paid, with money back guarantee. Specify light or dark finish. Send check or money order, or order C.O.D. and pay postage.

Linthrop MFG. CO.
433 FULTON, N.W.
GRAND RAPIDS, MICH.

BRING GLORIOUS SOUND TO YOUR

- KITCHEN
- BEDROOM
- BASEMENT
- DINING ROOM
- PATIO
- REC. ROOM

MUSIC, SPORTS, DRAMATIC SHOWS ANYWHERE IN YOUR HOME OR COTTAGE AT LOW, LOW COST!

ONLY **\$23⁹⁵** COMPLETE!

SHOOT TV TROUBLE FAST

With H. G. Cisin's Copyright RAPID "TV TROUBLE SHOOTING METHOD"

Without experience or knowledge, this guaranteed new method of servicing TV sets enables you to DIAGNOSE TV troubles as rapidly as an expert. **NO THEORY—NO MATH**—you can locate all faults in record breaking time regardless of make or model. "TV TROUBLE SHOOTING METHOD" is the most valuable aid to TV servicemen ever written. Be a TV Trouble Diagnostician. Increase your present earnings. Open your own Profitable Business or get a high-paying skilled job.

It's all in this book . . .

Nothing more to Pay—Nothing else to Buy

85 picture troubles, over 58 raster and 17 sound troubles. By this unique copyrighted method you know EXACTLY WHERE the trouble is; plus step-by-step instructions, including 69 RAPID CHECKS, enabling you to find the faulty part.

13 IMPORTANT PRELIMINARY CHECKS NEED NO INSTRUMENTS! Of the 69 Rapid Checks, **OVER 65 ALSO REQUIRE NO INSTRUMENTS!** Rapid checks include emergency checks for distorted pictures, defective tubes including PIX tube, plus 57 others. **ALL EXPLAINED IN SIMPLE LANGUAGE, PERFORMED WITHOUT INSTRUMENTS. MANY CHECKS USE THE PICTURE TUBE AS A GUIDE.**

H. G. Cisin, the author, is the inventor of the AC/DC midjet radio. He licenses RCA, AT&T etc. He has also trained thousands of technicians now owning their own prosperous TV service organizations or holding highly paid TV positions. His years of experience are embodied in this remarkable new book.

Guaranteed Money Back in 5 Days If Not Satisfied!

ABSOLUTELY FREE with each order: H. G. Cisin's newest book "TV & RADIO TUBE SUBSTITUTION GUIDE." Gives direct replacements of set and picture tubes. Most valuable servicing aid! **ACT NOW—get both books postpaid at cost of only one!**

\$1 Post paid

RUSH COUPON NOW!

R. G. CISIN, CONSULTING ENGINEER,
Amagansett, N. Y. Dept. P-19

Enclosed find \$1. Rush both books.

Name

Address

City..... Zone..... State.....

ALL TUBES UNCONDITIONALLY GUARANTEED FOR 1 YEAR

take your pick any assortment

100 receiving tubes **\$38**

On orders of less than 100 tubes — 41¢ each

BRAND NEW TV PICTURE TUBES

RCA and DUMONT Licensed

Partial Listing No dud required

Type	T.M. Price
10BP4	\$10.95
12LP4	12.95
12QP4	10.00
14CP4	15.25
15DP4	16.95
16DP4	18.50
16GP4	19.25
16KP4	17.00
16RP4	\$17.00
17BP4	19.00
17GP4	21.00
17LP4	18.00
19AP4	23.00
20CP4	24.00
21ALP4A	24.00
21EP4	24.00

Picture tubes
F.O.B. PASSAIC, N. J.
via Railway Express

PRETESTED TUBES—INDIVIDUALLY BOXED

024	6AUG	6SH7	12BA6
1B3GT	6AU5GT	6S17GT	12BE6
1H5GT	6AV5	6SK7GT	12BZ7
1LC5	6AV6	6SL7GT	12BH7
1LN5	6AX4GT	6SN7GT	12BY7
1NSGT	6AT6	6S07	12SA7
1Q5GT	6AH4GT	6SR7	12SG7
1R5	6BA6	6T8	12S17GT
1S4	6BC5	6U8	12SK7
1S5	6BE6	6V3	12SL7GT
1T4	6BG6G	6V6GT	12SN7GT
1T5GT	6BJ6	6W4GT	12S07
1U4	6BK5	6W6GT	12SB7
1U5	6BK7	6X4	19T8
1X2	6BL7GT	6X5GT	19BG6G
3Q4	6B06GT	6Y6G	25B06GT
3S4	6BQ7	7C5	25L6GT
3V4	6BY5G	7C6	25Z5
5U4G	6BZ7	7E7	25Z6GT
5V4G	6C4	7F7	35D5
5V3	6CB6	7F8	35C5
6AB4	6CD6G	7N7	35L6GT
6AC7	6F6	12AL5	35W4
6AG5	6HG6T	12AT7	35Y4
6AG7	6J5GT	12AU6	35Z5GT
6AF4	6J6	12A17	50A5
6AK5	6K6GT	12AV6	50B5
6AL5	6L6	12AV7	50C5
6AQ5	6S4	12AX7	50L6GT
6AS5	6S8GT	12AX4GT	117Z3
6AT6	6SA7	12BY7	

Free Postage on all prepaid continental U.S.A. orders. 25¢ handling charge on all orders under \$5.00. 25% deposit on all C.O.D. Subject to prior sale.

TUBE MART

DISCOUNT HOUSE

PRescott 3-0330

The Lokpet Bldg.


Passaic, N. J.

**POPULAR
ELECTRONICS**

BARGAIN BASEMENT

SAVE ON THESE SPECIAL BUYS OF THE MONTH

7.95



LAFAYETTE SPECIAL RADIO CONTROL RECEIVER

Completely wired and assembled, with tube, ready to operate on exam free 27.255 MC remote control band. Size: 1 3/4" x 1-15/16" x 3". Weight 3.3 oz. Uses one 1.5 volt and one 45 volt battery. Less batteries. Shpg. wt., 6 oz.

F-208 Net 7.95

Lafayette Radio 100 SIXTH AVE. BOSTON 10, MASS. 119 Federal St.
NEWARK-2, N. J. 24 Central Ave.
PLAINFIELD, N. J. 139 W. Second St.
BRONX 50, N. Y. 342 E. Fordham Rd.
DEPT PE1 Include postage with order

ELECTRONIC KITS

COMPLETE KITS FOR ARTICLES

DESCRIBED IN THIS AND OTHER
MAGAZINES—WRITE FOR PRICES

ALGERADIO ELECTRONICS CO.

236 N. Franklin St. Phone IV 9-0808 Hempstead, N. Y.

HI-FI Custom-Kit

YOU can have superb Hi-Fi in your car with this amazing Rear Deck Speaker Kit. Response 50/15,000 cps. with Big 6"x9" woofer and extended range tweeter. Easy to install. Includes leads, attractive 3-pos. switch, handsome chrome grill, hi-fi speaker, complete instructions.

Money Back Guarantee

ONLY \$795

(Regular list \$15.95)

NATIONAL ELECTRONICS

ORDER TODAY! Give car make and year. Include payment with order for prepaid shipment. (If C.O.D. fees and postage extra.)

6612 Euclid, Cleveland 3, Ohio

USED TV CONSOLES

Guaranteed in working condition

RCA	12" \$24.95	ZENITH
MOTOROLA	16" \$38.95	TELEKING
MAGNAVOX	17" \$42.95	ADMIRAL
OTHERS	19" \$54.95	

Order preferred make. We'll try to accommodate.

Free indoor antenna with each set

Send Check or Money Order. No C.O.D.'s.

All sets shipped F.O.B. Newark, N. J.

TV SUPER MART, INC. 1 White Terrace
Newark 8, N. J.
Telephone: Essex 5-2152

BRAND NEW ELECTRONIC PHOTO FLASH

100 Watt Sec. \$19.95

Ship Wt. 50 lbs.

- Operate on 12 or 24 Volts
- Complete Strobe Housing
- SYLVANIA A-1073 Strobe
- Instruction Manual

HERSHEL Radio Co., 5249 Gr. River, Det. 8, Mich.

R/C DUAL PROPORTIONAL KITS

Ace R/C Kits are available for the largest variety of Radio Control Transmitters and Receivers and related equipment. Transmitter and Receiver kits begin at \$7.95 for COMPLETE kits—only extras to buy are batteries. Write for Free catalog 56-2E.

Ace R/C East Ace Radio Control Ace R/C West
Box 1661 Box 301 Box 18
Burlington, N. C. Higginsville, Mo. Carmichael, Cal.

RAD-TEL SUPER SPECIAL! 5" PICTURE TUBE

5FP7 RCA Cathode Ray Tube with 53° Deflection

Neck dia. 1 3/8", base shell metal 8-pin. Features long persistence for either low speed non-recurring signals or high speed recurring signals; 2 or more signals can be observed with suitable switching.

FREE TUBE CATALOG listing 400 high quality tube types. Write Dept. PE-10.

RAD-TEL TUBE CO., 115 Colt St., Irvington 11, N. J.

79c ea. ca.

Brand New RL-42 Antenna Reel and Motor



1/4 H.P. 24 V. DC motor (will also operate on AC) with gear reducer & reversing. This is the one used to build the coil winders. Ship. wt. 1 1/2 lbs. 6 in original packing. Ea.

\$1.95

10 for \$17.50

Include Postage

MONEY BACK GUARANTEED
If Returned Prepaid within 10 Days

ESSE RADIO CO. 42 West South St.
Indianapolis 25, Indiana

1956 CRESCENT HI-FI CHANGER



3 SPEED INTERMIX 7-10-12.
4 POLE MOTOR—G.E. CARTRIDGE.
MONEY BACK GUARANTEE. ALL MERCHANDISE IN ORIGINAL FACTORY CARTONS.

DIAMOND SALE
CLIP IN DIAMOND FOR G.E. CARTRIDGE 13.00.
CHANGER 24.95. HEAVY WOODEN BASE FOR CRESCENT CHANGER 4.95.

Send Check or Money Order. F.O.B. Van Nuys, Calif.

THRIFTY TV SUPPLY CO.

13647 BURBANK BLVD. VAN NUYS, CALIF.


A Complete Line of Miniature Transistor Transformers!!

46 Types	Available	Made In U.S.A.	Only \$2.69 Each
Stock #	Type	Price	Sec. D.C. Ma.
TO-12	Output	20,000	8 .5
TO-13	Output	20,000	3.2 .5
TD-11	Interstage	20,000	1,000 0
TO-21	Output	5,000	100 1
TO-23	Output	2500	11 10
TO-26	Output	500CT	16 0
TO-27	Output	500CT	3.2 0
TI-32	Input	3	4,000 0
MO-60	Output	4,000CT	8 4
MO-61	Output	4,000CT	3.2 4
MO-62	Output	3,500	200 1
MO-68	Output	500CT	16 0
MI-73	Input	200	2,000CT 2
TD-15	Interstage	10,000	3,000CT 0

Send For Our Complete Listing Of Transistor Supplies
SPECIAL OFFER: 7-INCH LOOPSTKS—ONLY 49c EACH
Grove Electronics, 4103 W. Belmont, Chicago 41, Ill.

**POPULAR
ELECTRONICS**

BARGAIN BASEMENT
SAVE ON THESE SPECIAL BUYS OF THE MONTH



**LITTLE "JEWEL"
RELAY**

The Mighty Mite of the R/C field. Weighs less than 1/2 oz. Only 3/4" H x 17/32" W x 1-1/16" L. Highly sensitive—extremely rugged. Pulls at 1.4 Ma—drops out 1.2 Ma D.C. S.P.D.T. 5000 ohm coil.

F-260.....Net 2.75

Lafayette Radio 100 SIXTH AVE. DEPT PE1
BOSTON 10, MASS. 110 Federal St.
NEWARK 2, N. J. 24 Central Ave.
PLAINFIELD, N. J. 139 W. Second St.
BRONX 56, N. Y. 542 E. Fordham Rd.
Include postage with order



"TAB" SPECIALS

FT243 Crystal Buy

Six (6) FT243 crystals mounted and in holders. Each a different frequency. Mfg'd to rigid gov't specs. "TAB" @ SIX/\$1.

SPECIAL—Sylvania Crystal Diode IN21 @ 5 FOR \$1

New THOR 1/4" Electric Speed Drill
Powerful, perfectly balanced Jacobs geared chuck. Ball bearing operation. 2400 RPM—115V AC/DC. With 9 drill bits in case. MODEL 201J, Reg. \$19.95; "TAB" @ \$14.25.



"TAB" 111 Liberty St., N. Y., 6, N. Y.
Dept. 10B Rector 2-6245

**WESTINGHOUSE
OIL-FILLED CONDENSER**

15 MFD
600 VDCW

Cat. No.
CAY181758-10
Ceramic Pillars

CASE SIZE 3 1/2" HIGH X 3" WIDE X 2 1/2" THICK
Include Postage

LOTS OF 1000 **85¢**
98c Lots of 100
\$1.25 Lots of 25
\$1.49 EACH

17 WARREN ST.
N. Y. C. 7, N. Y.
Tel: WOrth 4-0865

A. MOGULL CO.

3 SPEED MOTOR AND ARM

Monarch (Famous Made-in-England Brand) 3 speed motor and turn table plus a genuine Webster tone arm with turnover cartridge and dual precision tipped needles. Brand new 100% guaranteed Reg \$15.00 retail value

Order Stock
No. AS-205
\$5.78
odd 50¢ for postage

OLSON RADIO WAREHOUSE,
275A E. MARKET ST. AKRON 8, OHIO

EXCLUSIVE WITH LEKTRON!

3 IN 1 TRANSISTOR RADIO KIT

Sun Powered, Mercury Cell-Powered or Dual-Powered pocket radio. Sensitive, selective, with ample power. Sun Battery for daylight operation (operates from 100 W lamp, too), mercury cell for night—outlasts regular batteries 5 times! ALL PARTS MOUNTED... only MINUTES in assemble! Pre-drilled styrene cabinet, hi-gain transistor, loopstick, mini, variable condenser, phone jacks, switch, knob, wire, hardware and step-by-step instructions. Ship, wt., 1 lb. See our other ads!

LEKTRON SPECIALTIES
28 GARDINER STREET CHELSEA 50, MASS.

RADIO CONTROL Headquarters

For model airplanes, boats, cars, etc. FREE CATALOG "P" No operator's license required. FREE—SEND FOR FCC FORM 505 Garage Door Radio Control Transmitters & Receivers Kits Available.

R/C TRANSMITTER & RECEIVER KIT
27 1/4 Mc. 5 Watt 2-Tube Simple Transmitter & Supersens. 2-Tube Simple Receiver—Parts incl. Drilled Bases Wound Coil, Res., Cond., SIGMA Relay, Instruc. Only **\$9.95**

SIGMA 4F RELAY, 8,000 ohm, \$3.85; 6 Reed Relay... \$14.95
2-6V Battery Charger Kit \$4.95; wired... 6.95
R/C BOOKS: Model Control \$1; Radio Control \$3; Handbook... 2.25
CRYSTALS: 27.255 Mc. Petersen 29A \$3.95; HOLDER... 1.15
2" METERS, 150 MicroA, \$3.95; 500 MicroA... 3.95

RELAY CONTROL UNIT incl. Sensitive 10,000 ohm Sigma Relay (1 1/2 Ma) Thermal Bimetal Strip, Heating Element, Hi Z Audio Choke, Mini Alnico V Magnet, Neon Lamp, Resistors, Capacitors... only .99

TUBES: XFG1, RK61, 3A4, 3A5, 1A64, 6K4—TRANSISTORS
Storage BATTERIES: Mini, 6V, NT6, \$2.45; 2 Volts 27A/Hour... 1.75
Diehl PM MIDGET MOTOR, 27 VDC 10,000 RPM, 2"x1"x1" 1.95
Sigma RELAYS, 10K ohm 2 Ma DC or 110V AC SPDT 95c; SPST .85

GYRO ELECTRONICS
325-P CANAL ST., N. Y., 13, N. Y.

Classified

RATE: 50¢ per word. Minimum 10 words prepaid. December issue closes October 3rd. Send order and remittance to: POPULAR ELECTRONICS, 365 Madison Avenue, N. Y. C. 17.

FOR SALE

TUBES—Parts 80% off—Free List. Federal 986, 18th Ave., Newark, N. J.

COMPLETE Television sets \$11.95. Jones TV, 1115 Rambler Avenue, Pottstown, Pa.

TUBES-TV, Radio, Transmitting And Industrial Types At Sensibly Low Prices. New, Guaranteed 1st Quality Top Name Brands Only. Write For Free Catalog or call Walker 5-7000, Barry Electronics Corp., 512 Broadway, New York 12N, N. Y.

DIAGRAMS for repairing radios \$1.00, Television \$2.00. Give make, model. Diagram Service, Box 672-PE, Hartford 1, Conn.

DIAGRAMS! Repair Information! Radios—Amplifiers—Recorders \$1.00. Televisions \$1.50. Give Make, Model, Chassis, Norelco-Philips and Amperex tubes in stock! TV Mittle, Box 101-PE, Hicksville, New York.

"AUTOMATIC Garage Door Control" book; standard parts; radio or post control. Complete instructions, exploded view, photos; \$1.50. R-L Books, 13339-C Debby, Van Nuys, California. Guaranteed!

WALKIE-TALKIE. Build wireless portable radiophone for less than \$10.00. Plans for variable frequency and crystal control types, only 50¢ for both. Springfield Enterprises, Box 54-E10, Springfield Gardens 13, N. Y.

TRANSISTOR devices, walkie-talkies, VHF AM-FM portable radios, wireless mikes, etc. at wholesale prices direct from our factory. Free literature. Springfield Enterprises, Box 54-E10, Springfield Gardens 13, N. Y.

"15 TESTED One-tube Circuits," catalog and "Radio-builder" magazine—25c. Laboratories, 328-L Fuller, Redwood City, California.

BUY Surplus radios, receivers, electronic, radar equipment. Direct from Government. List \$1.00. Box 1842AT Hartford 1, Connecticut.

DIODES, GEIN70, for crystal sets etc. Brand new. Two for \$1.00 postpaid. Miniradio, Box 468 Gainesville, Georgia.

TRANSISTORIZED code practice oscillator kit \$7.00. Simpli-Kit, Box 488, Chipley, Florida.

NEW! Transistor code oscillators, professional Key and code sheet, \$6.00 postpaid. Stout, 2241-A E. Broadway, Muskegon, Michigan.

RADIO Experimenters Bread Board With 2 Diodes, 5 Crystals, 5 Coils, Circuits and Condenser \$2.00 Post Paid. With Phone \$4.00 Post Paid. Small Radio Lab, 1331 Tyler, Topeka, Kansas.

TRANSISTORIZED Allwave Radio. 12,000 Mile Range Kit \$7.95. Transistorized F-M radio kit less Transistor \$9.95. (Send Stamp for Information About The World's Smallest Thimble Radio.) Ekeradio, 646 North Fair Oaks, Pasadena, California.

ELECTRIC Guitars, Amplifiers, wholesale, Free Catalog, Carvin, PE287, Covina, Calif.

BUILD electronic brain. Complete plans \$3.00. Kits made to your order. E.B.E. 1015 Atkin Ave., Salt Lake City 6, Utah.

ONCE In A Lifetime Offer. \$10.00 For a Variable Dividing Network, With Separate Gain Controls For Hi And Lo Speakers, Completely Wired And Ready To Use. Please No C.O.D.'s. Dealers Deduct 10% In Lots Of 6 Or More. Halk Electronics, Box 3102, Van Nuys, Calif.

ELECTRIC Pencil: Engraves all Metals, \$2.00. Beyer Mfg. 10511-P Springfield, Chicago 43.

THREE Experimental Transistors, Four carbon microphones, Three 1N34-A diodes, or Two ferrite loopsticks. Any items \$1.00 Postpaid. All above \$3.50. Electronic Outlet, 3-G Wolcott Ave., Lawrence, Mass.

BUILD four-CK722 transistor "bedside" radio! 2 1/2" square! Headphone speaker! Room volume! Stations Remote! No "outside antenna"! No Transformers! Plans \$3.00. D. W. Bush, 2345 South El Camino Real, San Clemente, California.

UNPRECEDENTED album of 10 illustrated transistor pocket radio plans. Basic through speaker superhet radio circuits. \$2.00, Cook, 4003-E Roosevelt, Midland, Texas.

TAPE Recorded Code Course, None other comparable. Novice \$11, Details on request, Tapedcode, Box 31, Langhorne, Pa.

WANTED

CYLINDER and old disc phonographs. Edison, Conqueror, Idella, and Oratorio models. Berliner Gramophones and Zono-o-phones, Columbia cylinder Graphophones, and Coin-operated cylinder Phonos. Want old catalogues and literature on early phonos prior to 1919. Will pay cash or trade late hi-fi components. **POPULAR ELECTRONICS**, Box 50.

TUBES and equipment bought, sold and exchanged. For action and a fair deal write B. F. Gensler, W2LNI, 56 Crosby St., N. Y., 12N, N. Y.

ANY Gear To Sell? Rex Pays Like—! Wanted—Surplus Military and Commercial Aircraft Electronics: BC-788, I-152, ARN-7, ARC-1, ARC-3, transmitters, receivers, test equipment, etc.! Wanted—Electronic Tubes: Broadcast, transmitting, receiving, Magnetrans, Klystrons, miniature, sub-miniature, ruggedized, etc.! Top Prices Paid! For Fattest Checks—Sell to Rex! Write or phone description for immediate action. P. E. Sanett, W6REX, 1524 S. Edris Drive, Los Angeles 35, Calif. Phones: REpublic 5-0215, CRestview 1-3856.

HELP WANTED

EXTRA Cash Spare Time! Sell exclusive magic cushion shoes. Over 153 styles. No investment. No experience. Steady repeats. Commissions to \$4.00 pair, plus bonus, paid vacations. Free outfit. Paragon Shoes, 79-R, Sudbury, Boston.

INVENTIONS WANTED

INVENTIONS wanted. Patented; unpatented. Global Marketing Service, 2420 77th, Oakland 5, Calif.

BUSINESS OPPORTUNITIES

TO \$100.00 Weekly. Sparetime, Home Operated Mail-order Business, Successful "Beginner's" Plan. Everything Supplied. Lynn, 10420-E National, Los Angeles 34.

VENDING Machines—No Selling. Operate a route of coin machines and earn amazing profits. 32-page catalog free. Parkway Machine Corporation, Dept. 12, 715 Ensor St., Baltimore 2, Md.

\$150 WEEK—easy! Start home Venetian Blind Laundry. Revealing book free. E. O. Co., 101 So. 44th, Philadelphia 4, Penna.

EXCEPTIONALLY Profitable Opportunity in Tape Recording. Free Information. Baron's Recording, Lynden, Washington.

BECOME Tax Consultant. Graduates earn \$3,000 every tax season preparing returns evenings. State approved. Union Institute, 68 Hudson, Hoboken 3N, N. J.

PLATE Baby Shoes, jewelry, gifts, bronze and colored pearl. Free booklet. Thompson, 11029 South Vermont, Los Angeles 44, Calif.

BUY Wholesale! Resell at big profits. Brand name merchandise — Appliances, cookware, housewares, Watches, jewelry, dry goods, clothing, sporting goods, toys, gifts, etc. Free 1957 color catalog listing over 1001 items with confidential cost sheet. Merit Home Products, Dept. PE 10, 107 Manhattan Ave., Brooklyn 6, N. Y.

EMPLOYMENT INFORMATION

JOBS—High Pay. South America, the Islands, USA, foreign countries. All trades. Clerical, labor, engineers, drivers, others. Women also. Fare paid. Application forms. For information. Write Section 92B, National Employment Information, 1020 Broad, Newark, N. J.

INSTRUCTION

OPPORTUNITY! Complete high school at home in spare time with 59-year-old school. Texts furnished. No classes. Diploma. Information booklet free. American School, Dept. X756, Drexel at 58th, Chicago 37, Ill.

FINISH High School at home, spare time. No classes. Diploma awarded. Write for Free catalog. Wayne School, Catalog HET-14, 2527 Sheffield, Chicago 14.

LEARN Advertising—America's Highest Paid Profession. Botts Advertising, 1211 Laura PE, Wichita, Kans.

LEARN to fit Hearing Aids, or Scientific Massage—Diplomas, Box 3611; Oklahoma City 6.

PASS amateur theory exams. Check yourself with sample FCC-type questions & novice & general class examinations. All for only 50c. American Electronics, 1203E Bryant Ave., New York 59, N. Y.

TAPE RECORDERS

RECORDERS, Tape, Hi-Fi. Wholesale Prices. Catalogue. Kerstin, 215 E. 88 St., N. Y. C. 28.

PRE-RECORDED Tapes, Low price recording tape. Accessories, Catalog, Eisco Sales, 270-A Concord Avenue, West Hempstead, N. Y.

TAPE Recorders, Tape, Unusual Values. Free Catalog. Dressner, 69-02F, 174 St., Flushing 65, N. Y.

RECORDS

PHONOGRAPH Records Cheap. Catalogue. Paramount, TD-313 East Market, Wilkes-Barre, Penna.

MISCELLANEOUS

SONGPOEMS and Lyrics Wanted! Mail to: Tin Pan Alley, Inc., 1650 Broadway, New York 19, N. Y.

LEARN While Asleep! Details free. Research Association, Box 610, Omaha.

INSUFFICIENT time to complete your kit. For prices write Theodore Winkel, 607 East St., Madison, Ind.

GUARANTEED 100 Double Edge Blades. Finest Quality \$1.00. United, Box 7, Corona 68, N. Y.

COMPLETE Pocket Printer, Pad, Handy Carrying Case, Three Lines \$1.00—500 Distinctive Useful Gummied Name & Address Labels \$1.00. United, Box 7, Corona 68, N. Y.

ACT Quickly. Television Hi-Voltage Indicators 99c. \$6.50 doz. PP UHF-TV Single Bowtie Antenna \$2.99 ea. Double \$5.00 PP. Deuble, 3246 Baseline, Grand Island, N. Y.

Always say you saw it in—**POPULAR ELECTRONICS**

How to Demonstrate Your Hi-Fi

(Continued from page 43)


sound" that has been cut into vinylite discs, courtesy of the organ, are Audiophile's *Organ Music* (AP-9) and Vox's *The Cadet Chapel Organ* (DL-210). The Audiophile release is cut for microgroove (.001) stylus but runs at 78 rpm. This is said to be good for frequency response, especially on highs, but may put an extra tracking burden on your pickup, particularly during high amplitude passages. Therefore, Audiophile Records recommends the AP-9 for playing on professional-type turntables with carefully weighted arm and top-quality pickup. The reading of the Bach works on AP-9 is sturdy, forthright, and shows a lively appreciation of the drama inherent in this music. Selections include the *Tocatta and Fugue in D Minor*, and the *Prelude and Fugue in E Minor*.

The all-Bach program on the Vox release contains fairly familiar music, but artist and recordist combine to provide a new excitement, amounting to a rediscovery of the breadth and dimension of Bach. The organ in the Cadet Chapel at the U.S. Military Academy, West Point, N.Y., is the world's fourth largest, with over 14,000 pipes, 1800 miles of wiring, and a 60-horsepower blower unit. The music made by this titan is—in a word—titanic. It was recorded with some of the hall reverberation present in the chapel. If you can let go at full room volume on your rig, you may experience some of the feeling of being in the live hall. It's almost not like listening to a record at all. Warning: both of the above records will put bass strain on any but a good speaker system.

Coda. It was the 17th century philosopher Spinoza who pointed out that "... music is ... neither good nor bad to the deaf." The wisdom of this dictum is apparent to anyone who has observed a hi-fi'er "listening" to a sound system by studying trace patterns on an oscilloscope. To be sure, a system which reproduces an undistorted square wave will do very nicely with music—but you'll never really know until you listen to music. The best record-making in the world and the best hi-fi system money can buy mean relatively little if their main purpose—that of providing music—be obscured. The "complete hi-fi'er" may be the one who can balance decibels with triads in a listening and participating approach that tempers response curves with a healthy dose of melodies and rhythm. It is in this spirit that the above examples of recorded sound have been presented.

-50-

October, 1956



ELECTRONIC TECHNICIANS

ARE IN DEMAND
TRAINED MEN ARE NEEDED NOW!

In just 15 months you can complete Electronic Technicians training to enter this ever-growing industry. Day or evening classes.

Opportunity for employment in local industry. Approved for Korean Veterans.

Terms beginning January, April, July, September

Write for Catalog 224 TODAY

INDIANAPOLIS ELECTRONIC SCHOOL

312 E. Washington St.

Indianapolis 4, Indiana

TALK - LISTEN - AROUND THE WORLD!



RADIO AMATEUR TRANSMITTER-RECEIVER

SENDS AND RECEIVES THOUSANDS OF MILES ON Amateur 80 and 40 meter bands—also, Aircraft and foreign bands (3 to 8 mc). PORTABLE SELF-CONTAINED BATTERY POWERED! NO AC PLUG-INS. NO DANGEROUS HI-VOLTAGES. Low cost battery lasts for MONTHS. Crystal controlled transmitter—power input up to 5 watts—ENOUGH TO TALK 1 MILE OR 1000. REGENERATIVE RECEIVER pulls in weakest stations. Front Panel Send-receive switch—

No troublesome relays or complicated hookup. Uses any standard antenna. Size only 6"x4"x4" Wt. 3 lbs. TESTED—PROVEN—SIMPLIFIED—PRACTICAL—SAFE for radio beginners (NOVICE). Easy to get license. Full information included.

SEND ONLY \$5.00 (bill, check, m.o) and pay postman \$9.95 C.O.D. postage on arrival or send \$14.95 and we will send postpaid. Complete kit includes all parts, tubes, rolls, full instruction, less batteries and crystal—or COMPLETELY WIRED AND TESTED FOR \$19.95! Rush order today—NOW!

WESTERN RADIO DEPT. BNE-10 KEARNEY, NEBRASKA

RADIO COURSES

- FCC LICENSE PREPARATION
- COMMERCIAL
- AMATEUR
- CODE BRUSH-UP
- THEORY
- TELEVISION AND RADIO SERVICING

Residence Courses Only
Personal Counseling Approved for Veterans

YMCA TRADE & TECHNICAL SCHOOL OF N. Y.

15 West 63 St. New York 23, N. Y.

EN 2-8117

Catalog P. E.

53rd Year

LEARN PLASTICS



COMPLETE LOW COST SHOP METHOD HOME TRAINING NOW AVAILABLE

Get in on Big Money opportunities in Plastic molding, casting, forming, carving, etc. Earn as you learn with Interstate's professionally prepared course. All plastic materials furnished.

WRITE FOR FREE BOOKLET

INTERSTATE TRAINING SERVICE

DEPT. C-95, PORTLAND 13, OREGON

Shrinks Hemorrhoids New Way Without Surgery

Science Finds Healing Substance That Relieves Pain—Shrinks Hemorrhoids

For the first time science has found a new healing substance with the astonishing ability to shrink hemorrhoids and to relieve pain—without surgery.

In case after case, while gently relieving pain, actual reduction (shrinkage) took place.

Most amazing of all—results were so thorough that sufferers made astonishing statements like "Piles have ceased to be a problem!"

The secret is a new healing substance (Bio-Dyne*)—discovery of a world-famous research institute.

This substance is now available in *suppository* or *ointment* form under the name *Preparation H**. Ask for it at all drug counters—money back guarantee.

*Reg. U.S. Pat. Off.

131

WRITE FOR NEW BONUS CATALOG

1000's of Un-Advertised Specials

NEW "TABLITE" ELECTRONIC FLASH KITS

AC & Battery Operation Inbuilt
All in One Camera Case



MODEL 400B, 60 Watt Sec'd, color 75+, B&W 225+, Recycles 2 sec'd, less than 4 lbs. @ \$29.95
"TAB"
MODEL 600B, 120 Watt Sec'd, color 100+, B&W 300+, Recycles 5 sec'd, less than 5 lbs. @ \$44.95
"TAB"
Two (2) 240 VOLT BATTERIES @ \$10
Kits Assembled, Additional @ \$10

Write for Complete Details and Specifications

KITS! KITS!

Each "TAB" Kit Contains the Finest Selection of Top Quality Components in the Most Popular Values & Sizes

EXTRA: Free Kit with Each \$10 Kit Order

25 Precision Resistors
10 Switches
25 Knobs
75 Carbon Resistors*
36 Panel Lamps
10 Electrolytic Cond's
15 Volume Controls
25 Tube Sockets
50 Tubular Condensers
500 Lugs & Eyelets
10 Bathtub Oil Cond's
5 lbs. Surprise Package
10 Transmitt Mica Cond's
40 Insulators

25 Power Resistors
65 Mica Condensers
5 Crystal Diodes
250 ft. Hook Up Wire, Ass't'd
100 Fuses
35 Ceramic Condensers
10 Rotary Switches
6 Crystals
60 Inductors & Coils
5 Microswitches
10 Wheat Lamps
* In Plastic Box

1,000's OF SATISFIED CUSTOMERS

EACH KIT ONLY **99¢**

Every Kit Sold on "TAB" Money Back Guarantee



"TAB" FINEST HI-FI RECORDING TAPE

7" Reel—1200 Ft. Per Reel \$1.45 Lbs
Sold on Money Back Guarantee

Highest quality Hi-Fi Precision Coated & Silt. FERRO-SHEEN processed, quality controlled, constant output. Noise FREE, Splice FREE Plastic Tape. Free 7 1/2 IPS, 40-15K Oxide Wnd in..... "TAB" @ \$1.59 ea., 3/\$1.50 ea.

NEW VARIABLE 0 to 6 & 12 VOLT/12 AMP

DC Power Supply

Battery Eliminator, Charger, Model RR. Plates Aircraft, Marine or any DC requirement. Extra Hwy. duty Selenium Rectifier, 2 meters V & A. Designed for cont. service & up to 20 amps intermittent overload.
MODEL T612V12AC \$33.00



TUBES TESTED Guaranteed

OUR 12th YEAR IN BUSINESS

0A2	.70	6AQ5	.45	6S4	.45	12AX4	.70
0Z4	.42	6AS5	.75	6SA7	.45	12AX7	.55
1B3	.60	6AT6	.35	6SH7	.40	12BH7	.65
1L4	.40	6AU4	.75	6SJ7	.45		
1R5	.49	6AU6	.40	6SK7	.45		
1S4	.64	6AX4	.60	6SL7	.55	CK1026	3.25
1S5	.40	6BA6	.45	6SN7	.55	12BY7	.70
1T4	.43	6BC5	.45	6ST7	.39	12SA7	.65
1U4	.45	6BE6	.45	6T4	1.00	12SK7	.43
1U5	.40	6BF5	.50			12SN7	.55
1X2A	.60	6BG6	1.12	1N21	.25	12SQ7	.45
2V3	.75	6BK5	.75			14A7	.55
3A4	.48	6BL7	.80	6TR	.75	19BG6	1.25
3A5	.75	6BN6	.65	6U8	.75	25B06	.90
3Q4	.45	6BQ6	.90	6V6	.45	25Z6	.45
3V4	.55	6BQ7	.85	6W6	.55	35L5	.50
5U4G	.42	6C4	.35	6X4	.30	35L6	.50
5Y3G	.65			7A8	.50	35WA	.45
6AB4	.40	2D21	.75	7C5	.75	50A5	.45
6AC7	.64			7F7	.55	50A5	.45
6AQ5	.45	6CB6	.48	7F8	.68	50B5	.55
6AH4	.75	6CG	1.12	7N7	.85	50C5	.45
		6H6	.45	7Q7	.75	50L6	.40
		6J5	.38	12AT6	.40	75	.45
		6K6	.39	12BT7	.45	76	.40
		6K7	.35	12AU7	.50	77	.40
		6L6	.65	12AV6	.35	117L7/N7	1.75

INFRARED SNOOPERSCOPE

SEE IN DARK TUBE



Selected, GTD & Tested for resolution, 1st class image converter viewing tube. Hi-sensitivity simplified design 2" dia. Willemite screen—Hi-Resolution, Tube & Italia @ \$4.75; 2/59

SNOOPERSCOPE POWER SUPPLY

Model PS2001—4500VDC Supply using dual doubler ckt. Housed in metal cabinet. \$21.95
Kit, Same as above, parts only, less cabinet. \$13.95

TELEPHONE INTERCOM SYSTEM, 2 way, extremely sensitive up to one mile. Complete with 2 Batteries, 50 ft. double wire, wall brackets. Special @ \$2.98

"TAB"

TERMS: Money Back Gtd. (cost of mds. only), 55 min. order F.O.B. N.Y.C. Add shpg. charges or for C.O.D. 25% Dup. Tubes Gtd. via R-Exp. only. Prices shown are subject to change.

Dept. 10PE6, 111 Liberty St., N.Y. 6, N.Y., Rector 2-6245

ADVERTISER'S INDEX

ADVERTISER	PAGE NO.
Ace Radio Company	128
Acme Model Engineering Co.	113
Algeradio Electronics Co.	128
Allied Radio Corp.	8, 9, 115
Atomic Engineering Corp.	32
Audak Company	39
Bailey Technical Schools	114
Bell Sound Systems, Inc.	26
British Industries	3
Burstein-Appelbee Co.	122
Capitol Radio Engineering Institute	97
Central Technical Institute	31
Cisin, Harry G.	127
Cleveland Institute of Radio Electronics	25
Columbia Electronics	118
Coyne Electrical School	5, 34
DeVry Technical Institute	11, 29
Editors & Engineers, Ltd.	119
Electronic Instrument Co., Inc. (EICO)	40
Electronic Measurements Corp.	30
Electro-Voice	33
Esse Radio Co.	109, 128
G & H Wood Products Co., Inc.	37
Garfield Company, Oliver	22, 23
Gonset Company	112
Granham School of Electronics	106
Greenlee Tool Co.	119
Grove Electronics	128
Gyro Electronics	129
Halliercrafters	27
Harmon-Kardon, Inc.	103
Hawkins Co., P. E.	126
Health Company	92, 93, 94, 95
Hershel Radio Co.	104, 108
Indiana Technical College	118
Indianapolis Electronic School	131
International Correspondence Schools	13
International Crystal Mfg. Co.	24
International Rectifier Corp.	38
Interstate Training Service	131
Johnson Co., E. F.	117
Karlson Associates	112
LMB	126
Lafayette Radio Corp.	16, 17, 128, 129
Laktron Specialties	113, 129
Lithographing Institute	118
Linthrop Mfg. Co.	127
McGraw Hill Book Co., Inc.	19
Major Brand Tube Co.	105
Midway Company	124
Miller, Gustave	124
Milwaukee School of Engineering	36
Mini-Tronics Co.	126
Mogull Co., Alexander	129
Monitor Radio	119
Mosley Electronics, Inc.	124
Moss Electronics Distributing Co., Inc.	3rd & 4th Covers
National Electronics	128
National Radio Institute	99, 100
National Schools	15
North American Phillips	35
Olson Radio Warehouse	129
Orradio Industries	2nd Cover
Pacific States University	126
Pentron Corporation	34
Philadelphia Wireless Technical Institute	113
Popular Boating	121
Precision Electronics	14
Progressive "Edu-Kits," Inc.	111
Quality Electronics	126
RCA Institutes	21
Radio Shack Corporation	101
Radio TV Training Association	7
Rad-Tel Tube Co.	128
Ra-Tech Labs.	114
Raytheon Manufacturing Co.	10
Reefiner Corporation	91
Regency Division, I.D.E.A., Inc.	127
Rider Publishing Co., Inc. John F.	28
Rinehart Books	123
Rockbar Corporation	20
Sams, Howard W.	108
Springfield Enterprises	122
Stanley Electronics	135
Sylvania Electric Products	18
"TAB"	132
Thrifty TV Supply	20
Tube Mart, The	127
TV Super Mart	128
U. S. Air Force	107
University Loudspeakers	106
V.S.I. Television School	124
Vaco Products Company	114
Vanderbilt Technical College	137
Video Electronics Co.	117
Viking of Minneapolis	6
Western Radio	124, 131
Whitehall Pharmacal Co.	131
World Radio Labs	125
YMCA Trade Schools	131

Superior's New Model 670-A

SUPER-METER



A COMBINATION
VOLT-OHM MILLIAMMETER
plus CAPACITY REACTANCE
INDUCTANCE AND DECIBEL
MEASUREMENTS

ADDED FEATURE:
Built in ISOLATION TRANSFORMER reduces possibility of burning out meter through misuse.

SPECIFICATIONS:

D.C. VOLTS: 0 to 7.5 15 75 150 750 1,500/7,500 Volts
A.C. VOLTS: 0 to 15 30 150 300/1,500 3,000 Volts
OUTPUT VOLTS: 0 to 15 30 150 300 1,500 3,000 Volts
D.C. CURRENT: 0 to 1.5 15 150 Ma. 0 to 1.5 15 Amperes
RESISTANCE: 0 to 1,000 100,000 Ohms 0 to 10 Megohms
CAPACITY: .001 to 1 Mfd. 1 to 50 Mfd. (Good-Bad scale for checking quality of electrolytic condensers.)
REACTANCE: 50 to 2,500 Ohms 2,500 Ohms to 2.5 Megohms
INDUCTANCE: .15 to 7 Henries 7 to 7,000 Henries
DECIBELS: -6 to -18 -14 to -38 -34 to -58

The Model 670-A comes housed in a rugged crackle-finished steel cabinet complete with test leads and operating instructions.

28⁴⁰

Superior's New Streamlined Model TC-55

TUBE TESTER



QUICKLY AND EFFICIENTLY TESTS RADIO AND TV TUBES INCLUDING: SEVEN PIN MINIATURES; EIGHT PIN SUBMINARS, OCTALS AND LOCTALS; NINE PIN NOVALS

YOU CAN'T INSERT A TUBE IN THE WRONG SOCKET.

It is impossible to insert the tube in the wrong socket when using the new Model TC-55. Separate sockets are used, one for each type of tube base. If the tube fits in the socket it can be tested.

"FREE-POINT" ELEMENT SWITCHING SYSTEM.

The Model TC-55 incorporates a newly designed element selector switch system which reduces the possibility of absence of an

absolute minimum. Any pin may be used as a filament pin and the voltage applied between that pin and any other pin, or even the "top-cap."

CHECKS FOR SHORTS AND LEAKAGES BETWEEN ALL ELEMENTS. The Model TC-55 provides a super sensitive method of checking for shorts and leakages up to 5 Megohms between any and all of the terminals.

ELEMENTAL SWITCHES ARE NUMBERED IN STRICT ACCORDANCE WITH R.M.A. SPECIFICATION.

One of the most important improvements, we believe, is the fact that the 4 position fast-action snap switches are all numbered in exact accordance with the standard R.M.A. numbering system. Thus, if the element terminating in pin No. 7 of a tube is under test, button No. 7 is used for that test.

The Model TC-55 comes complete with operating instructions and charts. Use it on the bench—use it for field calls. A streamlined carrying case, included at no extra charge, accommodates the tester and book of instructions.

26⁹⁵

ABOUT TESTING PICTURE TUBES . . .

Of course you can buy an "adapter" which theoretically will convert your standard Tube Tester into a picture-tube tester. Sounds fine—but—It simply doesn't work out that way! We do not make nor do we recommend use of C.R.T. adapters because a Cathode Ray Tube is a very complex device and to properly test it, you need an instrument designed exclusively to test C.R. Tubes and nothing else. As compared to a make-shift adapter, which sells for about five dollars, our Model TV-40 C.R.T.

Tube Tester sells for \$15.85. But, if you believe that Television is here to stay, then you must agree that the difference in price is more than justified by the many years of valuable service you will get out of this indispensable instrument. Incidentally, the Model TV-40 is the ONLY low-priced C.R.T. Tube Tester, which includes a real meter. Neons are fine for gadgets and electro-line testers, but there is no substitute for a meter with an honest-to-oodness emission reading scale.

Superior's New
Model TV-40

PICTURE TUBE TESTER

Tests ALL magnetically deflected tubes . . . in the set . . . out of the set . . . in the carton!

- Tests all magnetically deflected picture tubes from 7 inch to 30 inch types.
- Tests for quality by the well established emission method. All readings on "Good-Bad" scale.
- Tests for inter-element shorts and leakages up to 5 megohms.
- Test for open elements.

EASY TO USE: Simply insert line cord into any 110 volt A.C. outlet, then attach tester socket to tube base (Ion trap need not be on tube). Throw switch up for quality test . . . read direct on Good-Bad scale, switch down for all leakage tests.

Model TV-40 Picture Tube Tester comes absolutely complete — nothing else to

buy. Housed in round cornered, molded bakelite case. Only

15⁸⁵

SHIPPED ON APPROVAL NO MONEY WITH ORDER — NO C.O.D.

We invite you to try before you buy any of the models described on this and the following page. If after a 30 day trial you are completely satisfied and decide to keep the Tester, you need send us only the down payment and agree to pay the balance due at the monthly indicated rate. (See other side for time-payment schedule details.)

**NO INTEREST
OR FINANCE
CHARGES ADDED!**

If not completely satisfied, you are privileged to return the Tester to us, cancelling any further obligation.

**SEE OTHER
SIDE**

CUT OUT AND SEND POSTAGE-FREE AIR MAIL CARD TODAY!

All prices net, F.O.B., N.Y.C.

FIRST CLASS

Permit No. 61430

New York, N. Y.

BUSINESS REPLY CARD

No Postage Stamp Necessary if Mailed in the U. S.

VIA AIR MAIL

POSTAGE WILL BE PAID BY —

MOSS ELECTRONIC DIST. CO., INC.

3849 TENTH AVENUE

NEW YORK 34, N. Y.

Superior's new Model TV-11 **STANDARD PROFESSIONAL TUBE TESTER**



- ★ Tests all tubes including 4, 5, 6, 7, Octal, Lock-in, Peanut, Benlam, Hearing Aid, Thyatron Miniatres, Sub-miniatres, Novals, Sub-minars, Proximity fuse tubes, etc

★ Uses the new self-cleaning Lever Action Switches for individual element testing. Because all elements are numbered according to pin-number in the RMA base numbering system, the user can instantly identify which element is under test. Tubes having taped filaments and tubes with filaments terminating in more than one pin are truly tested with Model TV-11 as any of the pins may be placed in the neutral position when necessary.

- ★ The Model TV-11 does not use any combination type sockets. Instead individual sockets are used for each type of tube. Thus it is impossible to damage a tube by inserting it in the wrong socket.
- ★ Free-moving built-in roll chart provides complete data for all tubes.
- ★ Newly designed Line Voltage Control compensates for variation of any Line Voltage between 105 Volts and 130 Volts.
- ★ **NOISE TEST:** Phono-jack on front panel for plugging in either phones or external amplifier will detect microphonic tubes or noise due to faulty elements and loose internal connections.

EXTRA SERVICE — The Model TV-11 may be used as an extremely sensitive Condenser Leakage Checker. A relaxation type oscillator incorporated in this model will detect leakages even when the frequency is one per minute.

The model TV-11 operates on 105-130 Volt 60 Cycles A.C. Comes housed in a beautiful hand-rubbed oak cabinet complete with portable cover.

47⁵⁰

Superior's New Model TV-12 **TRANS-CONDUCTANCE TUBE TESTER**



TESTING TUBES

• Employs Improved TRANS-CONDUCTANCE circuit. An in-phase signal is impressed on the input section of a tube and the resultant plate current change is measured. This provides the most suitable method of simulating the manner in which tubes actually operate in Radio & TV receivers, amplifiers and other circuits. Amplification factor, plate resistance and cathode emission are all correlated in one meter reading. • **NEW LINE VOLTAGE ADJUSTING SYSTEM.** A tapped transformer makes it possible to compensate for line voltage variations to a tolerance of better than one meter reading. • **SAFETY BUTTON**—protects both the tube under test and the instrument meter against damage due to overvoltage or other form of improper switching. • **NEWLY DESIGNED FIVE POSITION LEVER SWITCH ASSEMBLY.** Permits application of separate voltages as required for both plate and grid of tube under test, resulting in improved Trans-Conductance circuit.

ALSO TESTS TRANSISTORS!


A transistor can be safely and adequately tested only under dynamic conditions. The Model TV-12 will test all transistors in that approved manner, and quality is read directly on a special "transistor only" meter scale. The Model TV-12 will accommodate all transistors including NPN's, PNP's, Photo and Tetrodes, whether made of Germanium or Silicon, either point contact or junction contact types.

TESTING TRANSISTORS

A transistor can be safely and adequately tested only under dynamic conditions. The Model TV-12 will test all transistors in that approved manner, and quality is read directly on a special "transistor only" meter scale. The Model TV-12 will accommodate all transistors including NPN's, PNP's, Photo and Tetrodes, whether made of Germanium or Silicon, either point contact or junction contact types.

Model TV-12 housed in handsome rugged portable cabinet sells for only

72⁵⁰



Superior's new Model TV-50

GENOMETER

7 Signal Generators in One!

- ✓ R. F. Signal Generator for A.M.
- ✓ R. F. Signal Generator for F.M.
- ✓ Audio Frequency Generator
- ✓ Bar Generator
- ✓ Cross Hatch Generator
- ✓ Color Dot Pattern Generator
- ✓ Marker Generator

R. F. SIGNAL GENERATOR: The Model TV-50 Genometer provides complete coverage for A.M. and F.M. alignment. Generates Radio Frequencies from 100 Kilocycles to 60 Megacycles on fundamentals and from 60 Megacycles to 120 Megacycles on powerful harmonics.

VARIABLE AUDIO FREQUENCY GENERATOR: In addition to a fixed 400 cycle sine-wave audio, the Model TV-50 Genometer provides a variable 300 cycle to 20,000 cycle peaked wave audio signal.

BAR GENERATOR: The Model TV-50 projects an actual Bar Pattern on any TV Receiver Screen. Pattern will consist of 16 horizontal bars or 7 to 20 vertical bars.

CROSS HATCH GENERATOR: The Model TV-50 Genometer will project a cross-hatch pattern on any TV picture tube. The pattern will consist of non-shifting, horizontal and vertical lines interlaced to provide a stable cross-hatch effect.

DOT PATTERN GENERATOR (FOR COLOR TV): Although you will be able to use most of your regular standard equipment for servicing Color TV, the one addition which is a "must" is a Dot Pattern Generator. The Dot Pattern projected on any color TV Receiver tube by the Model TV-50 will enable you to adjust for proper color convergence.

MARKER GENERATOR: The Model TV-50 includes all the most frequently needed marker points. The following markers are provided: 189 Kc., 292.5 Kc., 458 Kc., 800 Kc., 1000 Kc., 1400 Kc., 1600 Kc., 2000 Kc., 2500 Kc., 3579 Kc., 4.5 Mc., 5 Mc., 10.7 Mc., 13579 Kc. is the color burst frequency.)

THE MODEL TV-50 comes absolutely complete with shielded leads and operating instructions. Only

47⁵⁰

SHIPPED ON APPROVAL NO MONEY WITH ORDER — NO C. O. D.

MOSS ELECTRONIC DISTRIBUTING CO., INC.
Dept. D-278 3849 Tenth Avenue, New York 34, N. Y.

Please send me the units checked. I agree to pay down payment within 10 days and to pay the monthly balance as shown. It is understood there will be no finance or interest charges added. It is further understood that should I fail to make payments when due, the full unpaid balance shall become immediately due and payable.

- Model TV-11... Total Price \$47.50 \$11.50 within 10 days. Balance \$6.00 monthly for 6 months.
- Model TV-40... Total Price \$15.85 \$3.85 within 10 days. Balance \$4.00 monthly for 3 months.
- Model TC-55... Total Price \$26.95 \$6.95 within 10 days. Balance \$5.00 monthly for 4 months.
- Model 670-A... Total Price \$28.40 \$7.40 within 10 days. Balance \$3.50 monthly for 6 months.
- Model TV-50... Total Price \$47.50 \$11.50 within 10 days. Balance \$6.00 monthly for 6 months.
- Model TV-12... Total Price \$72.50 \$22.50 within 10 days. Balance \$10.00 monthly for 5 months.

Name _____

Address _____

City _____ Zone _____ State _____

All prices net, F.O.B., N.Y.C.

www.americanradiohistory.com

We invite you to try before you buy any of the models described on this and the preceding page. If after a 10 day trial you are completely satisfied and decide to keep the Tester, you need send us only the down payment and agree to pay the balance due at the monthly indicated rate.

NO INTEREST OR FINANCE CHARGES ADDED!

If not completely satisfied, you are privileged to return the Tester to us, cancelling any further obligation.

SEE OTHER SIDE

CUT OUT AND SEND POSTAGE-FREE AIR MAIL CARD TODAY!