

POPULAR ELECTRONICS

JUNE
1956



25
CENTS

in U. S. and Canada

Radio-telephones for Everyone

(see page 40)



ALSO IN THIS ISSUE:

Minimum \$ Hi-Fi...Build a VTVM...Simple

E-125-30257-116-R1
LOUIS HOFFART
18108 WINDWARD
CLEVELAND OHIO

TEST 5 TUBES in 4 SECONDS each... ACCURATELY!

WITH THE NEW ADVANCED ENGINEERED

precise

MODEL 116

Gm. & Em. ULTRAFAST TUBE & TRANSISTOR TESTER



Completely
NEW!

PRECISE MODEL 116K in kit form **\$69.95**
PRECISE MODEL 116W factory wired **\$119.95**
Incl. Carrying Case & Cover

Servicemen know the Precise Model 111 (the winner in an independent survey) easily rates "the finest tube tester in the field" at any price, BUT FOR AN ON THE JOB QUICK-TEST... the fastest, most accurate is the PRECISE Model 116. What's more you test tubes the foolproof method inherent in the famous Precise Model 111.

Did you ever wish you could plug in 5 of the same type tubes at once and check each one individually by rotating a switch? YOU CAN WITH THE PRECISE MODEL 116—Plug in 5 IF tubes and let them heat up at once and then check each one separately by rotating the TUBE BANK switch. ACTUALLY CHECK 5 TUBES IN 20 SECONDS, 4 SECONDS PER TUBE.

The Precise Model 111 taught the lesson that IF amplifier tubes (like the 6BC5 or 6AU6) should be tested for Gm (mutual transconductance) while the power amplifiers (like the 6L6) should be tested for Em (emission)—that's ULTRAFAST Model 116 test! It checks each section of each tube separately... by rotating the FUNCTION SWITCH... each triode of a dual triode is checked individually... each diode and the triode of a duo-diode-triode is separately tested and not lumped as in other testers... and a pentode is tested as a pentode—not a diode. TRANSISTORS, SHORTS, GAS, LIFE, Em, Gm etcetera can be tested with the PRECISE Model 116.


You can inexpensively extend the Precise Model 116 to test filament current, etc. The Model 116 gives an accurate, ultra-fast (3 basic knobs for testing) check of television tubes!

No Surplus—An etched panel—beautiful Moleskin covered wood carrying case and cover and specially simplified instructions makes the PRECISE MODEL 116 THE FINEST FAST-CHECK TUBE TESTER AND DOLLAR EARNING TRAVELING COMPANION A TV SERVICEMAN EVER HAD.

Not yet at your distributor. Order NOW to insure early delivery.
SEE YOUR LOCAL DISTRIBUTOR FOR PROOF OF WHAT WE OFFER—OR WRITE US FOR DOCUMENTARY RESULTS OF AN INDEPENDENT SCIENTIFIC SURVEY.




THE FAMOUS MODEL 111
111K \$79.95
111W \$139.95
Incl. Carrying Case & Cover



THE FIRST LOW PRICED
7" COLOR SCOPE
308K \$99.95
300W \$199.50



LOW PRICED 5" SCOPE
315K \$49.95
315W \$84.95




THE FIRST AND ONLY
8 1/2" COLOR SCOPE
308K \$129.50
308W \$229.50



LOWEST PRICED
WIRED 4 1/2" VTVM
909K \$25.98
909W \$37.50



RF-af-BAR GENERATOR
with pre-assembled* head
630K \$39.95
630KA* \$38.95
630W \$53.95



THE FINEST VOLT, REG,
7" VTVM KIT
9071K \$35.95
9071W \$49.95
K = KIT
W = WIRED



LOW PRICED RF SIGNAL GENERATOR
"BEST BUY" IN GEN. FIELD
610K \$23.95
610KA pre-assembled head \$28.95
610W \$39.95



UNIV. AF, SINE, SQ, & PULSE GEN
635K \$33.50
635W \$52.50

Prices slightly higher in the West. Prices and specifications subject to change without notice.

PTAK \$2.95
PTAW \$4.25

SEE THE MANY MORE PRECISE INSTRUMENTS AND PROBES AT YOUR DISTRIBUTOR TODAY!

WRITE FOR CATALOG PE-6-6

precise DEVELOPMENT CORP. OCEANSIDE, NEW YORK, U.S.A.





I WILL TRAIN YOU AT HOME FOR GOOD PAY JOBS IN RADIO-TELEVISION


J. E. SMITH has trained more men for Radio-Television than any other man. OUR 40th YEAR.


America's Fast Growing Industry Offers You Good Pay—Bright Future—Security


I TRAINED THESE MEN

 "Started to repair sets six months after enrolling. Earned \$12 to \$15 a week in spare time."—Adam Kraenlik, Jr., Sunnyside, Pennsylvania.

 "Up to our necks in Radio-Television work. Four other NRI men work here. Am happy with my work."—Glen Peterson, Bradford, Ont., Canada.

 "Am doing Radio and Television Servicing full time. Now have my own shop. I owe my success to N.R.I."—Curtis Stath, Ft. Madison, Iowa.

 "Am with WCOG. NRI course can't be beat. No trouble passing 1st class Radio-phone license exam."—Jesse W. Iarker, Meridian, Mississippi.

 "By the time I graduated I had paid for my course, a car and testing equipment. Can service toughest jobs."—E. J. Strettenberger, New Boston, Ohio.

AVAILABLE TO VETERANS UNDER G.I. BILLS

You Learn by Practicing with Parts I Send



Nothing takes the place of PRACTICAL EXPERIENCE. That's why NRI training is based on LEARNING BY DOING. You use parts I furnish to build many circuits common to Radio and Television. As part of my Communications Course you build many circuits, including low power transmitter shown at left. You put it "on the air," perform procedures required of broadcast operators. With my Servicing Course you build modern Radio, etc.; use Multitester you build to make money fixing sets in spare time while training. You can stay at home, keep your job, learn Radio-TV in spare time at low cost. Mail coupon for book showing other equipment you build and keep.

The Tested Way To Better Pay!



2 FREE BOOKS SHOW HOW MAIL COUPON

Training plus opportunity is the PERFECT COMBINATION for job security, good pay, advancement. In good times, the trained man makes the BETTER PAY, GETS PROMOTED. When jobs are scarce, the trained man enjoys GREATER SECURITY. NRI training can help assure you more of the better things of life.

Start Soon to Make \$10, \$15 a Week Extra Fixing Sets

Keep your job while training. I start sending you special booklets the day you enroll, that show you how to fix sets. Multitester built with parts I send helps you make \$10, \$15 a week extra fixing sets while training. Many start their own Radio-Television business with spare time earnings.

My Training Is Up-To-Date

You benefit by my 40 years' experience training men at home. Well illustrated lessons give you basic principles you need. Skillfully developed kits of parts I send (see below) "bring to life" things you learn from lessons.

Television Making Good Jobs, Prosperity—Even without Television, Radio is bigger than ever. 115 million home and auto Radios are big market for servicing. 3000 broadcasting stations use operators, technicians. Government, Aviation, Police, Ship, Micro-wave Relay, Two-way Radio Communications for buses, taxis, trucks, R. R. are growing fields. Television is moving ahead fast.



About 200 Television stations are now on the air. Hundreds of others being built. Good TV jobs opening up for Technicians, Operators, etc.

25 million homes now have Television sets. Thousands more are being sold every week. Get a job or have your own business selling, installing, servicing.

Radio-TV Needs Men of Action—Mail Coupon

Without obligating you in any way, I'll send an actual lesson to prove that my training is practical, thorough; 64-page book to show good job opportunities for you in Radio-TV. Terms for NRI training are as low as \$5 a month. Many graduates make more in two weeks than total cost of training. Mail coupon now. J. E. SMITH, President, National Radio Institute, Dept. 6FD4, Washington 9, D. C. OUR 40TH YEAR.

Good for Both—FREE

MR. J. E. SMITH, President, Dept. 6FD4, National Radio Institute, Washington 9, D. C.
Mail me Sample Lesson and 64-page Book, FREE. (No salesman will call. Please write plainly.)

Name Age
Address
City Zone State

VETS write in date of discharge



POPULAR ELECTRONICS is published monthly by Ziff-Davis Publishing Company, William B. Ziff, Chairman of the Board (1946-1953), at 64 E. Lake St., Chicago 1, Ill. Entered as second class matter August 27, 1954 at the Post Office, Chicago, Illinois. SUBSCRIPTION RATES: One year U.S. and possessions, and Canada \$3.00; Pan-American Union Countries \$3.50; all other foreign countries \$4.00.

POPULAR ELECTRONICS

CONTENTS

FEATURES and News of Electronic Developments

Typewriter with a Memory.....	Mel Mandell	39
New Life for Citizens Band.....		40
DX TV Reception Makes New Hobby.....	Robert B. Cooper, Jr.	43
"Missile Master".....		45
England Sets Up TV Training Center.....		51
Betting Safe on the Weather.....	Herbert Reid	58
Operation Chaos.....	Carl Kohler	69
Fuses and TV Sets.....	Milton S. Kiver	73
Aboard a Radar Picket Plane.....		74
Radio Amateurs to Monitor Satellite.....		89
Index to Volume 4 (Jan.-June, 1956).....		126

ELECTRONIC Build-it-Yourself Projects

Economy Vacuum-Tube Voltmeter.....	Richard Graham	47
Variable Power Supply for Experimenters.....	G. W. Pellerin, Jr.	50
Secret Switch Paralyzes Radio.....	Arthur Trauffer	62
Phono-Plug to Phone-Jack Adapter.....		62
Receiver for Wired-Wireless Control.....	Richard J. Sandretto	63
The Perfect Servant.....	James E. Pugh, Jr.	67
Homemade Tube Socket Adapter.....	Wm. B. Rasmussen	68
The SWL's Friend—An Antenna Peaker.....	Frank H. Tooker	79
Build Your Own Line Voltage Booster.....	B. W. Blackford	81
Under-the-Phone Crystal Set.....	Arthur Trauffer	85
Simple Transistorized Geiger Counters.....	James E. Pugh, Jr. & Wayne Milburn	90

AUDIO AND HI-FI Features

Maximum FI . . . Minimum \$\$\$.....	Norman Eisenberg	35
Baked Baffle Claimed Better Than Wood.....		46
What's New in Hi-Fi.....		52
Two Are Better Than One.....	H. H. Fantel	53
Disc and Tape Review.....	Bert Whyte	71
Famed Enclosure Now Comes As Kit.....		83

DEPARTMENTS

Carl & Jerry.....	John T. Frye	8
POP'tronics Bookshelf.....		22
Letters from Our Readers.....		28
Out of Tune.....		32
Tuning the Short-Wave Bands.....	Hank Bennett	61
Transistor Topics.....	Lou Garner	76
After Class.....		86
The Transmitting Tower.....	Herb S. Brier	94
Tools and Gadgets.....		99
Tips and Techniques.....		100

(Also see page 6)

© 1956 by Ziff-Davis Publishing Company. All rights reserved.
Average Net Paid Circulation 205,193

JUNE 1956

VOL. 4—NUMBER 6

ASSISTANT PUBLISHER
EDITORIAL DIRECTOR
Olliver Read, W1ET1

MANAGING EDITOR
O. P. Ferrell

TECHNICAL EDITOR
H. S. Renne

FEATURE EDITOR
Norman Eisenberg

ASSOCIATE EDITORS
H. H. Fantel
M. C. Magna

ART EDITOR
A. J. Reich

CONTRIBUTING EDITORS
H. Bennett L. E. Garner, Jr.
H. S. Brier H. Pallack
J. T. Frye R. P. Turner

ART DEPARTMENT
Frank Sayles (Director)
J. A. Galanek M. Whelpley
W. K. Vahlising

ADVERTISING DEPARTMENT
NEW YORK (MU 7-8080)
L. L. Osten—Advertising Director
Wm. G. McRoy—Advertising Manager
Bert Covlt
CHICAGO (AN 3-5200)
Jim Weakley, Midwest Adv. Mgr.
LOS ANGELES (Trinity 8043)
John E. Payne, Western Adv. Mgr.



Member
Audit Bureau of
Circulations

**ZIFF-DAVIS
PUBLISHING COMPANY**
W. B. ZIFF (1898-1953) FOUNDER

Also Publishers of
RADIO & TELEVISION NEWS
Editorial and Executive Offices
366 Madison Ave., New York 17, N.Y.

PRESIDENT
B. G. DAVIS

VICE-PRESIDENTS
H. J. MORGANROTH M. FROELICH

SECRETARY-TREASURER
G. E. CARNEY

CIRCULATION MANAGER
M. MICHAELSON

BRANCH OFFICES
Chicago (1), 64 E. Lake St.
Los Angeles (14), Room 412
215 W. 7th St.

SUBSCRIPTION SERVICE:
All communications concerning subscriptions should be addressed to Circulation Dept., 64 E. Lake St., Chicago 1, Ill. Include your old address as well as new—enclosing if possible an address label from a recent issue of this magazine. Allow at least 4 weeks for change of address.

CONTRIBUTORS:
Contributors are advised to retain a copy of their manuscripts and illustrations. Contributions should be mailed to the New York Editorial Office and must be accompanied by return postage. Contributions will be handled with reasonable care, but this magazine assumes no responsibility for their safety. Any copy accepted is subject to whatever adaptations and revisions are necessary to meet the requirements of this publication. Payment covers all author's, contributor's and contestant's rights, title, and interest in and to the material accepted and will be made at our current rates upon acceptance. All photos and drawings will be considered as part of material purchased.

POPULAR ELECTRONICS



Train in Great Shops of COYNE for better jobs in

ELECTRICITY or TELEVISION

ELECTRONICS RADIO—COLOR TV



TWO TOP OPPORTUNITY FIELDS

Whether 17 or up to 45 years of age, train the Coyne way for a better job and a real future in **ELECTRICITY-ELECTRONICS** or **TELEVISION-RADIO**, fields that offer a world of opportunities. Train on real, full-size equipment at COYNE where thousands of successful men have trained for over 57 years—largest, oldest, best equipped school of its kind—established 1899. No advanced education or previous experience needed. Employment service to graduates. **START NOW—PAY LATER**—Finance Plan and Easy Monthly Payment Plan. Also part-time employment help for students. Training in Refrigeration and Electric Appliances can be included.

B. W. COOKE, President

COYNE
ELECTRICAL SCHOOL

FOUNDED 1899

A Technical Trade Institute Operated Not For Profit
500 S. Paulina Street, Chicago, Dept. A6-71H
ELECTRICITY • RADIO • TELEVISION • REFRIGERATION • ELECTRONICS

MAIL COUPON FOR FREE BOOK

Send coupon for 48-page illustrated book "Guide to Careers in Electricity-Electronics and Television-Radio." No cost; no obligation; no salesman will call. Vets and Non-Vets get vital facts now!



B. W. COOKE, President
COYNE ELECTRICAL SCHOOL
500 S. Paulina St., Chicago 12, Ill., Dept. A6-71H

Send BIG FREE book and details of your training offer. This does not obligate me and no salesman will call. I am interested in:

() Electricity-Electronics () Television-Radio

Name _____

Address _____

City _____ State _____

COYNE QUALITY
TELEVISION
RADIO - COLOR TV
Home Training
at Unbelievably Low Cost



The future is **YOURS** in **TELEVISION!**

A fabulous field—good pay—fascinating work—a prosperous future in a good job, or independence in your own business!

Coyne brings you **MODERN-QUALITY** Television Home Training; training designed to meet Coyne standards at truly lowest cost—you pay for training only—no costly "put together kits." Not an old Radio Course with Television "tacked on." Here is **MODERN TELEVISION TRAINING** including **Radio, UHF and Color TV**. No Radio background or previous experience needed. Personal guidance by Coyne Staff. **Practical Job Guides** to show you how to do actual servicing jobs—**make money early in course**. Free Lifetime Employment Service to Graduates.

B. W. COOKE,
President



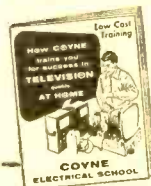
Coyne—the Institution behind this training... the largest, oldest, best equipped residential school of its kind. Founded 1899.

COYNE
ELECTRICAL SCHOOL

A TECHNICAL TRADE INSTITUTE OPERATED
NOT FOR PROFIT
500 S. Paulina Street, Chicago 12, Dept. A6-HT7

Send Coupon for Free Book

and full details, including easy Payment Plan. No obligation, no salesman will call.



COYNE Television
Home Training Division

500 S. Paulina St., Chicago 12, Ill.
Dept. A6-HT7

Send Free Book and details on how I can get Coyne Quality Television Home Training at low cost and easy terms.

Name _____

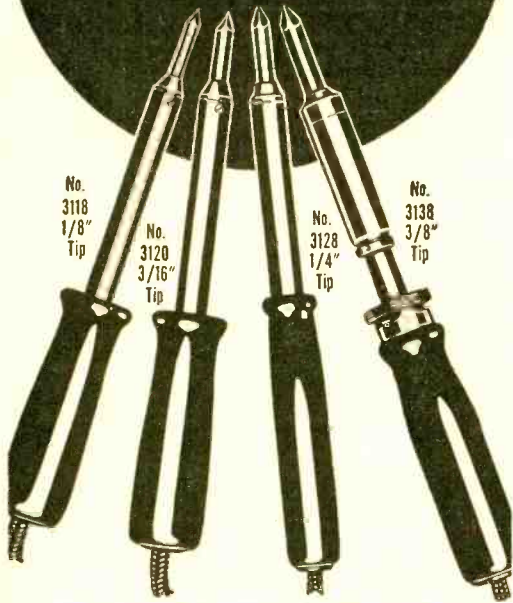
Address _____

City _____ State _____

American Beauty

ELECTRIC SOLDERING IRONS

**FOR
BETTER
CONNECTIONS**



A craftsman is known by the tools he uses. Because "American Beauty" stands for fine tools, put one in your shop and do a finer job of soldering.

Used by the country's leading radio, TV and electronics manufacturers on production lines. Quality-built for a lifetime of service — a pleasure to use. A size and shape for every job.

Available at your electronics supply store or write direct to—

**AMERICAN ELECTRICAL
HEATER COMPANY**



152-H

DETROIT 2, MICHIGAN

ITEMS OF INTEREST

Ham-Built R/C Tricycle Runs on Six-Meter Signals...	41
Unmanned Weather Station Radios Data from Mid-Ocean	41
New P.A. System Eliminates Double Hearing.....	42
R/C Drone Spots Troop Movements	42
Scholarships for Electronics Students.....	46
Catch This Train and You'll See a TV Show.....	66
Radar Equipment Gets Boost from Iron Rust.....	66
Underwater TV System.....	78
Vacuum Tube Lamp.....	78
Who's an IDIOT?.....	78
Atom Fallout Area Forecast on Tube Face.....	98
"Grasshopper" Robot Safeguards Polar Flights....	98

NEW PRODUCTS

Low-Cost B Battery Rejuvenator.....	57
CD or Hi-Fi Crystal Set Offered by Heath.....	60
Amplifier Frees Both Hands During Phone Conversation	66

See also page 52 (What's New in Hi-Fi)

COMING NEXT MONTH POPULAR ELECTRONICS

Two-Penny Direction Finders

Simple ideas on how to use a regular AM portable receiver as a temporary direction finder. Especially slanted towards readers going on hunting parties or boating trips.

Workbench Power Supply

There's no use getting involved in a "big" wiring project during the hot summer months. But this easily assembled power supply will prove its weight in gold next fall. Why not put it together on a rainy day?

Single Transistor Megaphone

Look for the blue sky cover of POP'tronics with the girl holding the single transistor megaphone. Handy electronic "talker" can be built in a few hours using only SEVEN components. The secret is in the transistor!

Robots Behind Your Phone

What happens when you dial? A few finger flicks pick your party among millions. Here is everyday automation at work.

IN THIS MONTH'S RADIO & TELEVISION NEWS (JUNE)

- Person-to-Person Communications
- Simplified Preamp
- Marine Radio
- Construction of a Wrist Radio
- Buying a Loudspeaker?
- A 50-Watt Power Amplifier

L. C. Lane, B.S., M.A.
President, Radio-Television Training Association, Executive Director, Pierce School of Radio & Television.



VETERANS -- NON-VETERANS TRAIN NOW FOR A TOP-PAY JOB IN TELEVISION



No Experience Needed — I train you AT HOME in your SPARE TIME

NOW — while the Television-Radio-Electronics industry is expanding at the fastest rate in history — is the time for you to prepare for a top-pay lifetime job . . . or your own profitable business.


New TV stations are going up constantly . . . sales of TV sets are breaking all past records . . . new products are being announced almost every day . . . new plants are

springing up to meet the heavy demand for these products.

Trained men are needed urgently. The head of CBS-Columbia product service department estimates that the industry will need 200,000 service men by 1959. The best jobs will go to the men who are ready for them. *Right now* is the time for you to prepare yourself. Delay can be costly.

LEARN BY DOING

As part of your training I give you the equipment you need to set up your own home laboratory and prepare for a **BETTER-PAY TV JOB**. You build and keep an Electromagnetic TV RECEIVER designed and engineered to take any size picture tube up to 21-inch, (10-inch tube furnished. Slight extra cost for larger sizes.) . . . also a Super-Het Radio Receiver, AF-RF Signal Generator, Combination Voltmeter-Ammeter-Ohmmeter, C-W Telephone Transmitter, Public Address System, AC-DC Power supply. Everything supplied, including all tubes.



STUDY NEWEST DEVELOPMENTS

My training covers all the latest developments in the fast-growing Television-Radio-Electronics industry. You learn about FM — RADAR — COLOR TV — TRANSISTORS — PRINTED CIRCUITS, etc.

CHOOSE FROM THREE COMPLETE COURSES covering all phases of Radio, FM and TV

1. Radio, FM and Television Technician Course — no previous experience needed.
2. FM-TV Technician Course — previous training or experience in radio required.
3. TV Cameraman and Studio Technician Course — advanced training for men with Radio or TV training or experience.

EXTRA TRAINING IN N.Y.C. AT NO EXTRA COST!

After you finish your home study training in Course 1 or 2 you can have two weeks, 50 hours, of intensive Lab work on modern electronic equipment at our associate resident school, Pierce School of Radio & Television. **THIS EXTRA TRAINING IS YOURS AT NO EXTRA COST WHATSOEVER!**

FCC COACHING COURSE

Important for **BETTER-PAY JOBS** requiring FCC License! You get this training **AT NO EXTRA COST!** Top TV jobs go to FCC-licensed technicians.

FREE! I'll send you my new 40-page book, "How to Make Money in Television - Radio - Electronics," a Free sample lesson, and other literature showing how and where you can get a top-pay job in Television.



EARN WHILE YOU LEARN

Almost from the very start of your course you can earn extra money by repairing sets for friends and neighbors. Many of my students earn up to \$25 a week . . . pay for their entire training with spare time earnings . . . start their own profitable service business.

VETERANS

My School fully approved to train Veterans under new Korean G. I. Bill. Don't lose your school benefits by waiting too long. Write discharge date on coupon.

MAIL THIS COUPON TODAY!

Mr. Leonard C. Lane, President
RADIO-TELEVISION TRAINING ASSOCIATION
Dept. E-6C, 52 East 19th Street, New York 3, N.Y.

Dear Mr. Lane: Send me your **NEW FREE BOOK, FREE SAMPLE LESSON, and FREE aids** that will show me how I can make **TOP MONEY IN TELEVISION**. I understand I am under no obligation.

(PLEASE PRINT PLAINLY)

Name _____ Age _____

Address _____

City _____ Zone _____ State _____

I AM INTERESTED IN:

- Radio-FM-TV Technician Course
 FM-TV Technician Course
 TV Cameraman & Studio Technician Course

VETERANS!
Write discharge date

NO OBLIGATION!

Radio Television Training Association

52 EAST 19th STREET • NEW YORK 3, N. Y.

Licensed by the State of New York • Approved for Veteran Training

NEW!



A low priced, high frequency
RF TRANSISTOR

For Engineers, Experimenters
and Hobbyists . . .



CK768 TRANSISTOR

Specially designed for use in IF amplifiers, regenerative receivers, switching circuits and high frequency oscillators. The Raytheon CK768 Transistor has high frequency response, low I_{co} , low collector capacitance, and will average 28 db gain in 455Kc IF amplifiers. The low I_{co} makes the CK768 also useful in DC amplifier service.

The Raytheon CK768 is built to the same high standards of quality and performance that have made Raytheon Transistors first in the field. Today, there are more Raytheon Transistors in use than all other makes combined.

The new Raytheon CK768 is available only from your Raytheon Tube Supplier.

Price
\$1.50
Each

Send 50¢ to Raytheon, Dept. P7, for booklet containing, over 50 Practical Transistor Applications.



Excellence in Electronics

RAYTHEON MFG. CO.

Receiving and Cathode Ray Tube Operations
Newton 58, Massachusetts



Geniuses at Work

FOR AN HOUR Carl and Jerry had been working away on separate projects at opposite ends of the workbench in their basement laboratory. Each was too stubborn to ask what the other was doing, but the puzzled glances each of them sneaked at the other's equipment from time to time revealed how great was the strain. Finally Jerry cracked.

"So, okay; I give up. What are you doing with that timer clock, making a time bomb?"

"Not at all," Carl answered, taking off his horn-rimmed glasses and wiping them with a very dubious-looking handkerchief. "You know what a large charge I get out of these bright, warm, sunny, sparkling summer mornings. I don't want to miss a single one of them, and this timer clock I built from that article in the May, 1955, issue of POPULAR ELECTRONICS will make sure that I won't. A 110-volt a. c. electric gong that used to be in a fire station is plugged into the 'turn on' outlet on the back of the timer and converts it into an electric alarm clock that nobody, but *nobody*, can ignore."

"At the same time," Carl continued, "you know that my second love is sleeping, and nothing gripes me quite so much as to have that gong bounce me out of bed only to discover it's a cloudy or rainy morning good only for staying in the sack. What I'm doing now is taking out insurance against such a revolting development. This sun-battery photocell will be mounted outside my window where the rays of the rising sun can shine directly on it. Leads will go from the cell to a sensitive relay whose contacts close only when direct sunlight falls on the cell. These contacts are inserted in one of the leads going to the gong, and—"

"I get it," Jerry broke in, admiringly. "If it's a cloudy day, the relay contacts will stay open and keep the timer from ringing the gong; but if the sun is shining, then the timer clock will wake you—and doubtless the rest of the household—at the time for which it is set. My boy, you're a real brain!"

"Really nothing," Carl said, with airy

POPULAR ELECTRONICS

2 IMPORTANT DEVELOPMENTS

OF INTEREST TO EVERY
HIGH FIDELITY ENTHUSIAST IN THE COUNTRY

Collaro

ANNOUNCES

1. **NEW MODEL RC-456** — the first 4-speed high fidelity record changer for 78, 45, 33 1/3 and 16 2/3 rpm.

2. **NEW LOW PRICE of \$34.50***
— the lowest in the field for a recognized high fidelity changer.

The New RC-456 Features:

Manual Operation

Automatic Intermix

Pre-Wired for Easy Installation



... plus all the other features
that have made **Collaro** the fastest growing
changer in the field.

*less cartridge — slightly higher West of Rockies



For complete details, write to Dept. GF-18

ROCKBAR CORPORATION, 650 Halstead Ave., Mamaroneck, N.Y.



Made in England

June, 1956

**AT LAST...an entire
hi-fi system in KIT FORM
...from HARVEY's!**



1 ELECTRO-VOICE 'Aristocrat' Speaker Enclosure Kit with SP12B 'Radax' Coaxial Speaker.

Completely ready for assembly, including glue, screws and nails. All ports are pre-cut. Folded-horn corner enclosure plus full-range 12" two-way speaker gives smooth 35 to 13,000 cps response.

2 TECH-MASTER TM-15A Williamson-Type 20-Watt Amplifier Kit

Flat response throughout the audible frequency range as well as considerably below and above it. Vanishingly low distortion at all normal listening levels. Smooth, crisp, clear listening quality. Comes with sockets, terminal strips and connectors already mounted.

3 TECH-MASTER TM-17P Preamplifier Kit

Designed to match the TM-15A amplifier. Has cathode-follower output, 4 input channels, separate bass and treble controls, 3-position phono equalizer. Comes with sockets, terminal strips and connectors already mounted.

4 GARRARD RC 121 3-Speed Automatic Record Changer

Comes ready for immediate use. Intermixes records of all sizes. Will also operate as manual single-play turntable. Newly developed heavy-duty, constant-speed, 4-pole induction-surge motor. Interchangeable plug-in heads.

5 TECH-MASTER FM-18 Hi-Fi FM Tuner Kit

Unusually sensitive, drift-free, wide-band-pass FM circuit for excellent reception and faithful sound quality. Has cathode-follower output and self-contained power supply. Automatic frequency control (AFC) provided, with front-panel cutoff. Very easy to assemble.

COMPLETE HI-FI PHONO SYSTEM.....\$159.50

COMPLETE HI-FI SYSTEM PLUS TUNER..... 189.00

If you cannot come to New York, your mail order will get the same attention as YOU would in person. Orders filled the same day as received.
(Prices are Net, F.O.B., N.Y.C.)

HARVEY RADIO CO., INC. Established 1927

1123 Avenue of the Americas **JU 2-1500**
(6th Ave at 43rd St.) New York 36, N.Y.

CARL & JERRY (Continued from page 8)

modesty. "What are you doing there?"

"Well," Jerry said hesitantly, "I guess you might say I was making a mug-trap."

"You're not getting through to me. Try another wavelength."

"IT'S THIS WAY," Jerry explained. "My Uncle Walter, who lives off a farm just south of town, has something very funny going on in his henhouse. About every other night, something or somebody—probably the latter—goes into the henhouse, tears up the hens' nests, and scatters them all over the floor."

"Why do you say it's probably 'somebody'?"

"Because my uncle thinks that only a human being would be able to unfasten the rather complicated latch on the door. He says, too, that if it were a fox or a skunk or a weasel, such an animal would kill the chickens and eat them; but all the mysterious visitor does is scare heck out of the hens. They're so nervous that their egg-laying is falling off."

"A hen with a nervous breakdown is something I've got to see," Carl said with a grin; "but where do you fit into all this?"

"Uncle Walt, who realizes I'm an electronic genius, wants me to help him catch the critter, or at least to find out what it is. He doesn't want to use any ordinary kind of trap because he suspects that maybe kids are doing the mischief, and naturally he wouldn't want to hurt them. At the same time, he doesn't want just to sit around and have his prize hens scared silly."

"What've you got in mind?"

"I can show you a lot easier than tell you. Why don't you go out to Uncle Walt's with me and stay all night? You can tell your mom I invited you."

"It's a deal! Wait until I get my leg-power hot rod, and I'll be right with you. I've got to see this *Strange Case of the Harassed Hens* to a finish."

Carl's mother had no objection, and soon the boys were riding their bikes toward the farm. As was always the case when something interesting was in prospect, they didn't use the seats of the bicycles much, and they soon arrived at the prosperous-looking farm of Jerry's uncle. Uncle Walt was a tall lean man with bright blue eyes set deep in a lined and weathered face. After Jerry had introduced Carl and explained that he was going to stay all night, the man turned to his nephew and said, "Well, how about it, Marconi? Are you all set to give our mysterious visitor his comeuppance?"

"I think so, Uncle Walt. If you don't



Better Training for a Brighter Future!

Here is one of the most effective ways to **OPEN THE DOOR** to opportunity in **TELEVISION - ELECTRONICS**



Here, and above, are typical views in DTI's great Chicago training center—attended by many students from the United States, Canada and the Hawaiian Islands. These men come here to benefit from one of the finest, practical laboratory trainings, of its kind—not only in Television and Radio—but also in Industrial Electronics, Nuclear Instrumentation, and other highly promising branches of today's great, billion dollar Electronics field.



Your future is the most important thing in your life! Give it every advantage you can. Find out about the wonderfully promising years facing YOU in America's great, billion dollar field of Television-Electronics . . . once you are properly trained.

And you can now get the very training industry wants, either by attending DTI's wonderfully equipped Chicago laboratories—one of the nation's finest—or by getting laboratory type training in your spare time at home.

Remember—you receive more than just home training from DTI. You get training that has profited from the knowledge and experience gained in preparing thousands of men in DTI's Chicago laboratories.

You get training that includes all of the wonderful features shown to the right. You learn-by-reading from lessons . . . you learn-by-seeing from DTI's exclusive, remarkably effective visual training MOVIES . . . you learn-by-doing from many shipments of electronic parts.

EMPLOYMENT SERVICE

And upon completing either the Home Program or Chicago Laboratory Training, you get the SAME EFFECTIVE EMPLOYMENT SERVICE that has already helped thousands of men to a real job or their own profitable business in Television-Radio-Electronics.

Little wonder so many men express amazement at the results secured through DTI. There's NOTHING ELSE like it! See for yourself. Mail coupon today for the fascinating story about DTI. There's no obligation. The time to act about your future is . . . NOW!




You get laboratory type **PRACTICAL EXPERIENCE** from your own **HOME LABORATORY**. Work over **300 projects**.



You build and keep a **5-INCH OSCILLOSCOPE** and **VACUUM TUBE VOLTMETER**. Helps you **EARN** while learning.



Wonderfully effective, exclusive **HOME MOVIES** help you grasp important points faster, easier, better.



You may also build and keep a **21 INCH TV SET**. DTI offers another home training without the TV set.

DeVRY TECHNICAL INSTITUTE
4141 Belmont Ave., Chicago 41, Ill., Dept. PE-6-M

I would like late facts about the many opportunities in Television-Radio-Electronics, and how DTI can prepare me for my start in this billion dollar field.


Name _____ Age _____
PLEASE PRINT

Street _____ Apt. _____

City _____ Zone _____ State _____

1000 DTI's training is available in Canada

The **DeVRY Technical Institute**



4141 Belmont Avenue Chicago 41 Illinois

Member of National Home Study Council

FORMERLY DEFOREST'S TRAINING, INC.



"One of America's Foremost Electronics Training Centers"

FREE

1956 **EICO**[®] CATALOG

tells you how to **SAVE 50%**
on your test equipment costs!

46 EICO KITS & INSTRUMENTS to choose from!



5" PUSH-PULL
OSCILLOSCOPE
#425
KIT \$44.95
Wired \$79.95

VACUUM TUBE
VOLTMETER

#221
KIT \$25.95
Wired \$39.95



For Laboratory Precision at Lowest Cost—
buy EICO!



1000 Ohms/Volt
MULTIMETER
#536
KIT \$12.90
Wired \$14.90

TUBE TESTER #625



KIT \$34.95 Wired \$49.95


You build EICO KITS in 1 evening, but—
they last a lifetime!

RF SIGNAL GENERATOR #320



KIT \$19.95 Wired \$29.95

6V & 12V BATTERY ELIMINATOR
& CHARGER #1050



KIT \$29.95 Wired \$38.95

EICO—performance-proved by TV manufac-
turers, electronic schools and over 100,000
servicemen! OVER 1/2 MILLION in use today!



NEW! COLOR &
BLACK-&-WHITE
5-MC TV SCOPE
#460
KIT \$79.95
Wired \$129.50



NEW! 20-Watt Ultra-Linear
HIGH FIDELITY AMPLIFIER
#HF 20
KIT \$49.95 Wired \$79.95

MAIL COUPON NOW. Prices 5% higher on
West Coast. Electronic Instrument Co., Inc.,
84 Withers St., Brooklyn 11, N. Y.

EICO 84 Withers St., Brooklyn 11, N. Y.

Send FREE 1956 Catalog and name of
neighborhood EICO distributor. PE-6

Name

Address

City..... Zone..... State.....

Occupation

CARL & JERRY (Continued from page 10)


mind, Carl and I will get busy right away setting up the—the—the device."

"Be my guests, boys!" Uncle Walt said with a grin, waving toward the neat, well-painted chicken house. "I'll go and start the milking."

"FIRST," Jerry said, as he started unloading the cardboard box he had brought along, "we'll mount this normally closed Microswitch on the door jamb so that its contacts are held open by the closed door, and so that the contacts will close just as soon as the door starts to open. As you can see, the switch is inserted in one wire of this line cord, which will go from an outlet socket inside the chicken stable to the rotary solenoid fastened to this board with the camera."

"Hold it! What exactly is a rotary solenoid?"

"It's a solenoid that twists a shaft through an arc of several degrees when current is applied to it, instead of moving a plunger as the ordinary solenoid does. The little arm fastened to the rotating shaft connects through this small spring to the shutter release of the camera. And notice that at the end of the little arm's



"First," Jerry said, "we'll mount this normally closed Microswitch on the door jamb so that its contacts are held open by the closed door . . ."

Cast your ballot for a successful future!

256 I.C.S. COURSES



Whether you stand at a machine or sit at a desk . . . whether you're making \$75 a week or \$75 hundred a year . . . whether your interest is Power Plants or Paper Pulp, Advertising or Electronics . . . chances are I.C.S. has exactly the course you need to get ahead.

I.C.S. is not only the oldest and largest correspondence school. It also offers the most courses. 256 in all. Each one success-proved by graduates who rose to top technical and administrative positions. Chief engineers. Superintendents. Foremen. Managers. Executive assistants.

I.C.S. Courses cover bedrock facts and theory plus practical, on-the-job applications. No skimming. Texts

are prepared by leading business and industrial authorities working with I.C.S. editors and educators. They are constantly being reviewed and revised in line with current developments.

As an I.C.S. student, you study in your spare time, set your own pace. No time lost getting to class or waiting for slower students to catch up. If you wish, I.C.S. will make progress reports to your employer. You win recognition as a "comer," one who is ready to move ahead. Thousands of students report pay increases and promotions within a few months of enrollment. All graduates win the coveted, approved I.C.S. diploma.

3 FREE BOOKS! Check the subject that interests you in the coupon below. I. C. S. will rush you (1) a special book outlining your opportunities in this field, (2) the 32-page gold mine of career tips, "How to Succeed," (3) a sample I. C. S. lesson (Math.) demonstrating the famous "I. C. S. Method." "X" MARKS OPPORTUNITY.



For Real Job Security—Get an I. C. S. Diploma! I. C. S., Scranton 9, Penna. Member, National Home Study Council

INTERNATIONAL CORRESPONDENCE SCHOOLS

65TH YEAR

BOX 23622E, SCRANTON 9, PENNA.

(Partial list of 256 courses)

Without cost or obligation, send me "HOW TO SUCCEED" and the opportunity booklet about the field BEFORE which I have marked X (plus sample lesson):

ARCHITECTURE and BUILDING CONSTRUCTION

- Air Conditioning—Refrig.
- Architecture
- Architectural Interiors
- Building Contractor
- Building Estimator
- Building Maintenance
- Carpentry and Mill Work
- Heating
- Painting Contractor
- Plumbing
- Reading Arch. Blueprints

ART

- Cartooning
- Commercial Art
- Fashion Illustrating
- Magazine Illustrating
- Show Card and Sign Lettering
- Sketching and Painting

AUTOMOTIVE

- Auto Body Rebuilding
- Auto Elec. Technician
- Auto-Engine Tune Up
- Automobile Mechanic

AVIATION

- Aeronautical Engineering Jr.
- Aircraft & Engine Mechanic

BUSINESS

- Advertising
- Bookkeeping and Accounting
- Business Administration
- Business Correspondence
- Public Accounting
- Creative Salesmanship
- Federal Tax
- Letter-writing Improvement
- Office Management
- Professional Secretary
- Retail Business Management
- Sales Management
- Stenographic-Secretarial
- Traffic Management

CHEMISTRY

- Analytical Chemistry
- Chemical Engineering
- Chem. Lab. Technician
- General Chemistry
- Natural Gas Prod. & Trans.
- Petroleum Engineering
- Plastics
- Pulp and Paper Making

CIVIL, STRUCTURAL ENGINEERING

- Civil Engineering
- Construction Engineering
- Highway Engineering
- Reading Struct. Blueprints
- Sanitary Engineering
- Structural Engineering
- Surveying and Mapping

DRAFTING

- Aircraft Drafting
- Architectural Drafting
- Electrical Drafting
- Mechanical Drafting
- Mine Surveying and Mapping
- Plumbing Drawing and Estimating
- Structural Drafting

ELECTRICAL

- Electrical Engineering
- Electrical Maintenance
- Electrician Contracting
- Lineman

HIGH SCHOOL

- Commercial Good English
- High School Subjects
- Mathematics

LEADERSHIP

- Foremanship
- Industrial Supervision
- Leadership and Organization
- Personnel-Labor Relations

MECHANICAL AND SHOP

- Gas—Electric Welding
- Heat Treatment Metallurgy
- Industrial Engineering
- Industrial Instrumentation
- Industrial Supervision
- Internal Combustion Engines
- Machine Design-Drafting
- Machine Shop Inspection
- Machine Shop Practice
- Mechanical Engineering
- Quality Control
- Reading Shop Blueprints
- Refrigeration
- Sheet Metal Worker
- Tool Design Toolmaking

RADIO, TELEVISION

- Industrial Electronics
- Practical Radio TV Eng'ing
- Radio and TV Servicing
- Radio Operating

RAILROAD

- Air Brake Equipment
- Car Inspector
- Diesel Engineer & Fireman
- Section Foreman

STEAM AND DIESEL POWER

- Combustion Engineering
- Diesel—Elec. Diesel Eng's
- Electric Light and Power
- Stationary Fireman
- Stationary Steam Engineering

TEXTILE

- Carding and Spinning
- Cotton, Rayon, Woolen Mfg.
- Finishing and Dyeing
- Loom Fix'g Textile Des'ing
- Textile Eng'g Throwing
- Warping and Weaving

MISCELLANEOUS

- Domestic Refrigeration
- Marine Engineering
- Ocean Navigation
- Professional Engineering
- Short Story Writing
- Telephony

Name _____ Age _____ Home Address _____

City _____ Zone _____ State _____ Working Hours _____ A.M. to P.M. _____

Occupation _____

Canadian residents send coupon to International Correspondence Schools, Canadian, Ltd., Montreal, Canada. . . . Special tuition rates to members of the U. S. Armed Forces.

CARL & JERRY (Continued from page 12)

travel it flips this toggle switch from on to off."

"Two questions: why use the spring, and what does the toggle switch do?"

"The first thought of any experimenter or technician worth his salt is to protect his equipment against possible damage, and that's the function of both the spring and the switch. This rotary solenoid is very fast-acting, and I was afraid it might injure the camera unless a shock-absorbing linkage was used between the arm and the shutter release. Also, this solenoid is intended only for intermittent use and would overheat and be destroyed if current were allowed to remain on it for a long period of time, as would happen if the door of the chicken house were left ajar. The switch is in series with the Microswitch and takes the voltage off the solenoid after it has done its job of tripping the camera. What's more, with this switch in the off position, the door can be opened without tripping the camera—an important factor in setting things up, testing, or using the door during daylight hours when we don't need to have the trap set."

"Where will the camera be placed?"

"Back inside this box to protect it from the weather. The lens will be focused on

the door, and when the solenoid trips the shutter, the synchronized flash will light up the whole area, providing us with a fine 'mug-shot' of whoever or whatever is fooling with the door."

Carl walked slowly around, studying the layout from all angles.

"I see only one thing wrong," he finally remarked. "If the prowler is human, the firing of the flash bulb is bound to show him where the camera is. What's to prevent his taking camera, evidence, and all along with him?"

"That's using the old hat-rack!" Jerry applauded. "Since it's my camera, that worried me, too. But I've got the solution right here." As he said this, he reached down into the cardboard carton and pulled out an electric bell. "This bell will be connected across the line cord going to the solenoid. It'll be behind the Microswitch but ahead of the toggle switch. That way it'll start to ring as soon as the door is opened, and will keep on ringing until the door is closed or until we come out and shut it off. Beast or human, it would have to be an iron-nerved character to stick around with this bell clanging away."

WITH THE PLAN clearly in mind, the boys set to work and completed the installation in short order. They put the box

(Advertisement)

(Advertisement)

irish GREEN BAND Recording Tape Now Made by FERRO-SHEEN Process WITH NO HIKE IN PRICE

Tape recorder owners can now enjoy the benefits of Ferro-Sheen for not a penny more than they would pay for ordinary coated recording tape. That's the significance of the announcement that irish brand Green Band is being made by the Ferro-Sheen process. Ferro-Sheen is the exclusive irish tape manufacturing process which astounded the audio world when it was introduced 18 months ago and has rendered ordinary coated tape old-fashioned, if not obsolete. irish Ferro-Sheen process tape has the smoothest and most homogeneously bonded magnetic oxide surface of any recording tape ever made. It ends your worries about gumming up your recorder heads with the abrasive, easily shed oxide coating of ordinary coated tape. It improves the signal-to-noise ratio on all tape recorders. It gives you unprecedented fidelity because the mirror-smooth Ferro-Sheen surface makes for vastly improved head-to-tape contact, resulting in improved high-frequency response. It is simply the best-engineered tape in the world.



If your favorite dealer does not have irish Ferro-Sheen process tape, write directly to the manufacturer. You should write in any case, because irish will send you free of charge (and without any obligation) an illustrated booklet on "How Magnetic Tape Is Made," as well as the irish Comparator Card, which shows at a glance "Which Tape has the Smoothest Surface." Address all inquiries to ORRadio Industries, Inc., Opelika 16, Alabama.

POPULAR ELECTRONICS

NATIONAL SCHOOLS

proudly presents

**FOR MEN
WHO WANT
TO EARN
MORE MONEY**

TELERAMA • ALL 8 BRANCHES OF TELEVISION • ELECTRONICS • RADIO IN ONE DYNAMIC, MODERN SHOP METHOD, HOME TRAINING COURSE

*Registration applied for

Another great advance in **HOME STUDY TRAINING**. Let National Schools, of Los Angeles, a practical Technical Resident Trade School for over 50 years, train you at home by Shop-Method, for today's unlimited opportunities in **ALL 8 BRANCHES** of the Television, Electronics, Radio Industry.

Check all you receive in *One Master Course* at One Low Tuition

1. Television — Including Color TV
2. Radio — FM and AM
3. Industrial Electronics
4. Sound Recording and Hi-Fidelity
5. Preparation for FCC License
6. Automation
7. Radar and Sonar
8. Communications

ALL OF THIS MODERN, NEWEST PRACTICAL EQUIPMENT IS YOURS TO KEEP!

- Parts to Build a modern TV set, including large screen Picture Tube.
- Parts to build a powerful Superhet Receiver, standard broadcast and short wave
- Parts to conduct many experiments and build Continuity Checker, RF Oscillator, TV Circuits, Audio Oscillator, TRF Receiver, Signal Generator
- Professional Multimeter
- These are a MUST for all technicians

YOU DO MANY PRACTICAL JOBS.

You do servicing, circuit analysis and many other down-to-earth experiments. You build a modern TV set from the ground up with equipment kits we give you, including a new large screen picture tube and professional Multimeter, at no additional charge.

EARN AS YOU LEARN! Many of our students earn their entire tuition and more in Spare Time jobs we show them how to do while learning. **YOU GET GRADUATE ADVISORY SERVICE, TOO**

**ALL YOURS
TO KEEP**

L. J. ROSENKRANZ
President of NATIONAL SCHOOLS




This Master-Shop-Method course is completely up-to-date. Here in Los Angeles, the TV and Electronics center of the world, we are able to keep in constant touch with the industries' latest developments. As a student, you will quickly master all phases at home in your spare time. Your earning power will grow with every lesson. Just as thousands of National Schools graduates do every day, you can handle servicing, manufacturing, repairing, hundreds of other jobs, or make good money in your own business. **SECURE YOUR FUTURE—NOW SEND COUPON BELOW**



IN THESE MODERN TV STUDIOS, SHOPS AND LABORATORIES, your Shop Method Home Study Course was developed by experienced instructors and engineers. What an advantage that is to you at home — each lesson is tested, proved, easy to understand. You can master the most up-to-date projects, such as color TV set repair, printed circuits — even prepare for F.C.C. License and industrial electronics without taking a special course. **TAKE YOUR FIRST STEP NOW TO A TOP-PAY JOB IN TV, ELECTRONICS, RADIO. SEND COUPON BELOW TODAY.**



**APPROVED FOR
VETERANS
AND
NON-VETERANS**



NATIONAL SCHOOLS

4000 S. FIGUEROA ST., LOS ANGELES 37, CALIF.
187 N. LA SALLE ST., CHICAGO 1, ILL.

IN CANADA: 811 W. Hastings St., Vancouver, B. C.



FREE!
Fully illustrated "CAREER" BOOK in TV, Radio, Electronics, AND actual Sample Lesson—yours at no cost, no obligation **SEND COUPON NOW—TODAY!**



NATIONAL SCHOOLS TECHNICAL TRADE TRAINING SINCE 1905 Los Angeles, California

GET FAST SERVICE—MAIL NOW TO OFFICE NEAREST YOU!

NATIONAL SCHOOLS, DEPT. R2G-66
4000 S. FIGUEROA ST., LOS ANGELES 37, CALIF. OR 187 N. LA SALLE ST., CHICAGO 1, ILL.

Rush free TV-Radio "Opportunity" Book and sample lesson. No salesman will call.

NAME _____ BIRTHDAY _____ 19__
ADDRESS _____
CITY _____ ZONE _____ STATE _____
VETERANS Give Date of Discharge _____

CARL & JERRY (Continued from page 14)

housing the camera at one side of the door where it would be most likely to get a good profile shot of anyone looking down at the latch. When everything was in place, Jerry flipped the toggle switch on the camera mounting board to *off* and plugged the line cord into a receptacle inside the building. Instantly the electric bell began to ring loudly; but it stopped when the door was closed. Jerry thrust a bulb into the flash gun mounted on the camera and called to his uncle who was just going to the house with a brimming bucket of milk dangling from each arm:

"Uncle Walt, will you want to go into the chicken house any more during the evening?"

"Nope, I'm all through in there; so you can set your trap. Then you boys come on up to the house and wash up for supper. It ought to be about ready."

After one more final inspection of the wiring, Jerry flipped the toggle switch to *on* and the boys followed Mr. Bishop to the house. There, Mrs. Bishop, who looked a lot more like a club woman than a "typical" farm wife, served a fine country meal consisting of golden-brown store-dressed fried chicken, ready-mixed light biscuits covered with plenty of good yellow mar-

garine, and a dessert of commercially quick-frozen strawberries spread over large mounds of luscious vanilla ice cream from the local ice cream plant.

This huge meal and the outdoor exercise the boys had had made them so sleepy that they were barely able to stay awake until nine o'clock. Right after that, they all went to bed.

IT SEEMED to Jerry that his head had barely touched the pillow before he found himself sitting bolt-upright in bed, staring into the darkness, while the distant ringing of a bell came through the open window. Nimble he hopped out on the floor and switched on the light, only to discover that Carl was already tugging his pants on over his pyjamas.

"Sounds like we got a rat in our trap," Carl grunted, as he tried to wriggle a bare foot into his shoe.

The boys pounded down the stairs and out into the barnyard. The bobbing circle of light from Mr. Bishop's flashlight guided them to the hen house where Uncle Walt, a double-barreled shotgun cradled in the crook of his arm, stood looking at the open door of the building.

"Whatever the thing was, it took off when the bell started to ring," he told the wide-eyed youths; "but if your contraption



DO-IT-YOURSELF HIGH FIDELITY CRYSTAL DIODE A M TUNER KIT

**NO POWER REQUIREMENTS •
SELECTIVITY (20 KC) • LOW
COST • NO NOISE • LIFETIME
TROUBLE FREE OPERATION •
SENSITIVITY • GAIN CONTROL
SMALL SIZE 4"x7"x3½" DEEP
VERNIER DIAL • NOTHING TO
CAUSE DISTORTION • FREQ.
540 KC-1700 KC**

*The No. 565 tuner kit is fully guaranteed.
Buy with confidence from your Radio and
TV Parts Distributor. It is one of the
lowest priced quality tuner kits on the
market.*


Net Price \$14.70

**J. W. MILLER COMPANY
5917 S. MAIN ST., LOS ANGELES 3, CALIF.**

Canadian Representative: Atlas Radio Corporation, Ltd.

50 Wingold Ave. Toronto 10, Ont., Canada

MEN 17-55!
HERE'S A NEW
OPPORTUNITY
FOR YOU!



PREPARE AT HOME FOR A
PROFITABLE CAREER IN
AUTOMATION
ELECTRONICS*

Get in on the Ground Floor of this
Fast-Moving Field

Want a better job? ... more money? ... better working conditions? These are the things that can come to a man when he has a skill to offer ... especially when that skill is in a newer field where ground floor opportunities often lead to well-paying positions. Such a field is the Electronic applications to AUTOMATION — and what a field!

Many plants, large and small, in various parts of the country are looking for ways of using automatic electronic control equipment to help turn out a better product and at lower cost. This equipment must be designed, installed and maintained — calling for well trained men. That's where YOU may come in!

You need no special technical experience ... no previous knowledge of Automation Electronics ... to prepare for a future that can be bright and more secure. For now there is a proved way to get this important know-how. Mail coupon for complete details. Men 17 to 55 preferred.

***WHAT IS AUTOMATION ELECTRONICS?**

Simply stated, this refers to the marvelous electronic controls that will help regulate the much talked about "automatic factory" — as well as other amazing automatic equipment in plants, offices and elsewhere. It is a gateway to some of the most desirable opportunities in the amazing, newer field of Automation.

ONE OF AMERICA'S
FOREMOST ELECTRONICS
TRAINING CENTERS



DEVRY TECHNICAL INSTITUTE
 CHICAGO 41, ILLINOIS
 FORMERLY
 DEFOREST'S TRAINING, INC.

A New Training Program!


As one of the leading organizations of its kind, the DeVry Technical Institute has years of experience in teaching Electronics, Television and Radio. So it is only natural for this training institute to develop a new program to prepare men for good jobs in instrumentation — as well as in the design, installation and maintenance of Electronic controls — as applied to Automation.

EMPLOYMENT SERVICE

Following the same proved method used to train thousands of other men, you get valuable practical experience from actual electronic equipment. You also receive well-illustrated texts and effective moving pictures to show important basic principles—a wonderful home training advantage! To top that off, DTI provides actual employment help when you have completed the training—all of which can open the way to many new and exciting opportunities.

Member of
 National Home Study Council

Industrial Processing




Making Electronic devices



Recording and billing



Anti-aircraft gun control



Traffic control signals

MAIL THIS COUPON TODAY!

DEVRY TECHNICAL INSTITUTE, Dept. PE-6A-M
 4141 Belmont Avenue, Chicago 41, Ill.

I would like further information about the newer Electronic opportunities in AUTOMATION, also facts on how you may help me to prepare.

Name _____ Age _____

Please Print


Street _____ Apt. _____

City _____ Zone _____ State _____

1012 DTI's training is available in Canada

LOOK

what \$35⁹⁰ buys...



New EMC Model 209

TUBE TESTER AND REJUVENATOR*

"YOU CAN HOLD THIS MINIATURIZED INSTRUMENT IN ONE HAND... a revolutionary new development, it gives fast, absolutely accurate checks for tube quality, shorts, leakages, continuity, and opens on all modern and future tubes... uses standard emission test for quick readings on modern, 3/2" plastic meter... flexible switching system prevents obsolescence. This professional instrument also rejuvenates picture tubes with the Model CRA (Picture Tube Test Adaptor)*... specially designed by advanced engineering techniques, its handy size (6 3/4" x 7 1/2" x 4") makes it ideal for home calls."

EMC Model 209

(as illustrated in Hammertone metal case) \$35.90

In oak carrying case 38.50

Kit form 25.90

Complete with plastic-covered, detailed instruction book and tube listings.

*EMC Model CRA (Picture Tube Adaptor) 4.50



Yes, send me full technical information about Model 209 and a complete catalog of other EMC Instruments. PE-6

NAME _____

STREET _____

CITY _____ STATE _____

EMC ELECTRONIC MEASUREMENTS CORP.
280 LAFAYETTE STREET
NEW YORK 12, NEW YORK
EXPORT DEPT - 370 BROADWAY, N. Y. 13, N. Y.

CARL & JERRY (Continued from page 16)

worked, you should have his calling card inside the camera."

An examination with the aid of the flashlight revealed that the toggle switch had been flipped to *off*, indicating that the camera shutter had been tripped. Jerry removed the camera from the board and advanced the film to the next exposure.

"It's only two a. m.; so we may as well go back to bed," Uncle Walter suggested, as he closed and latched the door. "I'll see you young buckeroos at breakfast."

For a few minutes after getting back in bed, Carl and Jerry were too excited to go to sleep. But they soon calmed down and drifted off into slumber. They knew nothing more until Jerry's Aunt Enid knocked at their door and told them that breakfast was ready.

THE BOYS bolted their breakfast pancakes and sausage in short order. They paused only long enough to take a couple of pictures of Mr. and Mrs. Bishop, "just to finish off the roll" as they unflatteringly put it, before they hopped on their bicycles and headed back for town and the dark-room Carl had fixed up in a corner of his basement.

Inside this room, with the safelight turned on, Jerry removed the roll of Verichrome film from the camera, stripped off the backing paper, and attached clips to the ends while Carl filled one tray with developing solution, another with clear water, and a third with hypo. A quick check with a thermometer showed that by



"By golly, it's a midget burglar!" Jerry declared, looking over at the negative which was third from one end of the strip of film Carl had developed.

POPULAR ELECTRONICS



New radio transceiver by VCA for only \$69.75 per unit complete

At last, you can get a quality loud-speaking radio transceiver at half the usual cost. It's the new Vocaline Model JRC-400. Featuring everything you expect in a transceiver for the Citizen's Band. Vocaline still is only \$69.75 per unit.

Operating on AC or DC, Vocaline uses a 115 volt AC or 6 volt DC power source. Rugged, compact, lightweight (4 lbs.), it has a good range often up to 10 miles, along unobstructed line of sight.

Since Vocaline has a fixed frequency (Citizen's Radio Band), you need no operator's license, only a station license, available to any citizen 18 or over.

Sound interesting? Simply fill in coupon on right for folder and name of nearest dealer. ▶

Vocaline Radio Transceiver Model JRC-400

Federal Communication Commission approved transceiver (type approval No. CR-423) for Class B Citizens Radio Service.

Unit Specifications

Frequency: 465 Megacycles: RF Power Input: 2 Watts: Power output: 1/3 Watt: Amplitude Modulated Radio Telephone: Power Consumption: 18 Watts AC; Power Supply: 117 Volt AC or 6 Volt DC: (12 Volt on special order) Tubes: 6AV6, 6AF4A, 6AS5: Weight: 4 lbs.: Dimensions: 9" x 6" x 5": Accessories:—Ground Plane Antenna (for interior to exterior communication) VCA part #GP-4 \$7.95 ea. extra.

Vocaline Company of America, Inc.
101 Coulter Street
Old Saybrook, Connecticut

Please send folder and name of nearest dealer.

Name _____

Address _____

CARL & JERRY (Continued from page 18)

one of those happy coincidences that do happen occasionally, the solutions were exactly at 68 degrees. Carl passed the strip of film through the clear water a couple of times and then began to seesaw it gently and methodically through the tray of developing solution. After a couple of minutes, Jerry, whose head had been bobbing up and down with the movement of the film as he tried to make out the emerging negative pictures, muttered:

"We didn't draw a blank, anyway; there's something on every frame."

After a couple more minutes of passing the film through the developer, Carl transferred it to the clear water for a few passes and then began to seesaw it through the tray of hypo. When he had done this for several minutes, he stopped and turned on the white light.

"By golly, it's a midget burglar!" Jerry declared, looking over at the negative which was third from one end of the strip of film Carl had developed.

"Burglar, my eye!" Carl said with a grin. "That's a coon, and a big fat one at that. All coons have that distinctive mask-marking around the eyes. There's something around his neck I can't make out on the negative. Let me finish fixing, washing,

and drying the film. Then we'll make a print so that we can really see the details."

AN HOUR LATER both boys were examining a fine large print of the raccoon, which must have been staring directly at the camera when the flash bulb went off. It was standing on its hind legs, and its little paws still had hold of the latch. Around its neck was a leather collar with a metal plate fastened to it.

"That must be a pet coon," Jerry said. "I'll run upstairs and tell Uncle Walter, and see what he knows about it."

In a few minutes, he came back into the darkroom with a broad grin on his face.

"The mystery is solved. Uncle Walt says that the coon is a pet of a boy who lives on the next farm. It's so tame that they just let it run loose like a dog. It must have been prowling around Uncle Walt's farm when it discovered how to open the chicken house door—coons are very clever about things like that—and then had itself a real ball scaring the hens. This was so much fun, evidently, that the coon came back and did it again every night or so. Uncle Walt called the boy, and he promised to keep Mr. Coon tied up at night.

"Another victory for the electronic coon hunters!" Carl remarked, starting to put away the developing materials.

-30-

biggest dollars
worth ever!
STANLEY'S
HIGH QUALITY
TUBES
never before
price slashed so
LOW!

Individually Boxed		1 Year RTMA Guarantee		Best Brands Available	
OZ4	1U4	6AG5	6BQ7A	6SA7	7C7
1A3	1U5	6AG7	6BY5G	6SA7GT	7E5
1A5GT	1V	6AH4	6BZ7	6SC7	7E6
1A6	1V2	6AH6	6C4	6SG7	7E7
1A7GT	1X2A	6AJ5	6CSGT	6SH7GT	7F7
1AB5	2A5	6AK5	6CF6	6SJ7	7F8
1AX2	2A6	6AL5	6CF6	6SJTGT	7G7
1B3GT	2A7	6AL7GT	6CB6	6SK7	7H7
1B4P	2B7	6AQ5	6CD6G	6SK7GT	7K7
1B5	3A4	6AQ6	6CS6	6SL7GT	7N7
1B7GT	3A5	6AQTGT	6D6	6SN7GT	7Q7
1C5GT	3ABG1	6A55	6E5	6SQ7	7S7
1C6	3B7	6AK5	6F5GT	6SQ7GT	7X6
1C7G	3D6	6AU4	6F6GT	6SR7	7Y4
1C8	3Q4	6AU5GT	6F7	6SR7GT	7Z4
1D5GP	3Q5GT	6AU6	6G6G	6S57	12A6
1E5GP	354	6AV5GT	6H6GT	6T8	12AT6
1E8	3V4	6AV6	6J5	6U8	12AT7
1F7G	5AX4	6AX4	6J6	6V6GT	12AUG
1H6GT	5T4	6AX5GT	6J7	6W4GT	12AU7
1J6GT	5U4G	6B5	6J7GT	6W6GT	12AV6
1L4	5V4G	6B6G	6J8G	6X4	12AV7
1L6	5X4G	6B7	6K5GT	6X5GT	12AX7
1LA6	5Y3G	6BBG	6K6GT	6Y6G	12AY7
1LC5	5Y3GT	6BA6	6K7	7A4-XXL	12BA6
1LC6	5Y4G	6BA7	6K7GT	7A5	12BA7
1LD5	5Z3	6B5	6K9G	7A6	12B6
1LE3	5Z4	6BD5GT	6K8GT	7A7	12BE6
1LG5	6A3	6BE6	6L6GA	7A8	12BH7
1LN5	6A5G	6BF5	6L7G	7AG7	12BY7
1NSGT	6A7	6BG6G	6N7	7B4	12J5GT
1PSGT	6A8	6BH6	6P5GT	7B5	12K8
1QSGT	6ABGT	6BJ6	6Q7	7B6	12SA7
1RS	6AB4	6B5	6Q7GT	7B7	12S7GT
1S4	6AB7	6BK7A	6R7	7B8	12SG7
1S5	6AC5GT	6BL7GT	6S4	7C4	12SH7
1T4	6AC7	6BN6	6S7G	7C5	12SJTGT
1T5GT	6AF4	6BQ6GT	6S8GT	7C6	12SK7

TAKE YOUR CHOICE! ANY ASSORTMENT RECEIVING TUBES
47¢ EACH



STANLEY
ELECTRONICS CORP

Write for NEW FREE CATALOG! LOWEST PRICES ANYWHERE!

Picture Tubes—Transmitter Tubes—Radio & TV Parts


TERMS: FREE POSTAGE on all prepaid continental U.S.A. orders 50¢ handling charge on all orders under \$5. 25% deposit on all C.O.D.'s. Subject to prior sale.

935 MAIN AVE., PASSAIC, N. J.
Dept. PE-6, Gregory-1-2498

Unconditionally Guaranteed for one year.

FREE POSTAGE on all prepaid continental U.S.A. orders.

RCA offers you the
 finest training
 at home in
Radio-TV
 electronics,
TV servicing,
Color TV



**SEND FOR THIS FREE
 BOOK NOW!**

The instruction you receive and equipment you get (and keep) will start you on your way. Pay-as-you-learn. You pay for only one study group at a time. This 52 page book contains complete information on Home Study Courses for the beginner and the advanced student.



RCA INSTITUTES, INC.
 A SERVICE OF RADIO CORPORATION OF AMERICA
 350 WEST FOURTH STREET, NEW YORK 14, N.Y.

RCA Institutes, Inc., Home Study PE-66
 350 West Fourth Street New York 14, N. Y.
 Without obligation, send me FREE CATALOG
 on Home Study Courses in Radio, Television
 and Color TV. No salesman will call.

Name Please Print
 Address
 City Zone State

IMPORTANT
 Be sure to write
 for RCA Institutes
 catalog before
 signing up for any
 Radio-TV course

June, 1956

POPULAR SAMS BOOKS FOR THE EXPERIMENTER • AMATEUR • TECHNICIAN

Sams books cover every phase of Electronics for the experimenter, student, service technician and engineer. Listed below are a few of the many valuable Sams books. Ask for FREE Book List describing all titles available.



USE THIS HANDY ORDER FORM

- Transistors.** The first complete, practical book on Transistors and their application in TV-Radio-Electronics. Explains theory, circuitry, installation, testing techniques and servicing. 100 pages; 5½ x 8½"; illustrated. . . . \$1.50
- So You Want to Be a Ham.** Shows you how to get your license and acquire equipment. Covers: Conquering the Code, Getting Your Ticket, Going on the Air, etc. 196 pages; 5½ x 8½"; illustrated. . . . \$2.50
- Basic Radio Manual.** Complete course covers theory, definitions, components. Includes section on actual projects that translate theory into practice. 248 pages; 8½ x 11"; illustrated. . . . \$5.00
- Basic TV Manual.** Covers all phases of TV set operation and design from picture tube to antenna. Includes project section demonstrating theory in action. 312 pages; 8½ x 11"; illustrated. . . . \$5.00
- Atomic Radiation, Detection and Measurement.** Helps you understand nuclear science and its applications. Covers circuitry and operation of all types of detection devices. 200 pages; 5½ x 8½" \$3.00
- Practical TV Servicing.** Shows how to install antennas, align sets, how to adjust and tune every part of the audio and video sections; includes data on UHF and Color. 400 pages; 5½ x 8½"; illustrated. . . . \$4.25
- Radio Receiver Servicing.** Covers all basic receiver types—gives time-saving hints for solving common troubles, such as dead set, weak set, noisy set, etc. 192 pages; 5½ x 8½"; illustrated. . . . \$2.50
- Tape Recorders.** Explains recorder theory, tape characteristics, how recorders work; covers motorboard mechanism, drive motors, volume indicators, bias oscillators, amplifiers, magnetic heads, equalization circuits. 176 pages; 5½ x 8½"; illustrated. . . . \$2.75

HOWARD W. SAMS & CO., INC.

Order from any Radio & TV Supplier-Wholesaler, or mail to Howard W. Sams & Co., Inc., Dept. 14-F6, 2201 E. 46th St., Indianapolis 5, Ind.

Send books checked above. My (check) (money order) for \$ is enclosed.

Name

Address

City Zone State
(outside U.S.A. priced slightly higher)

POP'tronics

BOOKSHELF

"THE RADIO AMATEUR'S HANDBOOK" (33rd Edition, 1956), published by the American Radio Relay League, 38 La Salle Rd., West Hartford 7, Conn. 760 pages. Paper bound. Price, \$3.00 in U. S.; \$3.50, U. S. Possessions and Canada; and \$4.00 elsewhere.

If you are an old-timer, little need be said about this latest edition of the "Handbook." If you are a newcomer to electronics or ham radio, one of your first investments should be in this "handbook." It is a composite volume of valuable schematics, construction features, and theory on antennas, transmitters, receivers, converters, and test equipment. This new edition contains additional material on simpler designs, with the Novice especially in mind.

The "Handbook" is also a storehouse for information on tubes, transistors, and other miscellaneous data. Over 1350 illustrations have been used, plus 122 basic formulas. The index alone consumes 13 pages.

Recommended: For every electronics experimenter and budding ham who wants to "get his feet wet."

"THE RADIO HANDBOOK" (14th Edition), published by Editors & Engineers, Ltd., Summerland, Calif. 745 pages. Cloth bound. Price, \$7.50 in bookstores (add 10% if ordered directly from publisher).

There is a great tendency among radio technicians and hams to compare this "Handbook" with the "Handbook" published by the American Radio Relay League. Inevitably, a comparison has established that both books are valuable; and although they appear to cover similar fields, they are often worlds apart. This book is a true "Californian" approach to ham radio and practical electronics. The ideas and circuits it presents are vital and unusual.

Unlike the ARRL "Handbook" (which is revised yearly and brought up to date), the previous edition of this volume appeared in 1951. All topics are new, and practically every single design will be food

Send for FREE booklet and get the

BIG PAYOFF

in RADIO-TV-ELECTRONICS

What would a \$10 or \$20 a week raise mean to you?

Just one \$10-a-week raise will repay your investment in CREI training, and leave you a profit of \$200 or more the very first year! All further raises are pure profit, and you'll be prepared for many more promotions and raises in the future!

Today thousands of electronics hobbyists have an opportunity to turn their hobbies into profits. It's the "Age of Electronics"! Trained men are in crucial demand! You may be "outside" the electronics industries now, working on a job you enjoy far less than experimenting, building, transmitting, receiving; working for less money than is being paid to electronics engineering technicians. But your "true love" is electronics. Why not awaken to your opportunities—now.

ELECTRONICS IS SCREAMING FOR MEN LIKE YOU!

Here are just two of the high-level opportunities available from coast to coast:

"Just about four months have passed since I made my first recruiting trip to CREI. As a result of that visit Messrs. Kohn, Plante and Wenger are now members of the Laboratories and Mr. Kresge soon will be . . . we have some openings now and will have others . . ."—Bell Telephone Laboratories, Murray Hill, N. J.

"Two openings in our Field Service . . . aircraft electronics . . . starting salary is \$380 and up . . ."—North American Aviation, Inc., Columbus, Ohio.

COUNTLESS POSITIONS MUST BE FILLED

And only trained men can fill them. You can get your share, if you take time now to gain that indispensable knowledge.

ALL YOU NEED IS ADVANCED TECHNICAL TRAINING

Sure you have some experience. But the fellows with only partial technical knowledge move slowly, or stand still, while you—the man with advanced technical training—plunge ahead in the golden world of electronics opportunities.



ACQUIRE NECESSARY TRAINING AT HOME

Use spare-time hobby hours for CREI Home Study as thousands of successful technicians have since 1927. Get concentrated training in minimum time, then step into a good job and enjoy good pay in the mushrooming electronics industry.

SEND FOR FREE BOOKLET. IT TELLS YOU HOW

How to gain career success in the tremendous electronics industries. It pinpoints opportunities which exist. By 1960, the electronics industries will do no less than \$15 billion worth of business per year, not counting military orders. Take TV for example: There are about 84,000,000 TV sets and over 425 TV stations on the air. Color TV is pushing ahead furiously. There is but one field of maximum opportunity in this electronic age.

CREI TRAINS YOU IN MINIMUM TIME AT HOME

Thousands of men before you have benefited quickly from CREI Home Study training. Thousands of CREI graduates are now employed in industry here and abroad. Here is what they say:

"In this time of less than two years, I have almost doubled my salary and have gone from wireman, to engineering assistant and now to junior engineer. I have CREI to thank."—Frank A. Eckert, 22 Clover Lane, Levittown, Pa.

VETERAN?

If discharged after June 27, 1950, let new GI Bill of Rights help you get resident instruction. Check coupon for full data.

LIKE TO STUDY IN WASHINGTON?

CREI also offers resident instruction at same high level day or night. Classes start often. Check coupon for Residence School catalog. Qualified residence graduates earn degree: "Associate in Applied Science."

FAMOUS FOR 28 YEARS

CREI is known and respected throughout the electronic world. Since 1927 we have trained thousands in the military, industry and government. "ASK ANY ENGINEER."

MAIL THIS COUPON . . . TODAY!

CAPITOL RADIO ENGINEERING INSTITUTE

Accredited Technical Institute Curricula—Founded in 1927
3224 16th St., N.W., Dept. 126C, Washington 10, D. C.

Send booklet "Your Future in the New World of Electronics" and course outline.

CHECK FIELD OF GREATEST INTEREST

- Practical Radio Electronics Engineering
- Broadcast Radio Engineering (AM, FM, TV)
- Practical Television Engineering
- Practical Aeronautical Electronics Engineering

Name

Street

City Zone State

Check: Home Study Residence School Korean Veteran

To help us answer your request intelligently, please give the following information:

EMPLOYED BY

TYPE OF PRESENT WORK

SCHOOL BACKGROUND

ELECTRONICS EXPERIENCE

IN WHAT BRANCH OF ELECTRONICS ARE YOU MOST INTERESTED

for thought. We are particularly impressed with the clear-cut drawings, captions that say things, and the concise, tight, information-packed pages.

Recommended: For all hams, engineers, and technicians.

"ELECTRONICS FOR EVERYONE" by Monroe Upton. Published by The Devin-Adair Co., 23 East 26th St., New York 10, N. Y. 370 pages. Cloth bound. Price, \$6.00.

Electronics, in its countless applications, has become so important and universal in modern life that it is a subject no longer in the exclusive domain of the technician and engineer. As the title of this book suggests, it is for everyone. The author, who operated his own ham station in 1914, is eminently qualified to develop this theme, having practically grown up with the industry and served personally in many capacities—from building a broadcast station in Shanghai to acting as a disc jockey.

Assuming no electrical knowledge on the part of the reader, this book takes its audience from the very simple to the more complex phases of electronics. The text is engagingly written and amply illustrated. Much of it is genuinely stimulating, such as the chapter entitled "Do We Inhabit a

Magnet?" While this volume is no substitute for a more technical groundwork in electronics, it will certainly put the beginner on speaking terms with most electronic terms and phenomena.

Recommended: For the general reader interested in electronics; for the more advanced technician as a stimulating summary of the field.

"ELECTRONIC CIRCUITRY FOR INSTRUMENTS AND EQUIPMENT" by Milton H. Aronson. Published by Instruments Publishing Co., 845 Ridge Ave., Pittsburgh 12, Pa. 315 pages. Cloth bound. Price, \$4.00.

Most of the basic concepts, terms, components, and circuitry that are used in electronics are discussed in this information-crammed volume. Readers casting about for a technically written "first" book might do well to consider this one. It opens with a discussion of the "Electrical Nature of Matter" and concludes with "Military Electronics." Between these two sections, it touches on vacuum tubes, amplifiers, transistors, oscillators, test equipment, television, and several other subjects.

This is a heavy order for one book, and this volume is by no means the last word



HIGH-PAY CAREERS IN ELECTRONICS — TELEVISION — RADIO Await Men with COMPLETE Training!

Nationally-recognized, accredited Central training is designed to get you into high-paying career positions in the shortest possible time. In addition, Central's "Progressive Plan" is so arranged that each phase of training you complete qualifies you for a more important, better-pay position. In just a few short weeks you are qualified for certain basic jobs. Then, with every additional training phase that you complete, you qualify "up the ladder" for more advanced types of positions. Central offers complete Electronics-TV-Radio training leading to an Associate of Science degree, and qualifying you as an *Electronics Engineering Technician!*

Thousands of Central graduates have been placed at almost every technical level in the electronics industry. Free nation-wide placement service.

3 PROVEN TRAINING PLANS

(Choose the one that fits your requirements)

- 1. HOME STUDY COURSE** (with 9 kits of equipment)—Qualifies you for diploma, FCC license, and a variety of electronics jobs (or transfer into advanced resident training).
- 2. HOME STUDY-RESIDENT COURSE** (with 9 kits of equipment)—Home study, followed by short period of resident training. Qualifies you for diploma, FCC license, and a wide variety of Electronics-TV-Radio positions (or continue with advanced resident training). An accredited technical institute curriculum.
- 3. FULL RESIDENT COURSE**—Qualifies you for Associate of Science (A.S.) degree and top-pay employment opportunities as Electronics Engineering Technician. Part-time employment opportunities available for students while training. An accredited technical institute curriculum.

Don't limit yourself! Get the facts on Centrals complete training that can take you just as far as you want to go in the electronics technician field. Send coupon *today* for FREE brochure on your opportunities in Electronics.

VETERANS! Central offers courses approved under G.I. Bill

CENTRAL TECHNICAL INSTITUTE

Dept. A-66, 1644 Wyandotte St., Kansas City 8, Mo.

Tell me more about how you can qualify me for a high-pay Electronics career.

Name _____ Age _____

Address _____ Phone _____

City _____ State _____

If Korean veteran, give approximate discharge date _____

Lafayette Brings You Super Values!

**AN R/C RECEIVER
COMPLETELY
ASSEMBLED
AND WIRED —
INCLUDES TUBE
READY
TO OPERATE!**




Reg. Value
~~\$15.00~~

SPECIAL!
\$7.95

A truly sensational value in a superbly designed and constructed hard-tube R/C receiver. Operates on popular exam-free 27.265 MC remote control band. Extremely efficient and dependable, this amazing receiver has more than adequate sensitivity for a range of approximately 1 mile. Outstanding for economy of operation, its minimum life with initial 3S4 tube is several thousand hours! Ingeniously constructed for unmatched stability of performance, and to withstand unusual vibration and shock. Requires one 1.5 volt A battery, one 45 volt B battery and 2" antenna lead. Size: 1 3/8" x 1-15/16" x 3". Weight 3.3 oz. F-208 Net 7.95


2 TRANSISTOR POCKET RADIO KIT



Packed into a 2 1/4" x 3 1/2" x 1 1/4" plastic case this Two Transistor plus crystal diode radio kit offers many surprises, utilizing a regenerative detector circuit with transformer coupled audio stage, gives you high gain and excellent selectivity. Pulls in distant stations with ease with more than ample earphone volume. Kit comes complete with two transistors, crystal diode, loopstick, Argonne transistor audio transformer, resistors, condensers, plastic case, etc. Including schematic and instructions.

KT-68A Complete Kit less earphones. 11.80
Net Super Power Dynamic Earphone. Ideal for Transistor Circuit Imp. 8000 ohm. D.C. 2000 ohm 3.95


TRANSISTOR CODE PRACTICE OSCILLATOR KIT



For those interested in mastering the international code, an audio tone oscillator is essential. The circuit of this transistorized feedback oscillator has the simplicity of the neon glow, the signal strength of the vacuum tube, and requires only two penlite cells for weeks of service. It may be used for solo practice, or two may send and receive with the same unit. Kit comes complete with Transistor, Telegraph Key, Resistors, Condensers, Masonite Board, etc., and Schematic Diagram.

KT-72 Net 2.99
Cannon ECI—Single Headset Net 1.13

**NEW! EXCLUSIVE
REVOLUTIONARY DESIGN!
TRANSISTOR 2 GANG VARIABLE SUPER-HET
CONDENSER—1/2" x 1" x 1" THE SMALLEST SUPER
HET VARIABLE CONDENSER IN THE WORLD!**



\$1.95

Lafayette does it again with this new super 2 gang midget variable condenser. An exciting and proven innovation in the transistor parts field! Manufacture for top performance in transistor super-het circuitry, it measures only 1/2" x 1" x 1". Has 2 gangs specifically designed for transistor super-hets — 10 to 208 mmf capacitance on the antenna section, and 10 to 100 mmf on the cut oscillator section. Self contained trimmers. Tunes through 180°. Entirely enclosed in a transparent plastic case! The smallest complete 2 gang variable for super-hets in the world! Offers unlimited possibilities to the experimenter.

MS-270 Net 1.95
MATCHED } MS-265—Osc. Coil Net .79 Ea.
COIL SET } MS-272—Ant. Coil Net .95 Ea.

365 MMF SINGLE GANG SUPER MIDGET VARIABLE CONDENSER

For exceptional performance in TRF and experimental transistor and sub-miniature circuitry, 10 to 365 mmf single gang. Enclosed in transparent plastic case. 1/2" x 1" x 1". MS-274 Net 1.25

NEW! ALL-PURPOSE DYNAMIC EARPHONE

- FOR RADIO AND TV LISTENING
- FOR SUBMINIATURE, MINIATURE AND TRANSISTOR RECEIVERS



A sensitive all-purpose earphone designed for your listening pleasure. Combines the range of a dynamic earphone with the performance of its special magnet to give you excellent reproduction. Lightweight and equipped with ear support that slips comfortably over your ear. You can relax! The support is practically invisible — the earphone can't slip out — it can't fall off. Ideal for use with TV and radio sets, amplifiers, miniature and transistor receivers etc. Complete with 3 ft cord. A super value for the price!

MS-278 — 3000 ohm impedance, 1000 ohm DC resistance, with phone tip plugs. Net 1.95
MS-277 — 6 ohm impedance, with phone tip plugs. For Silent Radio and TV Listening or Viewing Net 1.95
MS-273 — 3000 ohm impedance, 1000 ohm DC resistance, with subminiature phone plug and matching phone jack. Net 2.39
MS-279 — 6 ohm impedance, with subminiature phone plug and matching phone jack. For Silent Radio and TV Listening or Viewing. Net 2.39

Lafayette Radio
100 SIXTH AVE.
NEW YORK, N.Y.

DEPT. V-6

BOSTON 10, MASS., 110 Federal St.
NEWARK 2, N. J., 24 Central Ave.
PLAINFIELD, N. J., 139 W. Second St.
BRONX 50, N. Y., 542 E. Fordham Rd.

Include postage with order.

Send FREE 132-Page
Lafayette Catalog

FREE

Name _____
Address _____
City _____ Zone _____ State _____

BUILD THE BEST!

BUILD ALLIED'S OWN
knight-kits
 fascinating...easy...
 and you SAVE MORE



Sensational
"SPACE-SPANNER"
 Band-Switching Receiver Kit
 THRILLING SHORT WAVE
 AND BROADCAST

Model **\$13.95**
 S-243

All-new 2-band receiver—easy to build—a great value! Pulls in thrilling short wave including amateur, aircraft, police and marine radio (6 to 17 mc), and standard broadcast. Features special highly sensitive regenerative circuit. Has 4" PM speaker and beam-power output tube for strong volume. Kit includes calibrated panel, punched chassis, all parts and tubes, detailed instructions (less wire and solder). 7x10½x6"; for 110-220 v. 50-60 cycles AC or DC. 4½ lbs.


Model S-243. Net F.O.B. Chicago.....**\$13.95**
 S-247. Matching cabinet for above.....**2.85**

New knight-kit
Transistor Radio Kit

Printed Wiring Circuit
 Model S-775

ONLY **\$6.75**

with Headphones
 and Antenna



Experiment with the marvel of transistors! Printed circuit requires no wiring—just assemble with a few solder connections and enjoy excellent reception over the complete AM broadcast band. Compact—fits in the palm of your hand—operates for months from a single penlight cell. Transistor provides plenty of audio power for strong headphone reception. Complete with all parts, penlight cell, antenna, 4000-ohm headphones and instructions (less solder). Shpg. wt., 2 lbs.

Model S-775. Net F.O.B. Chicago.....**\$6.75**

FREE

WRITE FOR CATALOG

See the complete line of famous Knight-Kits, including Oscilloscope, VTVM, VOM, Signal Tracer, Tube Checker, Hi-Fi Amplifiers, Amateur Transmitter and dozens of others. Write today for the 324-page ALLIED Catalog—the leading buying guide to everything in Electronics.



ALLIED RADIO

Allied Radio Corp., Dept. 79-F-6
 100 N. Western Ave., Chicago 80, Ill.

OUR
 35TH
 YEAR

Please ship the following Knight-Kits: _____

My check , money order for \$ _____ enclosed

Please send FREE 1956 Catalog.

Name _____

Address _____

City _____ Zone _____ State _____

on all the topics mentioned—but it certainly is a worthy "first word." Its use in electronics courses is suggested by the avenues of exploration and further development of themes that are opened to seasoned instructors, as well as by the series of carefully worded test questions included.

Recommended: As a basic text for new or inexperienced technicians.



"SCOPE CONNECTIONS" by V. L. Walker. Published by The Triplett Electrical Instrument Co., Bluffton, Ohio. 29 pages. Paper bound. Price, \$2.00.

Basically an instruction booklet for use with Triplett's Model 3441-A oscilloscope, this volume may have wider value as a general introduction to the use of oscilloscopes for test purposes. It contains several examples of how to check a variety of typical circuits.

Recommended: to all 'scope users.



"MULTIVIBRATORS" by A. Schure. Published by John F. Rider Publisher, Inc., 480 Canal St., New York 13, N.Y. 52 pages. Paper bound. Price, 90 cents.

The multivibrator is a fairly recent development in electronic circuitry. Variations of this "relaxation oscillator" are to be found in television, radar, oscilloscopes, and dozens of other types of equipment. The unique design and functioning of these circuits are explained in this little volume, which is designated as No. 166-7 in the publisher's "Review Series." Its four chapters are devoted to basic principles and the three main types of multivibrators; the bi-stable, the mono-stable, and the a-stable. Circuit action and practical uses are given for each type.

Recommended: for the serious student or technician whose work involves contact with these circuits.

Free Literature Roundup

AN ATTRACTIVE little volume entitled "High Fidelity Especially For You" is available on request from The Heath Co., Benton Harbor, Mich.

PLANNING A CAREER as a TV service technician? A booklet called "Suggested Accreditation Program for TV Receiver Service Technicians" should interest you. Standards for accrediting servicemen, tools and test equipment, and educational requirements are discussed. Free copies are available from Radio - Electronics - Television Manufacturers Association (RETMA), 777 14th Street, N.W., Washington 5, D. C.

-30-

YOU can make MORE MONEY with an FCC LICENSE

What is
the FCC?

How will a
license help me?

How can I get my
FCC License?

Will Cleveland Institute
help me get a job?

get the answers to the above questions **FREE!**

FIND OUT HOW:

Your FCC license and
CIRE diploma will qual-
ify you for the really
fine jobs in Electronics.

Write today for
complete information

NO SALESMAN WILL CALL

- An FCC license insures your future
- The entire industry needs technicians
- Cleveland Institute guarantees license
- the CIRE Job Finding Service will work for you!

FILL OUT COUPON BELOW AND MAIL IT TODAY

CLEVELAND INSTITUTE OF RADIO ELECTRONICS
Desk PE13, 4900 Euclid Bldg., Cleveland 3, Ohio

I want to know how I can get my FCC ticket in a minimum
of time. Send me your **FREE** booklet, "How To Pass FCC
License Examinations" (does not cover exams for Amateur
License), as well as a Sample FCC-type lesson and the amaz-
ing new booklet "Money-Making FCC License Information."
Be sure to tell me about your Television Engineering Course.

PLEASE PRINT CAREFULLY

NAME _____ AGE _____

ADDRESS _____


CITY _____ ZONE _____ STATE _____

For prompt results, send air mail.
Special tuition rates to members of the U. S. Armed Forces.
Electronic Training Available To Canadian Residents.



THE **ONE** SPEAKER FOR ALL LOW-LEVEL P. A. INSTALLATIONS

**By Altec Lansing
A Famous Name
in Sound!**



Altec Lansing 401A

Power Capacity—	14 watts
Impedance—	8 ohms
Resonance—	75 cps
Voice Coil	
Diameter—	1"
Depth—	3-5/8"
Frequency	
Response—	60 to 10,000 cycles

In public address or paging systems requiring a number of speakers to be operated at low levels, the Altec Lansing 401A is your best choice. Offering the highest quality available in inexpensive 8" loudspeakers, the 401A has a frequency response of 60 to 10,000 cycles—well beyond the ordinary performance of public address speakers.

The low price of Altec's 401A also allows you to install more speakers for the same investment. At only \$13.20, the Altec Lansing 401A is your best buy—and your best choice—for high quality, low-level performance in any public address or paging system.



**LOUDSPEAKERS
AMPLIFIERS
PREAMPLIFIERS
TUNERS - ENCLOSURES**

Dept. 6-P
9356 Santa Monica Blvd., Beverly Hills, Calif.
161 Sixth Avenue, New York 13, N.Y.

LETTERS FROM OUR READERS

What Happened to R/C?

■ I recently became interested in R/C, and a friend of mine gave me some old issues. Really swell reading, but what happened to the great plans you apparently had on editorializing this field?

E. C. WESLEY
Katonah, N. Y.

■ What has happened to your R/C Notes column? It did not appear in the March or April issues.
KENNETH ROONEY
Chicago, Ill.

Readers Wesley and Rooney (plus many others) will be pleased to know that the R/C column will be back in an early issue. At the same time, we hope to publish at least one feature a month on novel R/C installations, new receiver and transmitter designs, and equipment tests.

Mobile Telephone

■ How about publishing an article on how the telephone companies install and maintain mobile private telephones? I think it would be very interesting.

NORVAL YERGER
Greenville, Miss.

This task has been assigned to a staff writer and he reports being hard at work (probably to impress the editor). However, a story is scheduled and we are sure that many readers will be surprised at the radiotelephone services now available to the general public.

Can Anyone Help?

■ I am in need of information on plastic lamination of the type used to preserve documents. There must be electronic methods in use, but I've been unable to uncover any sources of information. Could your readers give me a helping hand?

J. JECMEN
Memphis, Tenn.

Still They Come

■ How about plans for a long-wave converter? I would like to receive the 200- to 400-kc. band where the CAA offers weather broadcasts every 30 minutes.

R. D. BRIGHAM
Ames, Iowa

■ I have been reading POP'tronics since it started, but have yet to see anything on the subject that interests me most—long-wave DX. I've seen a few high-priced sets, but really want either a converter or a 4-tube receiver. Also, could you give us a log of possible DX stations below 400 kc.?

C. K. FRENCH
Louisville, Ky.

As mentioned in our May issue (page 20), we will be publishing some material on long-wave DX and equipment in the early fall issues. A staff

POPULAR ELECTRONICS

Get This Valuable Book

FREE



Just For Examining COYNE'S New Set

"Applied Practical Radio-Television"
on 7 DAY FREE TRIAL!

Yes, you get this big, brand new book, "150 Radio-Television Picture Patterns and Diagrams Explained," absolutely FREE! Just off the press. Gives complete 11 x 22" Schematic Diagrams on leading models Radio and TV Sets. Easy-to-read, large 8 1/2 x 11" pages, with full instructions on how to use the diagrams. A "must" in every repair kit. You get this book as a FREE Gift for asking to see Coyne's new 7-book set, "Applied Practical Radio-Television"!

NOW!
7 BIG BOOKS
IN ONE GREAT SET!



AT LAST! MONEY-MAKING "KNOW-HOW" ON TRANSISTORS, COLOR TV AND SERVICING

Coyne's great 7-volume set gives you all the answers to servicing problems—quickly! For basic "know-how" that's easy to understand, you'll find everything you want in Volumes 1 to 5 on over 5000 practical facts and data. Every step from fundamentals to installing, servicing and trouble-shooting all types of radio and TV sets. So up-to-date it covers COLOR TV, UHF and the latest on TRANSISTORS. All this plus Volume 6—NEW Coyne TECHNICAL DICTIONARY with over 4000 definitions of the latest terms, symbols and abbreviations in radio-TV, electronics and electricity.

SEND NO MONEY! Just mail coupon for 7-volume set on 7 days free trial. We'll include book of 150 TV-Radio Patterns and Diagrams. If you keep the set, pay \$2 in 7 days and \$2 per month until \$24.50 plus postage is paid. (Cash price, only \$22.95.) Or you can return the library at our expense in 7 days and owe nothing. YOU BE THE JUDGE. Either way, the book of TV-Radio Patterns is yours FREE to keep! Offer is limited. Act NOW!

EXTRA! 900-PAGE TELEVISION CYCLOPEDIA INCLUDED And then, for speedy on-the-job use, you get volume 7—the famous Coyne TELEVISION CYCLOPEDIA. It answers today's television problems on servicing, alignment, installation, etc. In easy-to-find ABC order, cross-indexed. Use this 7-volume TV-RADIO LIBRARY FREE for 7 days; get the valuable Servicing Book ABSOLUTELY FREE!

FREE BOOK—FREE TRIAL COUPON!

Educational Book Publishing Division
COYNE ELECTRICAL SCHOOL, Dept. 66-PE
500 S. Paulina St., Chicago 12, Ill.

YES! Send 7-Volumes "Applied Practical Radio-Television" for 7 days FREE TRIAL per your offer. Include TV-Radio Patterns & Diagram Book FREE.

Name..... AGE.....
Address.....
City..... Zone..... State.....
Where Employed.....
 Check here if you want library sent C.O.D. You pay postman \$22.95 plus C.O.D. postage on delivery. 7-day money-back guarantee.

Educational Book Publishing Division
COYNE ELECTRICAL SCHOOL
500 S. Paulina St., Dept. 66-PE Chicago 12, Ill.

Amateurs! Manufacturers! Hams! Distributors! EVERYONE BUYS TUBE MART TUBES! write for new free transmitter ... Special Purpose ... Receiving Tube List!

LOWEST TUBE PRICES

ALL TUBES UNCONDITIONALLY GUARANTEED FOR 1 YEAR

Take your pick!
Any Assortment!

PRETESTED TUBES			INDIVIDUALLY BOXED		
0Z4	6AC7	6BK5	6SK7GT	12AL5	12SQ7
1B3GT	6AG5	6BK7	6SL7GT	12AT7	12SR7
1H5GT	6AG7	6BL7GT	6SN7GT	12AU6	19T8
1LC5	6AF4	6B06GT	6SQ7	12A07	19B6SG
1LN5	6AK5	6BQ7	6SR7	12AV6	25BQ5GT
1N5GT	6AL5	6BY5G	6T8	12AV7	25L6GT
1Q5GT	6AQ5	6BZ7	6U8	12AX4GT	25Z5
1R5	6AS5	6C4	6V3	12AX7	25Z6GT
1S4	6AT6	6CB6	6V6GT	12BY7	35B5
1S5	6AU6	6CD6G	6W4GT	12BA6	35C5
1T4	6AUSGT	6F6	6W6GT	12BE6	35L6GT
1T5GT	6AV5	6H6GT	6X4	12AZ7	35W4
1U4	6AV6	6J5GT	6X5GT	12BH7	35Y4
1U5	6AX4GT	6J6	6Y6G	12BY7	35Z5GT
1X2	6AT6	6K6GT	6Z5	12SA7	50A5
3Q4	6AH4GT	6L6	7C6	12SG7	50B5
3S4	6BA6	6S4	7E7	12SJ7GT	50C5
3V4	6BC5	6S8GT	7F7	12SL7GT	50L6GT
5U4G	6BE6	6SA7	7F8	12SN7GT	117Z3
5V4E	6BG6G	6SH7	7N7		
5Y3	6BJ6	6SJ7GT			
6AB4					

TUBES
41c
ea.

BRAND NEW TV PICTURE TUBES

RCA and DUMONT Licensed	Partial Listing	No dud required
10BP4 \$10.95	15DP4 \$16.95	16RP4 \$17.00
12LP4 12.95	16DP4 18.50	17BP4 19.00
12QP4 13.95	16GP4 19.25	17GP4 21.00
14CP4 15.25	16KP4 17.00	17LP4 18.00
		19AP4 \$23.00
		20CP4 24.00
		21ALP4A 24.00
		21EP4 24.00

Picture Tubes Shipped F.O.B. Passaic, N. J. Via Railway Express

Quantity Buyers!
100 Tubes -- \$38.00

TUBE MART DISCOUNT HOUSE

The Lokpet Bldg. Passaic, N. J.

FREE POSTAGE on all pre-paid continental U. S. A. orders. 25c handling charge on all orders under \$5.00. 25% Deposit on all C.O.D.'s. Subject to prior sale.
PRescott 3-0330

Learn at Home

in your spare time

to Fix Electric Appliances



Better Pay—More Opportunities

Get into a field where there is important work and opportunity for the trained man. Millions of electric appliances are sold every year. Every wired home now has an average of 8. Many of them need service and repair. Owners pay well to have them fixed quickly, properly. This is your opportunity for a better job, your own part time or full time business. NRI can give you the training you need, at home, in your spare time.

A Way to Extra Money

Soon after starting you will be able to earn extra cash fixing toasters, clocks, fans, vacuum cleaners, etc., for neighbors and friends. Keep your job while learning and earning. Put spare time to work for you. Work in your basement, garage, spare room. You'll be amazed how easily, quickly you, too, can start earning many extra dollars. NRI shows you how. Even before you finish training your spare time earnings may pay for the course and equipment.

NRI Sends Tester to Learn and Earn

You need proper equipment to service today's automatic appliances. With this course you get parts to build professional type, multi-use Appliance Tester. You learn to use it. Takes guess work out of servicing. Mail coupon for FREE book and Sample Lesson. See how easy it is to learn. Find out about NRI—a school that for more than 40 years has been training men, through home study, for successful, good pay jobs. Our reputation, record, experience back up this course. Write now to: Electric Appliance Training, NRI, Dept. D4F6, Washington 9, D. C.



FREE Lesson and Book
Mail this NOW!

NATIONAL RADIO INSTITUTE

Dept. D4F6, Washington 9, D. C.

Send me Lesson and Book Free. No Salesman will call.

Name.....Age.....

Address.....

City.....Zone.....State.....

APPROVED MEMBER NATIONAL HOME STUDY COUNCIL

writer has been assigned this project, while one of our Contributing Editors is working up several designs for converters. Keep watching—it's coming around the corner!

Oabt Oabt Oabt

■ Tuning down to the low end of the broadcast band on my portable. I found someone sending "OABT OABT OABT" over and over in Morse code. Could anyone enlighten me as to what this station was doing? I last heard it on March 30th from about 7:30 until 8:15.

S. SWERLING
Chelsea, Mass.

Any volunteers?

HI-FI—Speakers, Enclosures, etc.

■ The bargain speaker idea described by Jack Coriell (December, 1955) really works! I've built three of these setups. How about some more dope on mounting more than one speaker in the cabinet?

DON VAN METRE
Ventura, Calif.

■ Just finished making the bargain speaker arrangement described by Coriell in your December issue. The results were nothing short of amazing. I never saw or heard a 5-tube superhet issue such sounds. Even with the volume very low, I heard every bass note.

HAROLD R. PLUE
Hamilton, Ont.

■ I built the \$2 speaker baffle in your November, 1955, issue. I used two scrapped Celotex bulletin boards; and since Army barracks have studs on the interior, I added two pieces for sides. The enclosure can be placed just about anywhere and sure does a fine job.

ROBERT J. FEWKES
Aberdeen, Md.

■ I became interested in electronics about the same time that you began publishing POP'tronics. I especially enjoy the hi-fi antics of Carl Kohler. Will you people see about a construction article on a good hi-fi AM tuner?

BROOKS ROGERS
Amarillo, Texas

■ The \$2 speaker baffle with an 8" Electro-Voice speaker gives results as good as I have heard from speakers in the most expensive wooden cabinets. I'm sold. I see no reason for a fancy enclosure.

ROY POULSEN
Kingston, R. I.

Our hi-fi audience seems to be growing by leaps and bounds. Look to POP'tronics for the latest dope on new components and money-saving ideas.

Fumalux Lighter Data

■ In response to the question posed by Mr. Mochar (April, 1956, page 12), I have found that the lighter is marketed in the United States under the name "Magna Lux." It uses a single lead-acid battery cell at 2 volts. It can be recharged if the sealed case is punctured to permit the hydrogen to escape. I also used this small puncture to add water with a hypodermic needle. The charger

POPULAR ELECTRONICS

Men with mechanical skills:
**measure yourself against
 this yardstick**



Mechanics  **Creed**

Upon my honor I swear that I shall hold in sacred trust the rights and privileges conferred upon me as a certified mechanic. Knowing full well that the safety and lives of others are dependent upon my skill and judgment, I shall never knowingly subject others to risks which I would not be willing to assume for myself, or for those dear to me.

In discharging this trust, I pledge myself never to undertake work or approve work which I believe to be beyond the limits of my knowledge; nor shall I allow any superior to persuade me to approve aircraft or equipment as airworthy against my better judgment; nor shall I permit my judgment to be influenced by money or other personal gain; nor shall I pass as airworthy aircraft or equipment about which I am in doubt, either as a result of direct inspection or uncertainty regarding the ability of others who have worked on it to accomplish their work satisfactorily.

I realize the grave responsibility which is mine as a certified mechanic, to exercise my judgment on the airworthiness of aircraft and equipment. I, therefore, pledge unyielding adherence to these precepts for the advancement of aviation and for the dignity of my vocation.

This challenging creed has made the U. S. Air Force the finest technical service in the world. If you are a man who feels a deep sense of satisfaction from the knowledge of a job well done, the U. S. Air Force offers you a rewarding and exciting life. Skills you acquire in the Air Force will help you choose and succeed in your future career.

**YOU GO PLACES FASTER ON THE
 ALL VOLUNTEER TEAM**

THE U. S. AIR FORCE

June, 1956

**Paste Coupon on Postcard
 and mail to** M-45-PE2

**Airman Recruiting Information Branch
 Box 2202
 Wright-Patterson AFB, Ohio**

Please send more information on my opportunities for enlisting in the U. S. Air Force. I am between the ages of 17-34 and reside in U. S. A. or possessions.

Name.....
 Address..... Age.....
 City..... Zone State.....

HERSHEL SPECIALS

All New MYSTERY PACKAGE of ELECTRONIC PARTS



Worth \$40.00

Our Price
\$3.95

Ship Wt.
20 lbs.

It's the surprise of your life! 20 pounds of BRAND NEW usable GOVT. surplus. The ideal gift for hams, etc.



TYPE A 4 1/4" Dia.
TYPE A-105 330 MC-
Antenna Type

BUTTERFLY CONDENSERS YOUR CHOICE

\$4.95

These units make the finest tuners for Ultra-high frequency transmitters, receivers, frequency meters, and oscillators.



TYPE B 4 3/4" Dia.
TYPE B-135-485 MC



TYPE C 2 1/2" Dia.
TYPE C-300-1000 MC-
Glass 348 MB Tube



TYPE D 2 1/2" Dia.
TYPE D-300-1000 MC-
Cite for Seal Det.

RELAYS

3VDC 11-OHMS D.P.D.T.
3A. CONTACTS \$1.29

6VDC 24-OHMS D.P.S.T.
8A. CONTACTS \$1.95

110VAC 15A. CONTACTS S.P.S.T. \$1.75

TELEPHONE TYPE 7500-OHMS S.P.D.T. 2A. CONTACTS \$2.49

OIL CONDENSER



\$1.65

2 MFD. 3000 VDC. Pyranol Oil W/Mounting Brackets.
1-1 Mfd. 3000 VDC. New, removed from equip. 4 3/4" x 4 1/2" x 2 1/2"

GE Pyranol Oil CONDENSER

12 MFD. 330 VAC. 60 Cy. Removed from equip. NEW.

95¢

PHOTO ELECTRIC CELL

95¢
CE Vacuum Cell used in A M P R O Sound Projector. Also useful for opening garage doors and Alarm Systems.

ALL-PURPOSE FIL TRANSFORMER

PRI. 117 v. 60 cyc. sec.
2.4 v. 12A
3.0 v. 10A
3.6 v. 8A
4.5 v. 6A
5.2 v. 5.75A

BRAND NEW **\$4.95**



RCA Output Transformer P.P. 6L6'S 25 WATTS Pri. 5000 ohms output SEC. ±1 500 ohms, ±2 800 ohms sidetone 15 to 15,000 cy. Nat.

\$1.95

Hi Gain Dynamic Mike Kit

Uses UTC Transformer & Western Electric Mike. Ideal for Hams, P.A., CAP, Recording Mobile Equip. -50 DB 80 to 7500 CPS. Diagram Furnished.

\$1.95

SWING CHOKE **\$5.95**
2M-7M 550 MA. M.A. Thorndarson T48003.

100 ASSORTED CRYSTALS

FT-243 FT-241A FT-171B Type Holders FREQ. RANGE 2015 KC to 38.1 MC.

550.00 Value **\$7.95**

HOTTEST BUY IN THE U.S.A.

AUDIO CHOKE

60H-1MA. 4,500 ohms. 15,000 turns of 44 wire. Size: 1 1/2" x 3/4" x 3/4". Ideal for radio control, planes, boats, etc.



95¢

ALLIGATOR CLIP Piercing type with 5' Ft. cord and splice lug. Ideal test clip. TL-137. **2 for 25¢**

TERMS: Cash with order or 25% DOWN—BALANCE C.O.D. ALL PRICES NET F.O.B. DETROIT MINIMUM ORDER \$2.00

TYler 8-9400

HERSHEL RADIO CO.
5249 GRAND RIVER Detroit 8, Michigan

can be a simple selenium rectifier working from the 6-volt side of a filament transformer. Charge it at 90 ma. and 2.2 volts until the current drops to 10 ma.

ARTHUR L. HEILING
Port Lavaca, Texas

"Proximity Detector" Works

■ The "Proximity Detector" by Paul Harvey (April, 1956) was terrific. For a long time I've been looking for a device of this type. It's extremely sensitive. I built the simpler version and it works very well.

ROGER R. MURRAY
Los Altos, Calif.

Thermistor Fire Alarm

■ I was quite surprised that you would recommend a fire alarm system that operates from the a.c. power lines. This leads to a false sense of security, as in many homes fires start in the power lines and the fuses immediately blow.

BURT GASTEN
Madison, Wis.

Good point, Burt, but we feel that batteries would be even worse. It is far simpler to let batteries run down and not replace them. All in all, the a.c. line-operated device is safer, although Mr. Pollack is working on a modification which may provide a foolproof solution to this problem.

Tachometer Completed

■ I recently completed building the portable tachometer described in the May, 1955, issue. I want to thank you and your staff for making the diagram so clear and easy to follow. This was my first attempt at any electrical work and I'm pleased with the results. So far it has checked out perfectly.

R. W. LORTHRIDGE
Chicago, Ill.

Tape Correspondence Clubs

■ I own a tape recorder and in the past few months have become deeply interested in tape correspondence. Are there any other readers of POPtronics interested?

HOWIE FISHER
Syracuse, N. Y.

Yes, Howie, there are, and a feature article is scheduled for an early issue on just this fascinating hobby. We will publish addresses of all the leading tape correspondence clubs at that time.

Out of Tune

Signal Tracing on a Low Budget (March, 1956, page 56). In the wiring diagram, remove the jumper between pins 2 and 3 of the magic eye tube V3. The connections from pin 2 to the B+ line (at R7) should be removed and a line substituted from pin 4 to R7. The pictorial diagram does not include the jumper, but does show the B+ line improperly connected.

-30-

16 RADIO KITS AT HOME only \$19.95

New Deluxe 1956 HOME RADIO "EDU-KIT"

Home Radio Course

des IRON, HIGH RACER, CODE TED CIRCUIT ECTOR

- No Knowledge of Radio Necessary
- No Additional Parts Needed
- Excellent Background for TV

FREE TOOLS WITH "EDU-KIT"

THE "EDU-KIT" OFFERS YOU

you an outstanding PRACTICAL HOME RADIO COURSE at a price designed to train Radio & Electronics Technicians, making methods of home training. You will learn radio theory, construction, and using regular schematics; how to wire and solder in metal chassis as well as the latest development of Printed Circuit

basic principles of radio. You will construct, study and work with receivers and oscillators, detectors, rectifiers, test equipment. You will learn how to use the Progressive Code Oscillator. You will learn and practice using the Progressive Signal Tracer, the Progressive Signal Injector, and the Dynamic Radio & Electronics Tester and the accompanying instructional

will receive training for the Novice, Technician and General Classes of F.C.C. Radio Licenses. You will build 16 Receiver, Transmitter, Code Oscillator, Signal Injector and Signal Injector circuits, and learn how to operate them. You will receive an excellent background for Television.

Absolutely no previous knowledge of radio or science is required. The "Edu-Kit" is the product of many years of teaching and engineering experience. The "Edu-Kit" will provide you with a basic education in Electronics and Radio, worth many times the complete price of \$19.95. The Signal Tracer alone is worth more than the price of the entire Kit.

THE KIT FOR EVERYONE

You do not need the slightest background in radio or science. Whether you are interested in Radio & Electronics because you want an interesting hobby, a well paying business or a job with a future you will find the "Edu-Kit" a worth-while investment.

Here is an excerpt from a letter that we received from Loren DePriest, 1496 4th St., Mansfield, Ohio: "I have spent many pleasant hours in constructing the radios from the schematics in your book, and have learned a great deal from them. Being as I am interested in Radio, I consider the money spent for your course as a wise investment. I have learned more from your course by actually doing than I did from an expensive course."

Many thousands of individuals of all ages and backgrounds have successfully used the "Edu-Kit" in more than 75 countries of the world. The "Edu-Kit" has been carefully designed, step by step, so that

you cannot make a mistake. The "Edu-Kit" allows you to teach yourself at your own rate. No instructor is necessary.

The "Edu-Kit" is also used for courses of study, extra-curricular activities, industrial personnel training and rehabilitation. The "Edu-Kit" is used by Jr. High Schools, High Schools, Technical Schools, Jr. Colleges, Colleges, Universities, Industrial firms, Rehabilitation Hospitals, Boards of Education, U.S. Govt. agencies, United Nations Educational, Scientific and Cultural Organizations (UNESCO), and numerous adult, radio and young peoples' groups and clubs. The "Edu-Kit" is also popular with servicemen and veterans throughout this country and abroad.

Designed for universal use, the "Edu-Kit" operates on any voltage from 105 to 125 volts, AC and DC. For use in countries employing higher line voltages, a 210-250 Volt AC/DC model is available.

PROGRESSIVE TEACHING METHOD

The Progressive Radio "Edu-Kit" is the most educational radio kit in the world, and is universally accepted as the standard in the field of electronics training. The "Edu-Kit" uses the modern educational principle of "Learn by Doing." Therefore you construct, learn schematics, study theory, practice trouble-shooting—all in a closely integrated program designed to provide an easily-learned, thorough and interesting background in radio.

You begin by examining the various radio parts of the "Edu-Kit." You then learn the function, theory and wiring of these parts. Then you build a simple radio. With this first set you will enjoy listening to regular broadcast stations, learn theory, practice testing and trouble-shooting. Then you build a more advanced radio, learn more advanced theory and techniques. Gradually, in a progressive manner, and at your own rate, you will find yourself constructing more advanced multi-tube radio circuits, and doing work like a professional Radio Technician.

THE "EDU-KIT" IS COMPLETE

You will receive all parts and instructions necessary to build 16 different radio and electronics circuits, each guaranteed to operate. Our Kits contain tubes, tube sockets, variable, electrolytic and paper dielectric condensers, resistors, tie strips, coils, hardware, tubing punched metal chassis, Instruction Manuals, etc.

In addition, you receive Printed Circuit materials, including Printed Circuit chassis, special tube sockets, hardware and instructions. You also receive a useful set of

tools, a professional electric soldering iron, and a self-powered Dynamic Radio & Electronics Tester. The "Edu-Kit" also includes Code Instructions and the Progressive Code Oscillator, in addition to F.C.C.-type Questions and Answers for Radio Amateur License training. You will also receive lessons for servicing with the Progressive Signal Tracer and the Progressive Signal Injector, a High Fidelity Guide and a Quiz Book. You receive all parts, tools, instructions, etc. Everything is yours to keep.



Reg. U.S. Pat. Off.

FREE

Hi-Fi, Radio & TV Servicing Manuals on request (see coupon below)

SERVICING LESSONS

You will learn trouble-shooting and servicing in progress so manner. You will practice repairs on the sets that you construct. You will learn symptoms and causes of troubles in home, portable and car radios. You will learn how to use the professional Signal Tracer, the unique Signal Injector and the dynamic Radio & Electronics Tester. While you are learning in this practical way, you will be able to do many a repair job for your friends and neighbors, and charge fees which will far exceed the price of the "Edu-Kit." Our Consultation Service will help you with any technical problems you may have.

J. Statatits, of 25 Poplar Pl., Waterbury, Conn., writes: "I have repaired several sets for my friends, and made money. The "Edu-Kit" paid for itself. I was ready to spend \$240 for a course, but I found your ad and sent for your Kit."

FROM OUR MAIL BAG

Ben Valerio, P. O. Box 21, Magna, Utah: "The Edu-Kits are wonderful. Here I am sending you the questions and also the answers for them. I have been in Radio for the last seven years, but like to work with Radio Kits, and use to build Radio Testing Equipment. I enjoyed every minute I worked with the different kits; the Signal Tracer works fine. Also like to let you know that I feel proud of becoming a member of your Radio-TV Club."

Robert L. Shuff, 1534 Monroe Ave., Huntington, W. Va.: "Thought I would drop you a few lines to say that I received by Edu-Kit, and was really amazed that such a bargain can be had at such a low price. I have already started repairing radios and phonographs. My friends were really surprised to see me get into the swing of it so quickly. The Troubleshooting Tester that comes with the Kit is really swell, and finds the trouble if there is any to be found."

PRINTED CIRCUITRY

At no increase in price, the "Edu-Kit" now includes Printed Circuitry. You build a Printed Circuit Signal Injector, a unique servicing instrument that can detect many Radio and TV troubles. This revolutionary new technique of radio construction is now becoming popular in commercial radio and TV sets.

A Printed Circuit is special insulated chassis on which has been deposited a conducting material, which takes the place of wiring of the radio. They are merely plugged in and soldered to terminals.

FREE EXTRAS

- SET OF TOOLS • RADIO & ELECTRONICS TESTER • ELECTRIC SOLDERING IRON • TESTER INSTRUCTION MANUAL • HIGH FIDELITY GUIDE • QUIZZES • TELEVISION BOOK • MEMBERSHIP IN RADIO-TV CLUB • CONSULTATION SERVICE

UNCONDITIONAL MONEY-BACK GUARANTEE—ORDER FROM AD—RECEIVE FREE BONUS RESISTOR KIT WORTH \$5

- Send "Edu-Kit" Postpaid. I enclose full payment of \$19.95.
- Send "Edu-Kit" C.D.D. I will pay \$19.95 plus postage.
- Send me FREE additional information describing "Edu-Kit." Include FREE valuable Hi-Fi, Radio and TV Servicing Literature.

(Outside U.S.A.—No C.O.D.'s. Send check on U.S. bank or Intern'l M.D. "Edu-Kit" for 105-125 V. AC/DC \$20.95; 210-250 V. AC/DC \$23.45.)

Name
Address

PROGRESSIVE "EDU-KITS" INC.
497 Union Ave., Room 521D, Brooklyn 11, N. Y.

**The features you want
are now EASY TO OWN**

Complete
RME
430
RECEIVER



AMATEUR NET
\$194

Operator-Designed and Laboratory-Engineered for Amateur Communications

High Selectivity and Rejection

Precisely tunes the signals you want, even at high frequencies. Rejects unwanted signals and undesirable noise.

Easy Tuning and Smooth Operation

Unique two-speed control knob provides smoother, accurate tuning and scanning.

Mechanical and Thermal Stability

Highly stable components and construction prevent frequency shift or drift.

Structural Rigidity and Strength

Heavy steel chassis, cast aluminum panel and rugged steel cabinet assure stable, long-life service.

This completely new receiver includes many deluxe features usually found only in higher priced models. It provides injection control of the beat frequency oscillator. Particularly useful for CW and SSB reception.

Large, evenly graduated, illuminated dial covers all six amateur bands from 1.76 mc to 29.8 mc (160 thru 10 meters). Unique differential 75:1 or 1:1 ratio tuning control. Plates in tuning condenser are triple-spaced to reduce drift and microphonics. Selectivity control with four positions. IF curve is 2.8 kc wide without crystal filter, attenuation 60 db down at 7 kc above or below the desired frequency. Crystal filter has phasing control for variable rejection of unwanted adjacent signals. Excellent image rejection. High sensitivity of 2 microvolts for 10 db signal-to-noise ratio. Temperature-compensated. Drift is negligible after 20-minute warm-up. Extreme stability permits single sideband reception with or without adapter. ANL. Antenna trimmer permits peak adjustment. 4-position function switch. Two coaxial jacks for SSB adapter. 4-ohm speaker terminals. Transmitter relay control.

Controls include: Dual-speed tuning, AF gain, BFO pitch, BFO injection, antenna trimmer, calibration adjust, band selector, RF gain on-off, function switch, 3-position receive-standby-transmit switch, 4-position crystal selectivity control, crystal phasing-rejector control, ANL. Size: 10 in. high, 16½ in. wide, 10 in. deep. Finished in attractive instrument-gray. 117 volts, 50-60 cycle AC.

To own the 4300 means more QSO's!

See your EV-RME distributor or write for Bulletin No. 240-E66.

**MODEL 4301
SIDE-BAND
DETECTOR-
SELECTOR**



New RME 4301 provides easy-to-tune, stable SSB reception of both carrier present and carrier suppressed types. Plugs directly into the RME Model 4300 receiver or easily connects between IF and audio stages in any other communications receiver. Built-in power supply. Size: 10 in. high, 8½ in. wide, 10 in. deep. Net \$75.00

Model 4302—Matching Speaker in enclosure. Net \$17.50

RME

RADIO MFG. ENGINEERS, INC.
DIVISION OF

Electro-Voice® INC.
BUCHANAN, MICHIGAN

POPULAR ELECTRONICS



MAXIMUM FI... ...minimum \$\$\$

*Photos by Maynard Frank Wolfe
Equipment Courtesy Lafayette Radio, N.Y.C.*

By NORMAN EISENBERG
Feature Editor

Mild chaos prevails before assembling components into "system." The only real work, however, is mounting the record player. Instruction sheets make this easy and foolproof. Wiring is simple. Job takes a screwdriver and 30 minutes.

For the non-technical and budget-minded: an easily assembled low-cost music system

WITH PRICES on most consumer items steadily rising, and interest in hi-fi doing the same, there is—in many quarters—a mistaken notion that unless you're prepared to spend upwards of \$250, you can't have hi-fi. Fortunately for the budget-minded, this is not so. To be sure—the more you spend, the better equipment you are likely to get. However, components are available for a complete radio-phonograph system costing less than many people spend on a phonograph alone.

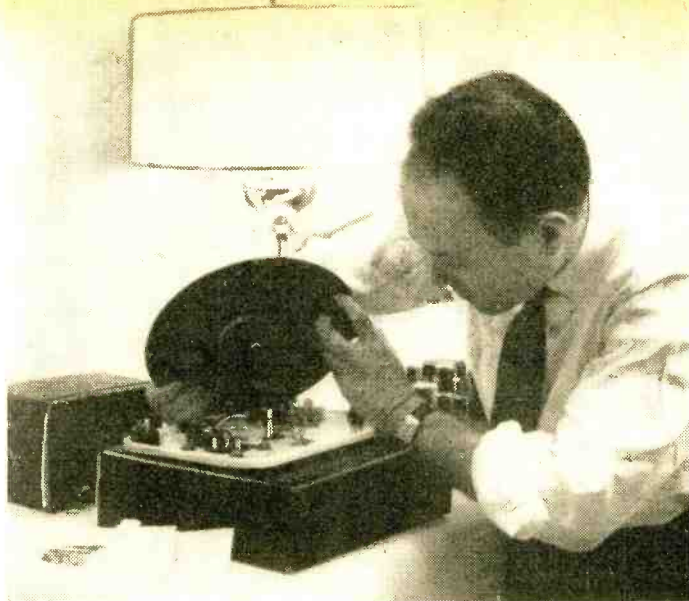
This is no theoretical pipe-dream. It's

something you can pick up and carry home from the audio shop. Each component has been studied by impartial experts. The system has been assembled, played, and tested. It works.

Another thing: the components are finished units, not kits. They require no real effort or technical skill to set up. For those who can do their own carpentry, or have the skill to build tuners, amplifiers, and speaker systems—kits are fine, and provide remarkable hi-fi values. But there are millions of music lovers who have neither the skill nor the inclination to get involved with soldering iron and schematic. What they want is a system that will enable them to hear their favorite radio programs—or listen to records—with good audio quality but a minimum of fuss and bother. Almost equally as many might like to hear their tapes—either home-recorded or commercially produced—played with a measure of fidelity not afforded by the low-priced "all-in-one" tape recorder. And some, perhaps, are fed up with the hash

EDITOR'S NOTE: This story is presented in response to numerous requests for a hi-fi system that sounds good, costs little, and requires no technical skill to set up. The components comprise a possible "first" system which will meet those demands. For many who have a hi-fi system, or aspire to costlier systems, the one described may have value too—as a "second" hi-fi system for a rumpus room, school or clubhouse, or dormitory room at college, etc.

Record player fits onto base by means of three spring-mounted bolts. Screwdriver adjustment permits exact leveling for best operation. Instructions enclosed with player explain clearly how to do this as well as how to affix the small belts that link the drive and idler wheels. Turntable fits readily onto center spindle. Plug-in cartridge head fits onto tone arm. Shielded cable feeds signal to amplifier.



Ordinary "lamp cord"—two lengths—may be used for connection to speaker terminals. Other ends of these wires connect to proper output terminals on back of amplifier. This speaker calls for connection to 4-ohm terminals, clearly labeled on amplifier.

that the audio sections in their TV sets make of what is potentially top-rate FM sound. They might actually want to hear what their favorite singers or pianists really sound like. The system described here is the ready-made, low-cost, no-trouble answer to all these demands.

If you compare the performance of this system to that of a rig costing three to four times as much, you *may* hear the reason for the difference in price . . . or maybe not, depending on your own hearing tastes. Not everyone has the kind of hearing that responds favorably to 20,000 cycles at 80-db level. For people with less demanding ears, it would be nonsense to spend hundreds of dollars to capture such audio in the living room, where it might do little more than titillate one's pet spaniel.

In any event, there is no doubt that the system will not capture the deepest bass and the highest treble. Also, its power capacity will be limited to normal listening level in a normal-sized room. At that, this system outperforms most of the radio-phono "combinations" of a few years back, and will equal—if not surpass—the performance of many current consoles that are now touted with blatant and, often, misleading claims.

Total cost of the system is \$140.00—give or take a few—and the price includes the

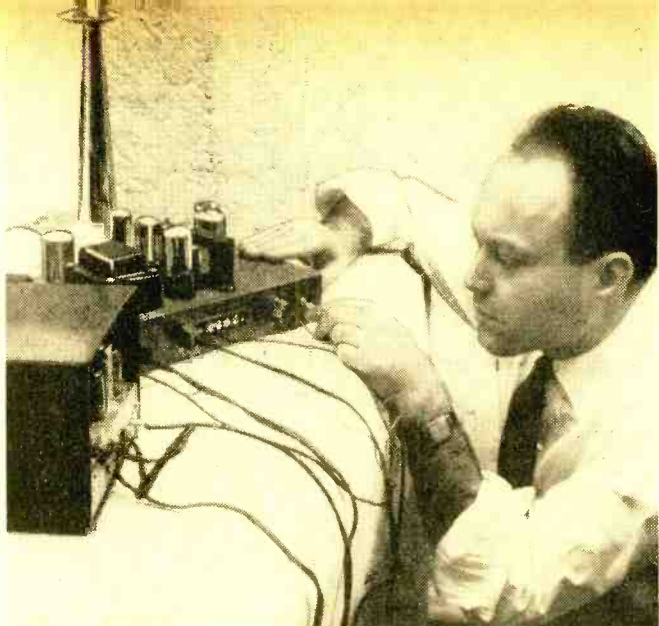
furniture-finished speaker enclosure. If you want the system for records only, without the FM tuner, drop \$35. The components used are sold at most dealers, and specifications are available from the respective manufacturers (listed in the table on page 38).

Hi-Fi Standards Met. Cost was not the sole factor in selecting this system. The following standards also apply:

1. The system, as a whole, must be versatile and flexible, with inputs for both radio tuner and high-quality phono. Components should be compatible with each other as well as with additional program sources that may be added later (AM tuner, TV sound, and tape playback). As someone's "first hi-fi," this system might use a speaker whose performance is adequate but which can readily become part of a larger multiple speaker system if and when the owner decides on "speaker expansion."

2. The record player must have provisions for shock-mounting, leveling, adjusting stylus pressure, and simple interchanging of cartridges. The turntable should run off a 4-pole motor and be reasonably free of annoying rumble. The pickup must have high compliance and a frequency response from about 40 to 12,000 cycles; a "dual purpose" type is recommended (with two styli—one for microgroove and one for 78-rpm discs) as an economy measure.

Input and output jacks on both tuner and amplifier are clearly marked. Signal connections are made with standard phono plugs fitted to shielded cables. Amplifier has "convenience a.c. outlet" on rear of chassis, for plugging in power line of one other component. It is a good idea to plug the tuner's power cord into this outlet, thus assuring that the tuner will be shut off when the amplifier is turned off. The record player shuts off automatically at the end of a record, so no such precautions need be taken with it.

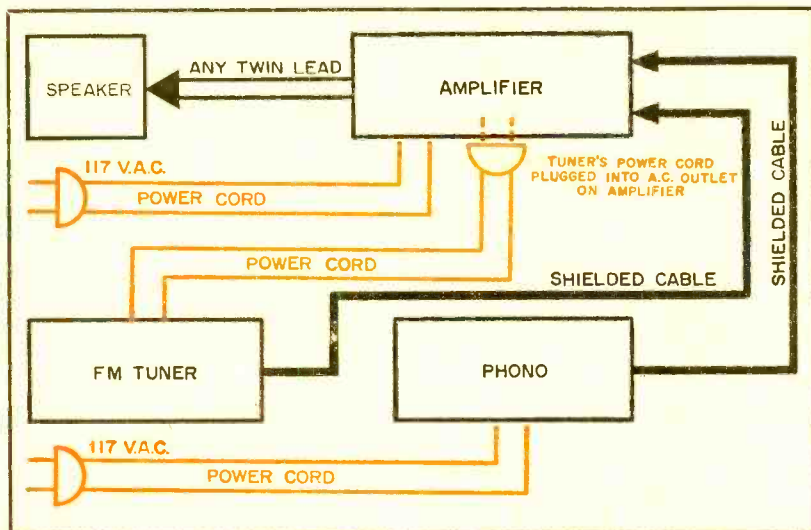


3. To meet adequate standards of power ratings, the amplifier should have 10-watts output. Circuit design features, such as negative feedback, should be used to assure a flat response up to at least 15,000 cycles, with distortion not more than 3% at full output. The amplifier should include a built-in preamplifier-equalizer for magnetic phono pickups. Multiple inputs should permit several program sources to remain permanently plugged in. Output terminals must accommodate speakers at impedance ratings of 4, 8, and 16 ohms. Front panel controls should provide for an input selector and record equalizer, volume, treble, and bass controls.

4. The tuner must have enough sensitivity to receive local stations with a simple external antenna. Provisions for connecting such an antenna should be easy and acces-

sible. Some kind of stabilizing feature should assure against drift. This need not be automatic frequency control (a.f.c.) but its effect should be similar. Since the amplifier has its own audio controls, the only controls needed on the tuner are an off-on switch and a station selector.

5. The speaker system's response must be wide in range and low in distortion to match the potentialities of the rest of the system—and still fall within the over-all price range. In this respect, it is only fair to point out that a better speaker system than the one listed here would probably make the system sound better. This, of course, can be said about most any audio system, regardless of cost. The one chosen is admittedly a compromise in terms of extreme frequencies. But it will sound clean and well-balanced over the vital part of




Block diagram of the complete system shows correct connections for all signal leads and power cords. Arrows represent direction of signals from tuner and phono, into amplifier, and then into the speaker.

Components for the "minimum \$\$\$" hi-fi system, and suggested alternates, are listed in this table. No alternates for the tuner and speaker could be found in the same price range.

COMPONENT	MAKE AND MODEL	COST	ALTERNATE CHOICE	COST
Record Player	Garrard "Model T" (Garrard Sales Corp., Port Washington, N. Y.)	\$32.50	Collaro AC-3/554 (Rockbar Corp. 215 E. 37 St. N. Y. 16, N. Y.)	\$26.00
Pickup	G. E. RPX 050A (General Electric Co. Electronics Park Syracuse, N. Y.)	8.20	Recoton 500SS (Recoton Corp. 52-35 Barnett Ave. Long Island City 4, N. Y.)	9.70
FM Tuner	Granco T-160 (Granco Products, Inc. 36-07 20th Ave. Long Island City 5, N. Y.)	35.00		
Amplifier	Bogen "Challenger" HHF-10 (David Bogen Co., Inc. 29 Ninth Ave. N. Y. 14, N. Y.)	40.00	Grommes LJ-4 (Precision Electronics, Inc. 9101 King Ave., Franklin Park, Ill.)	39.00
Speaker System	Lang BL-10 (Lang & Taylor Inc. 100 Felton St., Waltham, Mass.)	25.00		



When cartridge has been installed in tone arm, use knurled knob at arm's other end to adjust for correct pickup pressure, as recommended by manufacturer (in this case, 6 to 8 grams). To start a record, or cue it at any point, use the finger-lift provided on the shell to lift the arm and lower it gently to the record, as shown in the photo.



the audio spectrum. Another point: more speakers can be added later to create a multiple speaker system.

There is also such a thing as using "too good" a speaker for a given array of components. For example, a \$600 Klipschorn used in this system would probably reproduce as much hum and noise as music in the low-frequency area.

In any event, the speaker itself must be adequately baffled and physically separated from the housing used for the rest of the system.

The System. So, we are compromising—but not beyond the limits of good judgment, or decent audio standards. Ours is not the fabulous "dream system" of the millionaire. But neither is it the complete nightmare of a system that could, perhaps, be assembled for "just a little less" money. We like to think of this rig as a down-to-earth hi-fi system, both in its ability to furnish entertainment in the home as well as in its cost to the consumer. The components, and their suitable alternates, are listed above.

Prices shown are approximate net prices, based on prevailing averages at representative dealers. Slight variations may be expected, depending on where you live, and possibly too on how much of a "break" your particular dealer can give you for buying everything all at once. The listing does not include a base or mounting board
(Continued on page 112)

This layout of components shows how they may be placed on open bookshelves for proper installation without the need for expensive cabinetry. Units are spaced close enough to each other for convenience, but far apart enough to insure against mutual inductance hum, acoustic feedback, and overheating. Speaker sounds best in corner position. Wiring is hidden behind back panel of bookcase. Hint: a piece of low-cost Masonite fitted to the top shelf converts the shelf to a neat cabinet!



Phrases to be "memorized" by typewriter are stored in plugboard. Secretary can switch plugboard assemblies to change typewriter memory from business to Latin to medical phrases.

IN YEARS to come a secretary reaching the phrase "in accordance with" in a letter she is typing may simply press a foot pedal, strike the correct key, and the machine will rapidly type the phrase by itself. An experimental electric typewriter with a "memory" of 42 phrases has been in existence for some time.

When patents on the machine, which is called the "Wordwriter," were issued recently, the International Business Machines Corporation let the press take a look at it. Since the operator selects the phrases to be memorized, the machine makes every secretary a potential legal or medical stenographer, both scarce skills. The operator can set the machine to memorize those long Latin or scientific words and phrases she cannot spell.

There are two main parts to the Wordwriter. A standard electric typewriter modified with a solenoid attached to each key is one part. The memory apparatus fits inside the space occupied by the drawers in one side of a standard office desk. It consists of the plugboard memory, relays and crystal diodes, a voltage reference tube, and a selenium rectifier.

June, 1956

Typewriter with a Memory

INTERNATIONAL BUSINESS MACHINES CORPORATION
480 MADISON AVENUE NEW YORK 17, N. Y. TELEPHONE PLAZA 3-1000

October 21, 1955

Mr. George Enwright
 Enwright Manufacturing Company
 Martinsville, Iowa

Dear Mr. Enwright:

In response to your request of October 20, we have enclosed literature concerning the IBM Electric Typewriter. We hope you will find the booklets of interest.

The brochure titled, "The Secret of the 'Letter Perfect' Letter", describes the IBM Executive Electric Typewriter which features a revolutionary typing principle, exclusively IBM's, giving each character the amount of space it requires according to its width.

From a wide variety of specially-designed type styles, you may choose the one best suited to express the personality of your company.

If we can be of further assistance, please do not hesitate to contact us.

Yours truly,

H. W. Wilson
 Sales Department

The typewriter portion can still be employed in the usual way. In use, paper is slipped into the Wordwriter and the operator types away until she comes to a frequently used phrase, one that has been memorized by the machine. After depressing the foot pedal that connects the memory to the typewriter, the typist strikes the key coded to the phrase. The memory apparatus then operates the Wordwriter at the rate of 150 words per minute, writing out the phrase and inserting a hyphen if a word breaks at the end of a line.

The Wordwriter was initially developed five years ago by a group of scientists working under R. R. Seeber, Jr. A pioneer computer designer, Mr. Seeber constructed the Wordwriter as a side-line. He works at IBM's Watson Computing Laboratory.

(Continued on page 106)



New Life for Citizens Band

Cover Photo by Maynard Frank Wolfe
Equipment Courtesy of Abercrombie & Fitch

WOULD YOU be interested in a radio-telephone to call the wife, boy friends, or neighbor a couple of miles down the road? If so, a Citizens band radio transceiver may be just the answer. Various electronics manufacturers are becoming aware of this huge potential market and are striving to put personalized radio-transmitting equipment on the market.

First salvo has been fired by the Vocaline Company of America, Old Saybrook, Conn. with the introduction of its model JRC-400 transceiver. This combination receiver and transmitter operates in the Class B portion (around 465 mc.) of the Citizens radio band. As illustrated on this month's cover, the transceiver is self-contained and may be plugged into either the 117-volt a.c. house wiring line or into the 6-volt d.c. system of some automobiles. Twelve-volt models are also being made available to the public by the manufacturer.

A short antenna can be plugged directly into the transceiver, or the Vocaline company will supply a special ground plane antenna. Photos on this page show the transceiver being tested by the POP'tronics staff under license 2A1402.


Field tests proved conclusively that even the very low power of the transceiver could insure 100% reliable two-way communication in metropolitan areas for distances of 1½ miles. In favorable locations—where large buildings did not confine or screen off the signal—the communication range was extended to 3 miles. Tests in open country showed that weak signals at distances of 6 miles were fully readable without difficulty.

The Class B portion of the Citizens radio band is reserved for use by private citizens for short-range personal radio communications. Equipment for the Citizens band (radio-telephone) must meet specifications set forth by the Federal Communications Commission. To pass these specifications, the equipment must be examined and approved by the FCC in its laboratories. Because of this cumbersome arrangement (although fully justified), the design of Citizens radio equipment has for a number of years taken a back seat. The ice has been broken by the Vocaline transceiver, which brings Citizens band communication facilities within the reach of everyone's pocket.

After a manufacturer secures FCC approval, he may then produce identical units on an assembly line basis. The purchaser simply fills in Form 505 supplied with the transceiver, sends it to the FCC, and a station license is issued within a week or ten days. A license may be obtained by anyone over the age of 18.

Look for more reports on Citizens band equipment in early issues of POP'tronics.

-30-



The rooftop ground plane antenna used by the staff was held down by oversize suction cups. The sloping wires are part of the u.h.f. ground plane matching network.

POPULAR ELECTRONICS

Ham-Built R/C Tricycle Runs on Six-Meter Signals

BACK FROM A RIDE in which he did nothing but relax and enjoy the fun is five-year-

old Mark Behrens of Sheboygan, Wisconsin. The ride was given by Shirley Egbert, who operated the control box for the homemade tricycle. The vehicle, and its radio-control system, were designed and built by Robert Harkness, W9GZR. An electrical engineer with the Briggs Stratton Corp., Harkness exhibited his ingenious device at a "Do

It Yourself" show sponsored by the Milwaukee Journal, a Wisconsin daily. Three controls, producing different tones, can be used individually or in combination to get

the tricycle to go forward, turn left, turn right, back up, or honk its horn. The trans-

mitter, which operates on six meters, has a range of up to two miles. It runs about 10 watts input to the final stage. Power for both the transmitter and control equipment comes from a six-volt dynamotor which is energized by an automobile-type storage battery. The receiver is a six-tube superheterodyne type. Other

equipment used includes a thyatron tube, elaborate relay system, filter networks, a propulsion motor, steering mechanism, and a two-stage roller chain drive. The tricycle is made of wood.



Milwaukee Journal Photo

Unmanned Weather Station Radios Data from Mid-Ocean


EARLY STORM WARNINGS as well as more reliable data on general weather conditions are foreseen as a result of a prototype marine weather station developed by the National Bureau of Standards. Built into a buoy that can be anchored at sea and left unattended for months, the device senses atmospheric changes, translates them into electrical signals, and broadcasts reports to authorities who may be located more than 800 miles away.

Completely automatic, the station uses five sensing elements for gathering information on air temperature, water tempera-

ture, barometric pressure, wind speed, and wind direction. Literally picking the air around it for data, the equipment then converts these impressions into three-letter groups of code. Coded signals are transmitted on a pulse-modulated carrier frequency of about 6 mc. These signals can be received on standard communications receivers. Each transmission lasts three minutes and is preceded by a three-letter group identifying the station.

Made of aluminum and other non-magnetic alloys to avoid ill effects on the compass, the vessel carrying the rig is 20' long.

Last-minute check is made before the ocean-based weather station is put into use. Data is broadcast automatically at regular intervals during the day. Equipment is turned on and off by electronic timers. Primary power comes from 180 4FH dry cells connected in series-parallel to give 13.5 volts at 15 amperes. A rotary converter changes the low-voltage d.c. to 120 volts at 60 cycles to operate the power supply for the electronic components. Future models may employ a gasoline-powered generator and storage battery. The device is currently being used by the U.S. Navy Bureau of Aeronautics.



(A) Get a close look at the enemy.

(B) Don't stick your neck out.

BETWEEN THESE TWO motives lies the crucial conflict of a soldier on reconnaissance. On his mission, valor is no better than caution, for neither succeeds without the other. The closest view of the enemy is futile if he fails to report.

The Army recently revealed a way to sidestep this dilemma. Enemy positions are photographed by a pilotless aircraft small enough to be carried along by ground troops. Unlike conventional observation planes, this R/C aerial "photographer" is always under direct control of the men who need the information it gathers.


No landing strip is needed. The plane is jet-launched from a catapult. Then the ground operator guides the "drone" by radio control over the area to be surveyed. When the mission is completed, the drone is returned to the launching site, the engine stops, and a parachute lowers the plane gently to the ground. The exposed films are ready for immediate processing.

The drone has a wing span of 12 feet, can fly 228 miles per hour and climb at the rate of 3060 feet per minute. After the jet-assisted launching, it is propeller-driven by a gasoline motor. The camera can take either still photos or motion pictures from the air. Its photographic range is variable between a few hundred feet and several miles.

This new technique provides tactical commanders with aerial surveillance photographs in less than an hour's time. The officers can then deploy their troops on the basis of this up-to-date information. All personnel is saved for tactical missions. No lives are risked in reconnaissance.

-30-

R/C Drone Spots Troop Movements



Catapulted aloft by compressed air, this transportable pilotless photo reconnaissance plane buzzes off at better than 200 mph. Photo above shows camera being mounted in nose of plane directly behind motor. Technician near tail is checking R/C receiver.


New P. A. System Eliminates Double Hearing

ALL OF US have at times been annoyed by "double talk" in a large hall or in a church where public address systems are used for amplifying sound. Since electricity travels much faster than sound in air, the voice from the nearest loudspeaker reaches

us sooner than the actual voice from the speaker's rostrum or the pulpit.

Cologne Cathedral, one of the world's largest churches, now has a sound system that slows up the passage of the signal from one speaker to the next. As a result,

the real sound and the amplified sound from any of the many speakers arrive at the listeners' ears simultaneously. This gives the impression that there are no loudspeakers at all, and all the sound seems to be coming directly from the pulpit. The illusion is enhanced by styling the loudspeakers (at the right of the photo) to blend into the cathedral's Gothic nave (at left). The circle marks the inobtrusive location of one of these speakers.





DX TV Reception Makes New Hobby

WOULD YOU be astounded to turn on your TV receiver and see a program from a station half-way across the continent? Probably not, because present-day TV relays provide daily entertainment in this fashion. But what would you think if you discovered that there were no relays involved—the program was really coming from that station hundreds of miles away.

Many viewers outside the metropolitan New York and Los Angeles areas have been treated to this thrilling experience. Distant (DX) television reception is now an accepted fact. No longer do viewers call the repairman and complain. They sit back and enjoy one of nature's most unusual freaks—TV reception where TV re-

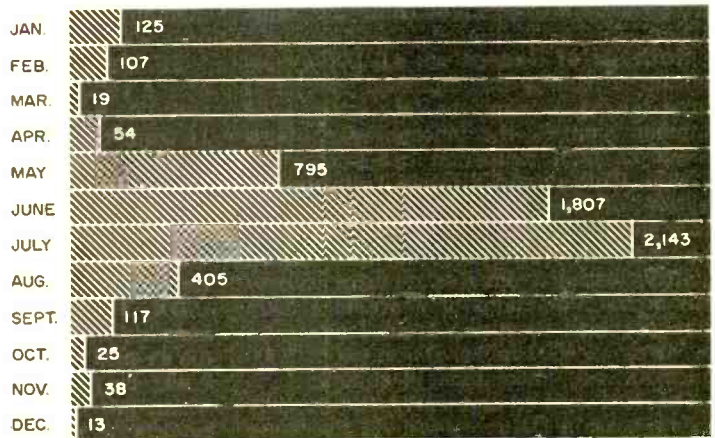


Two TV stations logged from Fresno, Calif. WJBK, Channel 2, Detroit, Mich., 2145 miles to the east, was received by means of sporadic E skip. KRLD, Channel 4, Dallas, Texas, 1350 miles southeast, was seen on 26 days in 1955.

Seen only during unusual lower atmosphere weather conditions, KHSL, Channel 12, Chico, Calif., which is 265 miles to the north of Fresno, can be logged 75% of the time in the summer

Sporadic E skip loggings reported per month (right) from January through December, 1955, show frequency of DX TV reception. Such reception usually lasts from about five minutes to several hours (AIPA data).

June, 1956





Meteoric effects on long-range TV reception are being studied at Stanford University with the assistance of this huge TV-type antenna.

ception is not supposed to be possible.

Engineers and scientists are alarmed over the increase in DX TV reception. The chart on the preceding page may give you some idea of how frequently TV stations are seen hundreds and thousands of miles from their so-called "service areas."

Standardization of TV equipment in North and South America has permitted viewers to see stations outside of their own continent. Scientists at the National Bureau of Standards and the Federal Communications Commission have predicted that sunspots will again affect TV reception. Increasing numbers of sunspots has been found to mean increased DX TV beyond 2000 miles from the transmitter.

Methods of Reception. All DX TV reception is usually accomplished by one of three means. During the late spring and summer months, the ionosphere contains clouds of high ionization called sporadic E skip. This provides fairly frequent reception of the low-band channels (2-6) from stations 500 to 1500 miles away from the receiver. Such reception is of good quality, lasting from five minutes to several hours. Variations of sporadic E skip have provided reception from stations as far away as 6600 miles. Distances of 2000 miles are not uncommon in summer.

The late spring and early fall usually finds a peak in DX reception via the lower

atmosphere (up to 30,000 feet in altitude). Unlike sporadic E skip, where the wave is reflected from a thin cloud of electrons in the ionosphere high above the earth, this form of DX TV follows the curvature of the earth. It is due to the distribution of large masses of hot, humid and cool, dry air throughout the continent. TV viewers near lakes and oceans are generally the first to notice this "extended service area" DX. Weather effects on DX TV are noticed on all channels. The v.h.f. channels (2-13) are frequently extended to 300 or 400 miles, while the u.h.f. channels (14-84) may go as far as 250-300 miles.

Recently, TV DX'ers have observed "bursts" of reception over distances of 200 to 1000 miles. Scientists now think these bursts are due to meteors. Considerable research is taking place in an effort to track down the true cause of this peculiar effect. TV pictures in these bursts are generally good, but last from 2 to 15 seconds—often too short for positive identification.

Individual Results. No article on DX TV reception would be complete without a resume of some results of the individual DX'ers. One of the foremost is Robert Seybold of Dunkirk, New York. Bob's location provides him with an over-water path towards the midwest. He is able to see upwards of 35 stations every day at distances up to 350 miles on v.h.f. channels and 150 miles on u.h.f. channels. Bob has seen 270 stations in 44 states!

Another powerful DX'er is Bedford Brown of Hot Springs, Arkansas, who boasts of having seen 234 stations in 40 states. Bedford has seen 76 stations in a single day. His log includes visual identification of stations in Brazil, Argentina, and Venezuela.

Dick Lowry of Temple, Texas, has been DX'ing seriously for just over a year. His TV screen has been illuminated by 179 stations in 39 states. Also included are many stations on the high band (Channels 7-13) including Channel 9, XEQ, Mexico City, over 900 miles distant.

Ed Sparks of Odessa, Texas, also has seen a total of well over 150 stations. Ed's best DX haul included Channels 7, 9, and 11 from Cuba, across the Gulf of Mexico.

The author has seen 128 stations in nine countries. I think I hold the world's record for distance on both Channels 2 and 4, having logged Channel 2 from Rio de Janeiro, Brazil, in 1954, and Channel 4, Boston, WBZ, on June 5, 1955.

DX TV Club. Readers interested in learning more about DX TV may write to me at 4832 North Fruit Ave., Fresno, Calif. I will be pleased to tell you about a club which has been formed to collect DX TV reports for scientific purposes.

-50-

"MISSILE MASTER"

A SUPER-BRAIN for controlling America's super-weapons, the "Missile Master" is the country's first electronic system designed specifically for coordinating the use of NIKE anti-aircraft missile batteries and other advanced Army weapons as they become available.

Built by Martin, the system can be used independently, or in conjunction with units of the recently announced Air Force semiautomatic ground environment area defense system (SAGE). Reliable and versatile, the Missile Master is the first integrated system for tying together all elements of anti-aircraft missile defense—from target detection to target destruction. It consists primarily of an automatic data communications network and automatic data processing and display equipment.

The system locates and identifies aircraft, displays this data on giant-size screens, and sends instructions to the firing line. What's more, Missile Master operators observe what the weapons and men on the firing line are doing—and can correct errors, direct concentrated fire on a particular target, and prevent friendly aircraft from being hit by our own weapons.


The Missile Master relies heavily on intricate and ingenious electronic circuits to handle information and solve complex problems almost instantaneously. Combined with the judgment of trained operators, a single installation can weld a number of widely scattered guided missile batteries into a formidable defense force. Each system is housed in a two-story building. Nerve-center is the operations room where Army personnel at radar-type display consoles have a view of the over-all air situation for a given area.

Target information passes into a tracking system and is displayed on the consoles. Targets are selected and assigned to missile commanders for firing action. A special operator, known as the "friendly protector," assures that friendly targets are not fired upon.


Efficient use of each firing battery is assured by a target assignment system which avoids duplicating firing commands. Another part of the system makes sure that any data received by SAGE corresponds to the position of the targets as actually seen on the local radar. If SAGE data are not available, the tracking operators can spot their own targets.

The Missile Master was built by the Martin Company, Baltimore, aided by Airborne Instruments Laboratory of Mineola, N. Y., and the American Machine & Foundry Company of N. Y.

-30-



Each operator has his own display console. These men are using photoelectric light guns placed against the radar screens to record and enter target data into the electronic tracking system. Screen shows "picture" of large area, or close-up view, as desired.



Baked Baffle Claimed Better than Wood



MAYBE this girl's pose means that the speaker enclosure supporting her stance sets a new fashion for hi-fi. Actually, the "Vibranon" goes farther than just fashion, being a serious and significantly new approach to an old audio problem. The first commercially available hi-fi loudspeaker baffle made of a totally non-resonant material, it resembles marble and is molded and baked.

The advantage over wood is that the new material simply cannot vibrate along with the speaker cone and thereby add false coloration to the tone of the speaker. Of course, heavily braced, thick wood panels won't vibrate either. But such sturdy wood construction is usually expensive. "Vibranon" claims equal or better results at much lower cost.

Design of the baffle is simplicity itself. It consists of only two slabs that fit in any corner. The two walls and the floor form the remaining sides of the baffle. Felt-lined edges assure airtight fit.


The baffle works on the bass reflex principle. Lows emerge from two openings at the bottom. Response reaches down to 35 cps. The absence of parallel surfaces prevents formation of standing waves, which keeps the baffle from booming.

Absolute rigidity of the marble-like material helps the speaker handle heavy transients, such as drum beats, without random vibration. With such help from the baffle, even inexpensive speakers sound amazingly clean.

The "Vibranon's" inventor, Mr. Mayeri, lived until recently in the isolated highlands of Persia, where modern science is still unknown. He became fascinated with electronics after coming to America a few years ago.

The enclosure, made by Techart Mfg. Co. of Brooklyn, sells for about \$60—at Harvey Radio Co., 103 West 43rd St., and Durant Sound Co., 88 West 55th St., New York, N. Y. (plus freight). —50—

Entire "Vibranon" enclosure consists of two marble-like slabs fitted into corner. Front slab with speaker cutout anchors to wall with V-shaped wire shown below. Triangle top rests on rod. Speaker bolts down easily on countersunk screw threads.



Scholarships for Electronics Students

WITH THE GREAT shortage of engineers in the electronics industry, more engineers must be trained to take care of the growing demands. The West Coast Electronics Manufacturers Association is tackling the problem in a practical dollar-and-cents way by sponsoring college scholarships leading to degrees in mechanical or elec-

trical engineering. Degrees in physics are also sponsored.

During the current school term, twenty-five students are attending fifteen West Coast schools with financial aid from this fund. The scholarships are awarded to freshmen and sophomores picked by the deans of the engineering departments.

Economy Vacuum-Tube Voltmeter

By RICHARD GRAHAM

**Half-price v.t.v.m. uses
new approach in simple
design to achieve good
accuracy and stability**



HOW IT WORKS

Basically, the circuit is a bridge in which each half of the 12AU7 forms one arm of the bridge. Potentiometer R_4 forms the other two arms. Alternating voltage from the transformer is applied to two corners of the bridge formed by the junction of the two 12AU7 plates and R_4 . With no voltage input to the 12AU7 grids, the bridge is balanced by means of R_4 . Any positive voltage input to the grid (pin 2) of the 12AU7 will make that triode draw more current. This increased current causes the cathode voltage of that half of the 12AU7 to rise. Since the meter is across the two cathodes, a current will be read which is proportionate to the voltage placed on the grid.

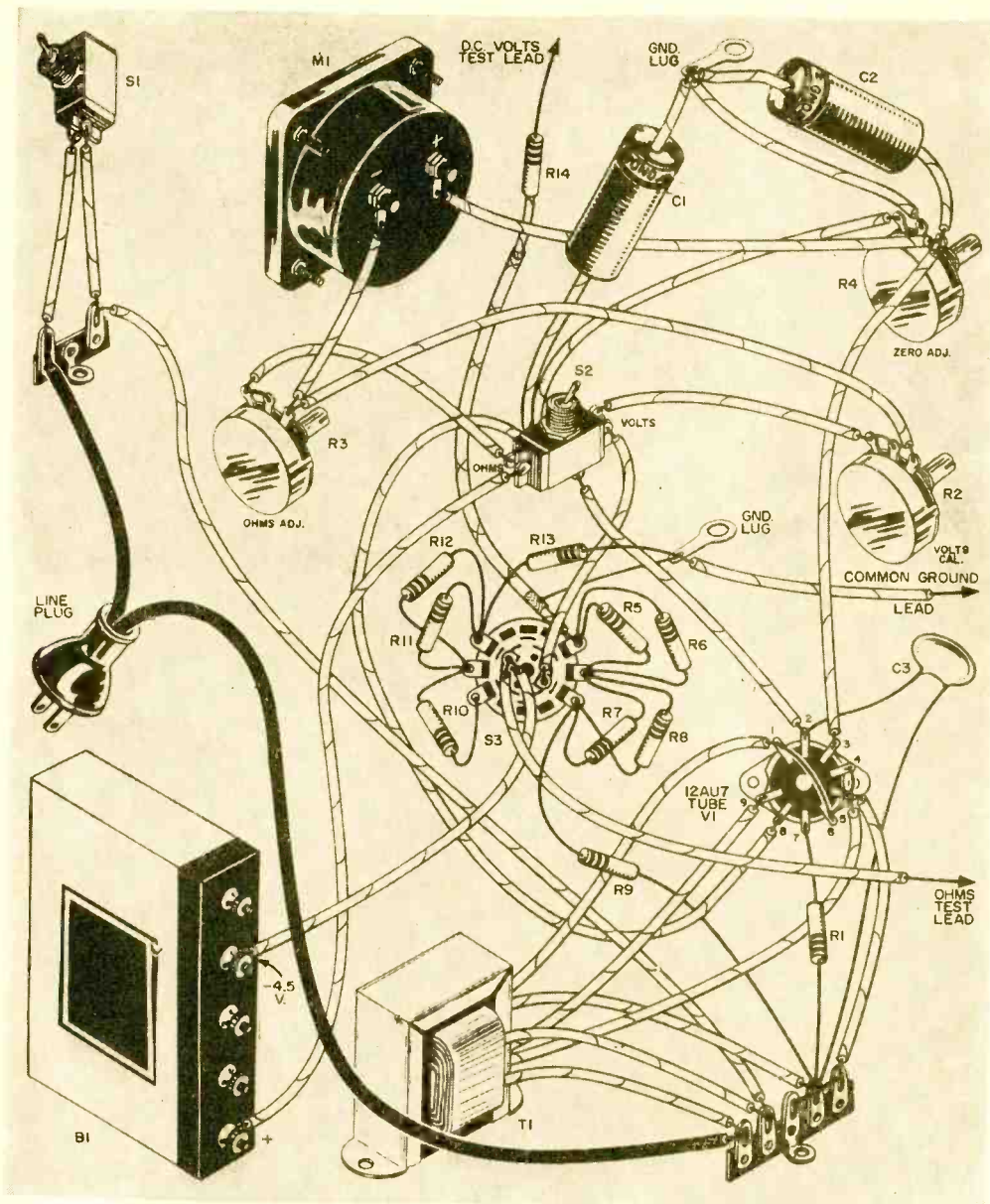
The fundamental range of the meter is approximately 4.5 volts. This is the range over which readings will be linear. The 2.7-megohm resistor (R_1) in the probe serves to multiply all ranges of the meter from multiples of six on the input to multiples of 4.5 (approx.) on the 12AU7 grid. Exact voltage calibration is accomplished by the voltage-adjust potentiometer, R_2 .

Since the fundamental range of the v.t.v.m. is approximately 4.5 volts, a 4.5-volt battery must be used for the ohmmeter section. The principle of the ohmmeter section of the v.t.v.m. is quite simple. The meter will read full scale regardless of the resistance in series with the 4.5-volt battery placed between grid and ground. However, if the grid is shunted by any resistance, the meter reading will fall by the amount of the voltage division between the resistor in series with the battery and the resistor shunting the grid.

THERE really isn't any need to expound the usefulness and versatility of the vacuum-tube voltmeter—it is one of the basic items of test equipment in setting up any shop, ham station, or laboratory. But the v.t.v.m. described here can be built for less than half the cost of the popular kits available today—assuming all new parts are used in construction.

Such economy is not accomplished at the sacrifice of performance but rather by keeping a sharp eye on all the electrical and constructional details. This v.t.v.m. has an input impedance of 12.7 megohms on all ranges. It has three d.c. voltmeter ranges of 0-6, 60, and 600 volts full scale. There are also three ohmmeter ranges, making measurements of 10 ohms to 10 megohms quite feasible.

The "Economy" v.t.v.m. utilizes a 0-1 milliampere meter which may be purchased for approximately \$3.50. (Any 0-1 ma. meter may be used—the determining factor is mainly one of price.) The meter is of the moving-vane type and has an internal resistance of about 1000 ohms. If a moving-coil type of meter is used, a 910-ohm, $\frac{1}{2}$ -watt resistor should be placed in series with the meter when it is employed in the v.t.v.m.



Pictorial wiring diagram shows how various components are connected. Note particularly the wiring around switch S3 and shielded lead attached to R14.

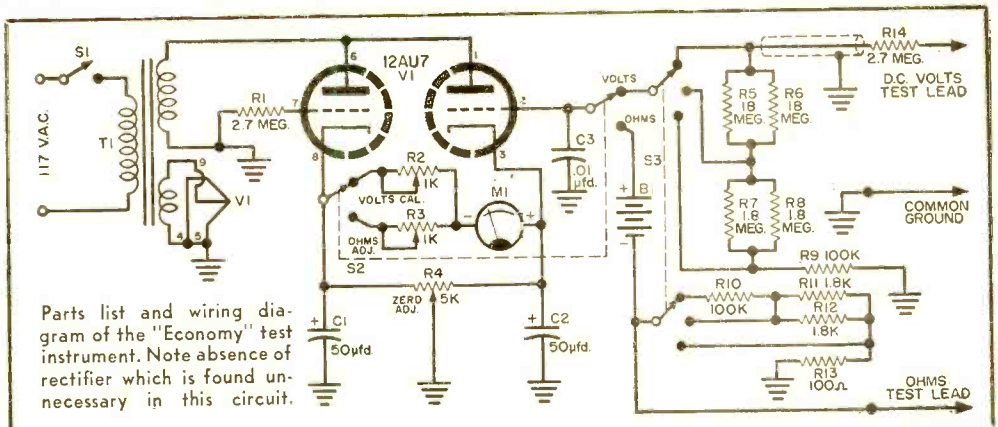
Layout and construction details can be seen in the photographs. The v.t.v.m. is housed in an aluminum case which measures 7" x 5" x 3".

A big item in the economy of construction is the use of 5% resistors for the voltage divider and ohmmeter multipliers. It will be noted that some of the resistors in the voltage divider ohmmeter multiplier are in parallel—to achieve the exact calculated value. For example, one of the values called for was 900,000 ohms. Since

this is not an RETMA standard value, two 1.8-megohm resistors—which are standard—were placed in parallel (see R5 and R6, R7 and R8).

The d.c. volt test lead should be a shielded cable. A three-foot length of single-conductor microphone cable is ideal for this purpose. The common test lead and the ohms test lead are made of standard rubber-covered test lead wire.

No jacks were used for the test leads since there is never any need to disconnect



Parts list and wiring diagram of the "Economy" test instrument. Note absence of rectifier which is found unnecessary in this circuit.

- B1—4.5-volt "C" battery (or 3 penlite cells in series)
 C1, C2—50- μ fd., 25-volt electrolytic capacitor
 C3—01- μ fd., 600-volt ceramic capacitor
 M1—0.1-ma. Shurite meter or equivalent (see text)
 R1, R14—2.7-megohm, $\frac{1}{2}$ -watt, 10% resistor
 R2, R3—1000-ohm potentiometer
 R4—5000-ohm potentiometer
 R5, R6—18-megohm, $\frac{1}{2}$ -watt, 5% resistor
 R7, R8—1.8-megohm, $\frac{1}{2}$ -watt, 5% resistor
 R9—100,000-ohm, $\frac{1}{2}$ -watt, 5% resistor
 R10—100,000-ohm, $\frac{1}{2}$ -watt, 5% resistor
 R11, R12—1800-ohm, $\frac{1}{2}$ -watt, 5% resistor
 R13—100-ohm, $\frac{1}{2}$ -watt, 5% resistor
 S1—S.p.s.t. toggle switch
 S2—D.p.d.t. toggle switch
 S3—3-pos., 2-pole rotary switch
 T1—Power transformer, 125 volts at 15 ma., and 6.3 volts, at 0.6 amp. (Stancor PS8415)
 V1—12AU7 tube

Table I

0-1 MILLIAMMETER READING	NEW VOLTS SCALE CALIBRATION
0	0
.166	1
.33	2
.50	3
.66	4
.83	5
1.0	6

Table II

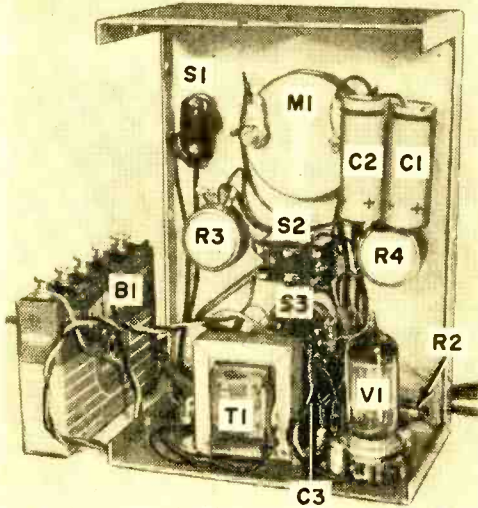
NEW VOLTMETER SCALE READING	NEW OHMMETER SCALE CALIBRATION
VOLTS	OHMS
.546	1
1.0	2
1.385	3
1.715	4
2.00	5
2.25	6
2.47	7
2.66	8
2.84	9
3.00	10
3.60	15
4.00	20
4.50	30
5.00	50
5.46	100
5.72	200
5.89	500
5.94	1000
6.00	INFINITY

them. In fact, the general practice of using jacks at these points only leads to more difficulties such as poor contact, loosening up, etc.

The most painstaking operation in constructing the v.t.v.m. is making the meter scale. First, disassemble the meter by bending the four ears up on the back of the meter. Next, carefully remove the scale. Lay the scale on a piece of paper and fasten it temporarily in place with Scotch tape. Now, divide the scale into six equal parts—since the meter scales are to be multiples of six instead of ten. Use the meter readings listed in Table 1.

Transfer the scale calibration to a new scale which can be drawn on a white file card. Make an arc corresponding to the original meter scale arc. Draw lines to the seven division points; this will divide the scale into six equal parts. Now subdivide each of the six divisions into five equal subdivisions; these correspond to 0.2, 0.4, 0.6, and 0.8.

The next step is to draw in the ohmmeter scale. You can do it by referring to Table 2. Draw another arc for the ohmmeter scale just above the voltmeter scale. From the data in Table 2, a line is drawn



Inside-the-case view of the v.t.v.m. shows actual location of the major components used by the author.

on the new scale through the center point and the voltage scale reading indicated. Both arc and calibration points and lettering for both scales can be inked in with India ink and the pencil guide lines erased. The scale can then be cut to size. Use paper rubber cement over the original meter scale to hold it in place.

After the unit is constructed, the only calibration necessary is for the d.c. voltage. The 4.5-volt battery can be used as a convenient source of known voltage. Temporarily remove the battery from the circuit. Set the meter to the 6-volt position. Set R_4 so that the meter reads zero. Connect the voltage test probe to the positive end of the 4.5-volt battery, and connect the common lead to the negative end of the battery. Adjust R_2 inside the v.t.v.m. so that the meter will read 4.5 volts. This automatically calibrates all the voltmeter ranges. The battery can now be reinstalled in the v.t.v.m.

The ohmmeter is calibrated in use by adjusting R_3 on the front panel for full scale when the function selector switch is in the ohms position.

-30-

Variable Power Supply for Experimenters

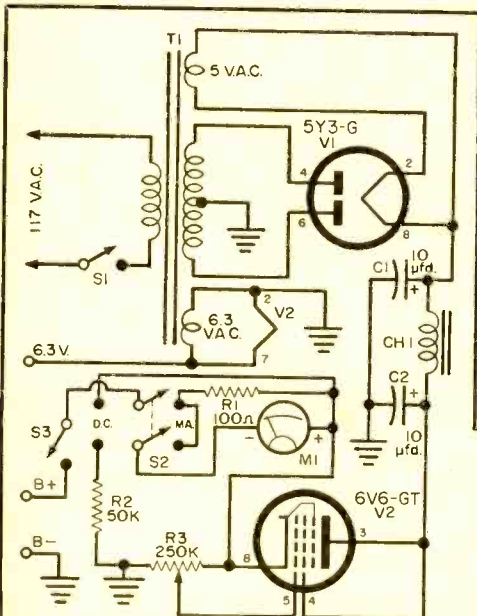
EVERY now and then a friend drops by with a small gadget he wants tested. In each case I have to use different plate voltages. It was quite a problem until I constructed a unit which will supply a variable d.c. potential from 50 to 350 volts and a filament supply of 6.3 volts a.c.

Potentiometer R_3 sets the d.c. output to any selected value. The 6.3-volt winding supplies filaments of the 6V6 and any other tube that requires it. Although the power supply is conventional, the metering circuit is a time saver for those who don't like the idea of installing a meter or dragging out the voltmeter each time the plate voltage is changed.

I used a 0-5 d.c. voltmeter purchased for \$1.95 in a surplus store. With a d.p.d.t. toggle switch, d.c. voltages and milliamps can be read with a flick of the switch. Resistors R_1 and R_2 are values needed with this meter, but any d.c. meter will work by changing R_1 to read milliamperes and R_2 to read d.c. voltages.

Any transformer and rectifier tube that is available will do; or local radio shops have old radios for \$1.00 and up that contain all parts except the meter. Use your voltmeter and a milliamp meter to check the unit before you rely on meter readings.—G. W. Pellerin, Jr.

-30-



Wiring diagram of power supply and parts list.

- C1, C2—10- μ fd., 450-volt elec. capacitor
- CH1—110-ma. filter choke
- R1—100-ohm, $\frac{1}{2}$ -watt resistor
- R2—50,000-ohm, $\frac{1}{2}$ -watt resistor
- R3—250,000-ohm potentiometer
- S1, S3—S.p.s.t. toggle switch
- S2—D.p.d.t. toggle switch
- T1—350-0-350 power transformer
- V1—5Y3-G tube
- V2—6V6-GT tube
- METER—0-5 d.c. volts

England Sets Up TV Training Center

LAST YEAR, commercial TV suddenly threw some spice in Britain's bland television diet. For the first time in the history of broadcasting in England, the government-sponsored programs of the British Broadcasting Corporation (B.B.C.) were rivaled by a newly licensed commercial TV network.

Since England had been among the earliest TV pioneers, sending out regular program schedules almost ten years before TV took over America, all the technical problems had been pretty well ironed out. The snag was in personnel. When the new commercial TV company more than doubled TV activity in England, there just weren't enough people who knew how to put a show on the air.

The answer to this problem has literally taken on concrete shape. The brand-new Marconi Television Centre now rises in downtown London, training a whole new generation of camera men, sound technicians, maintenance crews.

This TV school includes a fully equipped studio with a 2000 square-foot stage, the latest type cameras, video monitors and audio mixing consoles. There are also complete facilities for filmed TV programs, including film editing and sound dubbing machines. Even a remote pickup truck is available in training for on-the-spot coverage. TV producing firms wishing to train their own staffs in studio operation can rent both faculty and facilities of the Marconi Centre.

With the new Centre as its hub, TV studio work is a lively newcomer to the ancient and established trades of Britain. No doubt this first generation of young technicians will start for their new trade the tradition of workmanlike competence characteristic of British craftsmen.

-30-



Sound crew (top) learns to trail action on set with mike boom. Director points at low-hanging mike to warn against lowering the boom into the camera's field of vision. Cueing actors on different sets (center), the director coordinates switch-over with girl at control console, who selects one of four cameras from monitor screens over control room window (bottom).

Intricate camera innards (left) are unraveled by teacher for benefit of maintenance students. The show must go on; trained troubleshooters and standby equipment make sure that it does.

LAFAYETTE RADIO
100 Sixth Ave.
New York 13, N. Y.



Turntable and tone arm of professional quality at reasonable cost are available as complete assembly or as separate components. Turntable (PK-100, net \$49.50) uses 4-pole shaded motor, features variable adjustment at three speeds (33 $\frac{1}{3}$ -, 45-, and 78-rpm). Wow is less than 0.2%, flutter less than 0.05%. Arm is viscous-damped (PK-90, \$19.50 net), accepts all cartridges, will handle discs up to 16" in diameter. If dropped, arm cannot damage records.

HARMAN-KARDON, INC.
520 Main St.
Westbury, Long Island,
N. Y.



AM-FM tuner features new "FM Rumble Filter," a 10-kc. AM whistle filter, and a cathode-follower output. Full Armstrong circuit (limiter-discriminator) is used. The "Rondo," (Model T-120) is only 3 $\frac{3}{8}$ " high. Net price of \$95.00 includes metal case.


what's new in hi-fi

QUAM-NICHOLS CO.
Marquette Rd. &
Prairie Ave.
Chicago 37, Ill.




Low-cost 12" woofer handles 10 watts of power, has frequency response of 40 to 5000 cps \pm 5 db, with resonant point at 60 cps (Model 12A10L, \$16.00 net). Fifteen-inch version handles same power but bass response extends to 30 cps, with resonance at 45 cps (Model 15A10L, net price \$21.00). Either woofer may be used with company's Model 3A15T or 5A15T tweeter, or with any other tweeter of similar quality, to make a 2-way speaker system.

GARRARD SALES CORP.
Port Washington, N. Y.




Record changer intermixes 12", 10", and 7"-diameter records and plays at standard three speeds. The "Renown" (Model RC-121) is Garrard's newest unit; it can be used as a manual player or fully automatic changer. Arm accepts any standard pickup. Four-pole motor is shaded and shock-mounted. Turntable is covered with rubber mat to minimize rumble pickup. Net price, \$42.50 (less cartridge, 45-rpm spindle adapter, and mounting base).

HERMAN HOSMER
SCOTT, INC.
385 Putnam Ave.
Cambridge 39, Mass.



Amplifier (Model 99-B) has power output of 22 watts, plus complete audio "front end." Control facilities include record preamp-equalizer, tape playback control, and all switching needed for hi-fi system. Response is 20 to 30,000 cps. Net, \$99.95.

UNIVERSITY LOUD-
SPEAKERS, INC.
Desk PA-8
80 So. Kensico Ave.
White Plains, N. Y.



Bass reflex speaker enclosure with rear horn-loading can be built from kit containing pre-cut panels. Enclosure may be used in any position in room, can house any type—or combination of—speaker units from single-cone speaker to separate 3-way system. Model KEN-12 (shown in photo) is for 12" reproducers, sells for \$39.75. Model KEN-15 houses 15" units, nets for \$49.75. Both kits, known as "KwiKits," use $\frac{3}{4}$ " birch plywood.



Two Are Better Than One

Coaxial speakers and separate two-way systems are examined in the first part of a new series

By **H. H. FANTEL**

Associate Editor

THANKS to recent advances in audio program sources, many home music systems have outgrown the single-unit, wide-range speakers on which most audio fans first cut their hi-fi teeth. Today's records, tapes, and FM broadcasts furnish signals of such range and quality that only a multiple speaker system can do them full justice.

Just to set things straight at the outset, a "multiple speaker system" does *not* mean simply adding extension speakers to an existing speaker setup. It *does* mean using separate reproducers to handle different frequency ranges. A two-way speaker system divides the audio range into lows and highs for a woofer and tweeter, respectively. A further refinement is to divide the sound into lows, mid-range, and highs for a three-way system—woofer, squawker, and tweeter.

How does this division help? An orchestra uses separate instruments to produce different frequency ranges. To reproduce the orchestra's full tonal range, a multiple speaker system imitates the original division of labor between the musical instruments. For instance, the three-way speaker system corresponds roughly to such instrument groupings as violin, cello, and bass viol—or, flute, clarinet, and bassoon. The idea is the same in each case: each instrument within the group can best handle a specific frequency band. You can't get piping piccolo notes from a bass tuba, and you can't squeeze deep growls from a flute!


Specialized Speakers. The optimum range of any speaker lies in the region near its natural resonance. Response grows


weaker at outlying frequencies. Beyond certain limits, the speaker becomes mute. A single-unit speaker necessarily suffers from having to do two jobs at once—from having to stretch its response both ways from a single resonant point. Such a speaker may strike a good musical balance, but only at the sacrifice of extreme highs and lows.

No such compromise limits the performance of multiple speaker systems. Free from the over-all responsibility of the single-unit speaker, tweeters and woofers can be designed to *specialize* in treble and bass. Their widely spaced resonant points enable them to reach the extreme frequencies at both ends of the audio band.

Pushing out the frequency limits is only half the story. Since each speaker in a multiple system operates only within the relatively narrow band best suited to its design, it can cover this band with less effort and more uniform efficiency. The result is flatter and smoother response throughout.

IM Distortion. Contributing to listening pleasure perhaps even more than added range is the reduction of intermodulation (IM) distortion. This type of distortion often occurs in single-unit speakers where treble and bass are sounded simultaneously



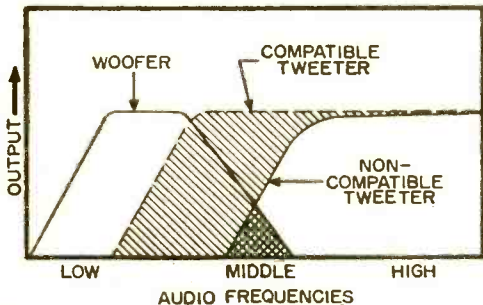


Different versions of the "dual cone" principle with mechanical crossover. Lower left, Altec Lansing "Biflex." Upper left, Electro-Voice "Radax." Center, University "Diffusicone." Right, Stephens "Co-Spiral." These speakers use a single voice coil; cones are treated so that inner section reproduces highs, outer part lows.

from the same speaker cone. The treble then becomes modulated by the bass in much the same way that an r.f. carrier is modulated by the a.f. signal in a radio transmitter. The resulting sidebands clash against the music in subtle dissonance. Since its level is usually low, IM distortion may be hard to detect at first hearing. Yet, after long listening, it causes nervous strain—one of the chief factors in "listener fatigue." Multiple systems simply sidestep this IM problem by physically separating treble from bass.

Dual Cone Speakers. A two-way system consists of a woofer and a tweeter with a frequency divider or "crossover" to separate treble from bass and feed each to its appropriate speaker. The simplest—and generally cheapest—approach to two-way performance is the "dual cone" type of speaker. This type incorporates some, but

Graph shows response of two-way speaker system using woofer and tweeter. Compatibility of the two reproducers is vital to the mid-range. Overlapping is desirable, prevents audio gap in the response.



not all, aspects of the two-way principle.

The dual cone speaker uses a single magnet and voice coil to drive two cones of different resonances. A light, stiff inner cone acts as tweeter while a larger, heavier outer cone handles bass. In some models, the two cones form concentric rings. A strip of soft material, known as a "mechanical crossover," lies between the two cones. It transmits the heavy bass thrusts but absorbs the rapid treble vibrations, thus providing an elementary sort of frequency separation between the two cones.

Speakers of this kind (e.g., the University "Diffusicone," the Electro-Voice "Radax," Permoflux, Stephens "Co-Spiral," Altec Lansing "Biflex," etc.) offer excellent value in the \$40-\$50 class. They represent an economical compromise between a single-cone unit and the full two-way system which uses separate treble and bass drivers and an electrical crossover network.

Coaxial Speakers. The coaxial speaker is a complete two-way system with independently driven woofer and tweeter. The tweeter, either horn or cone type, nestles inside the woofer. Coaxials therefore take up less space than separate woofer and tweeter components and require only a single cutout for mounting. Hidden within the housing, or enclosed in a separate box, are the coils and capacitors of a full LC crossover network. This electrical network separates bass and treble more accurately and effectively than the previously described mechanical crossover, enabling coaxial speakers to rival the performance of separate component systems. Among coaxials, the margin of quality largely remains with models featuring full LC crossover.

Three-Way Speakers. Some manufacturers, notably Electro-Voice, University, and Jensen, carry the coaxial principle


a step further and produce "triaxial" speakers. These are neatly tucked-together three-way systems. The Jensen Model G-610 is the only speaker in this group that uses completely independent drivers for all three speaker elements. Others use a common driver with mechanical crossover for bass and mid-range, and a separate driver with electrical crossover for the tweeter.

Crossover Networks. Also called "dividing networks," these circuits divide the total frequency range into treble and bass channels. The network must keep bass out of the tweeter lest the heavy bass amplitudes damage the tweeter assembly and produce harsh sounds as well. Conversely, treble must be kept out of the woofer where it might cause IM distortion or simply burn up as heat because the heavy woofer cone cannot keep pace with rapid treble vibrations.

A complete crossover network, therefore, combines low-pass (inductive) and high-pass (capacitive) filters. A simple capacitor in series with the tweeter, sometimes found in low-cost installations, is somewhat effective but is not a true *LC* network. As a high-pass filter, it will help channel most of the highs to the tweeter and keep bass out of it. But it is—at best—a short cut; there is no inductance provided to intercept treble that might reach the woofer. The door is thus left open to whatever IM distortion may occur within the woofer range.

Separate Speaker Components. In their quest for the best, audio designers find limitless leeway in devising speaker systems consisting entirely of separate components. Freed from the restrictions of the coaxial frame, designers of speaker systems may use oversize parts to achieve greater power capacity and improved performance. Adding a "squawker" for the

Woofer specializes in bass and forms "bottom" half of two-way speaker system. This 12" University woofer has response from 40 to about 6000 cycles. Provisions are built in for frequency cutoffs at 700, 2000, or 5000 cycles. Other woofers are available in 8" and 15" sizes.






mid-range, and a "super-tweeter" for extreme highs results in a three-way or four-way system. The advantages of such a system lie in further reduction of IM distortion. The greater the number of speakers, the narrower the band to be covered by any single speaker. Hence, there is less chance for intermodulation within that band. Of course, these refinements are realized fully only when the rest of the hi-fi system (amplifier, tuner, and pickup) equals the quality of the speaker system. Such elaborate systems also involve more elaborate—and carefully designed—crossover networks as well as larger housings.

In a two-way system, the physical separation of the woofer and tweeter also precludes the possibility of acoustical interference between treble and bass, which sometimes besets coaxials—where the tweeter may lie directly in the path of low-frequency notes. The separate two-way system is ideally suited for the use of folded horn enclosures. The woofer may be located at the horn's apex, deep within the enclosure, while the tweeter is front-mounted for direct treble radiation.

Ready-made, factory-assembled multiple

Basic tweeter types are illustrated by examples below. Left, the Electro-Voice T-35 horn tweeter which relies on diffraction principle to spread highs. Center, Altec Lansing's 300-A; this horn tweeter uses multicellular construction to fan out highs. Right, Lorenz LP-65; in this cone tweeter, highs are spread from stiff, shallow, plastic diaphragm. Choice of a cone or horn tweeter is largely a matter of personal listening taste.





speaker systems come in a variety of enclosures—from shelf-sized two-way “miniatures” with 8” woofers (suitable for small apartments) to four-way giants capable of filling the largest room with massive sound of astonishing realism. The price range is nearly as wide as the frequency range—from about \$55 to several hundreds of dollars. There are good bargains at the bottom—and you still get your money’s worth at the top.

Home Assembly. Perhaps the main attraction of separate speaker components is for the audio fan who assembles his own system. Liberty to try out different combinations of woofers and tweeters makes separate speaker components the natural choice for the hi-fi experimenter. One could, for example, compare various horn and cone tweeters to pick the type and model best suited to his own room acoustics. The separate—and independently mounted—tweeter (or tweeters) may be pointed at any desired angle. Remarkable realism often results from turning the tweeter *away* from the listener to let the highs reflect from corners or bounce off the ceiling. The sound then becomes diffuse and non-directional, and the listener feels pleasantly “surrounded” by the music. Separate tweeter level controls (included in most large systems) balance the proportion of highs and lows for any listening situation.

“Growing” a Speaker System. Flexibility in combining different woofer and tweeter components is also a money-saver. Audio fans who start with a single “wide-range” speaker can convert to a multiple speaker system without losing their original investment. After adding a new tweeter and crossover network, the old wide-range speaker may serve as a woofer. Later, if a larger woofer is desired, the original speaker still remains useful as a fine mid-range “squawker.” In this way, the speaker

system grows up gradually, keeping pace with the listener’s own tastes and his limitations of budget.


Recognizing this interest on the part of many audio fans, some manufacturers have worked out such gradual “speaker expansion” programs in kit form. Speakers are bought and added one at a time until a complete three- or four-way system is assembled, thus distributing the load not only electronically but financially as well. These factory-planned expansion systems also assure the customer that all speakers and their crossover networks will be correctly matched.

Picking Your Own Components. The most adventurous among radio fans insist on experimenting more freely, combining different makes and types of speaker components for what they hope will be a unique and personal achievement. Therein, for many serious hobbyists, lies much of the excitement and reward of hi-fi.

Once he is on his own, there is no sure way of foolproofing the efforts of an audiophile. Yet, the following hints might avert costly blunders:

1. Woofer, tweeter (and mid-range unit, if any) must be “compatible” in terms of crossover frequency. Between them, the entire audio range must be covered *continuously*. If woofer response falls off below the frequency where the tweeter takes over, the resulting response gap plays havoc with the middle, imparting a strangely disembodied feeling to the sound. For smooth transition, a certain amount of overlap between speakers is desirable, as long as the woofer and tweeter are so positioned that no phase cancellation occurs in the overlap band.

Compatibility and non-compatibility are illustrated in the graph on page 54. If an already-present single-unit speaker is to be expanded into a two-way system by the



Representative coaxials (reading from left to right, pages 56 and 57). Cutaway view of University 6201, in which the horn tweeter nestles within the frame of the surrounding woofer. The Lorenz LP-312-1, showing how the cone tweeter described in the text is mounted on a frame across the front of the woofer. Altec Lansing 604C speaker combines a 15" woofer with a multicellular horn tweeter; crossover network is in separate box. Cutaway view of Jensen H-222, another example of a low-cost full coaxial. The Bozak B-207A utilizes two coaxially mounted cone tweeters.


addition of a tweeter, the crossover frequency must be at—or above—the low-frequency cutoff of the tweeter. Other factors remaining the same, the lowest feasible crossover point will give the best performance, since it reduces IM in the woofer.

2. The crossover network itself must actually furnish the dividing frequencies and impedance ratings required by the speaker components. A tweeter designed to take over at 4000 cycles should not be connected to a network with a crossover frequency of 2000 cycles. Similarly, a network for an 8-ohm impedance might not do too well connected to a 16-ohm speaker. Commercial crossover networks are clearly labeled for correct connections.

3. Where no level control is provided for adjusting the relative output of woofer and tweeter, these speaker components should be about equally efficient, so that neither "outshouts" the other.


The use of more than one woofer and tweeter in two-way and three-way systems, various crossover values and their applications, matching components of varying impedance ratings, and general descriptions of typical three- and four-way systems will be discussed in later articles.

—50—




Complete separation of components distinguishes full 2-way system from the coaxial. Physical independence of tweeter from woofer permits increasing relative sizes, allows higher power ratings, often enables more advantageous placement of units.

Low-Cost B Battery Rejuvenator



A 67½-volt B battery rejuvenator has been announced by Lafayette Radio, 100 Sixth Ave., New York 13, N. Y. This unit may also be used to replace a B battery when the voltage requirements are near a 117-volt a.c. source. The portable eliminator/rejuvenator is fused for additional safety. Known as the Model F-195, it measures 1¼" x 2½" x 1⅝" and is sold complete with a convenient 6' line cord. Experimenters using 67½-volt batteries will find that this unit adds many hours of life to their partially run-down batteries.



Betting Safe on the Weather

By Herbert Reid

FEW GAMBLERS would take bets on the way the wind might turn a week from now. Yet at the Weather Bureau in Washington, a giant gambler with a steel brain will soon lay four-to-one odds on just that kind of deal. Nobody minds, because every time he wins, the public benefits.

Like any skilled gambler, the Weather Bureau's electronic IBM computer is betting on a "system." Its system for predicting the weather is based on a "mathematical model" of the weather-generating layers in the atmosphere. Such a mathematical model is a sort of mental picture of a situation expressed in equations understood by the computer. The equations describe the situation not only "as is" but also take into account all possible ways in which the situation might change.

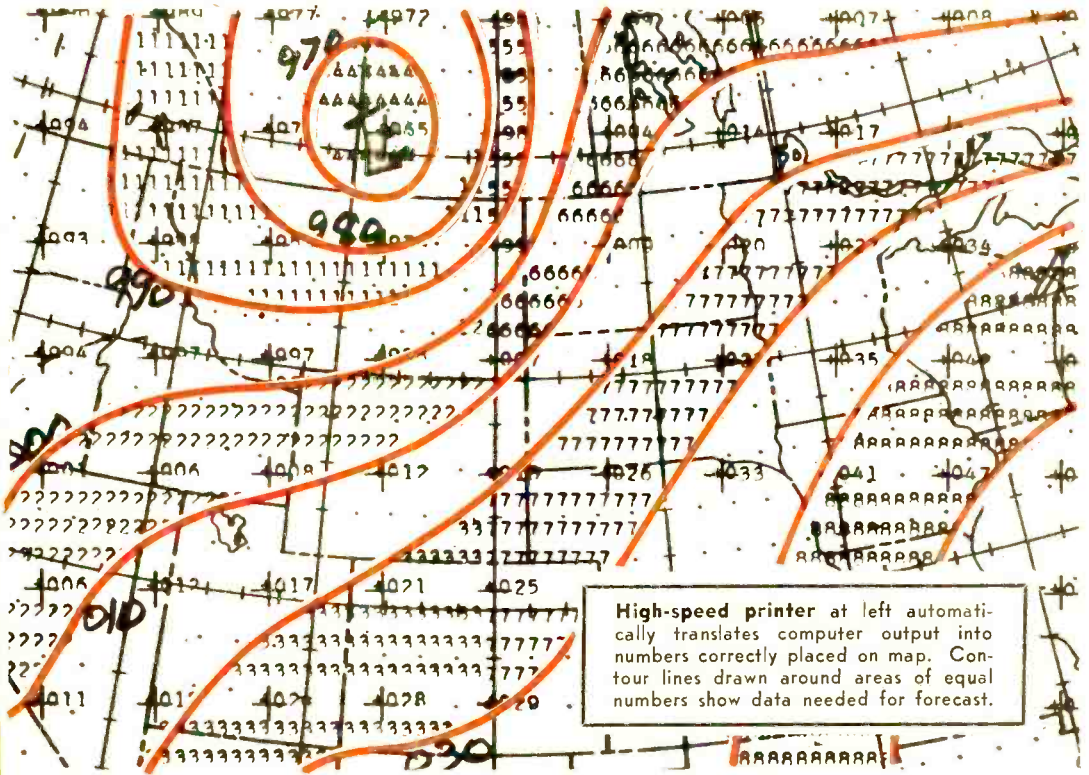
In our particular case, the "model" represents the air ocean over the United States. Its drifts and swirls are continuously charted and teletyped to Washington from 171 Upper Air Sounding Stations throughout the country. Since conditions must be graphed on several different altitude levels, the data represent a "three-dimensional chessboard" on which movement takes

place up and/or down as well as sideways.

Readings of wind velocity, barometric pressure, temperature, moisture, etc., naturally vary from hour to hour. But the principle by which these factors interact to determine our weather stays always the same. This unchanging principle of atmospheric interaction is retained in the computer's magnetic memory.

With this vast background information always on hand and constantly "consulted" by electric scanning pulses, the computer develops current weather reports into predictions for the future.

Fast Figuring. Each prediction means a mass of math. The greater the number of factors considered, the more reliable is the forecast. The most accurate nationwide 24-hour weather forecast possible today involves about ten million calculations. On such a job, the weather outruns the weatherman. With a houseful of clerks buzzing away on ordinary desk calculators, reports might get out just in time for last year's newspaper.



Up to now, the main reason for the uncertainty of weather forecasts was the early deadline. There just wasn't enough time to do all the necessary figuring. Hence, hunches had to pinch-hit for mathematics. The new computer, performing 14,000 mathematical operations per second, clicks out the answer in 48 minutes. It is now possible for the first time to make accurate forecasts before the prediction turns into history.

On a trial run before installation, the machine astounded the members of the staff by spotting a brewing storm that they had missed completely. Senior weathermen were delighted to be "shown up" by the robot newcomer.

At present, the Weather Bureau computer grinds out weather maps for the next 36 hours. The computation of such a map takes only 105 minutes. Weathermen are now working to stretch the reliable prediction span to 72 hours. Even weekly and monthly forecasts may soon boast up to 80% accuracy. Basic research is busy defining the mathematical basis for such long-range prediction.




While ultimate hopes are high, immediate expectations must still be held in check. All weathermen know that after a major breakthrough scientific progress returns to its gradual pace. Initial operation of the

new system must be evaluated, shaken down, and streamlined until reliable results can be taken for granted. Various mathematical models may yet have to be explored in terms of their theoretical limit of accuracy.

More Automation. As if all this weren't enough, weathermen are now teaming up with electronics engineers to make weather forecasts almost fully automatic. At present, information from outlying stations is fed to the computer on punched cards after the data come in on the teletype. To eliminate the time-consuming card punching, scientists are considering the possibility of telemetering weather data directly into the computer.

Weather signals from balloons aloft would be re-transmitted by ground stations over telemeter lines or relays. The computer could then continuously "keep posted" on atmospheric changes as they occur. Of course, the input section of the computer would have to be modified to "read" the telemeter signals instead of the punched cards. Even the most optimistic admit that this may still be far in the future.

Meanwhile, as an intermediate step toward automation, teletype machines have been designed to present their information directly in punched card form rather than in printed alphabet letters. Consequently,



Navy, Air Force and the U.S. Weather Bureau chipped in their cash and know-how to set up jointly this IBM installation for mathematical weather prediction. Racing ahead of speed limits formerly imposed by desk calculators (left), the electronic computer completes complex forecast figuring before the weather catches up with the prediction.

reaching more deeply into our national life, are such long-range weather factors as crop prediction and water supply.


Like a giant hand, the force of weather grips the whole surface of our planet. Aside from occasional attempts at seeding rain clouds, the atmosphere still eludes human control. But the new electronic aids to meteorology take the surprise element from the elements. We are no longer quite so helplessly at their mercy.

the teletype information no longer has to be "translated" by hand into punched card code. This automatic coding eliminates the chance of human error misguiding the computer. Eliminating routine coding operations also saves time and frees personnel for more vital tasks.

Nature vs. Man. Floods and hurricanes taking their tragic toll remind us dramatically how human life is intertwined with the whim of the weather. From airline flights to scheduling baseball games, the modern community depends on accurate advance weather news. Less obvious, but

When Mark Twain complained that "everyone is talking about the weather but nobody's doing anything about it," he could hardly have envisioned a huge maze of electronic circuits with feelers flung across a continent, converting climatic quirks into an almost sure pattern of predictability. And the rain and thunder gods of our ancestors would be even more amazed. —30—

CD or Hi-Fi Crystal Set Offered by Heath



A SENSITIVE CRYSTAL set using two tuned circuits has been announced by the Heath Co., Benton Harbor, Mich. Attractively mounted in a black Bakelite case, the receiver is self-contained and has nothing to wear out or fail in service.

Sold as a complete kit with elaborate instructions, the Heath Co. feels that this unit will serve three purposes. A beginner can use the manual to understand the fundamentals of radio reception, the householder can use it for Civil Defense and the hi-fi fan for excellent AM reception.

Tuning the Short-Wave Bands

—with Hank Bennett—



WE THOUGHT you might like to hear about the experiences of another steady s.w. reporter from New England, Paul Mathieu. Paul, who is 17, lives at 25 Chestnut St., Southbridge, Mass. He is a senior at Mary E. Wells High School in Southbridge.

Replying to our questionnaire, Paul says that he does his DX'ing on a Hallicrafters SX-28-A receiver, a 15-tube superheterodyne.



To bring the signals into his shack, he uses an end-fed rectangular-shaped long-wire antenna, about 40 feet above the ground and the same in perimeter. Supplementing this antenna are two 100-foot

long wires oriented NE/SW and NW/SE. Additional equipment includes a homemade two-tube preselector, an antenna tuner, three-speed turntable, auxiliary audio amplifier, Admiral table model superhet, and a Sessions time clock and switch system.

Paul first became interested in radio in late 1954. He is a Novice, with the call WN1YZH, and hopes to obtain his General soon. His first foreign verification was from *Radio Gonaives*, Gonaives, Haiti. At one time he had a report to *Radio Commerce*, Port-au-Prince, Haiti, published in a Haitian newspaper in a radio column. He carries on a steady correspondence with Sr. Luis D. Carbone Mora, Director General of the Iquitos station of *Radio Nacional del Peru*.

Since 1954, Paul has logged a total of 92 countries, with 83 of them verified. He has heard 151 s.w. stations, with 112 veries. Paul's most prized veri is from *Radio Tahiti* in Papeete, Tahiti. When writing to the foreign stations, his letters are in English,

French, Spanish, or Greek. Being able to read, write, and translate Greek has made him an invaluable reporter on the activities of the various Greek stations.

Paul writes that his favorite s.w. bands are 41 and 49 meters or, roughly speaking, 5900 to 7400 kc. His favorite s.w. stations are those of the Swiss S.W. Service because of the great variety of interesting programs and a usually reliable signal. His best DX includes Tahiti, Japan, Noumea, New Zealand, Lebanon, VLT6, the Forces Stations in Athens and Larissa, Greece, and *Radio Mediterraneo*, Valencia, Spain.


Radio clubs to which Paul belongs include the Newark News Radio Club and the Quinnebaug Valley Radio Club of Southbridge. He is also interested in photography, languages, and any kind of electronic experimentation.

In closing, Paul states that he would like to see more items on choice DX-bits, instead of so many reports on the stations that are generally audible without trouble even to an inexperienced DX'er.

Club Notes


One of the newer clubs at present is the International Shortwave League of Indianapolis. Ind. Editor and Publisher Joel Whitaker II writes that the club is currently undergoing changes in format but that shortly bulletins should be going out every month. The dues are \$1.75 in North America; \$2.50 elsewhere. Details can be obtained from Mr. Whitaker, 3156 N. New Jersey St., Indianapolis 5, Ind.

(Continued on page 116)

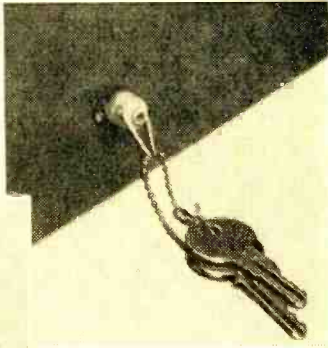


The radio shack of Paul Mathieu, WN1YZH, Southbridge, Mass. See text for equipment line-up.


Secret Switch Paralyzes Radio



Wire jumper is soldered across the two terminals inside the plug. Drill two small holes through the cover of the plug (below) so that the plug can be fastened to a key chain by means of a small loop of dial cord or fish line.



Phone plug and socket, while small in size, are husky enough to carry 117-volt a.c. house current—or battery current—without heating. The above photograph shows how socket is mounted on the rear panel of a radio cabinet.



The "key" is plugged into the socket while the radio is in use. There is no danger of shock because the exposed part of the plug is well insulated, and the mounting screws of the socket are insulated from the socket terminals.

IF YOU HAVE a piece of radio or electronic equipment that you don't want anybody to use while you're away from home or shop, install the simple plug and socket shown in the photos above. The socket is connected in series with the power supply (either 117-volt a.c. or batteries)

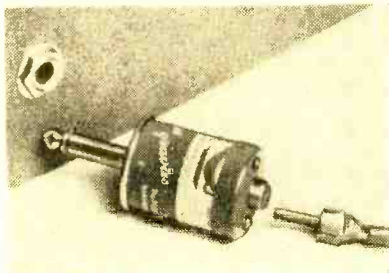
of the equipment to be protected. If you want to use the equipment, simply insert the shorted plug into the socket. When you leave, pull out the plug and take it with you. Mount the socket where it is not easily seen, and keep the "key" a secret!—*Arthur Trauffer.*

—30—

Phono-Plug to Phone-Jack Adapter

IN EXPERIMENTAL and test work, or for permanent installations, you will sometimes want to connect a phono plug to a phone jack. A shielded adapter can easily be made from junk-box parts—or for about 35 cents if you buy new parts—which will do this job quickly and efficiently.

Cut off a 1"-diameter metal container to a length of $1\frac{1}{4}$ ", using a fine-tooth thin-blade hacksaw, and smooth the rough-cut edge with a knife blade or sandpaper. Drill a $\frac{1}{4}$ "-diameter hole in the center of the bottom of the can, and then enlarge it to $\frac{5}{8}$ " using a rat-tail file. This $\frac{5}{8}$ " hole is for the threaded part of the phone plug. Solder a short length of insulated flexible wire to the center terminal on the phone plug. Then screw the plug into the $\frac{5}{8}$ " hole in the bottom of the can, and solder the plug to the can bottom with




small dabs of solder at two or three spots. If you do not have an old phone plug, buy an Amphenol 75-MC1P plug (29 cents) and solder the wire to the center terminal on this plug.

A standard phono jack (about six cents) just fits inside the can lid, and mount the phono jack as usual. Now solder the wire from the center terminal of the phone plug to the center lug on the phono jack. The connection from the outside terminal of the phono jack to the outside shell of the phone plug is automatically made through the metal can, which acts as a shield at the same time. Be sure that the phono jack makes a good connection to the can lid, and that the can lid makes a good connection to the body of the can. For an even better job, you may want to solder the lid to the can.

—30—

By RICHARD J. SANDRETTO



**Intercept W/W
transmitted signals
with this inexpensive . . .**

A FEW of the many applications of wired-wireless control were mentioned last month in Part 1, and details were given on a suitable one-tube transmitter that would transmit on a single frequency or on one of several frequencies, so that several different receivers could be separately controlled.

You can build a receiver unit very cheaply because only eight or nine components, including the tube and the relay, are required. This also means that you can house it in a very small metal box, as the photographs show.

The receiver is connected across the power line and remains on standby duty until an r.f. signal is received via the line. A small gaseous triode, which draws current only when activated, is used as the trigger tube. Total standby current is such that the power drawn amounts to only $\frac{1}{4}$ watt.

Construction. Employ any convenient size box for the housing. The larger unit shown in the photographs uses an OA4-G, and was housed in an ICA #3817 cabinet, which measures 3" x 4" x 5". This cabinet comes with a small chassis attached to the front panel. The smaller unit uses a 1C21 and was built into a 4" x 2" x 2 $\frac{1}{2}$ " LMB interlocking box.

Mount the ferrite antenna as shown in the interior views. Although the proximity of the metal cabinet will reduce its effi-

HOW IT WORKS

Two types of operation may be employed. Figure 1 gives the circuit of a controller whose relay is operated only during signal transmission, and Fig. 2 shows a unit which remains on after the transmitter has been switched off. Either an OA4-G or a 1C21 tube can be used. Each tube contains three electrodes: the cathode, starter-anode, and anode. A sufficiently high voltage between any two of these elements, which are surrounded by an inert gas, creates a glow-discharge.

Voltages applied to the tube electrodes in the controller circuit are such that ordinarily there is no conduction between cathode and anode. If, however, a sufficiently high voltage appears between the cathode and the starter-anode, the resulting glow discharge between these two elements instantly starts a cathode-to-anode discharge, and the relay is activated. Tube conduction occurs only on positive cycles of the line voltage, provided that the starter-anode discharge is still present. C3 and R2 smooth out the ripple to prevent relay chatter.

The no-signal voltage on the starter-anode is adjustable by means of R1 and R3. R3 is a potentiometer, and it acts as a sensitivity control. The preset voltage increases whenever an r.f. signal of the frequency that the loopstick, L1, and the capacitor, C2, are resonant to is received via the power line.

When you want to operate a device remotely and then leave it on for long periods, it is sometimes desirable not to have to keep feeding r.f. continuously over the power line. The circuit of Fig. 2 responds at the first instant of signal transmission, and thereafter current continues to flow through the tube and relay coil whether a signal is still being transmitted or not. This is accomplished by supplying the tube anode with d.c. instead of a.c., as in the circuit of Fig. 1. This lock-in controller has the disadvantage that it must be manually reset by momentarily opening S1. The tube conduction continues for a brief period while C1 discharges.

ciency somewhat, the effects are not too detrimental.

If you have a plate relay with a higher coil resistance than that specified, use it—exact value is not critical. If this substitution is made in the circuit of Fig. 1, some other experimentally selected values

for *C3* and *R2* may be needed to obtain good filtering action.

Although the nominal value of 900 μfd . is specified for *C2* in both diagrams, the needed value will depend on the tolerance and true capacitance, the control frequency, and the inductance of *L1*—whose value varies among various ferrite antenna coils. The needed value of capacitance—which will permit adjustment of *L1* in order to tune the receiver to the control frequency—should be chosen by trial-and-error. This is not difficult because the control frequency (determined in Part 1) dictates approximate values to try: 1000 μfd . for 340 kc.; 1500 μfd . for 290 kc.; 1800 μfd . for 240 kc.; and 2700 μfd . for 190 kc. This capacitor, mica or ceramic, is connected but left unsoldered until the adjustment which follows shows it to be a workable value.

Adjustment. If you use a 1C21 tube, remove some of the black coating painted on the bulb so that an interior discharge can be seen. A rag moistened with lacquer thinner should do the trick. This procedure will not be necessary with the OA4-G.

Check the wiring carefully, then plug the unit into the power line. At one extreme setting of the sensitivity control, the tube will not conduct; at the other end of rotation, it will conduct. Adjust the control to a setting just below the point where tube conduction begins.

Next, plug the transmitter into the same outlet that the receiver has been plugged into, and set the transmitter to the proper control frequency. Although the receiver is probably far out of tune, the brute force of the adjacent transmitter should activate it. Tune the receiver by turning the loopstick screw adjustment in or out.

Reduce the sensitivity control setting to

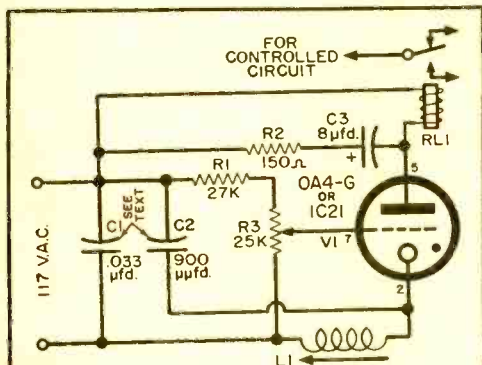
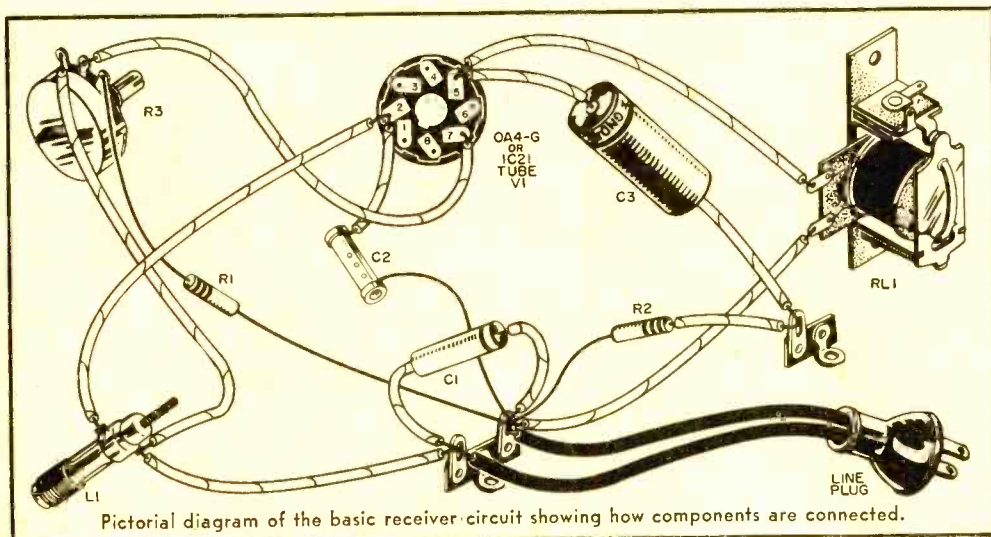



Fig. 1. Circuit of the basic wired-wireless remote control receiver. See parts list below.

- C1—0.033- μfd ., 600-volt capacitor (see text)
- C2—900- μfd . ceramic capacitor (see text)
- C3—8- μfd ., 250-volt electrolytic capacitor
- L1—Ferrite core broadcast antenna coil
- R1—27,000-ohm, 1/2-watt resistor
- R2—150-ohm, 5-watt resistor
- R3—25,000-ohm potentiometer
- RL1—S.p.d.t. plate circuit relay, 2500-ohm coil (see text)
- S1—S.p.s.t. toggle switch (see Fig. 2)
- SR1—65-ma. selenium rectifier (see Fig. 2)
- VI—OA4-G or 1C21 tube
- 1—Line cord and plug
- 1—Octal socket
- 1—Cabinet, 3" x 4" x 5" (ICA #3817) or 4" x 2" x 2 1/8" (LMB)—see text
- 1—2-terminal tie point
- 1—1-terminal tie point
- Misc. machine screws, wire, solder, grommets, etc.



Pictorial diagram of the basic receiver circuit showing how components are connected.



Using an OA4-G tube, this unit is housed in 3" x 4" x 5" cabinet. Note three-conductor plug which makes it possible to record by remote control.

a point where the tube just stops conducting prior to each tuning adjustment, so that any improvement will show itself by the tube's beginning to conduct again. It should be possible to reach a point where further adjustment in the same direction causes a reduction in sensitivity. If this does not occur, it means that $C2$ has not brought the coil within range of the control frequency. Try a slightly lower capacitance for $C2$ if the coil adjustment screw is all the way out (minimum inductance), or try a slightly higher value if the adjustment screw is all the way in (maximum inductance).

Another technique is to connect an r.f. probe of a v.t.v.m. across the ferrite antenna coil of the receiver unit, and use the meter indication for tuning. Remove the tube so that it will not affect the adjustment. However, a final adjustment should be made by the first method, and with the transmitter and receiver plugged into separate outlets. This is necessary because the v.t.v.m. and the tube have different loading effects on the circuit, and also because the location of the units affects the tuning slightly.

If more sensitivity is needed, the following two things can be tried. First, connect different values of capacitance, $C1$, (.022-.068 μfd ., 600 volts) across the power line terminals in the receiver. One value may boost the signal pickup considerably. Second, try varying the number of turns of plastic hookup wire that have been wrapped around the transmitter coil.

Applications. The smaller unit shown in the photographs features a built-in receptacle and was designed to be inserted between an electric outlet and an appliance to be controller. The receiver will control a non-inductive load of 500 watts

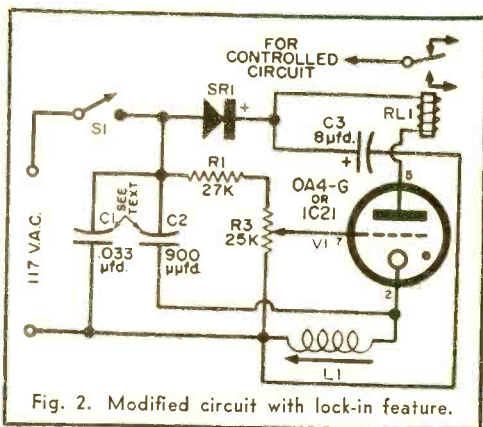



Fig. 2. Modified circuit with lock-in feature.



Smaller receiver, in an interlocking box, uses IC21 tube and features built-in a.c. receptacle.

or an inductive load of about 150 watts. To control a heavier load, add another relay capable of handling larger loads.

The larger unit shown was equipped with a three-conductor Jones plug. Insert-

(Continued on page 108)

Radar Equipment Gets Boost from Iron Rust

RUST IS THE BANE of most equipment, but not so for radar. In fact, Sylvania engineers have found that iron rust can



actually help the performance of a radar system. The iron-oxide composition of rust is used for making "ferrite isolators." These are "one-way windows" for radar signals—they pass the powerful transmitter pulse to the antenna, then they "look" the other way to receive the echo signal returning from the target.

What's more, tiny rods made of ferrite can themselves be used as radar antennas. A group of these rods causes a radar beam to scan an area like a searchlight—without need for the familiar giant reflector being continuously rotated.

The ferrite isolator (shown in photo at left) may also prove to be useful for extending the number of channels used in television, as well as improving telephone microwave relay systems for long-distance communication.

Amplifier Frees Both Hands During Phone Conversation

ANOTHER ONE of those "why-didn't-someone-think-of-it-before" gadgets is a transistorized amplifier recently announced by Fisher Research Laboratory, Inc., 1961 University Ave., Palo Alto, Calif. This device boosts voice signals going into—and coming out of—a telephone. Placing the telephone handset onto this unit permits you to hear your party, as well as talk back, from clear across the room. Both your hands are free to take notes, or continue eating your lunch, or consult the files—as shown in the photo.

Dubbed the "Telemaster," the device is also ideal for on-the-spot conferences, since all present can listen easily to an incoming call and participate directly in the conversation. An adjustable volume control on the "Tel-O-Master" boosts weak incoming signals to normal hearing level. Completely portable, the device requires no connections to the telephone or the electrical system. It is powered by miniature cells. Price is \$69.50.



Catch This Train and You'll See a TV Show!



TV VIEWERS fearful of missing their favorite telecasts because of the need to catch a train will be able to travel and watch the screen too—if a system tried out on the Chicago, Indianapolis and Louisville Railway Company goes into general use.

Using a Crown antenna rotator and a TACO antenna, the receiver—installed aboard a car of the railroad—traveled from Chicago to Rome, Georgia, and back to Chicago. Video reception was reported as "good all during the trip."

Installation techniques used in the railroad car are said to be ideally suited for placing TV sets in boats operating on inland waterways. Technical details on the rig may be obtained by writing to either Crown Controls Co., Inc., New Bremen, Ohio, or to the Technical Appliance Corp., Sherburne, N. Y.

By JAMES E. PUGH, Jr.

The Perfect Servant



Heavy Duty Clock Timer Works Wonders

LIKE MOST PEOPLE who can be in only one place at a time, we have often wished for an extra hand to do things around the house while we are asleep or away. We finally found a willing and reliable servant at very small cost in the form of an automatic time switch. Here are some of its many tasks.

It regularly starts the automatic washing machine early in the morning—about 4 a.m. That's when there is plenty of hot water in the heater that would otherwise be idle through the night. Besides, after the family gets through with its morning showers, there usually isn't enough hot water left to do the wash. Best of all, the wife feels more cheerful when she finds the wash all finished and ready to be dried when she gets up in the morning.

In summer, we hook on the attic fan to draw in the cool early morning air. In winter, it can be used as a heater control.

When we're on vacation, the time switch acts as a burglar "discourager." Every night it switches a lamp and a radio on and off. "On" starts at sundown, and "off" at our normal bedtime. This system is cheaper and better at "fooling" would-be burglars than the light-controlled photoelectric switches that go on at sundown and off at sunrise. Most well-informed burglars would know that we don't stay up all night several nights in a row.


The switch is set in advance for a "program" containing up to 12 on-off periods a day. This program is repeated automatically every 24 hours—a cycle which matches the usual household routine. Some of the fancier time switches even permit a

different program to be set up for each day of the week, and the entire weekly sequence will repeat indefinitely. An "override" switch allows manual "on" and "off" switching at any time without disturbing the automatic settings.

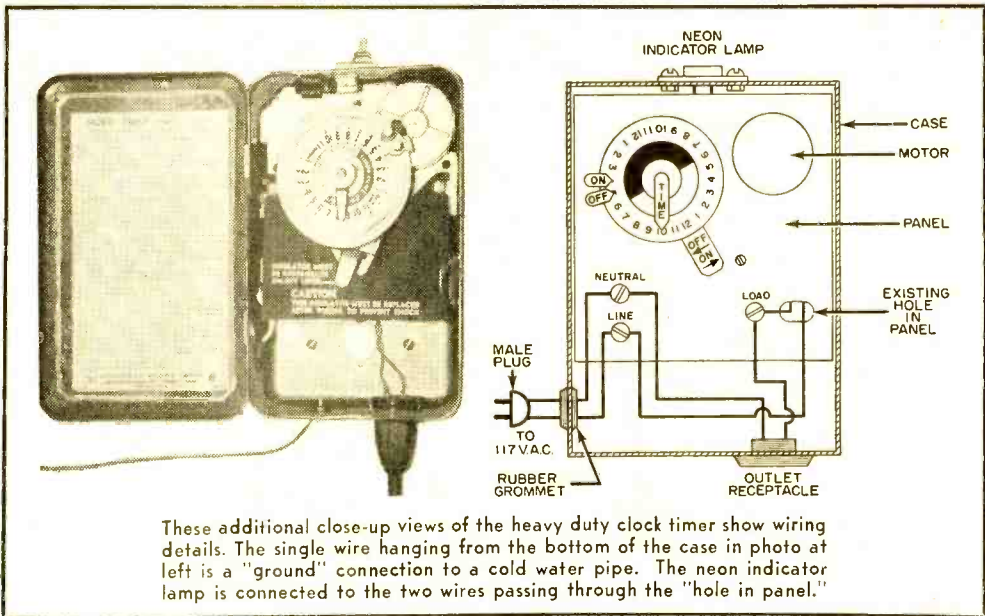
"Ready" Light. We started with a 24-hour Intermatic Time Switch Model TS60SP, obtainable by mail for about \$8 either from Lafayette Radio, 100 Sixth Ave., New York, N. Y., or from Allied Radio Corp., Chicago 80, Ill. This switch is ready for operation when you unpack it.

However, we are a fairly absent-minded bunch and looked rather sheepish when we discovered why some of our carefully timed gadgets never started: the appliance switch itself had been "off" all along.

To guard against this possibility, we connected a neon lamp across the time switch contacts. This lights up whenever the appliance switch is closed, even if the time switch is open. In this way, it tells us that



This wiring diagram shows the internal electrical connections in the heavy duty clock timer. The neon lamp, capacitor, and outlet receptacle are added parts.



the appliance is "ready" to go on when the time comes.

To make the neon lamp work properly, we had to make another modification. We discovered that the neon lamp would fire even if the switch on the connected appliance was open—due to the capacitance created by the connecting wires. To nullify this effect, we hung the capacitor *C1* (.01- μ fd., 400-volt) across the contacts.

Finally, for convenience, we added a male plug and cord and a female outlet receptacle.

The holes in the switch case for mounting the neon lamp and the output socket


can be made either with a chassis punch or a large tapered burring reamer. Our neon lamp is a Drake Type 110 "Flush-lite," which requires an oblong mounting hole. This we made by drilling a series of $\frac{1}{16}$ " holes close together in a row, just inside the required outline. Then we knocked out the separations with a chisel.

The switch handles loads up to 35 amperes. The case should be grounded to the nearest water pipe by means of a wire and pipe clamp. *Never ground the switch to a gas pipe.* You should always ground heavy duty a.c. appliances to the nearest cold water pipe.

—30—

Homemade Tube Socket Adapter

THERE ARE times when the experimenter needs a source of voltage to test a new circuit. If he doesn't have a separate power supply, the alternative is to tap into the power supply of existing equipment. An easy way to do this is to insert an adapter into one of the tube sockets, replace the



tube, then attach leads to appropriate lugs of the adapter.

Dismantle a metal tube by prying out the crimping locks that hold the base to the metal housing. Remove the wires from the pins by heating with a soldering iron. Then run lengths of heavy solid wire through the tube pins and solder into place. Set the tube socket over the tube base to align the key of the base and the key slot of the socket. Make sure that pin No. 1 of the tube base goes to lug No. 1 of the socket. Work the ends of the wires into the respective holes of the socket lugs and solder.

The adapter is now ready to go. It can be used to tap filament and B+ voltages temporarily from a radio or amplifier. Or, by leaving the adapter in place, power can be supplied to a preamplifier or other equipment.—*Wm. B. Rasmussen.*

—30—

OPERATION CHAOS

By Carl Kohler

I HAVE a curious wife.

As long as I'm working on an ordinary project, such as dissecting a radio or tinkering with the innards of a TV, I am left alone. But let me begin juggling the components of an off-beat experiment, and here comes Old Big Eyes on the double—usually ill-concealed behind the pretext of delivering hot coffee.

Her timing is so deadly that I'm faced with stretching credulity and admitting there's something *to* feminine intuition—or that I've innocently gotten myself hitched to a lady-telepath.

Meanwhile, I consistently get caught with my plans down.

Not long ago, I dreamed up a humdinger-ish notion which I figured would not only prove a boon to wearied parents across the land (for that matter, across the planet, maybe), but would also move electronics ten years forward on the domestic front. Lastly, I reasoned, I should most probably make enough out of the idea to retire.

This latter angle, alone, seemed reason aplenty to put the idea into a frame of actuality.

Quite simply, I planned to produce an R/C stroller for people who were sick and tired of *pushing* their offspring around the block. First, I invested in a second-hand washing-machine motor. Second, I pilfered Junior's stroller. And, third, I went to work with the intensity of a madman picking the funnyhouse lock.

Unfortunately, the Girl Psychic beamed my vibrations.

And here came the coffee.

"**W**HATEVER are you doing to the stroller?" She stared hard at the half-installed sequence-reversing, speed-control switch and the rest of the transmitting and receiving equipment . . . all the while pouring scalding java into my lap. "Now what do all *those* crazy gestures mean?"

When my lap cooled sufficiently for my voice to return from the outer regions of agony, I stopped dancing around and began composing a reply. I have bitterly learned that women prefer anything to logic.

"Perhaps you may find it difficult to visualize yourself as being the lucky loot-

partner of a genius, much less a soon-to-be wealthy genius," I said carefully, "but you'll just have to acclimate yourself to these wonders and learn to put up with easy street."

She narrowed an eye at me.

"Boy, maybe you needed this coffee more than I thought."

I fought back a psychosomatic hiccup.

"No snow, you lucky kid," I chattered assuringly. "The Kohler Radio-Controlled Stroller is the charming vehicle upon which the Kohlers are destined to ride to fame, fortune and a much higher tax bracket! I'm still undecided whether to let POPULAR ELECTRONICS or LIFE have the scoop of the decade.

"The original king-size imagination," she muttered to no one in particular. "Come off it. I just want to know why you see fit to tear apart a practically brand-new stroller when you're all the time howling about overhead and—"

She broke off—suddenly the picture of a




"Whatever are you doing to the stroller?" She stared hard at the half-installed sequence-reversing, speed-control switch . . .

girl whose nerves have had a nasty jolt. Cold green horror crawled across her face. "Radio-controlled! You mean something like that nightmare you turned loose on the

whole neighborhood a few months back?"

Sometimes I despair of her ever forgetting Frankie—that R/C robot. I had the modesty to blush and avert pain-filled eyes. I snapped a martyred expression on my map that could have earned me an honorary membership in the Barrymore clan, for effort if not professional quality. "That," I whimpered "was *different*. Not the same



. . . Without warning, the stroller shot forward at increased speed and disappeared across a lawn . . .

thing at all. Besides, the robot had a faulty escapement and this stroller is the last word in perfection."

She regarded the stroller as though it had just slithered out from under it's rock.

"Look," I pleaded, trying logic as a last resort, "I've built a lot of R/C airplanes since then—"

"Lost a lotta them, too."

"—and, surely, you don't think I'd put our child in any machine that I wasn't absolutely certain was safe—"

"Child! You'll put the dog in that monstrous thing over my inert body, *much less* try luring our beloved Junior into *that* electronic bone-breaker!" Outraged Motherhood regarded me as though I had just slithered out from beneath *my* rock. "Honestly, the things you spend perfectly valuable time dreaming up! Honestly!"

"You said the same things about the TV-Babysitting-Scanner when I first brought it into the house," I protested. "Now, you wouldn't know what to do without it."

"That's different. That was—"

"Think of the thousands of steps electronics has saved you," I persisted, grimly determined to sell this bill of goods. "Look at the photoelectric doors on the garage, the pantry, the porch . . . their very existence sparing you needless effort and energy. And this intercom system. Electronics,

again, making your life a paradise of saved-time compared to your mother's, your grandmother's, your greatgrandmother's, your—"

"I'm grateful, I'm grateful," she snarled.

"Did you ever stop to think that electricity cooks our food? That it heats our house? That it allows you to run up fabulous telephone bills, have hot and/or cold water in unlimited amounts at a second's notice?" I glared mildly at this spoiled darling of super-civilization. "No, you never thought of poor, old overworked and faithful electricity as your best friend. You never gave electricity a decent chance. Serve you right if it refused to come in the house—the way you rave against it."

"Who?" She was a mite uncertain.

"Electricity," I said reverently, whipping off my cap and holding it over my heart while I leaped to attention. "It slaves for you, keeps your radio singing, your TV picture bright, floods your house with warm, yellow light, runs your automatic washer so you are saved from rough, red hands, keeps the scoff eatable in the refrigerator and the surplus scoff safe in the freezer . . ." I hesitated, flicking a tear from my cheek. "Yessir, good old, everlovin' electricity and you refuse to give it a chance."

Her lower lip began to quiver.

"W-Who refuses t-to give it a c-chance?"

I bussed her soundly. "That-a-girl! I knew you'd see it my way!" I slurped the now-icy java. "You run in and let electricity put some heat in this chilly brew whilst I finish installing the batteries and motor in the Kohler Stroller, hey! There's also a little matter of adjusting my solenoid-controlled-brake-device to be solved before our little fortune wagon is ready to roll us to wealth." I gleamed the choppers at her. "Wouldn't want to start something I couldn't—haw, haw,—stop! Get it?"

"Oy," she moaned and took off.

FOUR DAYS LATER we were ready for the test-run.

"I *still* don't see why Junior should be cheated of the honor of being the very first passenger to enjoy a ride in the stroller that's going to make him a rich man's son," I complained as the Nervous Mother shoved Digger, our terrier-dachshund-collie-what-have-you into the seat of the stroller, fastening him there with the leash.

"Geeples," agreed Junior, enthusiastically.

"OOOOOOOOOWWWWWWOOOOO-OOOO!" commented Digger.

"No dice. Our agreement was to let Digger risk his life and if he survives—then, perhaps, Junior can have a ride. It's that or find some other sucker, genius." She took a firmer hold on the heir and

(Continued on page 123)

DISC and TAPE



By BERT WHYTE

REVIEW

AS REGULAR READERS of this column know, for the past two years we have been delving into the musical treasures of the LP catalog, with a view towards building a sound basic library. For the most part, we have reviewed recordings that fall into the category of "standard repertoire," with an occasional foray into some "off-beat," more "esoteric" type of material to lend a little spice.

From your kind letters, it would appear that this program has met with your approval. However, I have received a number of letters recently in which the writers expressed a desire for something a little different.

In essence, what these readers would like is a review of the works which would constitute a basic record library of a given composer. I have done something similar to this from time to time, as witness my surveys of the recorded works of Mendelssohn, Paganini and others. It really boils down to the question: what degree of selectivity does one apply to these surveys? From what I can gather, the readers would have me review only those works which are the most important and the most basic in the repertoire of a particular composer. I think this is a good idea, and we will give it a whirl.

Works of Debussy. This month we'll cover works which might constitute a "basic library" of Claude Debussy. Music of this great French composer has enjoyed increasing popularity with the pass-

age of years . . . and deservedly so, for his is among the most beautifully melodic music ever written, with a quasi-mystical quality which gives much of his music a soft, dream-like, almost "other-worldly" sound. There are several of his works which could be considered his most famous. In order of their popularity, these are:

Clair de Lune, The Afternoon of a Faun, and La Mer. Needless to say, there are many recordings of each work in the LP catalog.

Clair de Lune.

This is actually but one fragment from the piano work, *Suite Bergamasque*. It is a hauntingly lovely little work, which I think sounds best in its original piano scoring. Its popularity has given birth to countless transcriptions for many instruments and for orchestra. The orchestra is by far the least objectionable, some of the instrumental transcriptions going far beyond the bounds of good taste.

We will review the piano recordings of the work before the orchestral recordings in order to avoid confusion. Actually if one wants *Clair de Lune* as a distinct musical entity, it is necessary to accept

it as part of some piano collection-type record, which means that you will have to take whatever other music is on the disc . . . like it or not. There are numerous examples of this type, some of which are absolute pianistic abortions. Fortunately, among the nine versions, there are four recordings which are reasonably good in

Tape Review

Richard Strauss—*Don Juan*
Till Eulenspiegel

Artur Rodzinski, conducting the
Philharmonic Symphony Orchestra
of London

Sonotape SW1017, 7" reel
7 1/2-ips double-track, NARTB, \$7.95

Here is another sensationally good-quality tape put out by Sonotape, Westminster's pre-recorded tape subsidiary. Rodzinski's *Don Juan* is a powerful, vigorous reading, with rather rough-hewn lines. His tempi are about right, his phrasing rather deliberate, and his dynamic shading very wide in compass. Till Eulenspiegel is well performed, although a little ponderous at times—a faster pace would have helped quite a bit. Soundwise, you have the typical fine string tone of the London Symphony, heard here in edgeless splendor, woodwinds that are breathily alive with presence, brass which is richly sonorous and crackling bright on demand, and altogether awesome percussion—especially the snares and bass drum in Till Eulenspiegel. The beautiful passages for French horns, a recurrent motif in *Don Juan*, are superbly reproduced. Everything is ultra-wide range in frequency and the dynamic range is tremendous. No distortion was discernible. Acoustics were very spacious and the recording detailed, resulting in "big hall" liveness with completely articulate orchestration. This is one of the best tapes yet produced and is highly recommended to you as a worthwhile investment.

—B. W.

both performance and quality of sound.

Best of the lot from the sound standpoint is the reading by young Leonard Pennario on Capitol P8312. This is a good, clean piano sound, recorded fairly close-to, but with enough reverb to sustain liveness. Transient response is excellent and "ringing," and hammer-action noise is at a minimum. It is modern, wide-range piano with excellent dynamics. The Pennario performance is fluent and graceful but lacks the warmth and suave polish noted with other mature artists.

Next in line is the reading by George Copeland on MGM 3024. This, too, is what must be described as modern sound, but it is also subject to a few of the ills that can crop up in the difficult task of recording the piano. The tone is rather thin and "wiry" . . . sounds like far too much emphasis on the high end, and there is some noticeable flutter here and there. However, the piano is very articulate and the acoustic perspective is the saving grace. Copeland is almost a carbon copy of Pennario . . . good technical command, an easy smooth manner of playing, but here again, a paucity of any real feeling.

Orazio Frugoni holds forth on Vox PL7700 in our third recording. Vox has done some good work recording piano, and while this is not one of the very top efforts, it has much to recommend it. This is an intimate close-focused recording, almost dry-sounding with the limited reverb. Sound is wide range in frequency and dynamics, subject to some transient distortion. However, the piano tone is very rich-sounding . . . and if you can ignore some of the more obvious faults in the recording, you will find this disc quite pleasing. Frugoni is somewhat fussy in his playing, but none can deny his technical facility, nor his grasp of the score. He manages to imbue his reading with considerable warmth, although falling short of some big-time virtuosos in this respect.

And—last but not least—we have the effort by the great Iturbi on Victor LM1167. This is a rather old recording, with many limitations but—oddly—with few defects that are downright pervasive and annoying. Cramped acoustics and frequency response result in a thin-toned sound which serves as a barely acceptable medium for the talents of Iturbi. As far as Iturbi's performance is concerned, it is by far the best. This is obviously a master playing, as one can perceive from the firm "big" tone, the delicacy of phrasing, the expressive dynamics. There is depth in his playing, and the score is projected with feeling . . . yet it avoids the saccharine statements that are the wont of many other artists. In spite of the limited sound, this is the

best of the "*Clair de Lune*-for-itself" recordings.


As to the very best of *all* recordings of *Clair de Lune*, this will be found in the *Suite Bergamasque* on Angel 35067, as played by the incomparable Gieseking—Debussy specialist ne plus ultra. The sound of the recording is fairly good but is by no means outstanding. What it lacks soundwise is more than made up for by the incredible artistry of Gieseking. This is a passionately lovely utterance, a thing of unearthly beauty, with every facet of the score meticulously polished by Gieseking into a resplendent jewel of pianistic perfection.

And if sound quality is the paramount thing with you, here too you must get your *Clair de Lune* as part of the *Suite Bergamasque*, this time played by young Friedrich Gulda on London LL754. It is top piano sound . . . wide in frequency and dynamics, no transient distortion, no wow or flutter or "hammer-action noise," and with appropriate acoustic perspective. Gulda's playing is quite acceptable, but like the other young men who have tackled this work, he is long on technical fluency and short on expressiveness, although not quite to the extent of the others previously mentioned.

For *Clair de Lune* transcribed for orchestra, you can have your choice of several recordings. If you like overdone sentimentality, Andre Kostelanetz is the past master of this school on Columbia CL798, with sound that is not particularly distinguished. Or if you want a fairly straightforward reading of the work, but with the absolutely gorgeous string tone of the Philadelphia Orchestra in a fine modern recording, then get Ormandy's version on Columbia ML4983. If you want reasonably good sound with the best performance, Stokowski is the man for you on Victor LM1154. No one can get more out of a romantic score than Stokowski. While he has often been criticized for taking certain liberties with the score in matters of tempo and dynamics, his readings always have a magic excitement of their own that justifies his alleged tampering. Well, I hope that settles the matter of *Clair de Lune!*

Afternoon of a Faun. Debussy's famous *Prelude to the Afternoon of a Faun* is taken from his ballet of the same name, which was commissioned by impresario Diaghalev as a vehicle for the great dancer, Nijinsky. This piece best characterizes Debussy's talent as an orchestral colorist, and is also most representative of the "mystic" element of his music. It is a supremely beautiful work, a lyrical rhapsodic piece with softly flowing line. The scoring

(Continued on page 108)



Fuses and TV Sets

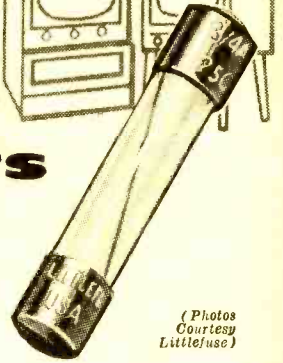
THE cheapest protection any electronic device can have is a fuse. As long as the correct fuse is used, you can rest assured that the equipment will be protected against any sudden surge of current which, in the absence of this simple safeguard, could easily destroy the equipment.

In television receivers, fuses, when used, are found in two locations. One position is in the power line which leads directly to the wall outlet. The fuse here has a rating of between 3 and 5 amperes and it is generally mounted in a fuse holder.

The second place in television sets where fuses are found is near the high-voltage section. This section can be identified by the perforated metal cage which is placed around it. In the few instances where the cage is not used, the high-voltage section can be located by tracing back along the high-voltage lead which brings the high voltage to the bulb of the picture tube. This lead connects either to the center of the bell-shaped section of the picture tube or, in the case of metal tubes, to the front rim of the tube.

Fuses which are used in this section of the receiver are either held in open clip-type holders or else possess pigtailed which are soldered into the circuit. The clip-held fuses are readily changed; replacing the others is more troublesome. A pigtail fuse can be unsoldered and another soldered in its place. This takes time, however, and means that you must have a soldering

Typical fuse used in the a. c. line of a television set.



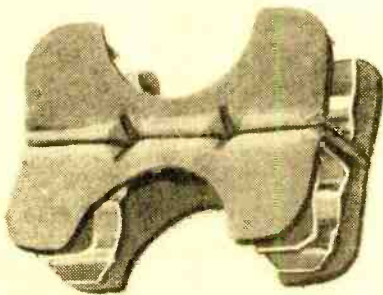
(Photos Courtesy Littlefuse)

gun or iron and some solder. A simpler solution is to let the defective pigtail fuse remain in the circuit. Then a special snap-on fuse holder can be placed over the defective fuse and another, good fuse inserted in the other side of the holder. In effect, this shunts the second fuse across the first and re-establishes the current path. Any radio parts jobber can supply the snap-on fuse holder.


When a television receiver becomes inoperative and it has been determined that power is being supplied to the set, the fuse is the first likely suspect. Most fuses can usually be checked visually by taking them out of the set and holding them up to the light. In a good fuse, the thin ribbon of wire running through the center of the unit will be visible and intact. There will be no breaks anywhere along the line and the glass container of the fuse will not be discolored. If there is any doubt, simply substitute another one.

There are two precautions to observe when changing fuses. First, and foremost, is the current rating of the fuse. This should never be exceeded. If the fuse is a 3-amp. fuse, as indicated by the inscription on the metal portion of its case, replace it with another 3-amp. fuse. Do not use a 4-, 5-, or 6-amp. fuse because each successively higher rated fuse affords less protection.

Second, never use a fuse with a voltage rating which is too low. Use one having the same rating as the one replaced. Fuse voltage ratings represent the upper limit of usefulness for a fuse at a particular voltage. For the normal 117-volt power line, a 3-amp. fuse should be used when the power required by the device falls between 150 and 250 watts. For a requirement of 250 to 350 watts, a 5-amp. fuse should be used; finally, for wattages between 350 and 450, the fuse rating should be 6 amps.—Milton S. Ktver.




A "snap-on" double-ended fuse clip which requires no special tools for installation.




Aboard a RADAR Picket Plane

New and powerful, the airborne radar built by General Electric is carried by this Lockheed long-range high-altitude reconnaissance scout, patterned after the Super-Constellation transport (Navy designation, WY-2; Air Force designation, RC-121). Radar antennas are mounted inside bubble-like structures ("radomes") atop and below aircraft's fuselage. Both Navy and Air Force use giant planes as flying radar stations off East and West coasts where they supplement the "radar fences" that guard against sneak air attack.




Phantom view of radar plane (above) shows main cabin where radar operators monitor displays on screens. Rotating "dish" antennas are housed in both upper and lower turrets. Information received is coordinated in Combat Information Center aboard aircraft. This flying CIC can plot course of enemy invaders and then direct our own fighter planes to repel any attack. According to G.E., the radar is twice as powerful as any previous airborne search unit.




High-flying radar stations will extend the detection range of existing land-based units whose beams do not bend over the horizon. Provisions built into the equipment permit its use in anti-submarine action, aeronautical weather reconnaissance, and navigational aid, in addition to its chief function of aircraft detection. About six tons of electronic equipment are carried on one plane, in addition to a crew of thirty men. At left is a special test rig built by G.E. at Utica, N. Y.; this mock installation simulates setup on plane, removes system's "bugs" before use in real situation is permitted.

**Two dozen men live and work together in giant aircraft
whose super radar system guards against sneak air attack**



Radar operator, one of a large team of observers, studies screen of indicator "scope." Displays on screen show "pictures" of distant planes, giving range and bearing. In recent maneuvers, carrier-based fighter planes played role of "enemy attackers" and were repelled by land-based fighters. "Enemy" carrier was "sunk" by defenders using data supplied by radar plane, whose crew never even saw the "attacking" carrier or its aircraft.



Inside the main cabin, looking aft. Each operator is responsible for observing a particular segment of the total area being scanned by the rotating antennas. Weight and size of the equipment has been kept down, despite increased power. Chassis are readily removed for easy inspection and quick maintenance.



Information received on radar screens is coordinated and verified in another part of the cabin. These men maintain radio contact with other aircraft and with surface stations. Special apparatus automatically distinguishes between friendly and enemy aircraft, is virtually foolproof. Often these planes are used as part of a large force which includes blimps and ships.

June, 1956



Time out for coffee and . . . A complete galley, as well as bunks, helps keep the crew well-fed and refreshed. Staying high in the air for 24 hours or longer, each aircraft carries two crews for all stations. The double staff assures that rested men are available at all times for any emergency. Planes work with each other and with ground forces.

75

Transistor Topics

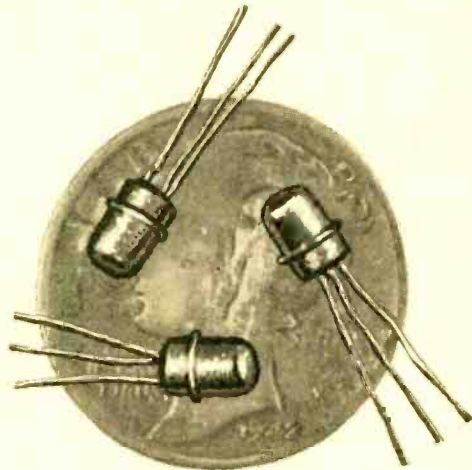
By LOU GARNER

FOR THE PAST few weeks, I've been reviewing the many letters and cards you fellows have addressed to this column. Your ingenuity is amazing, and your interest in experimenting is most gratifying. To all who have written . . . congratulations . . . and keep up the good work! And keep sending those letters and cards! After all, this is really *your* column and will be run just the way you want.

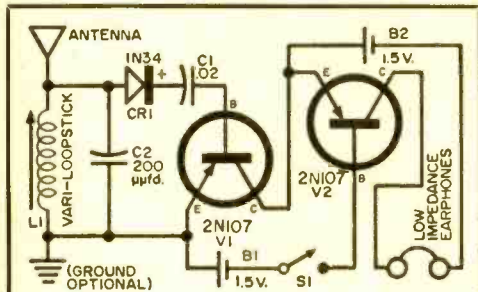
Today, the "transistor tinkerer" occupies a unique pioneering position, roughly analogous to those experimenters in the early days of radio who built their own receivers . . . or did without! Back in those days, a "cheap" vacuum tube cost more, in *actual dollars*, than even an expensive transistor does today . . . and each tube was handled with great care, as if it were a valuable jewel.

Yet regardless of cost, these early experimenters persevered in their hobby, and from their ranks came many of the engineers and technicians of today. In the same manner, from the ranks of the present-day

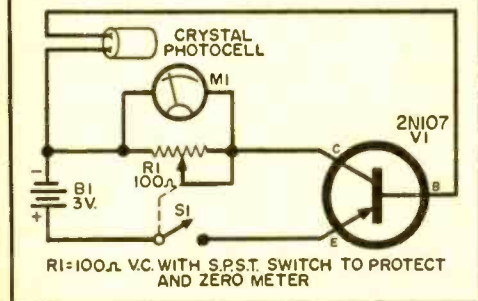
experimenters will come many of the engineers, scientists and technicians of tomorrow. It may be that the *Chief Elec-*



Philco's subminiature M-1 transistor, believed to be the smallest transistor yet developed.



Above, Frank Seidita's two-stage receiver. Below, light meter circuit worked up by Joe Gabus.



tronics Engineer on the first Space Ship to land on the Moon . . . or on Mars . . . is reading this column today!!

Readers' Circuits. From your letters and post cards, it is apparent that most of you are interested in receiver circuits. But there is a growing interest in instruments and gadgets.

We have two interesting circuits this month . . . both of which are relatively simple and inexpensive to duplicate. One is a two-stage receiver, suggested by Frank Seidita of 268 Deysaw St., Brooklyn, N. Y. The other is a simple light meter, suggested by Joe Gabus of 51 Wawayanda Ave., Middletown, N. Y.

Two-Stage Receiver. Frank's receiver circuit uses one diode and two *p-n-p* junction transistors. Basically, it is a diode detector followed by a common-emitter amplifier *direct-coupled* to a modified common-base amplifier which, in turn, drives a pair of headphones. The direct-coupled feature is particularly interesting, for many development engineers are working with this type of circuit. Such an arrangement provides a simple, reliable circuit which requires


relatively few components and, therefore, is less costly to build.

According to Frank, good results are obtained without a ground and with a relatively short antenna. He uses penlite cells for *B1* and *B2* and reports that battery life is quite long.

Light Meter. Joe Gabus has been experimenting with cadmium sulphide photocells and transistor amplifiers. His circuit uses a Clairex type CL-1 photocell direct-coupled to a G.E. 2N107 *p-n-p* transistor which serves as a common-emitter d.c. amplifier. A 500-microampere meter (*M1*) is used as an indicating device and Joe reports that an "off scale" reading is obtained in bright sunlight. The meter is shunted by a 100-ohm rheostat (*R1*), both for protection and to provide a *zero adjustment*.

In operation, light falling on the photocell causes a drop in its d.c. resistance. This, in turn, allows the transistor's base current to increase. As the base current increases, a much greater collector current flows—due to the gain of the transistor.

A few tips, Joe. Most cadmium sulphide photocells give much better results as higher voltages are used. It even may be practical to use a small hearing-aid battery



UTC "DOT" is not much bigger than pencil's eraser.

for the photocell while retaining the 3-volt battery in the transistor circuit. I would suggest trying a *Burgess Y10* or *U10* 15-volt battery, connecting the *positive* side of the battery to the positive terminal of *B1* and removing the photocell connection to this battery. The "free" lead of the photocell may be connected to the *negative* terminal of the 15-volt battery.

For a similar circuit, you might refer to Harvey Pollack's article on the "Transistorized Light Meter," appearing on page 43 of the January, 1956, issue of *POP'tronics*.

Experimenter's Contest. Here's good news for you fellows who like to work up new circuits . . . now you can turn your ingenuity to profit. Lafayette Radio, of 100 Sixth Ave., New York 13, N. Y., is conducting a contest with a first prize of *fifty dollars* (that's right—50 bucks) worth of merchandise, with five additional merchandise prizes worth *ten dollars* each. These prizes go to experimenters who submit the best new circuits to Lafayette based on the use of their Transistor Lab Kit plus a minimum of additional parts.

Incidentally, Lafayette's Lab Kits are based on a series of articles which appeared in past issues of *POP'tronics*.

The Experimenter's Contest was originally scheduled to end April 30, 1956, but has been extended to give everyone a chance. Good luck!!!

Getting Smaller!! Even the first transistors were very small compared, say, to vacuum tubes and other electronic components. But manufacturers have continued in their efforts to reduce the size of these "mighty midgets" . . . and they have been mighty successful!

Newest entry in the battle for smallness is Philco's subminiature M-1 transistor. Designed for audio applications, this transistor is so small *that more than 20 can be placed*

(Continued on page 108)

Hi, fellows! If you've missed *Trans' Topics* recently, there's a good reason. The editing of this department has been shifted to a Contributing Editor of *POP'tronics*, Louis E. Garner, Jr. During the transfer, it was necessary to suspend the department temporarily.

"Lou," as his friends call him, has been one of *POP'tronics'* Contributing Editors since the first issue, so you've probably seen many of his articles. He has published in many other semi-technical and technical magazines also, including our sister publication *RADIO & TELEVISION NEWS*. To date, between 150 and 200 of his articles have seen print, including more transistor application articles than any other technical writer in the nation has published. He authored the *first* elementary book on transistors, *Transistors and Their Applications*, and is currently working on another volume . . . *The Transistor Circuit Handbook*.

An avid experimenter and gadgeteer, Lou has his own laboratory facilities and has been working with transistors since the first units became available commercially. A private technical consultant as well as a writer, Lou has designed circuits, prepared manuals, developed new products, and given technical advice to a number of well-known firms, including one of the largest test equipment manufacturers in the world.

So, don't worry about *Trans' Topics* in the future. With Lou at the helm, you can expect this department to grow . . . and grow . . . and grow!!!

The Editors

Underwater TV System

PERFORMANCE of the swimming team at M.I.T. is judged by means of an underwater electronic camera. Developed from original designs by Professor Harold E. Edgerton of the Electrical Engineering Department at M.I.T., where a series of underwater cameras has been built during the past several years, this camera enables the swimming coach to study the actions of members of the team from all angles. Of special interest is the turn, when the swimmer reaches the end of the pool and reverses his direction. Faulty swimming



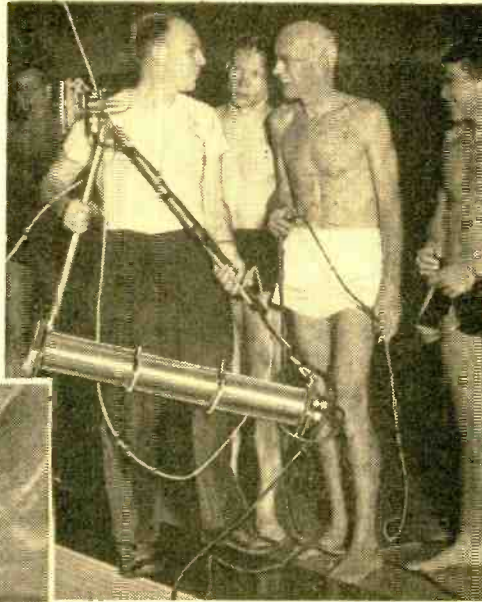
strokes are easily spotted by the camera.

The actual camera was made to accompany an underwater television system. The flash camera is located so that it will view the same scene as the TV camera. When the observer sees the desired photo in the screen, he pushes a button to make the exposure on the underwater camera. Thus, he uses the TV system as a remote view finder.

The camera chassis slips out of the pressure tube for loading. A standard 100-foot roll of 35-mm. film is used, giving 800 35-mm. Leica size negatives. Two wires supply 115-volt, 60-cycle power to the camera and flash lamp. The exposure is made when the power circuit is broken. Then, when the circuit is re-established, the motor rewinds and the strobe recharges for the next flash. The shutter is electrically operated by means of a capacitor discharge into a magnet which drives the shutter blades.

Who's an IDIOT?

DON'T USE the word "IDIOT" loosely. It might—and does—stand for Instrument Lab Digital On-line Transcriber. This IDIOT can electronically transcribe more than three million items of information during an eight-minute test run. It's a special-purpose computer which is installed ahead of a general-purpose computer to convert jet flight test data from radio telemetering language to computer language.



Vacuum Tube Lamp

AN UNUSUAL table lamp has been made from an obsolete radio transmitting vacuum tube by James F. Sutherland, of State College, Pa. The tube used as the lamp support in the photo below is a type 849. It was mounted upside down so that the brass base of the lamp socket shell could be soldered to the brass cap of the tube. Two brass bolts were soldered to the two filament pins, and the tube is held to the lathe-turned walnut base by two recessed nuts with washers. A push switch was installed in the walnut base, and the pull chain removed from the lamp socket.



The SWL's Friend— An Antenna "Peaker"

By FRANK H. TOOKER

ARE YOU LISTENING to the short-wave bands and wondering if that hunk of wire out back is doing a good job? Is your receiver losing some of its old pep? Well, take heart, because this little device may be the answer to your problems.

The majority of radio amateurs wouldn't think of putting a transmitter into operation without first tuning the antenna and "matching" it to the power amplifier. Yet few amateurs and even fewer SWL's ever think of taking similar care with their receivers.

Now, the author has no particular quarrel with a random length of receiving antenna. Properly installed and properly used, it works surprisingly well. First of all, though, we must realize that such an antenna nearly always presents a poor match to the receiver. The result is a loss in signal at the very spot in the receiving setup where it hurts the most.

You can prevent this loss by tuning your receiving antenna just as they do in the biggest transmitting stations—in a much smaller fashion, of course. Using the "Peaker," you can probably produce a free signal gain of one to three S-units—which is equal to the transmitting station increasing its power 15 to 20 times!

The sketches shown in Fig. 1 are the two antenna terminations possible with the "Peaker." Figure 1(A) shows the antenna connected to terminal 1, and terminal 2, no connection to terminal 3.

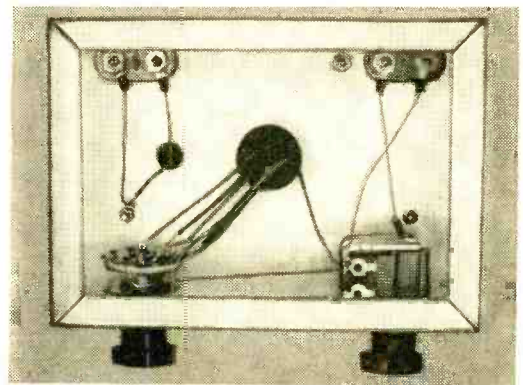
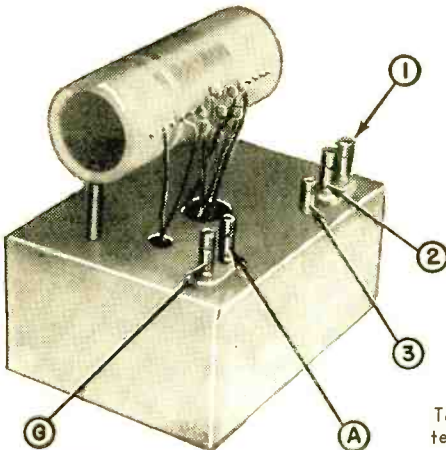


HOW IT WORKS

Under average conditions, the impedance of a random length antenna is either too low or too high to match the receiver input. The extent of the mismatch depends on the length of the antenna and lead-in, the frequency to which the receiver is being tuned, and the actual input impedance of the receiver at that frequency. For instance, if the length of the antenna plus its lead-in is equal to or near a quarter-wavelength or any odd multiple of a quarter-wavelength at the frequency being received, its impedance will be quite low.

The average commercially made receiver has a nominal input impedance of about 400 ohms. In practice, and with different makes of receivers, actual impedance will vary widely from this nominal value. The input impedance of home-built receivers is nearly always unknown. It can vary from a few hundred ohms for receivers using an antenna coupling coil to many thousands of ohms for receivers using a small capacitor from antenna terminal to the grid circuit of the first tube in the receiver. The latter type of input circuit cannot be used with this particular antenna tuner.

This simple device is a resonant circuit with switching facilities to permit its use in a series or in a parallel arrangement. By adjusting the coil tap and varying the capacitor, it can be made to cancel the reactance presented to it by a random length of antenna.



Top and bottom views of the "Peaker" show locations of antenna terminals. See wiring diagram on page 80 for details.

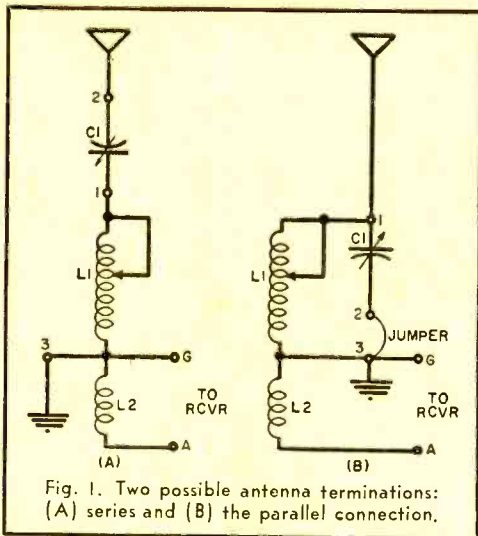


Fig. 1. Two possible antenna terminations: (A) series and (B) the parallel connection.

This is termed a series connection, because the coil, the variable capacitor, and the antenna-to-ground capacity are in series in the circuit. A series circuit is most useful when the antenna impedance is low.

Figure 1(B) shows the parallel connection. The antenna is connected to terminal 1, and a jumper wire is connected from terminal 2 to terminal 3. The coil, variable capacitor, and antenna-to-ground capacity are now in parallel. This connection is most frequently used when antenna impedance is high. Antennas that are very short will probably require such a parallel connection.

Try both the series and the parallel connection, and choose the one which performs best. It is reasonable to expect that a series connection will give the best performance at some frequencies and a parallel connection at others, even when the same antenna and receiver are used. In fact, the series connection and the parallel connection nor-

mally tend to follow each other alternately as one tunes continuously from one end of the short-wave spectrum to the other.

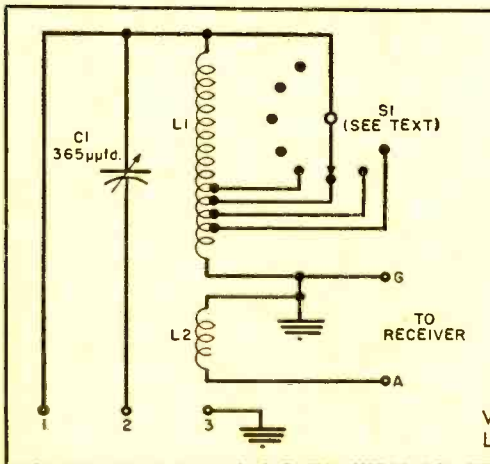
The antenna tuner and matcher has been designed for use with an average length antenna and an average receiver. It covers a frequency range of approximately 1.5 to 20 mc. Construction is simple, and the layout of parts and length of the leads are not especially critical.

The coil is 2" in diameter and consists of 32 turns of No. 20 solid tinned copper wire spaced to occupy two inches, i.e., 16 turns per inch. Spacing need not be exact. The link coil, L_2 , has 4 turns similarly spaced. It is located about $\frac{1}{4}$ " away from the grounded end of the tapped coil. Any coil form of similar dimensions may be used instead of the one pictured. The tap switch should have ceramic insulation. The coil is tapped at 4, 8, 12, 16, 20, 24, 28 and 32 turns from the grounded end. To make the diagram easier to read, only a few of the taps are shown in the wiring schematic.

If your receiver has an r.f. amplifier stage preceding the mixer, connect the "Peaker" output terminals to the antenna and ground terminals of the receiver. Connect your antenna to the "Peaker" in either the series or parallel connection as shown in Figs. 1(A) and 1(B). Vary the tap switch, S_1 , and the variable capacitor, C_1 , until maximum output is obtained from the receiver. The "Peaker" will work best around the 20-mc. end of its range with all but four turns shorted out, and C_1 set with its plates almost full out. At the lower frequencies, say, around 1.5 to 3.0 mc., none or few of the turns will be shorted out.

If your receiver doesn't have an r.f. stage, the "Peaker" should be connected and used as described in the preceding paragraph—with one exception. Coupling is more critical in a receiver having no r.f. stage. When

(Continued on page 108)



C_1 —365- μ fd. broadcast-type variable capacitor

L_1 —32 turns No. 20 solid tinned copper wire spaced to occupy 2" on 2"-diameter form, tapped at 4, 8, 12, 16, 20, 24, 28 and 32 turns from ground end.

L_2 —4 turns, average, No. 20 solid tinned copper wire spaced to occupy $\frac{1}{4}$ " and separated $\frac{1}{4}$ " from L_1 (see text)

S_1 —1-pole, 8-pos. rotary switch with ceramic insulation (Centralab Type PA-2001 or equal)

1—Chassis, 5" x 7" x 3"

2—2-terminal binding post terminal strips


1—Ground binding post

1—Coil form

2—Knobs

Misc. hardware, wire, solder, terminal lugs, etc.

Wiring diagram and the parts list for the "Peaker." Layout of parts and length of leads are not critical.



Build Your Own


LINE VOLTAGE BOOSTER

DOES YOUR TV SET suffer from slipping sync? Is your soldering iron luke-warm when you want it red-hot? If so, you may be located in an area where the line voltage drops slightly during early evening hours. Cure these effects with a line voltage booster!


Boosters are available commercially, of course, but an ordinary filament transformer properly connected will do the job equally well. All you need do is hook up the transformer so that its secondary voltage will be added to the line voltage. The "economy" booster consists of little more than a 6.3-volt filament transformer and a switch to cut the booster in or out. The "de luxe" booster features a meter and two different boost voltages.

The "de luxe" booster is shown in wiring diagram (A) and the pictorial diagram on page 82. The meter, *M1*, is connected across the receptacle, *SO1*, to measure the voltage at the output of the booster. Switch *S1*, the *line* or *boost* switch, cuts the transformer secondary in or out


The "de luxe" booster has a clothesline cleat on the back panel to store line cord.

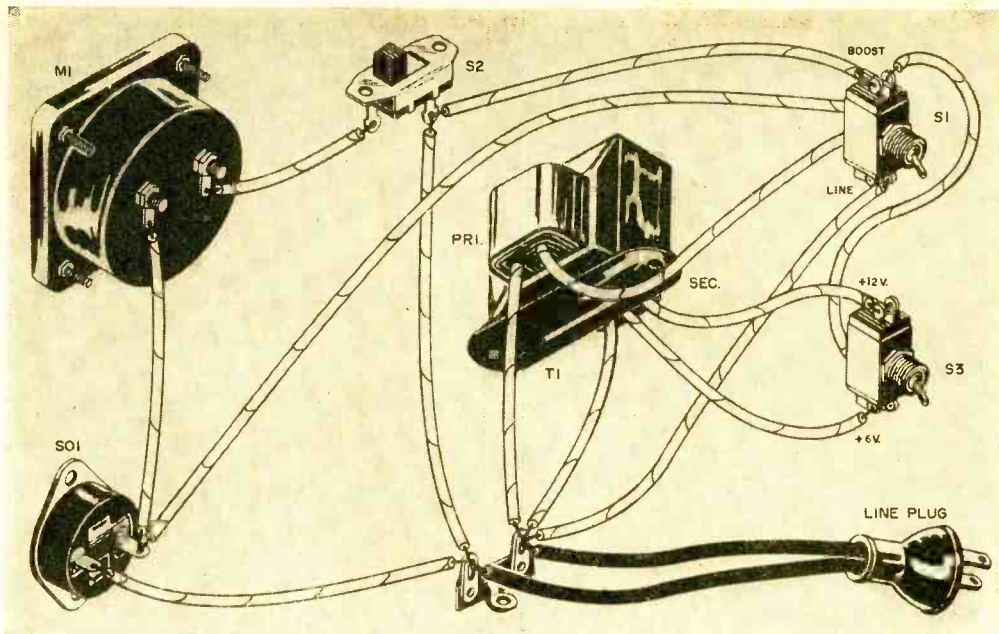


The "economy" booster, assembled on a small aluminum box, can be built for under \$5.



Under-chassis view of "economy" booster.





Pictorial diagram of the "de luxe" voltage booster shows how components are interconnected.

of the circuit and simultaneously connects or disconnects the line voltage from the primary. The transformer operates only when *S1* is in the *boost* position.

Switch *S3* selects the amount of the boost. Either 6.3 volts (at the secondary center tap) or 12.6 volts may be added to the line voltage, depending on its setting. A transformer with a 2-amp. secondary will handle any device drawing up to about 200 watts of power. It is a good plan to allow 1 ampere in the transformer secondary for each 100 watts to be drawn from the output of the booster. For example, a 10-ampere secondary will handle

a kilowatt (1000 watts) of power. A slide switch, *S2*, mounted on the top of the cabinet, is used to disconnect the meter.

Phasing the transformer in a circuit of this type will either add voltage or subtract voltage—depending on how the transformer's primary connections are made. When the transformer is adding voltage to the line, its secondary is said to be "in phase" with the line; when it is subtracting from the line, its secondary is said to be "in reverse phase" with the line.

What we want in a line voltage booster is the adding or in-phase connection. This
(Continued on page 127)

PARTS LIST

"De Luxe" Booster

- M1—0-150 volt a.c. voltmeter
- S1—D.p.d.t. toggle switch
- S2—S.p.s.t. slide switch
- S3—S.p.d.t. toggle switch
- S01—Chassis-type outlet receptacle
- T1—12.6-volt, c.t., 2-amp. filament transformer (Stancor P-8130, or equal)
- 1—Aluminum box, 4" x 5" x 6"
- 1—Power cord
- 1—4½" rope cleat

"Economy" Booster

- S1—D.p.d.t. toggle switch
- S01—Chassis-type outlet receptacle
- T1—6.3-volt filament transformer, 2 or more amp. secondary rating.
- 1—2-piece aluminum box, 1½" x 2½" x 4"
- 1—Power cord

HOW IT WORKS

The voltage booster is a demonstration of transformer action based on turns-ratio. In each of the cases illustrated—see simplified diagram (C) on page 81—the voltage induced in the secondary is added to the voltage applied to the primary. This is an autotransformer action. The phase of the voltage generated in secondary is quite important. If the phase is not correct, the autotransformer effect will be to subtract the secondary voltage from the primary. This is sometimes referred to as "bucking" the primary voltage. In some locations where the line voltage is too high, "bucking" may prove of value to the constructor in keeping the line voltage under control.

CAUTION: Do not use the booster if the line voltage is actually 117 volts. The additional voltage may harm the equipment to which it is applied. Check the name plate of the device before using the booster. Allow one ampere in the secondary winding rating for each 100 watts of power to be drawn.

Famed Enclosure Now Comes As Kit


MANY top-notch components formerly sold only ready-made at stiff prices are now obtainable in kit form for home construction. Latest item in this trend toward putting high-class equipment within reach of low-budget builders is the famous Electro-Voice "Aristocrat" corner loudspeaker enclosure.

The kit retains all the features that made the factory-finished "Aristocrat" a hi-fi favorite, yet the job of assembly has been remarkably simplified. As carpentry is a far cry from electronics, everything has been done to foolproof the job for the audio fan when he takes up the unaccustomed glue pot. All holes are drilled, the pieces marked, and hardware is supplied. The whole assembly job is broken down into twelve steps just complicated enough to hurl a challenge at your screw-driving talents. Stick to the instructions, and nothing really can go wrong. With two left hands, you'll still be all right.


Superior Sound. Performance-wise, this enclosure is a true "aristocrat" of its breed. Fortified by all the traditional virtues of the horn family, the Aristocrat ranks near the top in efficiency, good damping, and absence of resonance boom. With a bit of cooperation from an able speaker, the bass really hits bottom. Corner placement, obligatory for this enclosure, helps push out more bass. The walls, converging in the corner, act as horn extensions. Hence, the size of the enclosure could be kept down to about 19" x 16" x 29" without skimping on low-frequency response. Moreover, corner placement assures uniform treble spread throughout the room and keeps reflected sound from bouncing directly back at the speaker. The net result is vibrant, full-throated

Electro-Voice "Aristocrat,"
now priced for low budget,
is quickly put together
in only twelve easy steps





Screw fastening (top left) only serves auxiliary function. Glued joints provide the strongest possible bond, assure airtight seals and even stress distribution. The screws merely clamp the pieces together while the glue sets.



Odd-angled panel (above) is accurately pre-cut to slip easily into place. Slant position presents no problem since cleats provide support. Taper provides exponential flare for optimum air-coupling and for keeping horn anti-resonant.

Certain plywood pieces, like the one at left, cannot be screwed in place. They are lowered into a thick mortar of glue and then left to set. The resulting bond is so strong that the wood rather than the joint would give in a tensile test.

sonority in nearly any acoustic setting.

Bottom Price. Like the Shorthorn Kit described in our March, 1956 issue, the Aristocrat design is based on Klipsch corner horn patents. Yet unlike the Shorthorn, the Aristocrat's interior panels are angled to approximate an exponential horn flare. This pays off in uniform air loading of the speaker cone over a wider frequency range. Despite the more elaborate inner structure, the price is held down to about \$36. With nothing cheap about the materials or workmanship, this clearly marks the kit as a bargain.

Good Looks. Unlike some other home construction kits, the Aristocrat comes out as a neat piece of furniture. With simple

outlines and picture-frame molding around the attractive, wrinkle-free grille cloth, not even the fussiest hi-fi wife would evict the Aristocrat from her living room. The smooth plywood panels take any kind of furniture finish so you can be sure of harmony for the eye as well as for the ear.

Speaker Choice. The Aristocrat takes any 12" speaker, including coaxials. If you prefer, you can mount the separate components of a two-way system right on the speaker panel. All you have to do in that case is to saw an additional cutout for the tweeter. The hole for the 12" woofer is already pre-cut. This makes the Aristocrat adaptable to plans for gradual expansion of your speaker system.

-30-


USE of the telephone as an antenna is not a new idea. Back in the 1920's, some old-timers set a phone on a pie pan, then connected the pan to the antenna post of the radio and used capacity coupling to telephone lines as an antenna.

This novel crystal radio makes use of the same trick. It is built into a wooden box slightly larger than the base of the telephone. A thin metal plate is mounted on top of the box and connected to the input of the crystal circuit. When the phone is placed over the metal plate, it is capacitively coupled to the plate, and the telephone circuit is used as an antenna without any direct connections to the phone lines. Where increased sensitivity is required, an antenna jack can be used, allowing a wire jumper to be plugged in and clipped to the finger-stop beside the dial of the phone.

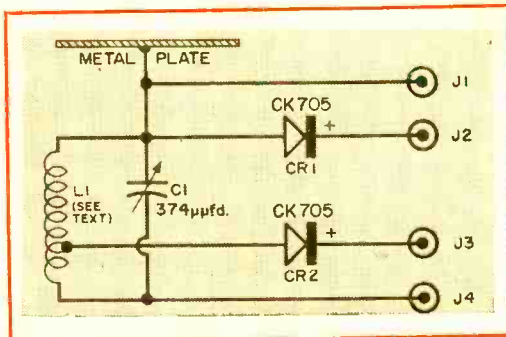
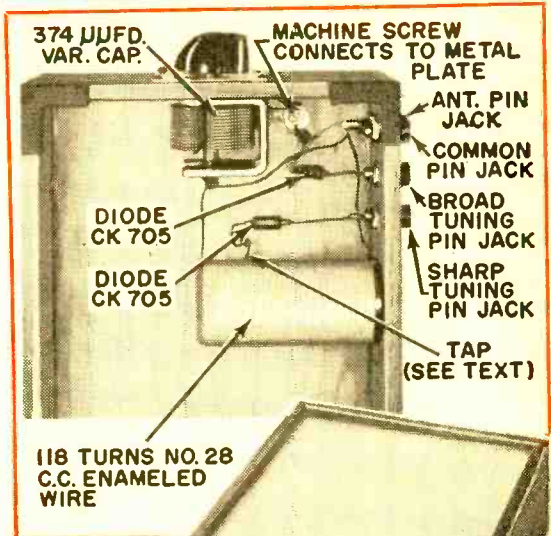
Two germanium diodes are employed, and there are three tip jacks for the earphones. One diode is connected in the conventional manner, and the other is connected to a tap on the coil. You can change from "broad tuning" by simply moving one phone tip from one jack to another.

The four sides of the wooden box shown in the photos are made from $2\frac{1}{4}$ " x $\frac{1}{4}$ " walnut, and the top is $\frac{1}{4}$ " plywood. The plywood platform should be $\frac{1}{8}$ " or $\frac{3}{16}$ " below the top edge of the box, to keep the phone from sliding off. Size of the platform depends on the phone model; the platform shown measures $7\frac{5}{8}$ " x $5\frac{3}{16}$ ".

Cut a piece of thin sheet metal, just the right size to fit on the
(Continued on page 111)



Under-the-Phone Crystal Set



Note simple construction of wooden box and layout of parts. The metal plate (above), which fits snugly into the top of the box, is capacitively coupled to the telephone.

AFTER

CLASS



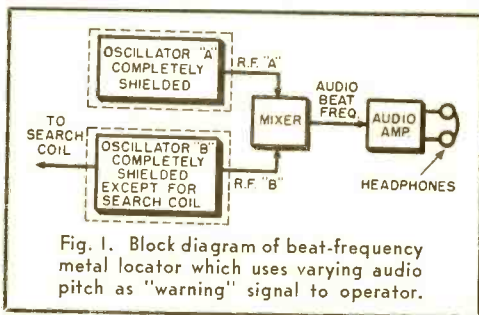
SOME FACTS ABOUT METAL LOCATORS

IF YOU'RE looking for a metal locator that will detect a U. S. dime under thirty feet of wet sand or a lost gold ring at the bottom of a salt-water bay—you're chasing a wild and elusive dream! The gadget that will do a job like this just hasn't been invented yet. All of which, naturally, brings up such pertinent questions as: Just how well do prospecting metal locators perform? What types are there? How do they compare? How much do they cost to build or buy? Let's take these questions one at a time.

Types of Locators. As a start, we should recognize the fact that metal detectors which are built to spot metal scraps in baked bread, nails and bolts in the

stomachs of cows, or files in the pockets of convicts are also designated as metal locators. We are not concerned with these highly specialized units; our interest centers around prospecting and mineral locating equipment.

These generally fall into one of two broad classifications: the *beat-frequency* type which is the simpler of the two, and



the *field-distortion* or *reflection* variety which can outperform the other but is more complex and costly.

Figure 1 illustrates a representative *beat-frequency* locator in block diagram form. Two oscillators turned to very nearly the same frequency are coupled to a mixer stage. After heterodyning and mixing in this stage, a difference frequency or beat-note is obtained. This audio tone is fed to an amplifier which passes the increased audio power to the headphones. Oscillator "A" is completely shielded to avoid the effects of outside influences; oscillator "B," however, is tuned by a wide-diameter search coil at the end of a long pole. The search coil is surrounded by a radio-frequency magnetic field which penetrates into the earth below to a degree

Fig. 2. This commercially available locator can be used to find objects as deep as seven feet. The instrument is carefully balanced so that it will not tire the operator.



determined by many factors (to be discussed farther on).

As long as there is no electrical conductor in the vicinity of the projected field, the beat-note heard in the phones is constant in pitch. Upon encountering a metallic mass of non-ferrous nature (gold, silver, platinum, copper, aluminum, etc.), the inductance of the search coil is reduced as a result of the eddy currents that are induced in the metal mass. Since the search coil is the tuning element of oscillator "B," the frequency of the latter rises, causing a sharp change in the pitch of the audible signal. Metals or ores containing iron have the opposite effect; the increased permeance in the area around the search coil raises the inductance and lowers the frequency of the associated oscillator, producing a variation of the beat-note in the opposite direction. Figure 2 shows a typical beat-frequency type of metal locator in action.

The *field-distortion* or *reflection* variety operates on a somewhat different principle: a separate transmitter and receiver are equipped with exposed coils, again of large diameter. The plane of the transmitter loop is oriented vertically with respect to the ground plane rather than horizontally as in the case of the beat-frequency version. The receiver pickup coil is placed at right angles to the other to minimize direct coupling between the units. This is illustrated in Fig. 3.

In operation, the controls are adjusted while the equipment is held over non-conducting ground so that the headphone tone is relatively weak and the visual indicator—a meter mounted where it may be read with facility—reads nearly zero. The loudness of the received tone is thus a function of the shape and magnitude of the electric field being radiated from the transmitting loop under conditions in which little external conduction in the form of metal masses is present. Upon approaching metal of any type, the field becomes distorted; such deformation destroys the balance set up in the initial adjustments and causes the headphone tone to become louder and the visual indicator to increase its reading.

Performance Factors. How well will a certain metal locator perform under a given set of prescribed conditions? A precise prediction of this kind is difficult if not impossible to make because so many factors affect its operation. The size of the metal mass or mineral deposit and the depth below ground are the primary considerations; the length of time a piece of metal has been buried, the type of metal it is, and the degree of mineralization of



Fig. 3. This is a field distortion locator as mentioned in the adjacent text.

the soil are other significant factors. Let's dispose of the last three and then give our attention to the size vs. depth behavior of typical locators.

Although it seems strange at first glance, the longer a metal mass is buried, the more easily it is detected. This is apparently due to the fact that metals attain a degree of association with the surrounding mantle rock due to chemical action; thus they extend their effective conducting areas. Captain Kidd's treasure would be easier to locate than would the buried gold of the hermit who died last year—all other things being equal, of course.

Native gold, silver, and copper are the most suited metals for this kind of geophysical investigation; metallic sulfides and

Expressions of interest in this department have recently been overwhelming. At least 70% of POP'tronics readers turn to "After Class" within the first hour after visiting a newsstand or receiving their copies in the mail. Such a faithful audience can scarcely go unrewarded, and in this issue we have sorted out a single theme. It concerns a subject which interests many, but which at the same time cannot be found in most textbooks. This is the new look in "After Class" . . . more subjects not found in the classroom or textbook, more drawings (and now photos), and tidbits of information on commercially available equipment. We hope you like it.

The Editors.

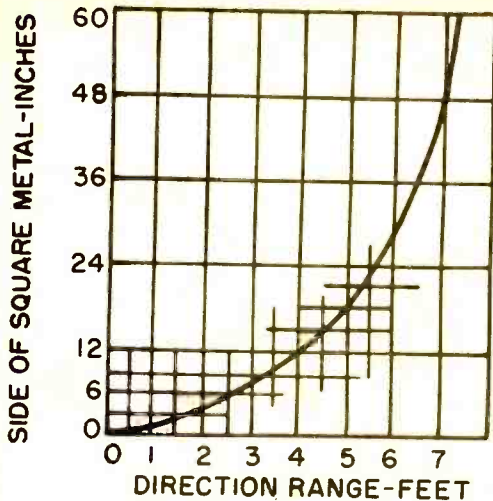


Fig. 4. Claimed performance characteristic of a typical beat-frequency metal locator.

sulfide ores such as galena (lead sulfide), chalcopryrite (copper sulfide), cinnabar (mercury sulfide), and molybdenite (molebdenum sulfide) are also good conductors. Iron ores do not, as a rule, provide the same sharp response as the others.

If the soil is heavily mineralized or very moist, the presence of metals or mineral deposits well under the surface is likely to be masked, making detection difficult. These conditions often make it impossible to use metal locators successfully in certain areas at any time. In others, the time of the year becomes a determining factor.

Manufacturers approach performance details in a straightforward, scientific manner. Among the most satisfactory ways of

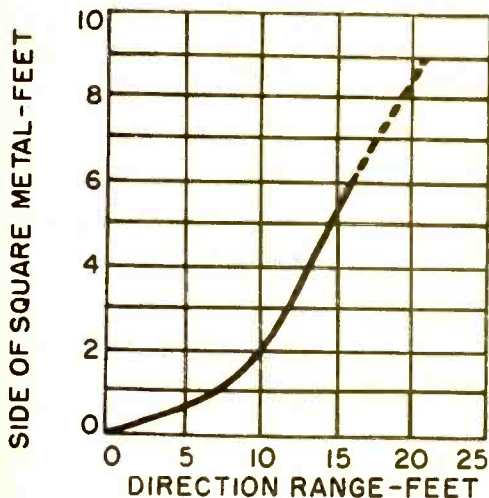


Fig. 5. Compare this curve with the one diagrammed above. This field-distortion type locator costs nearly twice as much money.

specifying what one can expect from a given model is the performance curve. This is based upon the reaction of the metal locator to a given metal buried at various depths in normal soil. The minimum area required to provide a satisfactory aural and visual indication on the instrument is plotted against varying depths.

A performance curve for a beat-frequency type of locator is given in Fig. 4. The metal used in the preparation of this chart is a square sheet of copper; it ranges from three inches on a side to about 60 inches. For example, a sheet of copper measuring 12" x 12" (one square foot) would provide a satisfactory indication if it were buried no deeper than four feet under average soil. To detect a similar sheet at a depth of six feet, an area of well over four square feet would be required.

The superior performance of a heavy duty field-distortion type of locator is shown at a glance in Fig. 5. For one square foot of copper sheeting, the detection range is approximately 7½ feet under normal soil. When conditions are favorable, such a detector is capable of penetrating about 25 feet to large deposits of metallic ore or native metal.

Cost Figures. The figures given below have been compiled from a substantial sampling of manufacturers' literature. They do not represent exact prices:

Type	Cost	Max. Range	Weight
Beat-frequency ...	\$ 50	5'	3½ lbs.
Beat-frequency ...	100	7'	8 lbs.
Field-distortion ..	150	18'	11 lbs.
Field-distortion ..	175	27'	24 lbs.
Beat-frequency Kit	40**	6'*	5 lbs.
Factory wired ..	80		

* Depends on search head used.
** Comes equipped in either kit or factory-wired form with a general-purpose search head. Kits for "small object search head" (\$3.85) and "large object search head" (\$11.50) are available at extra cost as shown. Factory-wired heads are available at approximately twice the prices shown for the kits.

QUIZ

1. What is the difference in the indication given by a beat-frequency type of metal locator as compared with the field-distortion form?
2. How do the indications of the presence of ferrous and non-ferrous metals differ in beat-frequency locators?
3. Which has the greater range of penetration per lb. of carrying weight, the beat-frequency or the field-distortion type of metal locator?
4. Why might an attempt to use any metal locator after an extended rainfall meet with little success in many locations?
5. Why are the coils of a field-distortion type of locator oriented in planes at right angles to each other?

(Answers appear on page 127)

Radio Amateurs to Monitor Satellite

Low-cost v.h.f. tracking system planned for hams

CALLING all hams! You may have an important job to do in the not-too-distant future. How much do you know about Project VANGUARD and the "Minitrack" system?

Project VANGUARD is the code name for the earth satellite phase of the U. S. scientific program for the International Geophysical Year (1957-58). The VANGUARD satellite launching vehicle, being designed and built by the Martin Company of Baltimore under the auspices of the U. S. Navy, will be a finless, three-stage rocket about 72' long and 45" in diameter at its widest point. Launching and testing will take place at the Air Force Missile Test Center in Cocoa, Florida.

The first stage (C), an improved Viking, serves primarily as a booster. The second stage (B), another liquid-fueled rocket, contains the complete guidance system for all three stages. The third stage (A), a solid-propellant rocket housing the satellite proper, is ejected from the second stage at the orbital altitude (200 to 300 miles above the earth).


Radio tracking will handle three jobs for the satellite: (1) prove that it is actually orbiting; (2) determine its precise orbit; and (3) measure what is happening within the satellite. The tracking problem is said to be similar to finding and following a golf ball thrown out of a jet airplane traveling at 60,000 feet with the speed of sound.

The "Minitrack" system of radio angle tracking developed by the Naval Research Laboratory is prepared to solve this problem. It utilizes a tiny transmitter within the satellite to send a beam of radio energy to receiving antennas at ground stations. By comparing the path length from the transmitter to one antenna with the length from the transmitter to a second antenna, the satellite can be located in its orbiting position. Similar measurements with another set of antennas help to fix the satellite accurately.

In the actual ground station layouts, there will be seven antennas. Data obtained from these antennas can be sent to

a central computing facility within 20 minutes of receipt, and used there to determine the progress of the satellite.

The system, which will supplement optical tracking stations and also obtain scientific data telemetered or radioed back to earth, is expected to work despite weather conditions, clouds, seeing conditions, or the time of day. Details of a simplified version will be made available to



Artist's conception of the vehicle which will place the world's first man-made satellite in its orbit around the earth. In the background is the gantry used to set the vehicle on its launching stand and the concrete blockhouse from which scientists will fire the 3-stage rocket and record its course.

radio amateurs at a later date so that they may join amateur astronomers in observing the satellite. And that's where you come in!

It has been predicted that during a satellite event the evening newspapers will publish three boxes on their front pages—one for baseball scores, one for horse race results, and one for the evening times and angles at which you can pick up the earth satellite.

Simple

*What are you looking for
in a Geiger counter?
These two units feature
light weight, small size,
economy and simplicity
—take your choice!*

UNIT ONE

By James E. Pugh Jr.



YOU CAN ENJOY prospecting for uranium if your equipment isn't so heavy that it bogs you down, and if you don't have to carry a set of spare batteries around with you because of the high current drawn by the equipment. Also, you'll probably be able to have more fun with your equipment if you haven't spent a fortune to build it. And if it is simple to construct and maintain, so much the better.

The first instrument to be described here was designed for your enjoyment—it takes full advantage of the small size, light weight and low operating cost of a transistor amplifier combined with a relatively cheap Geiger counter tube.

An ideal enclosure for this instrument is a 3" x 4" x 5" utility box. Total weight, including batteries, is less than 2½ lbs. The physical layout, shown in the photos, lends itself to easy assembly and is such that batteries can be easily replaced.

Exact layout is not critical, but the 300-volt battery takes up a large portion of the

available space; so it is well to plan carefully in advance to make sure that everything fits.

Proper mechanical balance is obtained by locating the handle off center. This technique also allows more room for the controls on top of the case. The battery strap is mounted on one side of the bottom section of the case, and consists of a single strip of metal clamped to the battery by two long screws.


A simple mount for the counter tube can be fashioned from a sheet of ¼" polystyrene 1½" x 4" and a 3" piece of ½" i.d. polystyrene tubing. Cement the tubing lengthwise on top of the sheet about 3/16" from one end. Drill a hole at the other end of the sheet and mount a 2-terminal tie point at this same location, with a flat-head screw recessed flush on the bottom. Wrap a 3" x ¼" rubber band around the 1B86 as in Fig. 2 (page 92), slip the assembly inside the plastic tube, and carefully solder the 1B86 leads to the tie point. Center the

POPULAR ELECTRONICS


Transistorized Geiger Counters

Geiger tube assembly in the bottom of the case after the 300-volt battery has been installed, and cement in place with Polyweld "912" or a similar cement.

For the 1½-volt battery holder, modify a type HPC fuse holder as shown in Fig. 3. First, clamp the lug in a vise, pull the fuse holder outward to compress the internal spring, and cut off the shaft as close as possible. Disassemble the holder, and drill and tap the shaft as shown. Replace the original spring with a two-turn volute—or spiral—spring clipped from a medium-sized spring in a General Cement assort-



Weighing less than 2½ pounds, the first unit is housed in a 3" x 4" x 5" utility box. Fuse holder is modified to take the 1½-volt penlite cell as shown in Fig. 3 on page 92. Placing the handle off-center makes for proper mechanical balance.



HOW IT WORKS

Two basic circuits for the first unit are shown in Fig. 1, one for an *n-p-n* transistor and the other for a *p-n-p* transistor. Aside from polarities, the circuits are identical and should provide equal performance, assuming that the transistors are equivalent. At the present time, *p-n-p* transistors are a little cheaper.

When a beta or gamma ray passes through *TR1* the gas in the tube ionizes and a small pulse of current flows through *RI*. This pulse is amplified by the transistor, and appears as a click in the headphones.

A potential of 300 volts is required for operation of the Geiger tube. This is provided by a special 300-volt battery. Although fairly expensive, the current drain is very low, and battery life approximates shelf life. The transistor itself operates on 1½ volts, and gives a gain of about 20 db. Here again, the current drain is very low—about 50 microamperes—which gives very long battery life.

High-impedance headphones will give good performance, but they must be of the magnetic type to provide a d.c. path for the collector circuit of *TR1*. The standard 2000-ohm units are satisfactory, but the Triünni 24,000-ohm style will give somewhat better volume.

Interior view (at left) shows location of important components and wiring details. As the 300-volt battery fills up much of the available space, care must be taken to make sure that everything fits—although the exact layout is not critical.

ment. Check Fig. 3 carefully for assembly details. When completed, a Burgess No. 7 penlite cell will fit nicely inside.

Mount a 4-lug tie point on one end of the case, as shown in the photograph above. Complete the wiring, including the 300-volt battery plugs, and solder all joints carefully. Excessive heat can permanently dam-

age the transistor—grip the leads with long-nose pliers between the transistor and the point being heated, and don't remove the pliers until the joint has cooled.

Insert the battery in the fuse holder. Polarity will depend on the transistor used: for an *n-p-n* unit, insert the positive end first; reverse for a *p-n-p* unit. Plug in the

Fig. 1. Basic circuit for (A) n-p-n transistor and (B) p-n-p transistor. Parts list applies to both.

- B1—300-volt battery (Eveready 493 or equivalent)
- B2—1½-volt penlite cell (Burgess No. 7 or equivalent)
- J1—Open-circuit phone jack (miniature)
- P1—Phone plug to fit jack
- R1—2.2-megohm resistor
- S1—D.p.s.t. toggle switch
- TR1—Type 2N35 or CK722 transistor (see text)
- V1—Type 1B86 Geiger tube (Vicotreen)
- 1—Pair of headphones (Trimm 24,000-ohm Featherweight)—see "How It Works"
- 1—Panel-mounted fuse holder (Buss HPC)
- 1—3" x 4" x 5" aluminum case (ICA Fleximount)
- 1—Handle (U. S. Eng. Co. No. 1010 or equiv.)
- 1—2-terminal tie point
- 1—5-terminal tie point
- 1—Set of battery plugs (Amphenol 71-1L and 71-1M)
- 1—Sheet of 1/8" polystyrene, 4" x 1½"
- 1—1/2" i.d. polystyrene tubing, 3" long
- 1—Coil spring (see text)
- 1—On-off switch plate
- 1—3" x 1/8" rubber band
- Misc. wire, solder, machine screws, etc.

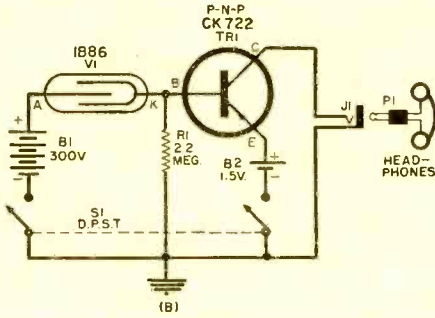
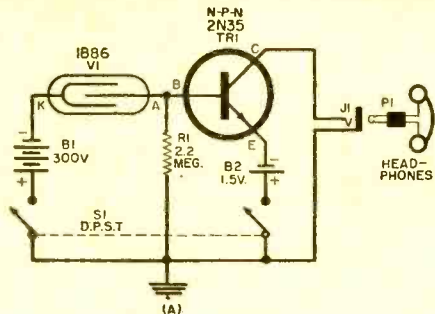


Fig. 2. How rubber band is wound around tube.

high-voltage battery connectors, turn on the switch, and listen for clicks. With no uranium in the vicinity, you should get a background count of about 30 counts per minute.

UNIT TWO

By Wayne Milburn

For extreme simplicity and economy of initial cost and maintenance, this Geiger counter is hard to beat. The two 1½-volt flashlight cells give excellent life as the current drain is about 100 microamperes and few parts are needed.

A novel technique is employed to produce the high voltage (800-900 volts) for the Geiger tube. D.c. from the battery is passed

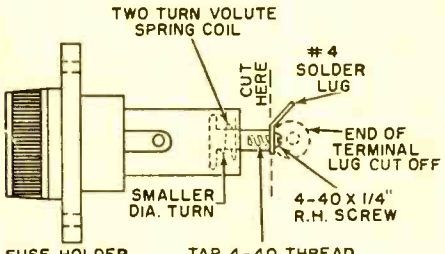
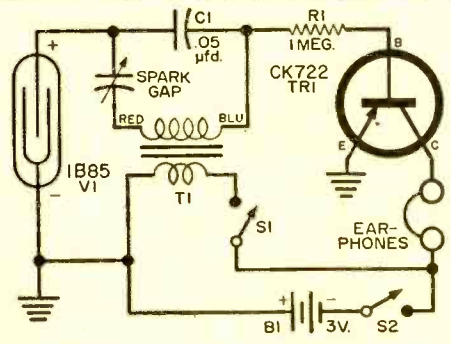


Fig. 3. The modification of the fuse holder.



Schematic diagram and parts for second Geiger counter. A p-n-p junction transistor is used here.

- B1—Two 1½-volt flashlight cells
- C1—.05- μ d., 1000-volt plastic sealed capacitor (author used 600-volt rating, but higher rating is desirable)
- R1—1-megohm, ½-watt resistor
- S1—S.p.s.t. Microswitch or any snap-action spring-return switch
- S2—S.p.s.t. toggle switch
- T1—Small audio output transformer, such as 4000 ohms to 4-ohm voice coil (not critical—almost any output transformer should operate satisfactorily)
- Gap—Altered 3-30 μ d. trimmer capacitor (see text)
- TR1—CK722 p-n-p junction transistor
- V1—Geiger counter tube (Vicotreen 1B85 or Raytheon CK1026)
- 1—3" x 4" x 5" aluminum cabinet
- 1—Kitchen cabinet handle
- Misc. wire, solder, terminal strips, phone jack, etc.


through the voice-coil winding of an output transformer, and then quickly interrupted by the switch *S1*—inducing a high-voltage surge in the high-impedance winding. This surge will have two polarities—one when the primary current starts flowing, and one when it ceases. The larger of the surges will break down the special spark gap, and will charge up capacitor *C1*. This high voltage is then used to operate the Geiger tube.

Heart of the device is the special spark gap, made from a small 3-30 μfd . trimmer capacitor. Unscrew the adjusting screw, remove the mica insulation, and replace the screw. Adjust the screw to the point where it rectifies the transformed voltage but will not arc back.

It is essential that *C1* be charged to the proper polarity, as indicated in the schematic. Use a high-impedance voltmeter to determine polarity. If it is incorrect, reverse the voice coil leads in the transformer.

This arrangement should give 800-900 volts after 20 or 30 pulsings of *S1*, depending on the turns ratio of the transformer. Use a high-quality capacitor for *C1*, and make certain that it is well insulated from ground. A single charging should operate the Geiger tube for several minutes. An occasional push on the switch will then keep the counter in operation.

To provide comfortable headphone volume for the clicks, a transistor amplifier

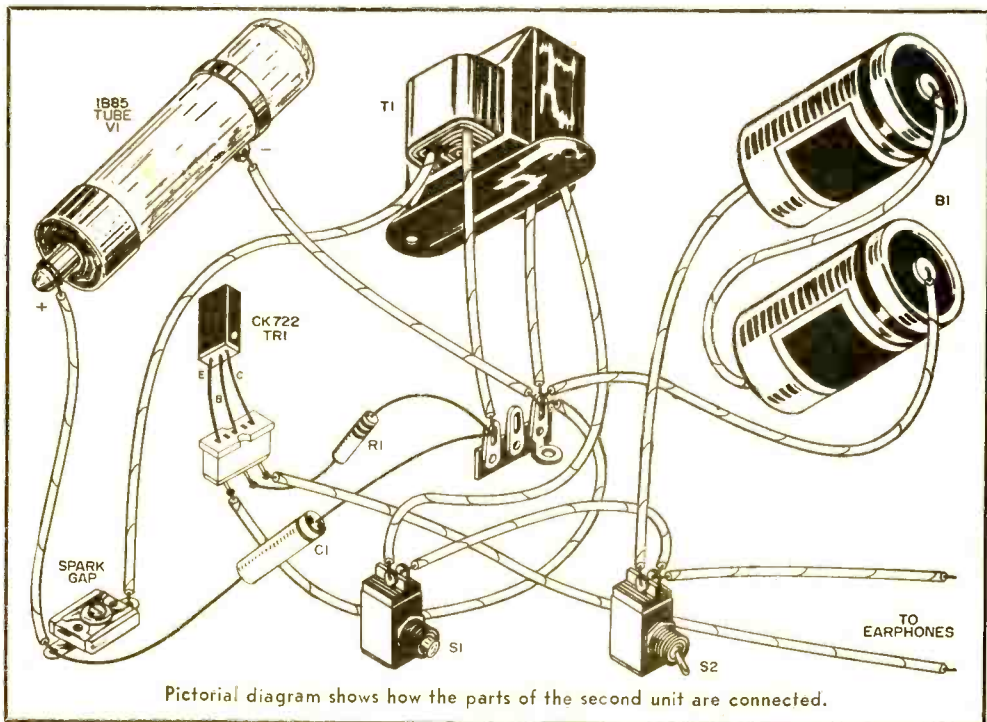


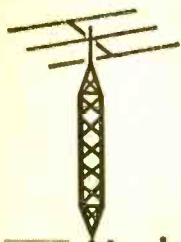
This unit, also housed in a 3" x 4" x 5" box, employs spark gap made from a trimmer capacitor.

is included in the unit. It is direct-coupled to the counter tube, that is, the pulses of current from the counter tube also pass through the base-emitter circuit of *TR1*. *R1* serves to protect the transistor in case of an avalanche discharge through *V1*. Magnetic headphones must be employed to provide a d.c. path for the collector circuit of *TR1*.

Although inexpensive and simple to build, this counter will give reliable indications of the presence of radioactive material. Try it out on your luminous dial watch to check its operation.

-30-





THE TRANSMITTING TOWER

Herb S. Brier, W9EGQ

ONE OF the big thrills of amateur radio is working other amateurs far away and preferably in foreign countries. This is commonly called DX.

By staying up late, it is possible to work all over the United States on the 3.7- and 7.15-mc. Novice bands. But even when conditions are favorable, it is seldom possible to work foreigners on them—because the top halves of the 3.5- and 7-mc. bands are usually allocated to commercial services outside of North America. On the 145-mc. Novice band, over 50 miles is DX with low power and a simple antenna.

This leaves the 21.1- to 21.25-mc. band as the only possible one on which Novices can work much DX. Fortunately, it has been cooperating wonderfully well. In the past several months, many Novices have worked all continents (WAC) and over 25 countries on 21 mc.

To understand how these different bands behave, we need to know something of how radio waves travel through space—which, in turn, requires some knowledge of the *ionosphere*.

The Ionosphere. As the sun rises in the morning and shines down on the earth, it bombards the upper atmosphere with ultraviolet radiations. This causes some of the atoms in the gas molecules forming the atmosphere to lose electrons, thereby becoming *positive ions*. The electrons freed in this manner float around in the atmosphere or attach themselves to other atoms, converting the latter into *negative ions*. Thus, an electrically charged region is developed which extends from about 90 to 300 kilometers (55 to 190 miles) about the earth.

The intensity of its ionization is determined by several factors. Its daily maximum occurs at noon when the sun is highest, and its yearly maximum occurs in mid-winter, when the sun is three million miles closer to the earth than it is in midsummer. In addition, when there are many spots on the sun—an indication of great explosions on the sun—upper-atmosphere ionization is high. We are now well into the upward swing of the latest sunspot cycle, which means that sunspot activity will continue

to be high for the next several years.

At night, when the sun is in no position to bombard the atmosphere, ionization gradually decreases until—by dawn—the ionosphere has dwindled to a comparatively thin layer about 300 kilometers high. This decrease in ionization is greater in winter than in summer, because the nights are longer in the winter.

The importance of all this to amateurs is that the ionosphere is what makes long-distance, high-frequency radio communication possible. Radio waves normally travel only in straight lines. If it were not for the ionosphere, the signals radiated from our transmitting antennas would shoot out into infinite space, never to return. However, in traveling through the ionosphere, the difference in its electrical density gradually bends them back towards the earth.

Three things determine how much a radio signal is bent in the ionosphere. They are



KN4GHH at the controls of KN4CDZ, Winston Salem, N. C. With 30-watts input, this station has worked 44 states, Canada, Puerto Rico, Virgin Islands and Cuba. See "News and Views" (page 115) for details on KN4CDZ and its operator.

the frequency of the signal, the angle at which it arrives at the ionosphere, and the density of the ionization in it.

During the middle of the day, all signals radiated at any angle on frequencies as high

as 10 mc. will be bent back to the earth in the ionosphere. Those that arrive at an acute angle are returned at an equally acute angle to the earth near the transmitter. On the other hand, low-angle signals return to the earth many miles from the transmitter. It would seem, then, that signals radiated at low angles are best for long-distance work. This is true, but—

D Region. Below the ionosphere, another ionized layer, called the *D region*, forms as the sun rises in the morning and disappears as it sets at night. In a negative sort of a way, this region is almost as im-



In one week of operation, Joe Minyard, KN5DXL, Eupora, Miss., made 30 contacts in 13 states on 80 meters. He uses an AT-1 transmitter, an S-53A receiver, and a 135' "folded-dipole" antenna.

portant as the ionosphere itself. Instead of bending high-frequency signals passing through it, the *D region* attenuates them.

The amount of this attenuation increases enormously as frequency decreases. For example, if a 7-mc. signal is attenuated 12 db (2 "S" units) in passing through the *D region*, a 3.5-mc. signal making the same trip will be attenuated 48 db (8 "S" units), while a 21-mc. signal will be attenuated only about 1½ db. No wonder 3.5-mc. signals are a bit weak in the daytime!

Low-angle signals, traveling at a "slant" through the *D region*, are attenuated more than high-angle signals. This attenuation is so great that daytime range is limited to 100 miles or less on the 3.7-mc. band and to about 400 miles on the 7-mc. band. At night, though, when the *D region* disappears, signal strengths and ranges increase greatly on these bands.

At higher frequencies, low-angle signals get through the *D region* without excessive attenuation, even at midday; therefore, they cover long distances. At the same time, high-angle signals at these frequencies pierce the ionosphere, resulting in a zone of no signal hundreds of miles wide between the transmitter and the areas where the low-angle signals return to the earth.

It is not unusual for signals to bounce

between the earth and the ionosphere a couple of times in traveling long distances. In fact, the curvature of the earth and the height of the ionosphere limits the maximum "one-hop" distance that can be covered to 2400 miles; therefore, multiple hops are always required to cover greater distances. Of course, each bounce attenuates the signal a bit more. For this reason, it is always best to choose the highest frequency and the lowest angle of radiation usable over a given path at a given time, in order to deliver a strong signal to the remote receiver.

When sunspot activity is high, as it will be for the next several years, low-angle signals up to 30 mc. are useful for DX work from dawn to dark between early fall and late spring. During the summer, the maximum usable frequency drops below 25 mc., but it remains high enough to support 21-mc. communications in some direction during most of the daylight hours.

Getting on 21 Mc. A good antenna is the most important requirement for good results on 21 mc. As noted above, only low-angle signals are useful on the higher frequencies. The maximum usable angle of radiation on 21 mc. rarely exceeds 25°, and best results are had with angles below 15°.

In free space, a horizontal antenna would radiate equally well straight up, straight down, and at any angle in between. But when an antenna is mounted close to the ground, the power it radiates downward is reflected upward from the ground, to cancel or reinforce the power radiated at upward angles. Which angles are cancelled and which are reinforced depend upon the antenna height.

An antenna ½-wavelength high has its maximum lobe of radiation centered around 32° above the horizon. One ¾-wavelength high has its lowest lobe of radiation centered around 20°, and one a full wavelength high has its lowest lobe centered around 12°.

At 21 mc., ½-wavelength equals about 23', and a wavelength equals about 46'. Consequently, a minimum height of 35' is recommended for a 21-mc. antenna. A 45' height is better; less than 25' gives comparatively poor results.

Most center-fed 7-mc. antennas, especially if cut for the low-frequency end of that band, work quite well as three half-wave antennas on 21 mc. So do the "all-band" Novice antennas described in the *Transmitting Tower* for December, 1955, and on page 92 of the March, 1956, issue of *POPULAR ELECTRONICS*, assuming that they meet the height requirements.

A ½-wave antenna for the 21-mc. band is only 22' 1" long, calculated from the formula: L (ft.) = $468/F$ (mc.). It may con-

HELP US OBTAIN HAM LICENSES

In this section of the Transmitting Tower, the names of persons requesting help and encouragement in obtaining their amateur licenses are listed. To have your name listed, write to Herb S. Brier, W9EGQ, % POPULAR ELECTRONICS, 366 Madison Ave., New York 17, N. Y.

W1 CALL AREA

Joseph P. O'Brien, 142 Ocalligham Way, South Boston 27, Mass.

Michael Drew, (15), 20 Maple St., Lisbon Falls, Maine. (What is the best equipment to start out with?)

Leonard Rock, 82 Franklin St., New Britain, Conn.

Arnold Fine (17), 29 Monroe Ave., Worcester 2, Mass.

W2 CALL AREA

Richard Parini (16), 1099 1st St., Rariton, N. J.

Jason Kaatz, 80-11 246 St., Bellerose 26, L. I., N. Y. (Will answer all letters)

Richard Bilon (14), 5 Nugent St., New Hyde Park, N. Y. (Theory, pen pals)

Fred Becker, Jr., 60 Stewart Ave., Riverside, N. J. (Wants help and ideas on building a receiver)

Scott Fitzgerald, 20 Alexander Ave., Montclair, N. J.

David M. Abramowitz, (19), 2977 Avenue W, Brooklyn 29, N. Y.

Steve Vadas, 17 Pleasant Ave., W. Caldwell, N. J. (Theory)

Robert A. Sherwood, 110 Vreeland Ave., Bergenfield, N. J. (Code)

Jay P. Sage, 99 Vreeland Ave., Bergenfield, N. J. (Code)

PFC Bruce B. Burpee, US 51294903, Co. D, 34th Sig. BM., Corps, APO 107, New York, N. Y. (Will soon be out of Army and wants to become a ham; wants suggestions for a modest station to start)

Peter Rohrs, 51 Bayview Ave., New Rochelle, N. Y.

Robert Tournier, Post Brook Farms, R.F.D. 1, Butler, N. J.

Alex Kalbous, 7 West 92nd St., New York 25, N. Y. (Pen pals)

John Hunter, Jr., 36 Atlantic St., Jersey City 4, N. J. (Code and theory)

Henry Meiseles, 1472 43 St., Brooklyn 19, N. Y. (Will answer all mail)

W3 CALL AREA

Marshall Mackler (15), 400 S. Sterling Rd., Elkins Park 17, Phila., Pa. (Wants to hear from other prospective hams and SWL's)

Gary Kaplan, 6721 Horrocks St., Philadelphia 49, Pa. (Wants pen pals)

Ronald Shelton (14), 2911 W. Lanvale St., Baltimore, Md. (Pen pals)

Larry Ierley, 425 S. Wood, Middletown, Pa. (Novice license)

Ed K. Shilts, 1183 Balmoral Dr., Allison Park, Pa. (Pen pals)

Thomas McCoy, R.D. #1, Brockway, Pa.

W4 CALL AREA

Rex Johnson, 403 E. College St., Griggin, Ga. (Wants suggestions about kind of transmitter to get)

Norman Fink (14), Rt. 10, Box 336, Roanoke, Va. (Radio theory and code, pen pals)

H. S. Booth, Jr., 800 W. 30th St., Richmond 25, Va. (Help in securing a ham license)

Billy Crafts, Route 3, Box 165, Athens, Ala.

Jeff Jacobs (16), 602 E. 5th St., Cullman, Ala. (Code)

Michael Hodges (14), Rt. 7, Box 88, Fayetteville, N. C. Phone: 3-0919. (Help in becoming a ham)

W5 CALL AREA

Jerry Johnson (15), Box 506, Celina, Texas.

Bob Gulley, 2502 W. Mulberry, San Antonio, Texas. (Wants pen pals, will answer all letters)

Mike Gulley, 2502 W. Mulberry, San Antonio, Texas. (Wants pen pals, will answer all letters)

Donald Auderer, 6414 Texas Ave., Houston, Texas. (Wants help with Novice license, overseas pen pals)

Randall Caselman, 17 W. 6th St., Fayetteville, Ark. (Wants diagrams of 2-meter transmitters, letters from amateurs on 2 meters)

A/3C J. O. Akin, 2nd Recon. Tech., Ron., Sac, P.O. Box 50, Barksdale AFB, Shreveport, La.

James McWain, (17), 206 N. Schopmeyer, Gainesville, Texas. (Code and theory)

Bob Patterson, 310 11th St. South, Columbus, Miss.

David Holder (15), 307 Aurora St., Houston 8, Texas. Phone: UN-4-3913. (Amateur radio)

Silas Dunn (12), 712 South Cedar, Little Rock, Ark. (Code)

E. L. Purifoy, 826 Rock Is. Acc., E. Dorado, Ark. (Amateur license)

John Waddell, 9709 Pine Lake Drive, Houston 24, Texas.

Howard Wuks, Rt. 4, Box 449, Marshall, Texas.

W6 CALL AREA

Vernon James (13), 1437 Berkeley Way, Berkeley, Calif. (He and two friends want to become Novices by December)

Joseph S. Kernohan, Box 105, Rio Dell, Calif. (Just home from U.S. Army in Germany)

Richard A. Hart (31), 929 S. Pine St., San Gabriel, Calif. (Theory)

Charles J. Henderson, C/O P.O. Box 1026, Atascadero, Calif. (Wants to correspond with other hams)

Bill Rowes, 1241 McWood St., W. Covina, Calif. (Pen pals)

Walter Pollind, 524 25th St., Hermosa Bch, Calif.

Robert Bonner, 1208, S. School St., Lodi, Calif. (Code)

W7 CALL AREA

Wayne Wright, WN7ZGO, 5703-110 S.W., Tacoma, Wash. Phone: LA-9242. (His Novice license is about to expire; needs help with code and theory)

Steve Ogard, 1600 N. E. 137th St., Portland 20, Oregon.

Ralph Goodwin, 214 So. 12th St., St. Helens, Oregon.

W8 CALL AREA

William V. Jenkins, S.M. San., 1500 Blakeslee St., Kalamazoo, Mich. (Recovering from TB in Sanatorium; has lots of time to study; needs a little help; will answer all cards and letters)

chrane, C/O Mrs. Hanley, 420 S. Constantine, Mich. Phone: 3015 almost totally paralyzed as the swimming accident when a child, much to become a ham)

ey Brower, (18). 5231 Second, De- lch. (Student at Wayne University. little help in both code and theory (see test)

Kaser, (16). 304 Pine St., Mt. Vernon, Code and theory)

Gale, 19991 Garfield, Detroit 19, Mich. and would like to hear from American (see pen pals)

Marchant, 16905 W. 12th Mile Rd., Oak, Mich. (Novice license)

al Hafertepe (15), 290 Mohawk St., Cin- cinnati 14, Ohio. (Help in radio theory)

Dennis Shesterkin, 19520 Georgia, Roseville, Mich. (Help on Novice exam)

Ralph Omness (14). 115 N. Bond St., Saginaw, Mich. (Would like to receive letter from SWL's)

W9 CALL AREA

Barry Weiss (13), 1633 Monroe St., Evanston, Ill. (Help in getting his license)

Paul Parton (14). 1405 Meridian St., Ander- son, Ind.

Steve Lindsey (14), 430 W. 7th, Anderson, Ind. (Code)

Richard Roessler (14), 221 S. Ferkel, Colum- bia, Ill. (Wants SWL pen pals)

James Bowater, 2751 S. Greeley St., Milwau- kee 7, Wis. (Needs suggestions for getting an- tenna up in small yard; also help with code)

Mrs. Dixie Hinkle, 2218 W. 65th St., Indian- apolis, Ind. (Help and information in obtain- ing Novice amateur license)

Duane Read, 608 E. Main St., Plymouth, Wis.

W0 CALL AREA

John Orcutt, Holyoke, Colo.

John Globokar, (15). Box 333, Biwabik, Minn. (Would like letters from licensed hams, and also from any prospective amateurs)

Lee Van Dyke, 3708 South Hooker, Engle- wood, Colo.

Dale Drake, 5770 W. 4th Ave., Denver, Colo.

Ronald Murielt, 1600 50 Steele St., Denver, Colo.

Kenneth Noll (16), Box 286, Monticello, Minn. (Help in obtaining Novice license, code, pen pals)

Dennis James, 2655 Quevec St., Denver 7, Colo. (Help in obtaining a ham license)

Glen Meiz (14), 319 E. Fir Ave., Fergus Falls, Minn.

VE CALL AREA

J. M. Fitzgerald, 5417 Bannantyne, Verdun P2, Canada. (Interested in receiver and trans- mitter and wants help in obtaining radio amateur license)

Don Dorward, 78 Royal York Road, North Toronto 18, Ontario (Code and theory)

Jim Spalding, 11302-103 St., Edmonton, Al- berta.

To help prospective amateurs obtain their Novice licenses, the Radio-Electronics-Tele- vision Manufacturers Association offers a set of code records (recorded at a speed of 33 $\frac{1}{3}$ rpm) and a Novice Theory Course for \$10.00, post- paid. The complete course or more information on it is available from RETMA, Suite 800, Wyatt Bldg., 777 Fourteenth St., N.W., Wash- ington 5, D. C.

sist of a length of No. 14 or No. 12 copper wire, split in the middle by an antenna insulator four to six inches long, and sup- ported on each end with similar insulators. Feed it across the center insulator via 50- to 75-ohm coaxial or "twin-lead" transmis- sion line, and face it broadside to the di- rections you are most interested in working.

Next to the antenna in importance comes the receiver. To be honest about it, some of the less expensive communications re- ceivers available leave something to be de- sired on 21 mc. However, either a prese- lector or a converter ahead of them usually improves their operation greatly on 21 mc.

If the receiver lacks a bit of sensitivity on 21 mc., but is otherwise satisfactory, a preselector (POPULAR ELECTRONICS, Febru- ary, 1956, page 52) will overcome the de- ficiency. If it lacks both stability and sen- sitivity or is hard to tune on 21 mc. but is satisfactory on a lower frequency band, a frequency converter may be employed to convert 21-mc. signals to that band. A con- verter may also be used to extend the cov- erage of a low-frequency receiver to higher frequencies. Several suitable converters are described in recent editions of the ARRL and *Radio Handbooks*.

Finally comes the transmitter. Any of the standard 2- and 3-tube Novice trans- mitters are capable of transmitting strong signals thousands of miles on 21 mc. when feeding an efficient antenna.

Most of the transmitters use 7-mc. crys- tals and triple frequency for 21-mc. output. As the 21-mc. Novice band extends from 21.1- to 21.25 mc., crystal frequencies be- tween 7034 and 7083 kc. should be chosen. Users of the *Hearthkit* AT-1 transmitter should note, however, that it requires crys- tal frequencies between 5275 and 5310 kc. for 21-mc. operation.


Code-Practice Oscillator

World Radio Laboratories, Council Bluffs, Iowa, is now offering an improved version of the WRL "Economy" code-practice kit for \$4.95. It uses a neon bulb in a relaxa- tion-oscillator circuit and obtains its oper- ating power from the 117-volt, 60-cycle power line. Assembling the kit takes about an hour, and the finished oscillator delivers a pleasing, well-keyed tone to a pair of phones.

In my opinion, the "Economy" code os- cillator is an excellent buy. A feature I like especially about it is that, in spite of its low cost, it employs an isolation trans- former to protect the user from dangerous shocks from the power line. If not already on hand, phones and transmitting key may also be obtained from WRL.

(Continued on page 115)

"Grasshopper" Robot Safeguards Polar Flights



Hitting ground starts chain reaction in "Grasshopper" automatic weather transmitter. It sheds parachute (above), then stretches legs to stand up (left), opens louvres, shoots out antenna, and goes to work, operating unattended for two months.

temperature, barometric pressure, and humidity, and automatically transmits these data. A preset timer triggers a new broadcast every six hours. Signals can be heard over a radius of 800 miles. The little robot sticks to its job for sixty days without outside help, nursing its batteries through the bitter cold.

POKING AROUND the pole during an 18-month scientific expedition, Navy Task Force 43 will rely on "Grasshoppers" for weather information amid the ice desert.

The Grasshopper is a 200-pound robot weather station to be dropped from aircraft. Shedding its parachute after landing, the Grasshopper stretches six legs from its plump body to stand itself up on its nose. Then it sprouts a long whip antenna and starts sending out regular weather broadcasts.

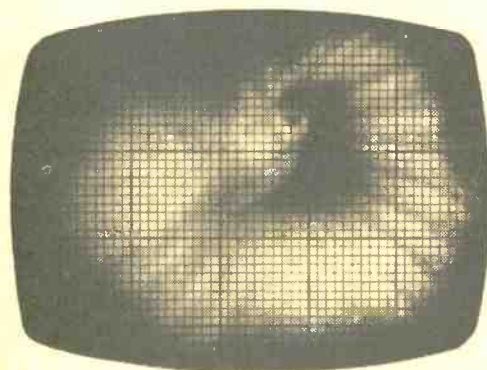
It measures wind speed and direction,

The Grasshopper answers a special problem of the planned Operation "Deep-freeze," which will take Navy explorers to the South Pole as one of America's contributions to the International Geophysical Year. Little is known about the weather of the Antarctic, but high winds often make it impossible to parachute supplies from cargo planes. With "Grasshoppers" on weather vigil at their outposts, planes can be certain of being able to unload advance provisions over designated spots. No long flights will be in vain.

Atom Fallout Area Forecast on Tube Face

SAFETY IS the constant concern in nuclear bomb testing. Every precaution is taken before any bomb is exploded on the test range to make sure that no radioactive material falls on inhabited areas in dangerous amounts.

The cathode tube face in the picture



shows a fallout pattern predicted for a hypothetical bomb under certain wind conditions. The computer generating this image of the endangered area was described in our May, 1956, issue, page 40.

By placing a map over the tube face, the affected towns can be spotted immediately. Controls adjust this display so that it will be presented on the same scale as the map. The effect of an explosion can be predicted for distances up to 500 miles from ground zero. Radioactive strength of the atomic fallout at any point within this area is indicated by the brightness on the screen.

The computer figures the effect of twenty layers of different wind velocity and direction between the top and bottom of the atomic mushroom cloud. Thus, it marks the path of the radioactive particles as they sink down. Their final landing positions on the ground then build up the fallout pattern shown on the screen.


TOOLS



and GADGETS

MOTOR MOUNTS FOR POWER TOOLS

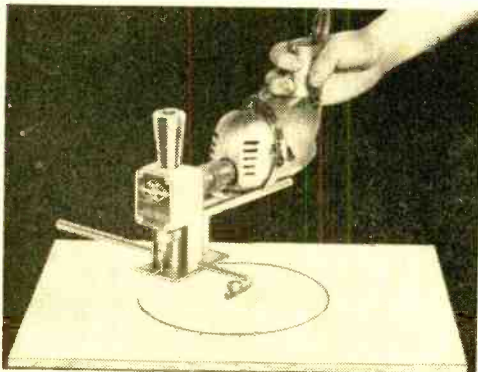
Special motor mounts make it possible for a single electric motor to supply power to more than one power tool. The basic kit, quoted at \$5.95 postpaid, consists of one male plate (to be attached to the mounting surface of your electric motor), and two female plates (to be attached in appropriate positions on separate power tools). Additional male and



female mounting plates are available for the extensive use of one motor on many tools, or for adaptation of various motors. (Warren Williams Productions, 5247 West Adams Blvd., Los Angeles, 16, Calif.)

PORTABLE JIG-SAW ATTACHMENT

No. 550 "Arco Jig-Saw" is a portable jig-saw attachment with an adjustable circle-cutter and rip gage. The circle cutter assures perfect circles and holes of any size up to 20" in diameter, while the rip gage provides accurate widths of up to 10". For intricate patterns, the jig saw is simply guided over the




cutting line while the automatic air blower blows sawdust away from the blade.

Capable of cutting plywood, plastics, metals

—and even lumber up to 2 x 4's—the No. 550 attaches in one minute to any 1/4" electric drill. It has the same capacity and cutting speed as more expensive jig saws, yet is priced at \$9.95. (Arrow Metal Products Co., 140 West Broadway, New York 13, N. Y.)

MINIATURE PM SPEAKER

Only 1 1/2" in diameter and 1 1/16" deep, the new Lafayette subminiature PM speaker for transistorized circuitry is claimed to be the smallest PM speaker produced to date. Total weight is 1 7/8 oz.



Frequency range and audio output are in excess of requirements for miniature personal portable radios. The magnet is Alnico 5—voice coil impedance, 10 ohms. Selling price, \$1.95. A matching transformer, 2000 to 10 ohms, and measuring 3/8" x 7/8" x 1 1/16", is also available. (Lafayette Radio, 100 Sixth Ave., New York 13, N. Y.)

IMPROVED STROBOSCOPE

Rotation speeds of motors, machines, and phonograph turntables can be determined with the Berkshire Labstrobe Model 18-A. A small, light, inexpensive stroboscope unit, it gives 60 brief flashes of light per second when connected to an ordinary 60-cycle power line. In the photo, it is shown being used with a Berkshire Phonostrobe disc to check the speed of a turntable.

This unit supersedes the Model 18, with no increase in cost (\$9.95). It is similar in external appearance but the internal construction has been improved—resulting in more accurate centering of the lamp, and easier lamp replacement. (Berkshire Laboratories, 898 Bank Village, Greenville, N. H.)



NEW-TYPE ANNUNCIATOR

Unique but simple, the Modern annunciator is designed for a lifetime of service. Its white steel discs are drawn up by coils of No. 28 enamel wire and held with alnico permanent magnets. The numbers are reset by pushing up rod-moving magnets away from the white discs, causing the discs to drop. There is practically no friction and maximum buzzer oscillation on a.c. or d.c. current. (Modern Annunciator Mfg. Co., 59 Sullivan St., New York, N. Y.)

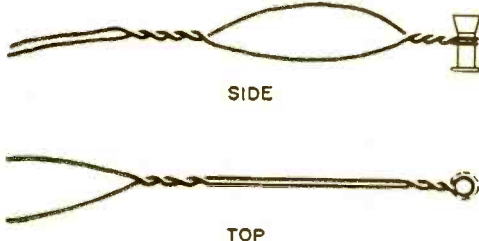
TIPS and TECHNIQUES



HOME-MADE SOLDERING "POT"

Soldering jobs frequently require joining untinned copper wires. They can usually be handled more easily by first tinning the wire. By using a "micro" soldering pot made from an empty 22-calibre rifle cartridge, you can accomplish such small tinning jobs with little effort.

The open end of the cartridge is flared slightly by inverting it over a suitable conical-



shaped tool (thin-nosed pliers with the jaws closed work nicely) and tapping sharply. A length of iron wire about ten inches long is added, as shown, to provide a handle and base. The "pot" is then heated over a candle, gas, or alcohol flame, solder being fed in as it melts. Wire to be tinned is first cleaned with steel wool or fine sandpaper, then dipped into the molten solder.

Dip-soldering is also feasible with articles of suitable size and shape. Fresh solder must be added periodically to make up for losses and to maintain the layer of flux on the surface. —W.B.L.


QUICK BATTERY-HOLDER CONNECTIONS

Experimenting with transistors? Try this dodge: solder small Fahnestock clips onto the lugs of the battery holders as shown in the photo. Quick connections can then be made to the holders without further soldering, and without using alligator clips or battery clips which tend to pull sideways and short against one another.

An Acme battery holder holding four size "AA" penlite cells is shown in the photo. By means of the Fahnestock clips, the cells can be quickly connected in series or in parallel, or the pack can be easily tapped for any voltage from 1½ to 6. Many combinations of connections can be made. For example, the photo shows a connection giving 4½ volts, with another giving 1½ volts.

The Fahnestock clips can easily be soldered

to the battery-holder lugs if you use a little soldering paste and plenty of solder. After



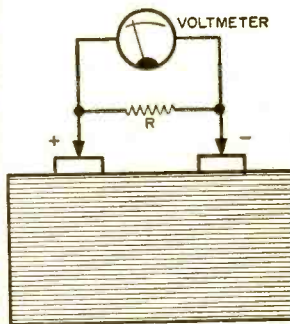
soldering, clean the entire assembly with Ajax kitchen cleaner and an old, soft toothbrush; then rinse off with hot water. —A.T.

SALVAGING WEAK "B" BATTERIES

Most radio "B" batteries come in units consisting of a number of separate 15- to 18-volt

cells wired in series to give the necessary voltage. Often, one cell will deteriorate more rapidly than the others and build up a large internal resistance, making the entire battery seem dead. This is especially true if the battery has been allowed to remain on the shelf or in a radio which is not used very much. If you collect a number of old batteries, the defective units from each can be removed and the good cells rewired together in series to give usable units. Care must be taken to observe correct polarity when rewiring.

Cells can be checked by first taking a voltmeter reading to make sure that there is a potential difference of (at least) 15 to 18 volts between the terminals, and then shunting the battery with a resistance on the order of 10,000 ohms. The meter should read a constant 15 to 18 volts for a minimum of about five seconds. —J.R.



CELL BEING TESTED

TIN-FOIL AIDS TV RECEPTION

If the picture on your TV set is marred by interference from an FM station or any other nearby transmitter, here is an easy stunt that may effect an improvement.

Wrap a 2"x2" length of household aluminum foil snugly around the twin-line antenna lead where it is connected to the set. Slide the foil slowly along the twin line in the direction of the antenna while watching the TV

(Continued on page 106)



NOW...there's a GARRARD

**Auto-Manual
Record Changer
for every
hi-fi system**



World's Finest
**RECORD PLAYING EQUIPMENT
from Manual Players to
Professional Transcription
Turntables**

New
RC 88
Deluxe Changer
\$54⁵⁰
net

Full manual and automatic positions. True-turret drive... uses no belts. 4-pole "Induction Surge" motor. Fool-proof Garrard Pusher Platform.



New
RC 121
Mixer Changer
\$42⁵⁰
net

Garrard's most compact, economical changer - fits any cabinet. Simpli-Mix Operation permits stacking all record sizes together. 4-pole motor. Manual position.



New
RC 98
Paper Changer
\$67⁵⁰
net

All RC 88 features, including full manual position and true-turret drive, PLUS continuous + or - variable speed control on all 3 speeds.



301
Turntable
\$89⁰⁰
net

Supreme in its class. Individual card gives performance measurements for each unit. Dynamically balanced cast aluminum turntable. Heavy-duty 4-pole shaded motor.



Model T
Manual Player
\$32⁵⁰
net

This is the answer for a quality budget system. Incorporates all record playing features of the famed RC 80 record changer. 4-pole motor; automatic stop.

MAIL THIS COUPON TODAY

All Garrard and other B.I.C. components are illustrated and described fully in the B.I.C. High Fidelity Plan Book, a useful guide in planning any hi-fi system.
A quality-endorsed product of the B.I.C. Group



To: British Industries Corporation Dept. GF-356
Port Washington, N. Y.

Please send B.I.C. High Fidelity Plan Book.

Name _____
Address _____
City _____ Zone _____ State _____

build your own

HEATHKIT




... and have fun doing it!

Circuit boards cut assembly time in half

1% resistors insure instrument accuracy.

High impedance and high sensitivity.

Attractive styling—functional design.



MODEL V-7A

\$24⁵⁰

SHIPPING WT. 7 LBS.

Every Heathkit comes complete with detailed step-by-step instructions and large pictorial diagrams that insure successful construction—even for the beginner. Enjoy both the satisfaction and the economy of "building it yourself."

etched circuit vacuum tube

voltmeter kit

In addition to measuring AC (rms), DC, and resistance, the modern-design V-7A incorporates facilities for peak-to-peak measurements. These are essential in FM and television servicing.

AC (rms) and DC voltage ranges are 1.5, 5, 15, 50, 150, 500, and 1500. Peak-to-peak AC voltage ranges are 4, 14, 40, 140, 400, 1400, at 4,000. Ohmmeter ranges are X1, X10, X100, X1000, X10K, X100K, and X 1 megohm. A db scale is also provided. Polarity reversing switch provided for DC measurements, and zero center operation is within range of the front panel

controls. Employs a 200 microampere meter for indication. Input impedance is 11 megohms.

Etched metal, pre-wired circuit boards insure fast, easy assembly and result in reliable operation. Circuit board is 50% thicker for more rugged physical construction. 1% precision resistors used for utmost accuracy.

Heathkit

HANDITESTER KIT



MODEL M-1
\$14⁵⁰

Shpg. Wt. 3 lbs.

The Model M-1 measures AC or DC voltage at 0-10, 30, 300, 1000, and 5000 volts. Measures direct current at 0-10 ma and 0-100 ma. Provides ohmmeter ranges of 0-3000 (30 ohm center scale) and 0-300,000 ohms (3000 ohms center scale). Features a 400 microampere meter for sensitivity of 1000 ohms per volt. Handy and portable. Will fit in your coat pocket, tool box, glove compartment, or desk drawer.

Heathkit VOM KIT



MODEL MM-1

\$29⁵⁰ Shpg. Wt. 6 Lbs.

20,000 ohms/v. DC and 5,000 ohms/v. AC sensitivity. Ranges (AC and DC) are 0-1.5, 5, 50, 150, 500, 1500, and 5000 v. Direct current ranges are 0-150 ua, 15 ma, 150 ma, 500 ma, and 15 a. Resistance ranges provide center-scale readings of 15, 1500 and 150,000 ohms. DB ranges cover -10 db to ±65 db.

Features 4½" 50 ua meter and 1% precision resistors.

HEATH COMPANY A Subsidiary of Daystrom, Inc.
BENTON HARBOR 5, MICHIGAN

Heathkit 3" oscilloscope kit

ETCHED CIRCUIT



MODEL
OL-1

\$29.50 Shpg. Wt.
14 Lbs.

This compact little oscilloscope is just the ticket for use in the ham shack or home workshop. Measures only 9½" H. x 6½" W. x 11¾" D. Weighs only 11 pounds.

Employing etched metal circuit boards, the Model OL-1 features vertical response with in ± 3 db from 2 cps to 200 kc. Vertical sensitivity is 0.25 volts rms per inch, peak-to-peak, and sweep generator operates from 20 cps to 100,000 cps. Provision for direct RF connection to deflection plates. Incorporates many features not expected at this price level. The 8-tube circuit features a type 3GP1 cathode ray tube.

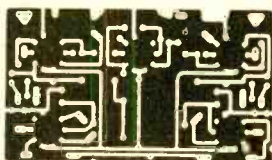
Push-pull vertical and horizontal amplifiers.

Light weight and small size for portability.

Good sensitivity and broad frequency response.

Etched metal circuit boards for simplified assembly.

Attractive panel and case styling.



Cathode-follower output for isolation.

No oscillator calibration required.

Covers 160 kc to 220 mc (including harmonics).



Heathkit

signal generator kit

This signal generator covers 160 kc to 110 mc on fundamentals in 5 bands. Calibrated harmonics extend its usefulness up to 220 mc. The output signal is modulated at 400 cps, and the RF output is in excess of 100,000 microvolts. Output controlled by both a continuously variable and a fixed step attenuator. Audio output may be obtained for amplifier testing.

MODEL
SG-8

\$19.50

Shpg. Wt.
8 Lbs.

This is one of the biggest signal generator bargains available today. The tried and proven Model SG-8 offers all of the outstanding features required for a basic service instrument or for use in experimenting in the home workshop. High quality components and outstanding performance. Easy to build, and no calibration required for ordinary use.

Heathkit

grid dip meter kit

This extremely valuable instrument is a convenient signal source for determining the frequency of other signals by the comparison method. Range is from 2 mc to 250 mc. Uses 500 ua meter for indication, and is provided with a sensitivity control and headphone jack. Includes prewound coils and rack. For hams, experimenters, and servicemen.



MODEL GD-1B

\$19.50

Shpg. Wt. 4 Lbs.

Heathkit ANTENNA impedance meter kit

Used in conjunction with a signal source, the Model AM-1 will enable you to measure RF impedance. Valuable in line matching, adjustment of beam and mobile antennas, etc. Will double as a phone monitor or relative field strength indicator. A 100 micro-ampere meter is employed. Covers the impedance range from 0 to 600 ohms. An instrument of many uses for the amateur. Easily pays for itself through the jobs it will perform.



MODEL
AM-1

\$14.50 Shpg. Wt.
2 Lbs.

HEATH COMPANY A SUBSIDIARY OF
DAYSTROM, INC.
BENTON HARBOR 5, MICHIGAN



MODEL VF-1

\$19.50

Shpg. Wt. 7 Lbs.


a socket on the Heathkit Model AT-1 transmitter, or supplied with power from most transmitters.

Features illuminated and pre-calibrated dial scale. Cable and plug provided to fit crystal socket of any modern transmitter.

Heathkit vfo KIT

- ☆ 6AU6 electron-coupled oscillator.
- ☆ 0A2 voltage regulator tube for stability.
- ☆ Smooth-acting illuminated dial.
- ☆ Easy to build and attractively styled.

Extra features include copper-plated chassis, ceramic coil forms, extensive shielding, etc. High quality parts!



SPECIFICATIONS:

RF Amplifier Power Input . . . 25-30 watts
Output Connection 52 ohms
Band Coverage 80, 40, 20,
15, 11, 10 Meters

Tube Complement:
5U4G Rectifier
6AG7 Oscillator-Multiplier
6L6 Amplifier-Doubler

Heathkit CW amateur transmitter kit

This CW transmitter is complete with its own power supply and covers 80, 40, 20, 15, 11, and 10 meters. Incorporates such outstanding features as key-click filter, line filter, copper plated chassis, pre-wound coils, and high quality components. Employs a 6AG7 oscillator, 6L6 final amplifier. Operates up to 30 watts plate power input.


MODEL AT-1

\$29.50

Shpg. Wt. 15 Lbs.

Single-knob band-switching for 80, 40, 20, 15, 11 and 10 meters.
Plate power input 25-30 watts.


Panel meter monitors final grid or plate current.
Best dollar-per-watt buy on the market.




Slide-rule dial-electrical band-spread-ham bands marked.

Slug-tuned coils and efficient IF transformers for good sensitivity and selectivity.

Transformer-operated power supply for safety and high efficiency.



Heathkit COMMUNICATIONS TYPE all band receiver kit



\$27.95

MODEL AR-3
Shpg. Wt. 12 Lbs.

CABINET: Fabric-covered cabinet available. Includes aluminum panel, speaker grille, and protective rubber feet. Measures 12-1/4" W. x 6-3/4" H. x 7-3/4" D. No. 91-15. Shpg. Wt. 6 Lbs. \$1.50.

The Model AR-3 covers from 550 kc to 30 mc on 4 bands. Covers foreign broadcast, radio hams, and other interesting short wave signals.

Features good sensitivity and selectivity. Separate RF and AF gain controls—noise limiter—AGC—VFO, headphone jack—5 1/2" PM speaker and illuminated tuning dial.

SPECIFICATIONS:

Frequency Range . . . 550 kc to 30 mc on four bands

- Tube Complement . . . 1—12BE6 oscillator and mixer
1—12BA6 IF amplifier
1—12AV6 second detector, AVC, first audio amplifier and reflex BFO
1—12A6 beam power output
1—5Y3 full wave rectifier

HEATH COMPANY A SUBSIDIARY OF DAYSTROM, INC.
BENTON HARBOR 5, MICHIGAN

**HEATHKIT ECONOMY 7-WATT
HIGH FIDELITY
amplifier
kit**



MODEL A-7D
\$16.95 Shpg. Wt.

This is a 7-watt high fidelity amplifier that will produce more than adequate output

for normal home installations. Its frequency characteristics are $\pm 1\frac{1}{2}$ db from 20 to 20,000 cps. Output transformer is tapped to match speakers of 4, 8, or 16 ohms. Separate bass and treble tone controls provided. Features potted transformers, push-pull output, and detailed construction manual for easy assembly.

MODEL A-7E: Provides a preamplifier stage with two switch-selected inputs and RIAA compensation for low-level cartridges. Preamplifier built on same chassis as main amplifier. Model A-7E. Shipping weight 10 lbs. **\$18.50.**



Free 52-Page 1956 Catalog

Describes more than 65 interesting "build-it-yourself" projects. Amateur equipment, hi fi amplifiers, and the complete Heathkit line of test instruments. Get yours today!


HEATHKIT BROADCAST BAND

**receiver
kit**

**MODEL
BR-2**

Shpg. Wt.
10 lbs.

\$17.50 Less Cabinet



You can build this table model radio and learn about radio circuit and parts during assembly. Complete instructions simplify construction, even for the beginner. Covers 550 to 1600 kc and features miniature tubes, $5\frac{1}{2}$ " PM speaker, and built-in antenna.

CABINET: Fabric-covered plywood cabinet as shown. Parts #91-9, shipping wt. 5 lbs. **\$4.50**

HEATHKIT HIGH FIDELITY

fm tuner kit



MODEL FM-3

\$24.50

Shpg. Wt.
7 lbs.

Tunes from 88 to 108 megacycles and features sensitivity and selectivity not expected at this price level. Cabinet supplied with the kit. Built-in power supply and a stage of audio to insure adequate output. Easy to build from step-by-step instructions and large pictorial diagrams.

MAIL TO HEATH COMPANY A Subsidiary of Daystrom, Inc. BENTON HARBOR 5, MICH.

**order
blank**

From _____

SHIP VIA

- Parcel Post
- Express
- Freight
- Best Way

PLEASE PRINT

QUANTITY	ITEM	MODEL NO.	PRICE

Enclosed find () check () money order for
Please ship C.O.D. () postage enclosed for _____ pounds.

On Express orders do not include transportation charges—
they will be collected by the express agency at time of delivery.

ON PARCEL POST ORDERS
insure postage for weight shown.

ORDERS FROM CANADA and APO'S
must include full remittance.

picture for an improvement. What you are actually doing is using the inductance and capacitance of the twin line and the foil to tune out the interference.

When the point of best reception is found, squeeze the foil tightly around the twin line and tape it in place. Wrap a second piece of foil around the twin line on the antenna side of this point and move it along the line toward the antenna, as before, until a second point of improvement is found. Squeeze and tape this one in place. Additional foil may be added in the same manner. —F.H.T.

WATCH THOSE SPEAKER GASKETS!

On most receivers, a rubber or fiber gasket fits into a groove on the chassis. The speaker is then forced slightly against this gasket. If the gasket is missing, or if it is damaged or twisted, any slight speaker noise will be amplified and vibrations may be set up. Therefore make sure the gasket is installed properly before replacing the speaker. —H.L.



Typewriter with a Memory

(Continued from page 39)

tory, located on the campus of Columbia University.

Mr. Seeber's initial concept called for a rotating magnetic-drum memory, the most common type of memory in use in compu-

ters today. The drums are coated with magnetic recording tape. Magnetic recording heads insert information on the drums, which rotate at about 3000 rpm. Due to the limited availability and high cost of magnetic-drum memories five years ago, Mr. Seeber turned to a simple and comparatively inexpensive plugboard memory. The plugboard is a half-inch-thick sheet of plastic about 18" high x 24" wide.


Not permanently mounted in the memory apparatus, the plugboards can be removed from their sliding frames much as a slide is inserted and removed from a projector. Therefore, a number of boards can be used with each Wordwriter in an office. A completely wired board is not too heavy for a woman to lift and press into the frame. When the plugboard is locked in the frame, male contacts in the back of the board are pressed into mating contacts in the frame.

If a larger capacity memory were employed, Mr. Seeber has reason to believe that a secretary could remember the keys coded to many times 42 phrases—perhaps up to 800 phrases. If the memory has a greater phrase capacity than the number of keys on the typewriter, then two keys could be depressed at the same time to trigger the additional phrases over 42.—Mel Mandell.

—50—

ESSE SUMMER SPECIALS

SELSYNS only \$3⁹⁵ ea.
\$7⁵⁰ per pair



110 Volt
60 Cycle

Navy type 5 (approx. 6 1/2" L x 3 1/2" dia.). Original cost \$180. Many interesting & useful applications such as remote tuning, beam rotators & indicators, wind direction indicators, etc. Simple to hook to your house current. Low drain for continuous use. Don't pass this value. Order motors, generators, transformers, and differentials all at this price. Ship. wgt. 6 lbs., ea. **\$3.95**

Per pair.....\$7.50

RL-42 ANTENNA REEL AND MOTOR




BRAND NEW

\$1.95

10 for \$17.50

LEEDS-NORTHRUP MICROMAX RECORDERS



Strip type recorders used for controlling and recording a wide variety of processes. Used originally for temp. range of 350-550 degrees C. May be changed for other applications. Operates on Wheatstone bridge principle using AC galvanometer movement. Original cost several times our price. Units were removed from demilitarized equipment which in many cases was new. Sold as used and guaranteed. Money back if not satisfied. Price each..... **\$179.50**

100 CRYSTALS—All New—\$6.95

All new assorted freq. in various types of holders. Many ham bands and not picked for a bargain. Any one worth the total price. 100 only.....\$6.95

BC-455-B Command Receivers



BC-455-B Used...\$3.95
6-9.1 Mc. New...\$5.00
R28/ARC-5 100-156 Mc. New...\$14.95

Transmitters:

3-4 Mc. Like New.....\$6.95
4-5.3 Mc. Like New.....\$4.95
5.3-7 Mc. Like New.....\$4.95
100-156 Mc. Like New.....\$17.95

KEROSENE OR GASOLINE HEATER New—\$6.95

The Evans blue flame heater with an output of approx. 50,000 BTU. Ideal for garage or shack where not confined. Cost Government many times price. Size 10" dia. by 12" high. Shipped in original packing, wgt. 47 lbs. Your price, Brand New.....\$6.95



RADIOSONDE XMTR F69/AMT-2

397 Mc. weather balloon job they are using for the RC models. Brand new with the tubes. Size 6 7/8" x 5" x 2 3/4". Ship. wgt. 3 lbs.....\$1.95

R-1/ARR-1 RECEIVER—\$1.95

Close out of this popular 220 Mc. converter. New (demilitarized) with tubes. Ship. wgt. 6 lbs..... Now \$1.95

ESSE RADIO CO • 42 WEST SOUTH ST • INDIANAPOLIS 25, INDIANA

POPULAR ELECTRONICS

Electron Tubes With Energy Like The Sun

SOLAR ELECTRONICS


To insure only top quality merchandise Solar Electronics "set tests" each electron tube in powerfully loaded chassis!

Here is Our New Guarantee Policy:
 Money back within 5 days of receipt of merchandise PLUS 6 year free factory replacement.
ALL TUBES ARE CODED BY MONTH AND YEAR!

FREE INTRODUCTORY GIFTS Clip This Ad

With every order of \$15 or more—one 6SN7GT, one 6W4GT, 5 assorted resistors, 5 assorted attractively colored tube cartons; or with every order of \$30 or more—1 RCA Cheater Cord, 5 assorted resistors, one 6SN7GT, one 6W4GT, one 6K6GT and Vidair, 2 set Coupler.

FREE BONUS OFFER!



Model 625K

A terrific Eico tube Tester or TV FM Sweep Generator FREE when you buy \$200 worth of receiving tubes or more within 60 days at Solar. Tester or generator may be bought outright from Solar for \$33.50.

ANTENNA SPECIALS

COMPLETE OUTDOOR ALL CHANNEL CONICAL \$845
 Includes: 8 element antenna with cross-bar, 5 ft. seamless aluminum mast chimney mount or 7" wall bracket, 8 stand offs, 50 ft. or 300 ohm wire. State your need! List \$15!

NEW INDOOR ANTENNA \$375
 Brings in UHF and VHF. Use on top of TV.
 List \$9.95. YOUR PRICE

USED TV SETS

Picture tube guaranteed to work.

Table Model	Console
10 inch set	\$17.50 \$20.00
12 inch set	\$22.50 \$25.00
14 inch set	\$27.50 \$30.00
16 inch set	\$32.50 \$35.00
17 inch set	\$36.00 \$38.50

19", 20", and 24" Sets—Prices on request.

FAMOUS MAKE TEST EQUIPMENT! TUBE TESTER KIT

In carrying case! \$33.25
 Factory wired, \$44.95.

VACUUM TUBE VOLTMETER KIT \$24.95
 Factory wired, \$37.50.

FLYBACK TRANSFORMER and YOKE TESTER KIT \$21.75
 Factory wired, \$31.75.
 Test Equipment Factory Guaranteed For One Year!

ALL PARTS SHIPPED F.O.B. HARRISON, N. J.

EASY TERMS!

We pay all postage or freight in U.S.A., Territories and APOs. 25¢ handling on orders less than \$5. Please send 25% deposit with C.O.D.'s. Remember! Your money cheerfully refunded within 5 days if you are not completely satisfied.

Visit our tube and parts showroom next time you're in Harrison. A free gift awaits you!

PICTURE TUBE SPECIALS!

Brand New—RCA Licensed—One Year Guarantee

Type	Price	Type	Price	Type	Price	Type	Price
10BP4 or A	\$11.25	16AP4 or A	\$18.95	16LP4 or A	\$18.75	19PP4 or A	\$23.50
10FP4	\$14.95	16CP4 or A	\$18.95	16RP4	\$18.50	20CP4 or A	\$24.25
12LP4 or A	\$13.95	16DP4 or A	\$19.45	16RP4	\$18.50	20PP4 or A	\$24.50
12QP4	\$13.95	A	\$18.75	16ZP4 or A	\$19.25	21AP4	\$27.50
12JP4	\$13.25	16EP4	\$19.45	A	\$19.85	21BP4	\$28.25
12UP4	\$14.95	16GP4	\$19.25	17BP4	\$20.85	21FP4	\$28.25
12BP4 or A	\$15.95	16HP4 or A	\$18.75	17CP4	\$21.25	21PP4	\$28.25
14CP4	\$15.95	A	\$18.75	17GP4	\$23.95	24AP4	\$44.95
15DP4 (for Dumont)	\$17.95	16A4 or A	\$18.75	19AP4	\$23.95		

All Picture Tubes shipped F.O.B. Harrison, N. J.

BIGGEST VALUES! BIGGEST SELECTIONS!

PARTIAL LIST ONLY!

Type	Price	Type	Price	Type	Price	Type	Price
0A2	.67	6AC7	.65	6SN7GT	.53	12SH7	.59
0D3/VR150	.90	6AF4	.85	6S0	.37	12SJ7	.44
0Z4	.44	6AG5	.50	6S57	.47	12SK7	.44
1A4P	.30	6AG7	.75	6T4	.89	12SL7GT	.59
1A7GT	.45	6AH4GT	.65	6T8	.65	12SN7GT	.53
1AZ2	.65	6AH6	.65	6U8	.73	12SQ7	.35
1B3GT	.63	6AK5	.57	6V3	.77	12V6GT	.44
1C5GT	.65	6AL5	.38	6V6GT	.44	12X4	.35
1D5GP	.40	6AN4	1.25	6W4GT	.38	14A5	.90
1E7GT	.40	6AN8	.99	6W6GT	.55	16A7	.44
1H4G	.35	6AQ5	.45	6X4	.35	14B6	.39
1H5GT	.45	6A5E	1.50	6X5GT	.35	14E6	.59
1L4	.47	6AT6	.36	6X8	.75	14E7	.59
1L6	.53	6AU4GT	.70	6Y6G	.49	14F7	.59
1L8	.55	6AU5GT	.60	7A4	.44	14F8	.69
1LC6	.81	6AU7	.85	7A5	.53	14N7	.69
1LH4	.55	6AV6	.36	7A7	.44	19Q6G	1.10
1LN5	.51	6AX4GT	.65	7B4	.43	24A	.35
1NSGT	.53	6AX5GT	.59	7B8	.40	25B6GT	.75
1R4P	.88	6B8	.75	7B8	.44	25C6	1.10
1R5	.58	6BA6	.45	7B7	.44	25L6GT	.45
1S5	.41	6BA7	.55	7B8	.44	25W4GT	.42
1T4	.49	6AV5GT	.65	7C4	.44	25Z5	.39
1T5GT	.57	6BE6	.48	7C5	.44	25Z6GT	.35
1U4	.55	6BF5	.48	7C6	.44	26	.48
1U5	.41	6BG6G	1.10	7E5	.59	.27	.29
1V2	.63	6BH6	.52	7F7	.59	32L7GT	.53
1X2	.65	6BJ6	.49	7F8	.69	35	.32
2A7	.59	6BK5	.75	7H7	.69	35 S1	.33
2X2A	.55	6BL7GT	.69	7J7	.69	35A4	.44
3A4	.58	6BN6	.60	7K7	.69	35B5	.48
3A5	.55	6BQ6GT	.75	7M7	.54	35C5	.48
3AL5	.48	6BQ7	.80	7X7	.69	35L6GT	.45
3AU6	.48	6BY5G	.60	7Y4	.39	35W4	.35
3BC5	.56	6BZ7	.80	7Z4	.39	35Z4	.35
3BN6	.65	6C4	.35	12A86	.45	52Z5GT	.35
3CB6	.58	6C86	.50	12AT6	.38	55	.37
3Q4	.45	6CDE6G	1.10	12AT7	.65	39	.44
3Q5GT	.55	6CUB	.90	12AUG	.42	50A5	.44
3S4	.52	6C6	.45	12AU7	.52	50B5	.48
3V4	.52	6F6	.40	12AV6	.38	50C5	.48
4BQ7	.92	6H5	.42	12AV7	.73	50L6GT	.45
4E27	.97	6J4	1.50	12AX4GT	.67	75	.40
5AQ5	.52	6J5	.38	12AX7	.69	77	.40
5I6	.60	6K6	.50	12A27	.65	77	.40
5U4G	.45	6KG4T	.36	12B4	.69	78	.40
5U8	.68	6L8	.65	12B47	.69	80	.35
5V4G	.56	6S8GT	.74	12BE6	.45	84/6Z4	.41
5X8	.78	6SA7	.44	12B7H	.59	117L7GT	1.39
5Y3	.29	6SCT	.50	12BY7	.64	117N7GT	1.29
5Y4G	.35	6SF5	.60	12C6	1.09	117P7GT	1.29
5Z3	.40	6SH7	.43	12K7	.43	117Z3	.35
6A7	.55	6SJ7	.43	12Q7	.807	117Z6GT	.60
6B4	.45	6SK7	.44	12SA7	.43	1619	.59
		6SL7GT	.53	12SQ7	.59	9002	1.19

TO QUANTITY USERS!

Your initial order of \$150 or more entitles you to our special 10% discount or free Deluxe "60" Remington Razor. State your choice. This offer not good if you are taking advantage of free tube tester or generator offered elsewhere in this ad.

SOLAR ELECTRONICS

Post Office Square
Harrison, N. J.

ESsex
4-5300

Transistor Topics

(Continued from page 77)

on a dime. The M-1 is hermetically sealed in a metal can. It is a germanium *p-n-p* junction transistor.

On the components front, United Transformer Corporation (150 Varick Street, New York 13, N. Y.) has introduced a new series of subminiature audio transformers. Called the Deci-Ouncer Transformer series (DOT's for short), these units are hardly bigger than a pencil's eraser, having a volume of only 0.03 cubic inches. With an efficiency 30% greater than conventional transformers, they can be used at levels of 100 milliwatts.

Things-To-Come. There should be some transistorized auto receivers available this fall, more "hybrid" (part tube, part transistor) portable and home receivers, high-frequency (100-mc. and higher) transistors before the end of the year. . . . Other types of semiconductor devices are being developed and will be available—*tetrode* transistors, *double-based* diodes, more types of power transistors, and transistors using semiconductors other than germanium and silicon.

New Book. Interested in light-powered circuits? You'll want to get a copy of the new paper-bound booklet, *The Use of Selenium Photocells and Sun Batteries*, by John Sasuga. If not available locally, write to the International Rectifier Corporation, 1521 East Grand Avenue, El Segundo, Calif. . . . price is one dollar and fifty cents (\$1.50).

This book is chock-full of information and features many practical circuits . . . with part values! Included are sensitive relays, photometers, unusual relays, light beam transmitters and receivers, charts, tables, etc.

New Transistor. As we go to press, Raytheon announces a new low-cost r.f. transistor, to be called the CK768, and which will retail at \$1.50. Look for more dope in my next column on this item.

That's it for now . . . see you next month . . .

Lou

Wired-Wireless Receiver

(Continued from page 65)

ing this plug into a socket on a tape recorder that has been equipped with an electrically controlled clutch permits remote control of the playback or recording. In this way, you can record desired selections from radio or TV even though you may be busy elsewhere in your home.

A unit can be mounted inside a tele-

vision set and the relay contacts wired across the loudspeaker terminals so that the speaker is short-circuited whenever the receiver is energized. Thus, you can sit across the room and silence a television commercial simply by flicking the nearby transmitter switch. When the picture clears up, switch the transmitter back to standby and the sound will instantly return.

-30-

The SWL's Friend

(Continued from page 80)

the tuner has an undesirable effect on the receiver's oscillator, this effect is called "pulling." Pulling is indicated when you can receive no stations with the "Peaker" connected. Sometimes the receiver may break into instability and howl. If you use fewer turns on the link coil, *L2*, or move *L2* further away from *L1*, you can reduce the coupling and the pulling effect.

-30-

Disc and Tape Review

(Continued from page 72)

is mainly for strings and woodwinds, with flute and oboe solos quite prominent. Out of the 15 recordings in the LP catalog, only four can be considered as worth your attention.

The best-sounding version and, coincidentally, one of the best performances, is that of D. E. Inghelbrecht on Angel 35103. Inghelbrecht is generally considered *the* Debussy interpreter, and a "listen" to his reading is pretty convincing evidence in support of this reputation. In his meticulous attention to tempi, his expressive dynamics and carefully modeled phrasing, it is easy to perceive the study he has devoted to the work. He also manages to evoke some particularly splendid playing from his orchestra, and the result is a wholly beautiful performance. Soundwise, this is typical of Angel's best efforts . . . the string tone is that luminous, almost transparent texture that is so nicely suited to this type of repertoire, and quite clean and edgeless as an added virtue. Woodwind sound is gorgeous . . . and why shouldn't it be? After all, the woodwinds are a French specialty and here we have a French orchestra, playing French music, under a French conductor, and the recording was made in Paris! That certainly should have been enough inspiration! All this fine playing is cloaked in very live, spacious acoustics, wide frequency and dynamic range.

Next in line is Dr. Stokowski once again,

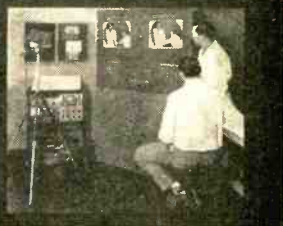
and on the same record as *Clair de Lune*—making this an exceptionally good buy. Stokowski's reading is typical of him . . . he brings out subtleties and nuances in the score wholly missing in the readings of many others, and above all, imbues his reading with a great deal of color and expression. Stokowski has always been an expert at getting good playing from an orchestra, and this disc is no exception . . . here we have typically lush string tone and good woodwind sound, too. Stokowski has a habit of using the top talent he can find for certain key instruments. I can well remember that if he planned to record a work which called for a lot of woodwind scoring, especially for flute, he would fly in people like Julius Baker—one of the world's great flute men—from Chicago or even further. The sound on the Stokowski disc is better than it should be . . . meaning that for the period in which it was made the general level from Victor was not as good. That's another facet of Stokowski which has contributed mightily to his success . . . he has a devoted interest in high-quality sound reproduction and has done much in the way of orchestral seating experiments and in microphone placements to add realism to his recordings. Frequency and dynamic range is fairly wide. Groove distortion, a fault of some

early LP's, was not noticeable. Add nice live acoustics, and you have a disc of more than passable quality.

The third disc in question has still another conductor whose name has long been associated with the music of Debussy. I refer to Ernest Ansermet, whose reading of *The Faun* is on London LD9031. One would be splitting hairs to prefer the Inghelbrecht or Stokowski performances over that of Ansermet, or vice versa. Ansermet's tempi are perhaps a shade faster, his dynamic shadings not as extreme, and in terms of orchestral balance he doesn't manage quite as well as the other two conductors. But these are very minor factors, and generally Ansermet's is a splendidly conceived and expertly executed performance. He has also been favored with some of London's fine sound—the strings being especially smooth and clean, and the important woodwinds having a very "live" breathy sound. Some inner groove distortion was the only thing that marred a generally good sonic picture.

The other disc for our consideration is part of a three-record album on Angel 3518C. Conducted by Igor Markevitch, a rising star in Europe, the album is entitled "Homage to Diaghalev," and consists mainly of the ballet music that was associated with his name. The sound is very

INDUSTRIAL ELECTRONIC— AUTOMATION TECHNICIANS Desperately Needed!



Never in history has there been such a tremendous demand for Electronic technicians at the servicing, maintenance and assistant Engineering level, in all fields of electronics. Industries, Businesses, large and small are turning to Electronically controlled machinery . . . **AUTOMATION!**

Whether it's a Robot airplane, an automobile plant with an integrated line of machines, a Sensing Device, Computing System or Communications—each re-

quire electric power applied through automatically controlled processes. This means there are positions open at all levels and phases for Electronic Technicians.

- TOP PAY
- UNLIMITED OPPORTUNITY
- SECURE FUTURE

Bailey electronic students learn Industrial Television on specially designed equipment such as this panelboard, which is a multiple camera and screen control. The Bailey Electronic course includes an outstanding comprehensive program in radio and TV receiver servicing.

Let us send you FREE, without obligation, complete details of our Resident Electronic Training Program—originated by Bailey Schools—acclaimed by Electronic Engineers. See how you save time as you learn-by-doing with intensive laboratory work on the most recently developed Electronic equipment, plus classroom required physics, mathematics, etc.

We help you find part time work while in our school—help place you with America's leading companies after graduation. Act now—mail coupon today!

VETERAN APPROVED

Bailey Technical Schools
1626 S. Grand • St. Louis 4, Mo.

MAIL TODAY

Please mail immediately this free booklet without obligation.

FREE BOOKLET

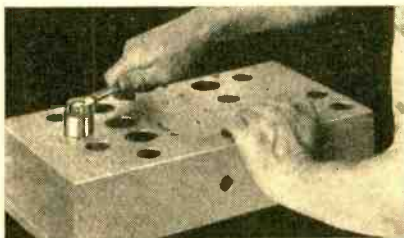
Name _____

Address _____

City _____ State _____




SAVE HOURS OF WORK



quickly make round, square, key and "D" openings with Greenlee Radio Chassis Punches


In 1½ minutes or less you can make a smooth, accurate hole in metal, bakelite or hard rubber with a GREENLEE Punch. Easy to operate . . . simply turn with an ordinary wrench. Wide range of sizes. Write for details. Greenlee Tool Co., 2386 Columbia Ave., Rockford, Ill.



GREENLEE

PERFECT for orderly SMALL PARTS STORAGE!

MULTI DRAWERS




LOW COST! INTERLOCK TO FORM CABINETS

Store easily lost, easily scrambled small parts in these sturdy, ALL STEEL parts drawers! Precision made, two-tone green enamel finish, card holder. SPECIAL PRICE—only \$3.49 for package of 10, postpaid, standard size (5" x 2¾" x 2¼"). Also Giant size (11½" long), fine for special tools, parts, etc., 6 for \$6.49. Dividers available.



Unique key-slot system makes it easy to lock drawers at top, bottom, sides to form any shape cabinet, fit any space! NO framework required.



Multi-Drawers, Dept. AB, 302 Madison, Covington, Ky.
Please send me . . . sets of 10 std. size Multi-Drawers @ \$3.49; and
dividers @ 3c ea. Send me . . . sets of 6 Giant size Multi-
Drawers @ \$6.49; and . . . dividers @ 7c each. Enclosed is my
(check) (MO) for \$. . . Sent postpaid in US (NO COD's), guar-
anteed. Giant and standard sizes NOT interchangeable.

Name
Address

good, with the same remarks applied to the Inghelbrecht disc being appropriate here. Markevitch has not quite the grasp of the score that the other conductors have . . . he has a tendency to drag his feet. But, in spite of this, he gives an acceptable performance. There are a lot of other good things in that album if you have the money to indulge yourself.

La Mer. Debussy's great tone poem, *La Mer* (The Sea), has had a good break on records, no less than six of the ten versions being reasonably hi-fi in quality. Any consideration of *La Mer* must begin with the Toscanini recording. This is one of the Maestro's truly inspired readings, and is about as thoroughly evocative a picture of the sea as anything that has ever been done. Toscanini has been the victim of some pretty miserable sound, and when *La Mer* first was released a few years ago, it left much to be desired in sonic values. About eight or nine months ago, the record was released with a better coupling (*Iberia* instead of *Midsummer Night's Dream*), and with sound which the Victor blurb claimed had been "enhanced" over the original quality. There is a considerable difference between them all right, but even so the end result is not what one would call tops in sound. Nevertheless, the sound is better, and the truly miraculous performance makes this a most desirable disc.

Coming after a top Toscanini performance is a tough spot to be in, but the second recording in question does not suffer too much by comparison, for it is our friend Inghelbrecht again and he defers to few people in matters of Debussy. This time he is on a Westminster disc, 5327, and the sound is near the top in the *La Mer* sweepstakes. Inghelbrecht's tempi are slower than the Maestro's, but otherwise he is not much at variance with the old man . . . at least as far as adherence to the formal score is concerned. The big difference is really in the sheer vitality of the Toscanini reading and in the fact that Toscanini had a much finer orchestra. Sound on the Westminster disc is quite good but not as spectacular as some of this company's other efforts. This one was evidently made while Westminster was still having troubles, as some overload distortion is noted in a few of the big climaxes. Outside of that, it is nice wide-range stuff with superb acoustic perspective. Strings are just a mite edgy for my taste, brass is good and bright, and there is fine intonation on the woodwinds and some heavy accurate percussion.

Number 3 man on the *La Mer* totem-pole is Von Karajan on Angel 35081. This is supposed to be repertoire far outside the

ken of Von Karajan, but you wouldn't think so on hearing his reading, which is eminently satisfying. Sure, he has certain little mannerisms which annoy at times, and some of his ideas on phrasing give one pause, but by and large he gets a sound reading and some fabulous playing from his wonderful Philharmonia orchestra. The sound is a sturdier, more vigorous type than that which is usual for Angel, and is in all aspects outstandingly good.

The remaining recordings of *La Mer* vary considerably in sound quality as well as interpretation. Ansermet on London LL388 gives a good reading with fair quality sound, Monteaux on Victor LM1939 does a splendid job with the Boston Symphony, and Mitropoulos gives an indifferent performance with rather lackluster sound. In nearly all these recordings, even a good performance has a tough time—because of the blazing intensity of the Maestro's reading. He has left a memorial in this work that will be hard to topple. If sound is number one with you, then you won't go wrong on either the Westminster or the Angel recording.

Other Works. Those are the three major—or perhaps I should say most popular—of the basic Debussy works. Here are others which I think should be in a good Debussy library . . . I'll just mention what I think is the best recording of each: *Iberia*, a very exciting Spanish-flavored work of Inghelbrecht on Westminster 5327 (reviewed last month); *Nocturnes*, conducted by Antal Dorati on Mercury 50005; *Le Martyre de Saint Sebastian*, conducted by Ansermet on London LL1061; *Children's Corner Suite*, conducted by Andre Cluytens on Angel 35172; *Jeux-Poeme Danse* and *Epigraphes Antiques*, conducted by Ansermet on London LL992; *Dances Sacred and Profane*, performed by the Hollywood String Quartet on Capitol P8304; *La Damoiselle Elue*, on Victor LM1907; *Pour le Piano*, with Gieseking, on Angel 35065; and the *Quartet in G*, with the Budapest Quartet on Columbia 4668.

-50-

Under-the-Phone Crystal Set

(Continued from page 85)

top of the box, and cement the metal plate in position. Any thin sheet metal such as aluminum, copper, brass, or tin can be used.

The coil form is simply a plastic pill box 1 1/4" in diameter and 2 7/8" long. To make the coil, drill two small holes in the plastic box about 1/8" from the bottom, and anchor No. 28 cotton-covered enameled copper wire in the holes with a little cement. Leave about a 5" long pigtail in the end

Complete Training

FOR BETTER RADIO-TV SERVICE JOBS



Let these two great new Ghirardi training books teach you to handle all types of AM, FM and TV service jobs by approved professional methods—and watch your efficiency and earnings soar!

Each book is brand new. Each contains the latest data on the latest methods and equipment—NOT a re-hash of old, out-of-date material. Each is co-authored by A. A. Ghirardi whose famous RADIO PHYSICS COURSE and MODERN RADIO SERVICING were, for 20 years, more widely used for military, school and home study training than any other books of their type!

THE NEW Ghirardi RADIO-TV SERVICE LIBRARY

Almost 1500 pages and over 800 clear illustrations show step-by-step how to handle every phase of troubleshooting and servicing.

1—Radio and Television Receiver TROUBLESHOOTING AND REPAIR

A complete guide to profitable professional methods. For the beginner, it is a comprehensive training course. For the experienced serviceman, it is a quick way to "brush up" on specific jobs, to develop improved techniques or to find fast answers to puzzling service problems. Includes invaluable "step-by-step" service charts. 320 pages, 417 illus. Price \$6.75 separately. (Outside U.S.A. \$7.25)

2—Radio and Television Receiver CIRCUITRY AND OPERATION

This 669-page volume is the ideal guide for servicemen who realize it pays to know what really makes modern radio-TV receivers "tick" and why. Gives a complete understanding of basic circuits and circuit variations; how to recognize them at a glance; how to eliminate guesswork and useless testing in servicing them. 417 illus. Price separately \$6.50 outside U.S.A. \$7.00.

New low price . . . you save \$1.25

If broken into lesson form and sent to you as a "course," you'd regard these two great books as a bargain at \$50 or more!

Under this new offer, you save \$1.25 on the price of the two books—and have the privilege of paying in easy installments while you use them! No lessons to wait for. You learn fast—and right!

STUDY 10 DAYS FREE!

Dept. PE-66, RINEHART & CO., Inc.
232 Madison Ave., New York 10, N. Y.

Send books below for 10-day FREE EXAMINATION. In 10 days, I will either remit price indicated or return books post-paid and owe you nothing.

Radio & TV CIRCUITRY & OPERATION (Price \$6.50)

Radio & TV Receiver TROUBLESHOOTING & REPAIR (Price \$6.75 separately)

Check here for MONEY-SAVING COMBINATION OFFER . . . Save \$1.25. Send both of above **BIG** books at special price of only \$12.00 for the two. (Regular price \$13.25 . . . you save \$1.25). Payable at rate of \$3 after 10 days . . . if you decide to keep books and \$3 a month for 3 months until the total of \$12 has been paid.

Name

Address

City, Zone, State

Outside U.S.A.—\$7.25 for TROUBLESHOOTING & REPAIR; \$7.00 for CIRCUITRY & OPERATION; \$13.00 for both books. Cash with order, but money refunded if you return books in 10 days.

Rinehart Books are sold by leading book stores.

Build it Yourself!



Spinet, two-manual and three-manual electronic organs. Save hundreds of dollars with our easy-to-assemble kits. Designed to sound and look like a pipe organ.

Send \$1.00 for "Organ Builders Manual." Full plans for home, church and concert models. Includes parts catalog.



ELECTRONIC ORGAN ARTS
4878 Eagle Rock Blvd. • Los Angeles 41, Calif.

LEARN

RADAR MICROWAVES TRANSMITTERS CODE TV RADIO

Phila. Wireless Technical Institute
1533 Pine St. Philadelphia 2, Penna.
A Non-Profit Corp. Founded in 1908
Write for free catalog "P"

GARAGE DOOR OPENER

Actuator Mechanism \$24.50

EASY TO INSTALL, SAFE, RELIABLE
Write for information
P. E. HAWKINS CO.

631 PROSPECT KANSAS CITY 24, MO.

LEARN TELEVISION

"AT THE MOST PRACTICAL SCHOOL IN THE WEST"
WORK ON LATE MODEL SETS—USING MODERN SERVICING EQUIPMENT AND TECHNIQUES: UNDER QUALIFIED TECHNICIAN INSTRUCTORS (SHORT RESIDENT) AND (CORRESPONDENCE COURSES)—NO UNNECESSARY MATH OR THEORY—ALSO UHF AND COLOR TV.

APPROVED FOR VETS—ENROLL NOW!
Day and Night Classes Write for Free Literature
Dept. 2A—Correspondence
Dept. 2R—Resident
V. S. I. TELEVISION SCHOOL 4570 Firestone Blvd.
South Gate, Calif.

POPULAR ELECTRONICS KITS

COMPLETE KITS FOR ARTICLES
DESCRIBED IN THIS ISSUE
WRITE FOR PRICES

ALGERADIO ELECTRONICS CO.
236 N. Franklin St. IV 9-0808 Hempstead, N. Y.

of the wire for hooking up the coil later on. Wind about 88 turns and twist a small loop for the tap, then wind 30 more turns and anchor the end of the wire, leaving a pig-tail about 6" long.

Drill a 1/8"-diameter hole in the center of the bottom of the pill box, and mount the pill box to the side of the wooden box, using a round-head wood screw 1/4" long and a washer. The coil should be mounted as close to the bottom of the box as possible to keep it away from the metal plate.
—Arthur Trauffer. —30—

Maximum Fi . . . Minimum \$\$\$

(Continued from page 38)

for the record player; if you cannot devise this yourself from templates supplied, or re-use an old one which you may have, you can buy one for very little.

The Components. The Granco FM Tuner, Model T-160, uses "coaxial tuning." This is a substitute for the conventional ganged capacitor used in the front-ends of most receivers. In the Granco, a variable capacitance is achieved by sliding two glass-like members one within the other. The temperature resistance of these members, plus a frequency-compensating capacitor in the oscillator circuit, helps stabilize the tuner and obviate the need for a.f.c. Once "warmed up," the set stays tuned to the station selected. There is some drift within the over-all range of the ratio-detected slope, but its effect is negligible (maximum drift of about 30 kc. within the over-all FM bandwidth of 150 kc.). A high-Q circuit assures adequate selectivity. The tuner performs noticeably better with an antenna—and hooking some 300-ohm twin-lead to it (the length is not critical) is no task at all.

The record player is the manual kind, with no changing mechanism. This saves you space and money. If the majority of your records are LP's, you really have no need for a changer anyway. The extra money spent for a changer does not necessarily get you a better record player; it goes into the automatic mechanism that makes the "player" a "changer." The Garrard "Model T" uses a shock-mounted 4-pole motor. Its tone arm, with removable cartridge head and adjustable stylus pressure, is about as good as can be designed for a low-cost unit.

Either the G.E. or the Recoton magnetic cartridge will do very nicely as the phono pickup. The G.E. unit is the "swing-around" type for changing from micro-groove to 78-rpm stylus; the Recoton is the "turnover" kind. Each is fitted with two

TELTRON TUBES

Guaranteed! Lowest Prices Ever!

All tubes individually boxed . . . unconditionally guaranteed for one year.

GIFT OFFER!
One 6BG6 tube will be shipped FREE with any \$10 order accompanying this ad.

FREE

\$7.50 list value Bonus Box of three 6SN7 tubes and 25 assorted resistors with each order of \$25 or more, of receiving tubes only.

PICTURE TUBES

BRAND NEW • RCA LICENSED 1 YR. GUARANTEE

10BP4	11.19
12LP4	13.79
12UP4	14.25
14BP4	15.77
14CP4	15.77
15BP (for Dumort)	18.53
16CP4	18.79
16CP4	18.79
16CP4	18.69
16CP4	19.29
16CP4	19.29
16HP4	18.79
16HP4	18.79
16LP4	18.79

SPECIALS

16KP4	15.99 ea.
16RP4	15.99 ea.
16TP4	19.19
17BP4	17.99
17CP4	20.79
17GP4	21.79
17HP4	23.49
18DP4	23.19
20CP4	24.19
20DP4	24.19
21AP4	27.49
21EP4	27.49
21FP4	27.99
21YP4	27.99
24AP4	43.99
24CP4	43.99
27EP4	64.99

WE WANT NEW ACCOUNTS
If you are rated, your credit is good with us. Send for Free complete tube listing and monthly specials! Get on our mailing list. We are "Eico" distributors. Write us about special deals on test equipment.

NEW INDOOR ANTENNA
Brings in UHF and VHF. Use on all types of TV.
List \$9.95 **\$3.49**

Complete Outdoor
ALL CHANNEL CONICAL ANTENNA
Includes: 8 element antenna with crossbar, 5 ft. seamless aluminum mast chimney mount or 7" wall bracket (state your need), 8 stand offs, 50 ft. of 300 ohm wire. List \$15. **\$8.29**

ANTENNA COMPONENTS
300 Ohm TV Lead-In Wire . . . 2c ft.
3" Standoffs . . . 3c
7" Standoffs . . . 3c
5 Ft. Aluminum Seamless Mast . . . 89c
7" Wall Bracket . . . 99c
Aluminum Chimney Mount . . . \$3.49
Phileo 8-Element All Channel Antenna . . . \$4.49

PICTURE TUBE BRIGHTENER **94c**

Boland & Boyce PICTURE TUBE TESTER and REJUVENATOR . . . **\$59.95**

Sheldon Hi-Po 6SN7 . . . 89c
Sheldon Hi-Po 5U4 . . . 79c

RCA CHEATER CORD . . . 29c

Eico Tube Checker. Completely wired! List \$49.95 **\$39.25**

WELLER DUAL-LITE SOLDER GUN KIT
135 watt gun . . . dual spotlight illuminates work when iron is on. Kit includes wire soldering brush. Weller soldering aid to make tight wire twists and reopen old solder joints, pkg. of Kester Solder **\$5.49**

UNIVERSAL 4-Prong Auto Radio Vibrator. Takes care of 90% of 6 volt auto sets. Lists \$4.90 **\$1.19**

Send for Free complete tube listing and monthly specials. Get on our mailing list.

TYPE	PRICE	TYPE	PRICE	TYPE	PRICE	TYPE	PRICE
0Z4	.45	6AX4GT	.60	6SK7	.45	12SK7	.45
1A7GT	.53	6AX5GT	.60	6SJ7	.45	12SL7	.60
1B3GT	.62	6BA6	.56	6SN7GT	.60	12SN7GT	.56
1M5GT	.51	6BA7	.58	6SQ7	.40	12SQ7	.38
1L4	.51	6BC5	.48	6T8	.71	14A7	.43
1L6	.51	6BC7	.75	6U8	.76	14B6	.36
1LC6	.49	6BE6	.46	6V3	.80	14Q7	.52
1N5GT	.51	6BF9	.48	6V6GT	.43	18BG6	1.48
1R5	.51	6BF6	.48	6W6GT	.43	18L8	.71
1S5	.43	6BG6G	1.18	6WGGT	.53	25L6GT	.41
1T4	.51	6BH6	.51	6X4	.37	25BQGT	.82
1U4	.51	6B16	.51	6X5GT	.37	25W4GT	.43
1U5	.43	6BK5	.75	6X8	.80	25Z5	.55
1X2	.65	6BK7	.78	6Y6G	.61	25Z6GT	.36
1K4S	.65	6BL7GT	.78	7A8	.46	35A5	.46
3Q4	.53	6BN6	.90	7C5	.44	35B5	.48
3Q5GT	.61	6BQ6GT4	.83	7F7	.59	35C5	.48
354	.48	6BQ7	.85	7F8	.46	35L6GT	.41
3V4	.48	6BY5G	.60	7N7	.52	35W4	.33
5R4	.95	6BZ7	.95	12AT6	.37	35Y4	.42
5U4G	.43	6C4	.41	12AT7	.71	35Z3	.41
5V4	.49	6C5	.46	12AU7	.58	35Z5GT	.33
5Y3	.30	6C6B	.51	12AV6	.42	37	.59
5Y4G	.37	6C6G	1.63	12AV7	.73	43	.55
6A8	.40	6C6U	.95	12AX4GT	.60	45	.55
6AB4	.43	6D6	.59	12AX7	.61	50A5	.49
6AC7	.65	6E5	.60	12AZ7	.61	50B5	.48
6AG5	.52	6F5	.44	12B4	.72	50L6GT	.50
6AH4GT	.65	6F6	.42	12BA6	.46	50X6	.53
6AF4	1.02	6H6	.50	12BA7	.58	75	.46
6AK5	.96	6J5	.49	12BE6	.46	77	.55
6AL5	.43	6J6	.61	12BH7	.61	80	.40
6AQ5	.48	6K5	.60	12BY7	.65	84	1.20
6AR5	.48	6K6GT	.39	12H6	.50	117L7GT	1.20
6AS5	.52	6K7	.40	12J5	.40	117N7GT	1.20
6AT6	.37	6L6	.78	12K7	.40	117P7GT	1.20
6AU5GT	.60	6Q7	.40	12L7	.48	117Z3	.33
6AU6	.43	6S4	.65	12A7	.45	117Z6GT	.65
6AV5GT	.60	6SRGT	.65	12S7	.45	15J7	.39
6AV6	.37	6S7	.45	15J7	.45	15J7	.39

We have thousands of tube types too numerous to list here. On ordering types not listed take 75% of current list price for cost of tube.

USED TV SETS

In Working Condition!	16" Table	Model \$39.50
	10" Table	Model \$22.50
		Console \$25.00
	12" Table	Model \$27.50
		Console \$31.00
	14" Table	Model \$32.50
		Console \$35.00
	17" Table	Model \$45.00
		Console \$49.50
	Shipped F.O.B. Harrison, N. J.	

NEW LIBERAL TERMS
NO MIN. ORDER.
POSTAGE PAID ON ORDERS OVER \$10.00 IN U.S.A.
AP'D'S AND TERRITORIES. 100% DEPOSIT ON C.O.D.'S TO OUR CANADIAN AND FOREIGN FRIENDS; PLEASE SEND APPROX. FRGT. EXCESS WILL BE REFUNDED. ORDERS SUBJECT TO PRIOR SALE.
All parts and test equipment F.O.B. Harrison, N. J.

TELTRON ELECTRIC COMPANY

428 HARRISON AVE. DEPT. PE-6 Phone Humboldt 4-9848 HARRISON, N. J.

FREE MONEY-BACK GUARANTEED Offer!

Send check or money order for this **NEW handyman**



Soldering Gun

and get absolutely FREE a complete kit of six interchangeable soldering tips (\$2.25 value) in handy tube.

ATTENTION SERVICE MEN!
Be sure to give us the name of the distributor from whom you regularly buy.

ELECTRIC SOLDERING IRON CO., Inc.
★ Famous for quality soldering equipment since 1927 ★
7556 W. Elm St., Deep River, Conn.

Here is a new standard of soldering versatility and flexibility never before possible! The LUGER'S many tip sizes and shapes (long, short, broad, narrow, curved, straight) reach heretofore inaccessible places. Long-lived, easily switched tips won't anneal, bend nor gather residue. The LUGER'S perfect balance is a pleasure to work with, won't tire you. Fast heating, its air-cooled handsome housing twin-lights your soldering; does things no other can do. You and your handyman friends will love it. **ORDER TODAY** while limited offer lasts!
Model A Single Heat \$9.95—Model B Dual Heat \$11.95



Gentlemen: Please send me an ESICO LUGER gun with the free set of tips. I enclose my check or money order for \$. . . The name of the dealer I buy tools from is . . .
Address . . .

SELF CHARGING GEIGER COUNTER

TRANSISTORIZED
#MIC-10



NEW!
REVOLUTIONARY
GEIGER-COUNTER
1956
MODEL
ONLY
\$1995

INCLUDES

- HOLSTER
- RADIO ACTIVE SOURCE
- URANIUM OFFICIAL YEAR BOOK
- DOUBLE CRYSTAL HEADPHONES

The 1956 Model MIC-10 Geiger-Counter is a sensitive instrument embodying many new scientific principles. A unique, self-rectifying electrostatic generator furnishes the 900 volts required to operate the Geiger Tube. You may obtain only The Uranium Official Year Book (regularly \$2.00) including our radio active source both for \$1.50.

WESTWOOD RESEARCH & DEVELOPMENT LABORATORIES, INC.
14945 Ventura Boulevard Sherman Oaks, California

Enclosed is \$19.95 for my MIC-10 Geiger-Counter including holster, radio active source, year book, & headphones.

Enclosed is \$1.50 for my Uranium Official Year Book, including radio active source.

C.O.D. ORDERS ACCEPTED Name.....
DISTRIBUTORS ENCOURAGED Address.....
City..... State.....

B

DOUBLE THE PLEASURE OF YOUR HI-FI WITH A *Linthrop* TWIN EXTENSION SPEAKER



Here it is . . . a compact twin-speaker unit that connects in seconds to any hi-fi, phonograph, TV or radio, and brings the full tone of your set to any remote part of the house. Or use it in the same room for rich, all 'round sound. Made by one of America's outstanding hi-fi speaker manufacturers. Beautiful light or dark wood cabinet containing an 8" woofer and 3 1/2" tweeter, frequency range 40-15000. 4 ohm impedance. Measures 20 1/2" wide x 10" deep x 8 1/4" high. Faced with attractive grille cloth. **ORDER DIRECT TODAY . . . send just \$23.95 for complete unit postpaid and tax paid, with money back guarantee. Specify light or dark finish. Send check or money order to:**

Linthrop MFG. CO.
23 SUMMER AVE., N.W.
GRAND RAPIDS, MICH.

BRING GLORIOUS SOUND TO YOUR

- KITCHEN
- BEDROOM
- BASEMENT
- DINING ROOM
- PATIO
- REC. ROOM

MUSIC, SPORTS,
DRAMATIC SHOWS
ANYWHERE IN
YOUR HOME OR
COTTAGE AT
LOW, LOW COST!

ONLY
\$23⁹⁵
COMPLETE!

sapphire styli; the one used for LP's will serve adequately for perhaps 30 hours of play—at that time it might be best to replace it, preferably with a diamond point.

Both the amplifiers listed in the table compared favorably with each other against the standards set up. Both use similar output circuits: 6V6 tubes in push-pull, with negative feedback to an earlier stage. Equalization settings to handle most records are included. A little more could be desired in the treble and bass controls; these provide a usable range, but not the very wide kind you get in a more expensive amplifier. There is plenty of gain built into both of these units; a room 15' by 20' was filled with above-average listening level, with either volume control turned about one-third clockwise.

The BL-10 speaker system is the lowest priced complete speaker-and-enclosure package on the market. Slightly larger than a table-model radio, it is completely finished, polished, and covered on three sides with grille cloth. It may be used in any position and in any part of the room, with best results obtained by standing it on end on a shelf in—or near—the room corner. Connected to the rest of the system, its response is remarkably clean and level from about 55 cycles to 11,500 cycles. High-frequency lovers may want to add a tweeter for those elusive overtones, and it is quite easy to do so.

Another point: one BL-10 provides good, clean listening. Two, placed about ten feet apart, provide a sound quality that is rivaled only by much larger and costlier systems.

A Final Word. There it is: the budget-minded man's hi-fi system. We offer it as an example of economy shopping and careful component selection. While it may be "a good word" for many confused music lovers standing at the threshold of the world of electronics, it is by no means "the last word." Those who wish to compromise less can assemble better systems by spending proportionately more. Such systems, using representative components in various price brackets, will be described in future articles. We will also show how the present system can be improved by substituting better units discreetly.

The important thing in hi-fi is not necessarily to spend a lot of money, but to spend it wisely. "True-life adventures" with hi-fi components, now being researched by the POP'tronics staff, will provide systems to suit any taste and fit any budget—from this "lowest cost" system through the better systems, and up to a few installations that cost more than a new car. Watch for them!

—50—

The Transmitting Tower

(Continued from page 97)

News And Views

John Hugentober, WN8CSK (16), 1535 Northridge Dr., Cincinnati 31, Ohio, reports: "I have been on the air since last September and have worked 32 states and three countries, all on 40 meters. My transmitter is a converted ARC-5 "surplus" unit running 70 watts, my antenna is a doublet, and my receiver is an NC-100. My pet gripe is hams who do not QSL. I'd like a few pen pals, and I'll answer all letters received."

"Marty" Brody, KN2MDL (14), 42 Hemlock Lane, Roslyn Hts., N. Y., writes: "I have been on the air about nine months. In that time, I have worked 45 states and 17 countries in all continents. My best DX is Singapore (VS1) and Northern Rhodesia (VQ2). My transmitter is a Viking Adventurer running 50 watts and feeding a folded dipole antenna. My receiver is an NC-98. I'd like to recommend the 21-mc. band to more Novices. It is great for DX and interference is much less on it than on 3.7- and 7.15 mc. Also, I'd like skeds with Nevada, Utah and Montana."

From 33 Valley View, Tiffin, Ohio, **Roger Shultz, KN8AJF**, writes: "In two weeks on the air, I have worked 10 states, with five confirmed. My transmitter is a WRL Globe Scout running 25 watts to a 100' long-wire antenna. The receiver is an S-53A, and I have crystals

for the 3.7-, 7.15- and 21.1-mc. Novice bands."


Terry Meyers, 314 Roosevelt St., Gary, Ind., is one of the several readers of the *Transmitting Tower* who report that their new AR-3 receivers work just as I said they would in the review in the February, 1956 *Tower*. Terry adds that reducing the i.f. tube cathode resistor (part 1-8) from 820 ohms to 150 ohms increases the usable sensitivity of his receiver tremendously, especially on the highest frequency range. It is a change easy to make and well worth trying.

Irving Boime, KN6QDK (15), 447½ N. Curson, Los Angeles 36, Calif., didn't waste any time getting on the air. "I've had my license for two weeks, and I've made 42 contacts in four states. I use an AT-1 transmitter and an S-76 receiver, and I have two antennas, an 80-meter doublet, and a 40-meter long wire. I'd like a few pen pals and some ideas for a 15-meter antenna."


Wayne Ashworth, KN4CDZ, 1920 Lyons St., Winston Salem 6, N. C., says: "DX is good down here, but not from Ark., N. Dak., Ore., and Me. These are the states between me and working all states on 40 meters. This is the only band I operate, but I am planning to try 15 meters soon. I run 30 watts to an 807 (small power supply) and use an S-38D receiver. My DX is Canada, Puerto Rico, Virgin Islands, and Cuba."

"Buzz" Sadler, WN3ERJ, 815 Holland Ave., Pittsburgh, 21, Pa., announces the Pittsburgh Novice Net (PNN), which meets on 7146 kc.


WHICH TRANSMITTER KIT TO BUY?




I JUST GOT MY NOVICE TICKET, BUT WHICH KIT SHOULD I BUY?




THAT'S EASY! CHOOSE THE KIT THAT GIVES YOU THE MOST FOR YOUR MONEY!



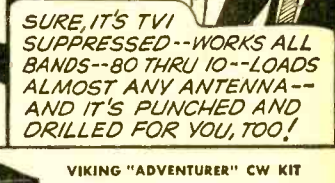
SAY, THIS VIKING "ADVENTURER" LOOKS LIKE THE ONE FOR ME!



YOU MEAN YOUR RIG WAS MADE FROM A KIT?




NOW YOU'RE TALKING!! I'VE GOT ONE AND IT'S GOT 'EM ALL BEAT!




SURE, IT'S TVI SUPPRESSED--WORKS ALL BANDS--80 THRU 10--LOADS ALMOST ANY ANTENNA--AND IT'S PUNCHED AND DRILLED FOR YOU, TOO!

LATER SAY! STEP BY STEP INSTRUCTIONS! I'LL BE FINISHED TONIGHT!


EVERYTHING IS SUPPLIED. ALL YOU NEED IS YOUR OWN KEY AND CRYSTAL.



JOHNSON MAKES A COMPLETE LINE OF TELEGRAPH KEYS, TOO. WRITE FOR FULL INFORMATION.



MAIL TODAY




VIKING "ADVENTURER" CW KIT
Compact, completely self-contained 50 watt transmitter kit. Single knob bandswitching—effectively TVI suppressed. Easy assembly by novice or experienced amateur. 80, 40, 20, 15, and 11-10 meters. Cat. No. 240-181-1 complete with tubes. **\$54⁹⁵**

E. F. JOHNSON COMPANY
3002 Second Ave., S.W., Waseca, Minnesota

Please send me a copy of Bulletin 727, which describes the Viking "Adventurer" in detail.

NAME _____
ADDRESS _____
CITY _____ STATE _____

Can you think faster than this Machine?



GENIAC set up to do a problem in check valve research

Be careful before you answer. GENIAC the first electrical brain construction kit is equipped to play tic-tac-toe, cipher and encipher codes, convert from binary to decimal, reason (in syllogisms) as well as add, subtract, multiply and divide. Specific problems in a variety of fields—actuarial, policy claim settlement, physics, etc.—can be set up and solved with the components. Connections are solderless and are completely explained with templates in the manual. This covers 33 circuits and shows how new ones can be designed. You will find building and using GENIAC a wonderful experience: one kit user wrote us: "this kit has opened up a new world of thinking to me." You actually see how computing, problem solving, and game play (Tic-tac-toe, nim, etc.) can be analyzed with Boolean Algebra and the algebraic solutions transformed directly into circuit diagrams. You create from over 400 specially designed and manufactured components a machine that solves problems faster than you can express them.

MAIL THIS COUPON

SCIENCE KITS, Dept. PE-66, Oliver Garfield Company
126 Lexington Avenue, New York 16, N. Y.

Please send me:

- 1 GENIAC Electric Brain Construction Kit and Manual.
 - \$19.95 (East of Mississippi)
 - \$20.95 (Elsewhere in United States)
 - \$21.95 (Outside the United States)
- Returnable in seven days for full refund if not satisfied.

I enclose \$ in full payment.
My name and address are attached.

NEW INVENTION

ELECTROPLATES

METALS
CHROME
SILVER
GOLD!

BRUSHES NEW PLATING ON EASILY! Builds-up a thick, new Plating with each application

Amazing new invention actually PLATES METAL as you brush! Special Appl-I-Coter uses mild, safe current of 2 flashlight batteries in handle. Just dip Appl-I-Coter in miracle solution and replating metal to a new sparkle! Not a paint! A GENUINE PLATING which becomes an indestructible part of the metal itself. Met-L-Cote kit for replating worn chrome, nickel, etc. only \$3.95 complete with all instructions. MONEY-BACK GUARANTEE. Special kit for PLATING COPPER, \$3.95. Specify which kit you want. RUSH ORDER TODAY!



EMPIRE MERCHANDISING CO., Dept. EJ-6
28 E. First St., Mt. Vernon, N. Y.

VOCALINE

CITIZENS RADIO TRANSCEIVER

Any U. S. Citizen 18 years old or more may obtain a station license. No operators license is required. Operates on 465 MC. 117 volts AC or DC or 6 volts DC. Only \$89.75 per unit, \$139.50 per pair.

SPERA ELECTRONICS SUPPLY
37-10 33 St., Long Island City, N. Y.
Please include Sufficient Postage
Dealer Inquiries Invited

Announcing Dramatics Script Writing Elec

FCC FIRST CLASS PHONE

After 18 years successfully training men for radio and television, the Don Martin School is now offering a home study course available to you at your own home. This is the same course that has been so successfully taught at our resident school.

DON MARTIN SCHOOL
1653 North Cherokee Hollywood 28, California Dept. PE

Sales T.V. Direction Lighting Stagecraft Cinematog

on Thursdays at 1545 EST. An attractive certificate is awarded to any amateur working any six of the PNN members after March 4, 1956.

Also: "... The members of PNN will freely and whole-heartedly give help to any person in this district trying for a Novice ticket or to any Novice needing operating help." For more information, write to the address above or call FRemont 1-9954.

"Chuck" Fox, KNØBCH, 921 N. Elm, Minneapolis, Kansas, says: "I got my Novice license a year ago, after wanting to become a ham since I was 11 (six years ago). I took my Technician examination last week, but haven't heard from the FCC yet on how I did. Is 6 meters as neglected as it is said to be? By the way, I'd like a few pen pals."

W5SLJ wants a schedule with Utah on any band from 10 to 80 meters, phone or c.w. Object: WAS. Dale has had cards from 47 states for over a year; so here is a chance for a Utah ham to make Oklahoma happy. Pick the band and the time, and W5SLJ will be there. Allow four days for your letter to arrive. Address: **Dale R. Sterling, W5SLJ**, P.O. Box 162, Berger, Oklahoma.

Jerry Carrier, W9PQZ, 811 18th St., Bedford, Ind., writes: "Brother! I have been bit by the ham bug! It all started with my joining my 16-year-old son in his attempt to get an amateur license. He picked up the code much faster than I did, but being an older hand with more experience, I outshined him on the theory; so we had quite a tussle. We got our Novice licenses the same day, 2-28-55, both flunked the code part of our General examinations 11-4-55, took the Technician examinations Christmas Day and received our Technician tickets on 2-16-56. In the meantime, we took the General Class test on 2-10-56. There, unfortunately, we parted company. Knowing how poor my code was, I kept practicing it faithfully every night; so I passed the code test. Young Jerry, however, depended too much on his superior start and neglected to practice his code enough. You know what happened! But, he'll make it the next time. His call is **W9PQU**, by the way.

"Tonight, I had my first contact as a 'General.' As a Novice, I worked 32 states (30 confirmed) and Canada twice. Best DX was Utah. That's my life story since I got bit." Until next month . . . keep writing to me C/O POPULAR ELECTRONICS, 366 Madison Ave., New York 17, N. Y. 73,

Herb, W9EGQ



Tuning the Short-Wave Bands

(Continued from page 61)

All times shown for the following reports are Eastern Standard, 24-hour system. When sending your reports in to us, kindly show the time zone you are using.

Aden—ZNR, Aden, 6045 kc. (listed as 6049 kc.), can be heard at 1045-1130, with news in Arabic at 1100-1110. It identifies as *Huna Aden* in Arabic, *Here is Aden* in English. (CS)

Australia—Radio Australia can be heard on 15,320 kc. (dual with 15,160 kc.) at 1815

LIFETIME GUARANTEED TUBES

BRAND NEW PICTURE TUBES

• RCA Licensed.
• One Year Unconditional Guarantee.
Type Price Type Price
106P4 \$11.90 178P4 \$20.63
12LP4 14.38 19AP4 24.81
14BP4 16.85 21AP4 28.79
18RP4 19.38 21EP4 28.79
16LP4 19.38 24AP4 42.50
Picture Tubes shipped F.O.B. Harrison, N.J.

NEW INDOOR ANTENNA

Both UHF and VHF. Brings better reception than most outdoor antennas. Use on top of TV.
List price \$9.95 \$3.99 each

Lots of 3 **YOUR PRICE \$3.29** each

FREE BONUS BOX

With Every \$25 Order

- 1 RCA Cheater Cord
- 10 Assorted resistors
- 10 Assorted 2 Color "blank" tube cartons
- 1 6B26GT tube
- 1 6AU6 tube
- 1 6CB6 tube

FREE CLOCK RADIO

With Every \$125 Purchase Within 30 Days Wakemaster clock radio with famous Seasons clock movement wakes you up to music or alarm. May be purchased outright from MAJOR BRAND for \$17.95. In ivory or rust.

FREE GIFT CERTIFICATE*

Worth \$5 toward the purchase of any of our merchandise on future orders will be given with any order of \$50 or more.
* Free Gift Certificate cannot be used to obtain another certificate unless order is \$55 or more.

USED TV SETS

Picture Tube Guaranteed To Work!

- Emerson • RCA • Philco • GE
- Motorola • Zenith • Capelhart • Others

10" SET	Table Model	\$16.95
	Console	\$19.95
12" SET	Table Model	\$22.95
	Console	\$24.95
14" SET	Table Model	\$27.95
	Console	\$31.00
16" SET	Table Model	\$32.00
	Console	\$34.95
17" SET	Table Model	\$37.00
	Console	\$39.00

All prices F.O.B. Harrison, N.J. Prices on request for 19", 20", 21" and 24" sets.

• We guarantee to replace tubes labeled MAJOR BRAND forever • Each tube Individually Boxed and Guaranteed For Life • Over A Half Million Tubes Always In Stock • Immediate Shipment • Free Postage On All Orders With Full Remittance.

HERE'S HOW LIFETIME GUARANTEED TUBES

SAVE YOU MONEY

• There are fewer "call backs" • There are no "out of date" tubes • "Peak Performance" testing in our fully equipped Testing Department before shipment guarantees quality.

0Z4	.43	3CB6	.52	6B4Q	.52	6L7	.42	7E5	.45	19B6G	1.15
1A4P	.33	3Q4	.46	6B8	.69	6N7	.60	7E6	.55	19T8	.65
1A7GT	.43	3Q5GT	.57	6BA6	.47	6O7	.40	7E7	.70	24A	.39
1B3GT	.65	3S4	.47	6B7	.58	6S4	.40	7F7	.55	25AV5GT	.78
1C5GT	.41	3V4	.47	6BC5	.47	6SA7	.45	7F8	.70	25BQ6GT	.78
1D5GP	.43	5B0T	.89	6BC7	.80	6SC2	.48	7G7	.75	25L6GT	.47
1E7GT	.41	4B2T	.95	6BE6	.45	6SG7	.41	7H7	.50	25W4GT	.43
1G6GT	.41	5AW4	.75	6BF5	.40	6SH7	.43	7J7	.75	25Z5	.37
1H4G	.43	5J6	.63	6BF6	.50	6S7	.43	7K7	.75	25Z6	.37
1H5GT	.47	5T4	.69	6B6Q	1.15	6S7GT	.55	7L7	.75	25Z7	.25
1J6GT	.47	5U4G	.43	6B8	.50	6SL7GT	.55	7N7	.75	35A5	.46
1L4	.45	5U8	.74	6B8J	.47	6SN7GT	.55	12A7B	.37	35B5	.50
1L6	.55	5V4G	.59	6BK5	.58	6S8	.42	12A7T	.66	35C5	.50
1L4A	.57	5Y3	.31	6BK7	.76	6SR7	.42	12AZ7	.63	35L6GT	.47
1L6A	.47	5Y4G	.36	6BL7GT	.75	6SS1	.41	12AU6	.41	35W4	.34
1L8	.57	6A2	.43	6BN6	.58	6T4	.95	12AU7	.93	35Y4	.34
1L8A	.49	6A7	.57	6BQ6GT	.78	6T8	.68	12AV6	.35	36Z3	.39
1L6C	.47	6A8	.45	6BQ7	.78	6U3	.75	12AV7	.67	35Z5GT	.34
1L05	.57	6A84	.43	6BY5G	.58	6V3	.80	12AX4GT	.65	37	.29
1L3	.57	6A7	.69	6C6	.49	6V6GT	.46	12AX7	.58	50A5	.46
1L6S	.57	6AF4	.79	6C4	.37	6W4GT	.39	12B4	.68	50C5	.50
1LH4	.64	6AC5	.50	6C5	.35	6W6GT	.53	12B4G	.46	50S5	.50
1L3E	.47	6AC7	.69	6C6G	.69	6X4	.34	12B6	.48	50L6GT	.43
1N5GT	.50	6AH6	.69	6C6GG	1.15	6X5	.34	12BE6	.46	50L6GT	.43
1R5	.50	6AJ5	.70	6D6	.48	6X8	.73	12BH7	.60	75	.42
1S5	.42	6AK5	.84	6E5	.44	6Y6G	.55	12BY7	.65	78	.42
1T4	.50	6AL5	.39	6F5	.37	7A4	.45	12BZ7	.61	77	.38
1U4	.47	6A05	.46	6F6	.38	7A5	.53	12CUG	.95	78	.38
1V5	.45	6AR5	.45	6G6	.36	7A6	.46	12SA7	.45	78	.38
1V2	.65	6A55	.48	6H6	.38	7A7	.43	12S17	.45	80	.34
1X2	.61	6A56	1.70	6J4	1.79	7A8	.45	12SK7	.45	84/6Z4	.44
1Y5	.57	6A57G	2.19	6J8	.39	7B5	.49	12SN7GT	.56	117L7GT	1.09
2A5	.57	6AT6	.39	6J6	.47	7B6	.42	12S7	.45	117N7GT	1.09
2A7	.55	6AU4GT	.65	6J7	.43	7B7	.41	12SR7	.45	117N7GT	1.09
2A8	.52	6AUSGT	.59	6J8G	.85	7B8	.45	12V6GT	.45	117P7GT	1.09
3A5	.50	6AUG	.42	6J8G	.85	7B8	.45	12X4	.37	117Q7	1.09
3AL5	.45	6AV5GT	.65	6K6GT	.37	7C4	.39	12AZ7	.42	117Z3	.35
3AU5	.46	6AV8	.39	6K7	.39	7C5	.42	14A7	.42	117Z6GT	.63
3BC5	.54	6AX4GT	.60	6K8	.65	7C6	.43	14B8	.38		
3B6	.70	6AX5GT	.57	6L6	.68	7C7	.45	14Q7	.50		

ALL PARTS SHIPPED F.O.B. HARRISON, N. J.

WE PAY ALL POSTAGE on orders shipped in USA, Territories and APO's. Send only purchase price of merchandise. Please include approximate postage on foreign shipments. All orders subject to prior sale. Add 25c handling on orders under \$5.00. Quantity users write for special discount.

Write For FREE Tube List-Order Blank and FREE Sample Tube Carton. We want Y-O-U On Our Mailing List!

SPECIAL SURPRISE

Mention where you saw our ad and we will send you FREE three 6SN7GT's with any order of \$10.00 or more.

MAJOR BRAND TUBE CO.

Romano Bldg. ESsex 4-1106 Harrison, N. J.

VHF AM-FM RADIO

Supersensitive sub-miniature tube set receives television, FM broadcast, CAP, and amateurs without antenna or ground. Tunes from 75 mc. to 225 mc. Similar models available in frequency bands from 27 mc. to 225 mc. Pocket size—measures only 2" x 2" x 2 1/2". Highest quality components used. Specify battery or AC model. Use with any magnetic head-phone or can be connected to audio amplifier for loudspeaker operation. Thousands in use by amateurs, experimenters, and civil defense. Factory wired and tested chassis complete with special tube only \$5.98 postpaid. In kit form \$2.98. Postage extra on COD orders. New transistor audio amplifier for extra loud reception only \$2.00 including transistor.

SPRINGFIELD ENTERPRISES

Box 54-E Springfield Gardens 13, N. Y.

PEE WEE BATTERYLESS "LIFETIME" RADIO



REALLY WORKS—FOR LIFE! Works WITHOUT TUBES, BATTERIES OR ELECTRICAL PLUGS. Will never run down or burn out! World's smallest, SMALLER THAN A PACK OF CIGARETTES! GUARANTEED TO RECEIVE LOCAL RADIO STATIONS ANYTIME—ANYWHERE YOU GO! Sensational new Ferrite Selective Tuner—Permalloy Crystal diode, Super SPEAKERPHONE, durable black and gold plastic case.

SEND ONLY \$2.00 (bill, ck. m.) and pay postman \$4.99 COD postage on arrival or send \$6.99 for postpaid delivery. SENT COMPLETE READY TO LISTEN WITH LIFETIME GUARANTEE. Nothing extra to buy—ever. Available only from: MIDWAY COMPANY Dept. WPL-6 KEARNEY, NEBRASKA

Seal of Achievement

The Karlson enclosure represents a major achievement in acoustic cabinetry. Fully engineered in every detail, its frequency response, radiation characteristics, transient fidelity, and tonal integration are without equal in the entire field of Audio. Even though this cabinet is small in size, and delicately styled to fit any decor, this amazing unit is capable of outperforming even a 30" horn. Its complete versatility and tonal balance make the Karlson Enclosure the final requisite for those who must have the finest in High Fidelity.

There is a **KARLSON** for you

June, 1956

KARLSON ULTRA-FIDELITY ENCLOSURES

FREE Send for copy of latest book "The Karlson Enclosure"



KARLSON ASSOCIATES, INC.
Dept. M 1610 Neck Road Brooklyn 29, N. Y.

EXAMINE FREE! Profit NOW with the latest design, application, operation

—in One Complete Volume!

TRANSISTOR ELECTRONICS

by Arthur W. Lo, Richard O. Endres, Jakob Zowels, Fred D. Waldhauer, Chung-Chih Cheng; all RCA engineers.



At last, here's an authoritative, practical book which rounds up all available information, ideas and techniques on transistors and presents this useful data to you in 520 illustrated, easy-to-follow pages! These RCA experts cover the whole field, from design and operation of transistors to their application. Much material is just released, printed here for the first time. Whether you're a beginner or seasoned vet . . . working in radar, TV, radio, computing, or allied fields . . . this complete, new book will give you mastery of transistors and show you how to use this knowledge profitably and successfully!

Gives Complete Coverage. Including:

Physical concepts (36 pages) . . . characteristics, parameters, equiv. circuits (14 pages) . . . basic amplifier configurations (50 pages) . . . low freq. amplifiers (42 pages) . . . hi-freq. amplifiers (39 pages) . . . power amplifiers (28 pages) . . . hi-freq. operation (47 pages) . . . physical interpretation of transistor parameters (38 pages) . . . oscillators (38 pages) . . . modulation & demod. (48 pages) . . . pulse circuits (76 pages) . . . tabular analyses of fundamental transistor networks & circuits . . . shows parallels, contrasts between transistor and vac. tube circuits . . . features practical circuits . . . plus much more valuable material and workable, useful techniques.

MAIL NOW—FREE TRIAL OFFER

Prentice-Hall, Inc., Dept. 5702-H1
Englewood Cliffs, New Jersey

Please send me a copy of TRANSISTOR ELECTRONICS for 10 days' FREE use. Within 10 days I'll either return book and owe nothing, or will keep it and remit \$4 down (plus small postage charge) and then \$4 a month for two months in full payment.

Name

Address

City Zone State

Save! Send \$12.00 with this coupon and we pay postage. Same return and refund guarantee.

Ask Yourself!

Do you use . . . make . . . or test anything in which electrons flow through wire?



THEN YOU MUST BUY THIS
2,000 OHM-PER-VOLT
MULTI-TESTER

Ready to use! Not a kit!
Look at amazing low price! **\$6⁹⁵**

Plus 90¢ for postage and handling.
Remit \$7.45 with order. No C.O.D.

EVEN IF YOU ALREADY HAVE A MULTITESTER, you also should get this inexpensive but accurate, rugged, metal-cased tester—if only to use for rough and tumble work and checking continuity!

HERE'S WHAT YOU GET: Precision tester, 3 1/4" wide, 4 3/4" long and 1 1/2" thick. Scale width: 2 3/4". Fits the hand! Complete with standard battery and test leads. 3% accuracy on voltage and current scales. AC or DC volts: 0-10, 0-50, 0-250, 0-500, 0-2,500. DC current: 0-500 microamperes, 0-50, 0-500 milliamperes. Resistance: 0-10,000 ohms, 0-1 megohm. DB: minus 20 to plus 22; plus 5 to plus 36. Well-damped D'Arsonval movement, with ohms adjust knob.

USE IT TO CHECK AC or DC voltages, broken wires, radio tube heaters, coils, resistors, capacitors, corrosion damage, etc.
FULL MONEY BACK GUARANTEE! WITH INSTRUCTIONS!

ARROW SALES, INC.

Box 3007-PE

NORTH HOLLYWOOD, CALIF.

with news. At 1830, these two channels close; they re-open on 17,790 kc. and 17,840 kc. (FW) VLR6, 6150 kc., Melbourne, and VLT6, 6130 kc., Port Moresby, can be noted around 0420 with news and programs of local interest. (JB)

The 9615-kc. outlet opens at 0700 with "Waltzing Matilda" played on a xylophone and the Post Office Clock Tower Bells. This xmsn runs to 0845 with news and music. (WC)

News to North America is broadcast at 2245, 0715, 0815, and 1030; to British Isles and Europe at 0330. (DB)

Austria—Radio Osterreich is still beaming a xmsn to North America at 0600-0700 over OEI38 on 25,615 kc. Power is said to be 20 kw.; QRM is rough at times. Reports are requested. Address is The Austrian DX Club, Landgutgasse 41/19, Vienna 10, Austria. (RH)

This station also transmits at 0200-0400 to South America on 25,615 kc., and to North America at 0520-0620 on 25,945 kc. (LM)

Azores—CSA93, Ponta Delgada, 4865 kc., can be heard at 1615 s/on. This xmsn is in Portuguese. (FB)

Bulgaria—A new schedule in English from Radio Sofia lists 7670 kc. and 6070 kc. daily at 1600-1630 and 1645-1715. The 9700-kc. outlet is also used at 2000-2030 and 2300-2330. On Tuesdays, Thursdays and Saturdays, 9700 kc. opens at 1930 with a concert of Bulgarian music. (RH)

Brazil—Radio Rural is still under construction, and the stations on 6065 and 15,105 kc. are inactive according to a letter from "Ministerio da Agricultura." (WRH)

Burma—XYZ, Voice of Burma, Rangoon, 9543 kc., is heard at 0930-1015 as follows: 0930-0945, religious program; 0945-1000, news; 1000-1005, weather report; 1005-1008, balance of program. There is music to 1015 s/off. Interval signal is drums and gongs. This is an all-English program. (CS)

Dahomey—Radio Cotonou is now scheduled as follows: on 1475 and 4870 kc. Wednesdays at 0640-0700 (Saturdays at 0740-0800), and at 1230-1500; on Sundays at 0330-0600 and 1230-1500, according to a recent verification. (WRH)

Denmark—OZF, Copenhagen, 9520 kc., reports that the "Saturday Night Club" is now operating at 2100-2200 with English for the last 50 minutes. There is some QRM on the East Coast from VOA. (LM, BH)

Dominican Republic—A weak station heard on 3375 kc. until 0000 s/off may be H14V, Bani. It has Latin-American music and many commercials. (WF)

England—The North American Service is as follows: at 1000-1215 and 1300-1600 on 15,310 kc. (GSP)

All programs are in English except Monday thru Friday when there is French at 1315-1325. (LM)

Egypt—Cairo is heard daily on 11,670 kc. in Arabic at 2300-0200 and again at 1200-1700 s/off. On Fridays, it stays open until 1715. This station has Portuguese for South America at 1830-1900 and Spanish at 2000-2030. At 1900-2000, an Arabic program is scheduled on 11,670 kc. to South America and on 6215 kc. to North America. (AB)

Formosa—English to North America from

Taipeh can be heard at 0000-0030 and 0130-0200 on 11,920 and 15,300 kc. (LM)

France—Paris on 9490A kc. has been noted with "Paris Star Time" at 1830-1900 Sundays in English. (SW, RK)

Paris has a listed channel on 9500 kc.

French Camerouns—Radio Yaounde, 9270 kc., is operating at 1200-1600 with French news and music. They verify promptly. (JH, CS, RR, FB)

French West Africa—Radio Dakar, 4893 kc., is often noted opening in French at 0130; Latin-American and popular music is heard on this xmsn. (BV, GD)

Radio Conakry, French Guinea, operates on 6154 kc., and can be tuned around 0800-0815 in French. (RR)

Germany—Radio Liberation, Munich, can be heard at excellent levels some days on 3990, 7130, and 9585 kc. with programs in various

ABBREVIATIONS

- A—About this frequency
- BBC—British Broadcasting Corp., London, England
- BC—Broadcasting service or station
- kc.—Kilocycle
- kw.—Kilowatt of power
- mc.—Megacycle
- QTH—Exact location
- s/off—Sign-off of station
- s/on—Sign-on of station
- V—Verified frequency
- xmsn—Transmission from a radio station
- xmtr—Transmitter used by station

Russian dialects. Other listed frequencies are 6055, 6175, 7225, 9565, 9765, 11,780, 11,965, 15,255, and 15,395 kc., with varied Russian dialect programs put on by escapees from behind the Iron Curtain as the *Free Voice of the Russian People*. This station is operated by the American Committee for Liberation from Bolshevism, Inc., New York. The station wants reports on any frequency as well as reports on interference. (PM)

Deutsche Welle, Cologne, may—by this time—be operating as follows: to Far East on 15,275 kc.; Near East on 17,845 kc.; Africa on 11,795 kc.; South America on 11,795 kc.; and to North America on 9640 kc. The schedule reads: 0500-0800 on 15,275 kc.; 0930-1230 on 17,845 kc.; 1300-1600 on 11,795 kc.; 1700-2000 on 11,795 kc.; and 2030-2330 on 9640 kc. (TL)

Gold Coast—ZOY, Accra, 4915 kc., has an English program consisting of an Educational Forum at 1130-1155; news from the BBC at 1200-1215; s/off at 1216. (CS)

Greece—Athens is noted on a new outlet of 17,775 kc. at 1300-1330 with French and English to Western Europe. (RL)

Athens on 15,345 kc. is noted from 1400 s/on to 1500 s/off with news and commentaries. It identifies as *Radiofonikos Stathmos Athinon Vrakeon Kimaton*. The Forces Station at Athens, 7422 kc., is still being heard from 0000-open to 0230-close with programs of Greek news, Greek and popular records, and others. It identifies as *Edeo Athinae, Ken-*

WRL'S New 65A Globe Scout



Only
\$795

Per Month Cash Price: \$99.95 Kit: \$89.95

A Sturdy, Handsome Xmtr.

65 WATTS ON CW; 50 WATTS ON FONE

Popular Screen-Plate Modulation

A compact, completely bandswitching Xmtr. in TVI-shielded cabinet. 10 thru 160 M. D'Arsonval Meter. Pi Network Antenna Tuner. Has self contained power supply. 100% modulation of Final. All top quality components used.—It looks quality, transmits quality, is quality. Plus safety-factors on all units. Send for complete details on this world-known Xmtr.

AND YOU
PAY ONLY
10%
DOWN

FOR THE BEGINNER:

- ★ WRL's Code Oscillator Kit \$4.95
- ★ Top High Fidelity Equipment
- ★ Wall-Sized Radio Map (25c)

Save up to 50%

On Over 800 Items of Reconditioned Eqpt.

Here's Just A Sample

Hallicrafter's	
S38B Receiver	29.95
S-38D	39.50
SX-71	149.00
S-72 (portable)	49.50
S-76	119.00
National's	
NC-57 receiver	69.00
Heath's	
AT-1 Xmtr.	24.50

FREE
CATALOG!

Over
15,000
Items



Send for complete list!



WORLD RADIO LABS
3415 WEST BROADWAY
COUNCIL BLUFFS, IOWA

PE-6

Please rush me your latest FREE Catalog!

Please Send: Radio Map (25c)

and complete information on items listed below:

(1) _____ (2) _____
(3) _____ (4) _____

Name: _____

Address: _____

City & State: _____

RADIO CONTROL Headquarters

For model airplanes, boats, cars, etc. FREE CATALOG "R." No operator's license required. FREE—SEND FOR FCC FORM 505 Garage Door Radio Control Transmitters & Receivers Kits Available.

Most POWERFUL 5 Watt TRANSMITTER—LOWEST PRICE. Famous 2 Tube MAC II circuit, with GYRO MAGIC TUNING INDICATOR. Completely Tested, includes: 9 1/2 ft. sect. Antenna, Remote "Clicker," Keying Switch Meter, Beautiful Cabinet 12x7x6. MODEL X3. \$24.95
 MODEL X1 w. 2V Storage btry. charger, Vibr. pack. \$39.95
 2' METERS, 150 MicroA. \$3.95; 500 MicroA. \$3.95
 R/C TRANSMITTER & RECEIVER KIT: 2 1/4 Mc. 5 Watt 2-Tube Simple Transmitter & Supersens. 2-Tube Simple Receiver—Parts incl. Drilled Base Wound Coil. \$9.95
 Res., Cond., SIGMA Relay, instruc. Only
 SIGMA 4F RELAY: 8,000 ohm, \$4.25; 6 Reed Relay 14.95
 Mini. VIBRATOR SUPPLY 6V input/90VDC. 30 Ma. 3.45
 R/C BOOKS: Model Control \$1; Radio Control \$1; Handbook \$ 2.25
 CRYSTALS: 27,255 Mc. Peterson Z9A. \$3.95; HOLDER .15
 RELAY CONTROL—w. Sigma 10K Relay, Hi-impedance Audio Choke, Thermal, Switch, Alnico Magnet, Neon Lamp, etc. 1.25
 TUBES: 6X4, 6X5, 6X6, 6X8, 6X4—TRANSISTORS .95
 2—6V CHARGER KIT, \$4.95; wired \$6.95. New Diode .45
 Storage BATTERIES: Mini. 6V, N7E \$2.45; 2 Volts 27A/Hour \$ 2.75
 5" Mu Metal SHIELD \$1.95; 1" MINI 2 V. Stor. btry.95
 CODE Practice OSCILLATOR kit 95c; Single Head Set 1.29
 6V Ad. Time DELAY Thermal Relay S-180.50
 Electronic STROBOSCOPE Stops Motion; W D21 Tube. 18.95
 Diehl PM MIDGET MOTOR, 27 VDC 10,000 RPM, 2"x1"x1/4" 1.95
 Sensitive Sigma RELAYS 10,000 ohm SPDT 95c; SPST .85



GYRO ELECTRONICS 325-P CANAL ST., N. Y. 13, N. Y.

Shrinks Hemorrhoids New Way Without Surgery

Science Finds Healing Substance That Relieves Pain—Shrinks Hemorrhoids

For the first time science has found a new healing substance with the astonishing ability to shrink hemorrhoids and to relieve pain—without surgery.

In case after case, while gently relieving pain, actual reduction (shrinkage) took place.

Most amazing of all—results were so thorough that sufferers made astonishing statements like "Piles have ceased to be a problem!"

The secret is a new healing substance (Bio-Dyne*)—discovery of a world-famous research institute.

This substance is now available in suppository or ointment form under the name Preparation H.* Ask for it at all drug counters—money back guarantee.

*Reg. U.S. Pat. Off.

LMB BOX CHASSIS OFFERS FREE Inside LMB boxes

10 tested kit diagram projects for the builder. Each one of these kit diagrams built by a recognized expert. Kit projects are complete in every detail. Circuit diagram, photo of project both front and rear photo. Rear photo shows wiring and parts. Detailed instructions for building, complete parts list and approximate cost. Complete to build except parts and your distributor can supply the parts. Ask your distributor for the list of LMB kit Diagram Projects. If he does not have them, write to

LMB 1011 Venice Blvd.
Los Angeles 15, Calif.

ELECTRO-MECHANICAL SURPLUS FOR THE EXPERIMENTER

B3M SUN BATTERY
\$1.50

RAYTHEON CR 722 TRANSISTOR
99c

Listing thousands of surplus electronic and mechanical bargains for experimenters, hobbyists, engineers—10c coin of stamps.

SOUNDTRONICS LABS Dept. P-10
632 ARCH STREET PHILADELPHIA 6, PA.

INVENTORS

If you believe that you have an invention, you should find out how to protect it. We are registered Patent Attorneys. Send for copy of our Patent Booklet "How to Protect Your Invention," and an "Invention Record" form. No obligation. They are yours for the asking.

McMORROW, BERMAN & DAVIDSON
Registered Patent Attorneys
349-M Victor Building Washington 1, D. C.

drikos Radiofonikos Stathmos Enoplou Dynameon Ellados, signotitos; 1300 kilocicliou, 230 metra, kai 7422 kilocicliou, 40.43 metra. (PM, URDXC)

Guadeloupe—FG8AH, Basse Terre, 7430 kc., has a French news and music program at 1800-1835. It identifies as *Ici Radio Guadeloupe* with a guitar interval signal. This 100-wattier is seldom heard due to c.w. QRM. (CS)

Guatemala—TGWA, Guatemala City, 9760 kc., is noted at 1845-1900 and 2345-0000, with an English session at 0030-0100. (MO)

Haiti—4VEH, Cap Haitien, can be heard Saturdays and Mondays with "Listener's Mailbag" on either 9656 kc. or 9666 kc. (both used). Times are 0930 on Saturday and 2030 on Monday. For a while, 4VEH had to operate on one-third power because of a burned-out tube. (BB)

India—All-India Radio, Delhi, 11,640 kc., is being heard at 0840-0930 in an English session, with news at 0840. Remainder of program comprises Oriental music and talks on India and her people. Identity is: *This is the External Service of All-India Radio.* (BV, TL)

Indo-China—In a letter, Mr. Jean Varnoux, Director of *Radio France Asie*, writes: "I have the honour to inform you that the Vietnamese Government has decided to establish a state monopoly of broadcasting. This decision involves the cessation of broadcasts by *Radio France Asie* . . ." As a result, "RFA" has completely closed down. (WRH, BE)

Israel—*The Voice of Zion* presents an English news program on Fridays at 1645 on 9008 kc. (G1)

Italy—Rome, 9570 kc., has a Tuesday night feature enjoyed mostly by the YL SWL's called "A Talk on Italian Fashions" which is on the air at 1910 following the announcements. (LM)

Jordan—Amman, 6060V kc., can be heard at 0000-0045 with an Arabic program including music. It has been noticed on a Monday in English at 0630-0700. It announces as *Huna Hashemite Jordan.* (CS)

Madagascar—FIQA, Tananariva, 9515 kc., has English at 2230-0030, 0400-0600, and 1000-1230 in parallel with 6172 kc. *Radio Australia* reports that the 3242-kc. outlet is also active. (JH, MC)

Mauritius—Forest Side, 15,092V kc., is being heard at 2200—opening to close around 2315-2330. The first hour is French and music, with English world news program from 2300 to s/off. (GF, ER)

Mozambique—CR7BF, Lourenco Marques, 11,740V kc., is noted at 2315-2330 with an English musical session. Reports go to P. O. Box 594, Lourenco Marques. CR7BG, 15,285 kc., is noted at 2315 on Sunday with exercises in Afrikaans and possibly Swahili. (BT, KA, ER)

Netherlands—*Radio Nederland* has been experimenting on 11,950 kc. and 9745 kc. on Sundays at 1100-1230, with 5-kw. power. (CM)

The station also operates to North America daily at 1645-1725 and at 2130-2210 on 9590 and 11,730 kc. The earlier xmsn follows the 1730 Dutch language program to Canada. (GA, DK, VS)

Pakistan—The Lahore station of *Radio Pakistan* is operating on s.w. (according to a QSL from 39 Empress Road, Lahore) at 2100-

2230 on 3915 kc., 0130-0330 on 6075 kc., 0630-0830 on 6030 kc., and 0845-1200 on 3335 kc. The station is eager to receive reports. No IRC required. Power is 1 kw. (WRH)

This has been heard in Ohio at 1030-1130 with English announcements. (CS)

Radio Pakistan is noted at 1415 with English to Turkey; to United Kingdom at 1500 on 11,800, 7010, 9645 kc. It is also heard at 1930-2000 on 15,255 and 11,885 kc. with English news at 2000. (LM, BE, BB)

Peru—Radio El Sol, Lima, is scheduled with all-Spanish programs over OBX4Q, 5970

SHORT-WAVE CONTRIBUTORS

Gary Alexander (GA), Chariton, Iowa
 Kenneth Aubuchon (KA), Festus, Mo.
 Aref Baha-Eddin (AB), Raleigh, N. C.
 Bill Berger (BB), Fairvax, Okla.
 Dave Bergdahl (DB), Valley Stream, N. Y.
 Floyd Backus (FB), Richmond, Va.
 J. R. Brownell (JB), Vancouver, B. C.
 Jim Cumbie (JC), Sherman, Texas
 Joe McGerald (MC), New Britain, Conn.
 William Currell (WC), Toronto, Ontario
 Don Day (DD), Kalispell, Montana
 Gerry Dexter (GD), Waterloo, Iowa
 Bill Evans (BE), Port Arthur, Ont.
 Grady Ferguson (GF), Charlotte, N. C.
 Phil Finkle (PF), Burbank, Calif.
 Stuart Fidler (SF), Jordan, N. Y.
 William Flynn (WF), Berkeley, Calif.
 Fred Gatz (FG), Lancaster, N. Y.
 Bill Hutchinson (BH), Baltimore, Md.
 James Hart (JH), Irvington, N. J.
 Robert Hatter (RH), Syosset, N. Y.
 George Ingram (GI), Philadelphia, Pa.
 David Kimpton (DK), Cobourg, Ontario
 Jane & Roger Legge (RL), McLean, Va.
 Ted Leveque (TL), Bracebridge, Ontario
 Charles Maxant (CM), Baldwin, N. Y.
 Louis Marcarelli (LM), Bedford, Mass.
 Paul Mathien (PM), Southbridge, Mass.
 Gordon Nelson (GN), Inglewood, Calif.
 Phillip Morris (MO), Fairfax, Okla.
 Bernard Brown (BR), Derby, England
 Emmet Riggle (ER), Massillon, Ohio
 J. N. Rodriguez (JR), Guanare, Venezuela
 Peter Risse (PR), Atlanta, Georgia
 Rolan Riker (RR), San Bernardino, Calif.
 Bill Roemer (WR), Bowling Green, Ky.
 Charles Sutton (CS), Toledo, Ohio
 Dale Smith (DS), Athens, Pa.
 Jerald Saval (JS), Revere, Mass.
 Larry Seidman (LS), Brooklyn, N. Y.
 Vincent Staffo (VS), Herkimer, N. Y.
 Brian Tandrow (BT), Northridge, Calif.
 John Beaver (BV), Pueblo, Colo.
 Francis Welch (FW), Worcester, Mass.
 Steve Wilhelm (SW), Brooklyn, N. Y.
World Radio Handbook (WRH)
 Universal Radio DX Club (URDXC)

kc., and OBX4C, 15,180 kc. (reported 15,197 kc.) at 0600-0200. QTH is P. O. Box 1711. (CM)

Radio Nacional del Peru is an easy station to hear around 2230 with Spanish news and music on 9562 kc. This is OAX4T. (JS)

Portugal—Lisbon is noted on a new channel of 21,495 kc. at 0600-0800, dual to 17,880 and 21,700 kc. (RL)

Ryukyu Islands—The VOA Relay Station on Okinawa is scheduled on 7160 kc. at 0530-1200 and 1700-1730 to East Asia. Reports go to *Voice of America*, Okinawa Relay Base, Box R, APO 239, San Francisco, Calif. (DD)

Solomon Islands—VQO2, Honiara, is reported operating at 0200-0300 daily on 5960 kc. with 100 watts. West Coasters might be able to log this one. (WF)

Spain—**Radio Leon**, which formerly operated on 6993 kc., is now on 6950 kc. accord-

June, 1956

LEARN basic electricity electronics

THE EASY "PICTURE BOOK" WAY!



Just Released: The fabulous
ILLUSTRATED Training Course
 now used by the U. S. Navy!

You Learn by Pictures

Over 25,000 Navy trainees have already learned Basic Electricity and Basic Electronics this easy, "Picture Book" way! Now, for the first time, YOU can master the basics of Electricity and Electronics with this same "Learn-by-Pictures" training course! Over 1,700 simple, easy-to-understand drawings explain every section—these "teaching" pictures actually make up more than half the entire course! No other Basic Electricity or Basic Electronics course in America uses this revolutionary illustrative technique! You learn faster and easier than you'd dream possible!

A Complete Idea on Every Page

Here's how this easy, illustrated course works: every page covers one complete idea! There's at least one big illustration on that same page to explain it! What's more, an imaginary instructor stands figuratively at your elbow, doing "demonstrations" that make it even easier for you to understand. Then, at the end of every section, you'll find review pages that highlight the important topics you've just covered. You build a thorough, step-by-step knowledge at your own pace—as fast as you yourself want to go!

Everyday English—A Course Anyone Can Understand

Sponsored by the Navy to turn out trained technicians in record time, this modern course presents Basic Electricity and Basic Electronics in a simple way that everyone can grasp—regardless of previous education! Every phase is made instantly clear—explained in plain, down to earth English—with hundreds of easy-to-understand illustrations to help you!

10 Complete Volumes

Volumes 1 and 2 of "Basic Electricity" cover DC components and circuits; Volumes 3 and 4 cover AC components and circuits; Volume 5 covers AC and DC motors and machinery. Volume 1 of "Basic Electronics" covers Diodes and Power Supplies; Vols. 2 and 3 cover Amplifiers and Oscillators; Vols. 4 and 5 cover Transmitters and Receivers.

Home Study Without Correspondence

This course is so different, so complete—there's no need for the usual letter writing, question and answer correspondence! Learn at home—at your own pace!

10 Day Examination—Money Back Guarantee

Send today for these exciting new training courses—you risk nothing! When you receive the volumes, examine them in your own home for 10 full days. If, at the end of that time, you're not completely satisfied, simply return the books to us and we'll gladly refund your full purchase price! Total cost for either 5-volume course is only \$9.00! In Canada, prices approximately 5% higher.

ORDER TODAY!

These books are sold by electronics parts jobbers and book stores. If YOUR dealer doesn't have these books, mail this coupon to us!

JOHN F. RIDER PUBLISHER, INC.
 480 Canal Street, N.Y.C.

I have enclosed \$_____ Please send me
 5-vol. Basic Electricity set @ \$9 set
 5-vol. Basic Electronics set @ \$9 set
 Both sets. I understand I may return the books in 10 days and receive a complete refund or the full purchase price if I am not satisfied.
 Add state or city sales tax where applicable.

Name _____

Address _____

City & State _____ P-6A

F. C. C. LICENSE

QUICKLY!

Correspondence or Residence Preparation for FCC Examinations. Results Guaranteed.

Our specialty is preparing you to pass FCC license examinations. Beginners get 2nd class license in 8 weeks, 1st class in 4 additional weeks. Students with background often finish more rapidly.

Write For Free Booklet

GRANTHAM School of Electronics

Desk 3
5910 Sunset Blvd.
Hollywood 28, Calif.

OR

Desk 3
821 19th St. N. W.
Washington, D. C.

ORDER NOW

SELSYNS

BRAND NEW



Size 6 receiver Type 78359, Transmitter Type 78360


SPECIAL PRICE \$19.50 per pair

117 volt AC, 60 cycle—Sold only in mated pairs, these bronze Selsyns (manufactured by DEIHL for SPERRY) are rugged, powerful, precision built. Features: powerful torque, easy to mount (front and rear mounting). Shaft, 1/4" diameter—1/2" long, keyed and threaded, overall diameter 4 1/2"—length 6", weight 8 1/2 lbs. each, hook-up instructions included, fully guaranteed. Immediate delivery. We offer them at a fraction of original cost. F.O.B. Chicago, Ill. Shipping weight 20 lbs. Send check or M.O., no C.O.D.'s please.

WESTRONIX CORP.
8538 West Grand Avenue
River Grove, Illinois
Gladstone 3-3555

NEW "Magi-Clip" for RECORDING TAPES

Securely keeps end of recording tape from unwinding in mailing, storing, handling. Eliminates tape damage. Snaps on and off any size reel. Four for \$1, ten \$2, thirty \$5. Money back satisfaction guarantee. (Pat. pending)



NIBLACK THORNE CO.

Dept. H, Box 86

SCOTTSDALE, ARIZONA

INVENTORS

Send for
PATENT INFORMATION
Book and
INVENTOR'S RECORD
without obligation

REGISTERED PATENT
ATTORNEY

ASSOCIATE EXAMINER
U.S. PAT. OFF. 1922-1929

GUSTAVE MILLER
66-PE WARNER BUILDING
WASHINGTON 4, D. C.

Patent Attorney & Advisor
U. S. NAVY DEPT. 1930-1947
PATENT LAWYER



ROAD TO RICHES

You can be the next uranium millionaire! Government guarantees huge bonus! PRI instruments from \$29.95. See your local dealer today! FREE CATALOG!

Write PRI, 4223 PT W. Jefferson
Los Angeles 16, California



WIN with ELECTRONICS

LEARN ELECTRONICS-RADIO-TV at this accredited public college. Founded 1925 as a non-profit co-educational school of higher learning. Earn Associate in Applied Science Degree in 18 months. Engineering option. VA approved. Excellent placement record. Fine equipment—experienced instructors—campus life—low tuition and living costs. FREE catalog. Write: DEAN OF STUDENTS.

TRINIDAD STATE JUNIOR COLLEGE

Trinidad

Dept. EE

Colorado

ing to *Radio Denmark*. This station belongs to the *Red De Emisoras Del Movimiento* (R.E.M.). Nearly every reporter sent notes on *Radio Nacional de Espana*, Madrid, 9360 kc. The 12,000-kc. channel is no longer in use; 6122V kc. runs dual to 9360 kc. North American programs are at 2215-2300, 2315-0000, and 0015-0100, all different.

Sweden—SBP, Stockholm, 11,705 kc., is noted at 2055-2110 with news and weather at 2100; press review and music at 2105; all English. (JC)

SBT, 15,155 kc., has news and music in English to S.E. Asia until 2200; after that time they broadcast in an Eastern language. (TL)

Syria—The schedule for Syria is as follows to the Near East: at 0030-0100 and 0330-0530 on 7145 kc. in English; to Europe in English at 1530-1630 on 9555 kc. (LM, SF, FG)

Tahiti—Papeete, 6135 kc., is being heard at 2300-0100; in Tahitian with island music and some gongs until French begins at 0000 with music and commercials. Main announcement is at 0015 when they play part of the "La Marseillaise" and announce in French as *Radio Difusion-Television Francaise*; Tahitian drums are followed by *Ici Radio Tahiti, La Voix de la Francaise*. (GN)

Tangier—DUX Radio is heard from 1330 to 1445-close with popular records and Swedish announcements. Interval signal is *The Swedish Rhapsody*. QTH is Proveprogrammet, P. O. Box 6622, Stockholm 6, Sweden. (BR, FB)

WTAN, the *Voice of Tangier*, is using a 10-kw. Phillips xmtr in addition to the 2 1/2-kw. xmtr. All evening broadcasts are on 9490 kc. Schedule reads: various languages at 1500-1530 daily (1500-2015 Sundays and Fridays). In English: Sunday, 1630-1730; Monday, 1600-1800; Tuesday, 1600-1745; Wednesday, 1530-1800; Thursday, 1530-1800; Friday, 1530-1815; Saturday, 1630-1730. All English xmsns are beamed to the British Isles. The smaller xmtr is used mornings at 0430-0530. (PR)

IBRA Radio operates weekdays at 1145-1400 (Wednesday and Thursday, 1145-1300) and at 1415-1700 (Wednesday and Thursday, 1345-1700) on 9782 and 11,947 kc.; on Sundays at 0745-1045 on 15,245 and 11,718 kc., at 1430-1700 on 7168 and 9782 kc. Xmsns are beamed to Central and Northern Europe. QTH is *IBRA Radio*, Luton, Beds., England. (WR)

USSR—Radio Moscow has news at 2000, 2100, 2200, 2300, 0000; sports programs at 2015, 2145, and 2345. "Farms and Farming" is on at 2115 and 2230. (LS)

Radio Mukden, Mukden, Manchuria, is noted often at 0800-0900 with Chinese programs, on 6525 kc. *Radio Tashkent*, Tashkent, Uzbek, on 6824 kc., is noted around 0949-1000 with identity signal. English news and other programs are heard until 1030. (PF)

Venezuela—YVMZ, Maracaibo, 9530 kc., is the outlet for *Radio Popular*, *Ecos del Zulia* and *Radio Mara*. Current schedule is 0830-1530. YVLK, *Radio Rumbos*, 4970 kc., features the "Supper Club" on Monday thru Friday at 1730-1830, the "Breakfast Hour" at 0630-0730. Another English program is "The Early Bird" from YVKB, 4890 kc. *Radiodifusora Venezuela* can be heard at 0530-0730 with music and news. (JR)

Windward Islands—The Windward Islands

B/C Service, Grenada, B.W.I., is now on a new outlet on 17,745 kc., replacing 11,830 kc. It operates at 1700-2115 except Saturday in parallel with 3395 kc. (RL)

Yemen—Sanaa, 11,904V kc., is heard at 0915-1000 in Arabic with Arabic music, partially readable on parallel 9705 kc. This is best noted Mondays when HCJB is silent. It announces as *Huna Sana*. (CS)

Zanzibar—Radio Zanzibar, 4795 kc., signs on at 0900 with the anthem "March of Sultan"; announcements are in Arabic and English. Musical religious program is heard at 0900-0915; a mailbag in English and native language at 0915-0930; request records, mostly London records, are tuned until 1000 s/off after repeat of opening announcement. This one takes very sharp tuning to log. (CS)

Aero—Some of the boys have been having good luck on the Aero Channels. Phil Finkle, for instance, has logged Rangoon, Chungking, Singapore, Hong Kong, Bangkok, and Bombay on 8845 kc. between 0855-0910.

Operation Chaos

(Continued from page 70)

cast a pity-loaded glance at Digger, huddling miserably in the stroller.

"OOOOOOOOOWWWWWOOOOOO," stated the big coward.

"Gopple," observed Junior enviously.

"Well, the weight-factor's about the same—so, here goes! Good luck, Digger, old boy, old boy!" I jabbed the start button on the portable transmitting unit and the stroller cruised smoothly up the sidewalk.

"See!" I gloated. "It works like a charm!"

"Well, I hate to admit it," said Loser Girl, "but I guess you've stumbled onto something all right."

"Dun & Bradstreet!" I rejoiced, jabbing the reverse button and bringing the stroller back, "we are here! Now shall we let Junior crowd in beside the noble Digger and show off our Stroller Of Tomorrow in the park?"

"That might be fun!" agreed Fair-Weather Girl.

HALF-WAY through the park, a fortune slipped through my fingers. Just like that. Without warning, the stroller shot forward at increased speed, described a figure-eight on two-wheels and disappeared across a lawn—Junior gleefully waving his fat little arms and Digger howling like an anguished banshee.

"Grass Gott!" I gasped, desperately working every button on the transmitter. "It just can't be!"

"Y-You fiend!" screamed the Stricken Mother, "You've done it again! Only this time my baby is in the monster!"

I snapped the transmitter's off button.

"Relax," I tittered, hysterically. "They can't have gone far. The center of gravity

Write Now for Our New Bonus Catalogs

NEW "TABLITE" ELECTRONIC FLASH KITS AC & Battery Operation All in One Camera Case



Uses new low cost low voltage SUPER CIRCUIT constant bright light output; light duration 1/800 sec'd; color K&B; cost per flash less than 3c. 1000 to 2000 flashes per set of batteries. All kits with inbuilt AC pack. Kits less batteries. With parts & instructions.

- TWO (2) 240 VOLT BATTERIES @ \$10
- MODEL 400V, 60 Watt Sec'd, color #75+; B&W 225+ @ \$29.95
- MODEL 600V, 120 WATT Sec'd, color #100+; B&W 300+ @ \$44.95
- MODEL 1000V, 240 WATT Sec'd, color #150+; B&W 450+ @ \$54.95
- RECYCLES 2 sec'ds, less than 4 lbs.
- RECYCLES 5 sec'ds, less than 5 lbs.
- RECYCLES 10 sec'ds, less than 6 lbs.
- KITS ASSEMBLED, Additional @ \$10
- SOLD WITH "TAB" MONEY BACK GUARANTEE

NEW ELECTROSTATIC HI-FI TWEETER
LINEAR RESPONSE RANGE 7000-20,000 CYCLES
MODEL THB70, Round 2 3/4" Dia. Depth .55" "TAB" SPECIAL @ \$1.98 EA.; 2 FOR \$3.50
MODEL THS16, Rectangular 2"x6 1/4" Depth "TAB" SPECIAL @ \$2.98 EA.; 2 FOR \$5
PARTS & DATA FOR SINGLE OR PUSH-PULL OPERATION @ \$2

"TAB" FINEST HI-FI RECORDING TAPE
7" Reel—1200 Ft. Per Reel **1.45** Lots of 12
Sold on Money Back Guarantee
Precision Coated & Slt. Gtd. Splice Free. Quality Controlled. Plastic Base, Gtd. Constant output. Freq. 7 1/2 IPS 40-15KC. Oxide Wm. In. "TAB" @ \$1.59 EA.; 3 FOR \$1.50 EA.
NEW HI-FI 7"-1800 FT. TIME & 1/2 Recording Tape @ \$2.29 Lots of 8 Single @ \$2.45 EA.

SAVE \$ S S ON "TAB" COMPONENT PART KITS
Most Popular Values & Sizes
100 CARBON RESISTORS
10 ELECTROLYTIC COND.
48 TERMINAL STRIPS
10 TOGGLE SWITCHES
25 TUBE SOCKETS
50 INSULATORS
COMPLETE SET OF SIX KITS @ \$5.75

95¢ ea. KIT

NEW LO-COST FM-AM TUNER KIT
Easy to build FM-AM TUNER KIT features Foster-Seely Discriminator, Grounded Grid Amplifier Ckt., 7 tubes & Selenium Rectifier, 20-20,000 CPS Response, Less than 1% Distortion, Sensitivity on FM 5UV, low noise FM front end, APC loopstick antenna for AM. Ideal for HI-FI System. Detailed instructions. "TAB" SPECIAL @ \$29.65

NEW "TABTRON" SELENIUM RECTIFIERS
FULL WAVE BRIDGE
Dated—One Year Guarantee
18VAC/14VDC—1 Amp. \$1.40; 2A \$2.00; 3A \$2.90;
4A \$3.50; 6A \$3.98; 10A \$5.85; 12A \$7.20;
36VAC/28VDC—1 Amp. \$2.30; 2A \$2.95; 3A \$4.10;
4A \$6.40; 6A \$7.70; 10A \$11.35; 12A \$14.25.

NEW VARIABLE 0 to 6 & 12 VOLT/12 AMP DC Power Supply
Battery Eliminator, Charger, Model RR, Plater, Aircraft, Marine or any DC requirement. Extra Hvy. duty Selenium Rectified, 2 meters V & A. Designed for cont. service & up to 20 amps intermittent overload.
MODEL T612V12AC @ \$29.95

TUBES "TAB" Guaranteed

TESTED OUR 12th YEAR IN BUSINESS

0A2	.70	6AQ5	.45	654	.45	12AX7	.70
0Z4	.42	6AS5	.75	65A7	.45	12AX7	.55
1B3	.60	6AT6	.35	6SH7	.40	12BH7	.65
1L4	.40	6AU4	.75	6S17	.45		
1R5	.49	6AU6	.40	6SK7	.45		
1S4	.64	6AX4	.60	6SL7	.55		
1S5	.40	6BA6	.45	6SN7	.55		
1T4	.49	6BC5	.45	6SQ7	.39	12BY7	.70
1U4	.45	6BE6	.45	6T4	1.00	12SA7	.65
1U5	.40	6BF5	.50			12SK7	.43
1X2A	.60	6BG6	1.12	1N21	.25	12SN7	.55
2V3	.75	6BK5	.75			12SQ7	.45
3A4	.48	6BL7	.80			14A7	.55
3A5	.75	6BN6	.65	6T8	.75	198B6	1.25
3Q4	.45	6BQ6	.90	6U8	.75	258B6	.90
5V4	.55	6CQ7	.85	6V6	.45	25C6	.45
5U4G	.42	6C4	.35	6W6	.55	35C5	.50
5Y3G	.65			6X4	.30	35L6	.50
6AR5	.45			6Y8	.60	50B5	.55
6AC7	.64	2D21	.75	7C5	.55	35Z5	.45
6AQ5	.45			7F7	.55	50A5	.45
6AH4	.75	6CB6	.48	7E8	.65	50B5	.55
		6CD6	1.12	7N7	.55	50C5	.45
		6HG	.45	7Q7	.75	50L6	.40
5B1	1.75	6H5	.38	12AT6	.40	76	.45
		6J6	.45	12AT7	.65	76	.45
6AH6	.85	6K6	.39	12AU7	.50	77	.40
6AK6	.58	6L7	.60	12AV6	.75	117L7/N7	.70
6AL3	.38	6L6	.65	12AV7	.75		1.75

INFRARED SNOOPSCOPE
SEE IN DARK TUBE
Selected GTD. Image Converter Tube. Hi-sensitivity simplified design 2" dia. Willemite screen—Hi-Resolution. Tube & Data \$3.90; 2/\$7.50
SNOOPSCOPE POWER SUPPLY KIT
4500 VDC 35MA. Using Dual Doubler Ckt., Transformer, Rectifiers, Sockets, Resistors, Capacitors & Diagram 115V/60 cy oper. @ \$13.50

"TAB" TERMS: Money Back Gtd. (cost of mfg. only). 5% min. order F.O.B. N.Y.C. Add 8% charge for C.O.D. 25% Dep. Tubes Gtd. via R-Exp. only Prices shown are subject to change
Dept. 6PE6, 111 Liberty St., N.Y. 6, N.Y., Rector 2-6245


AMAZING NEW PERSONAL POCKET RADIO

LISTEN WHILE YOU WALK DOWN THE STREET!



Slide in any pocket—wt. only 7 oz. Size 3 1/2 x 4 1/2 x 1 1/2. Beautiful Black Grid Plastic Case. NO HOOKUPS—NO WIRES—NO PLUG-INS! Self-contained. 150-hour life (lasts 1 1/2 batteries and BUILT-IN ANTENNA. POSITIVELY NO AERIAL HOOKUPS EVER! GUARANTEED RECEPTION OF RADIO STATIONS TO 50 MILES up to 1500 miles for powerful stations! New patented Super-replicative Diatride tube and transformer audio stage for sharp selectivity and sensitivity! Easy to use top tuner (while walking). Tiny plastic personal ear plug LE'S YOU ALONE LISTEN WHILE YOU WALK, VISIT, WORK, RIDE OR SLEEP ANYTIME—ANYWHERE. MONEY-BACK GUARANTEE AND ONE YEAR SERVICE GUARANTEE.

SEND ONLY \$5.00 (ok mo) and pay postman \$14.95 plus postage on delivery or send \$10.95 for prepaid delivery. GET YOUR TINYTONE REAL POCKET RADIO now and be ready to listen to Civil Defense Alarms, news, music, sports, etc. on a moment's notice without bothering those around you. NO! AN UNWORKABLE, INCOMPLETE KIT OR PLAYTHING. BUT A REAL POCKET RADIO! Shipped complete with batteries—Ready to listen! Available only from: **WESTERN RADIO, Dept. APL 6, Kearney, Neb.**



ELECTRONIC TECHNICIANS ARE IN DEMAND TRAINED MEN ARE NEEDED NOW!

classes. Opportunity for employment in local industry. Approved for Korean Veterans.

In just 15 months you can complete Electronic Technicians training to enter this ever-growing industry. Day or evening

Terms beginning January, April, July, September

Write for Catalog 224 TODAY

INDIANAPOLIS ELECTRONIC SCHOOL
312 E. Washington St. Indianapolis 4, Indiana



Short Wave Ferrite Coil with adjustable regeneration and slug. Range 2 MC-15 MC. **\$100**

PRECISION ELECTRONICS
7 Daly Cross Rd. Mt. Kisco, N. Y.

WALK-E-TALKIE

Build a real wireless portable radiophone for the 2 meter amateur band with the following precision components. Factory wired and tested transmitter chassis complete with special dual tube \$6.50. UTC "ounce" mike transformer \$.98. High output carbon mike \$1.49. Super Alnico headphone \$1.25. 2" x 5" x 9" aluminum case \$2.00. Wiring diagram \$.50. Use standard batteries available at your local radio store. Please include 5% for postage. COD's require \$1.00 deposit.

SPRINGFIELD ENTERPRISES
Box 54-E Springfield Gardens 13, N. Y.

Corrosion-Proof Aluminum Battery Boxes for Every Type of Miniature Battery



AUSTIN CRAFT manufactures largest selection available anywhere for Radio, Electronics and Hobby Crafts — Send 10c for complete illustrated catalog and all Battery hook-up diagrams — simplified for beginners.

AT DEALERS EVERYWHERE OR WRITE DIRECT TO:
AUSTIN CRAFT • 431 SOUTH VICTORY • BURBANK, CALIF.

GET INTO ELECTRONICS

You can enter this uncrowded, interesting field. Defense expansion, new developments demand trained specialists. Study all phases of radio & electronics theory and practice: TV, FM, broadcasting, servicing; aviation, marine, police radio. Prepare for good pay, 18-month course. Graduates in demand by major companies. H. S. or equivalent required. Begin January, March, June, September. Campus life. Write for Catalog.

VALPARAISO TECHNICAL INSTITUTE
Dept. PE Valparaiso, Indiana

is too low, on that thing with the heavy electric motor in it, to tip over—and I've cut the signal—so it should be stalled nearby." Together, we raced across the lawn, neatly hurdling all the *Keep Off The Grass* signs. "I still don't understand it, though."

"... probably ... smashed ... against ... a ... tree ..." panted the Pessimistic Mother, her face pale with visions of tragically whirling through her mind. "... should ... have ... had ... my ... head ... examined ... letting ... you ..."

Ahead, a group of citizens burst out of a crosswalk, running for their lives. Behind them came the stroller—Junior grinning evilly at the frightened escapees and Digger baying a stream of canine mental-agony.

"Turn it off!" shrieked the Wild Woman at my side. "TURN THAT THING OFF, WILL YA?"

"IT IS OFF!" I bellowed despairingly.

The sprinters and the pursuing stroller vanished down another crosswalk. We galloped forward again, peering vainly in all directions for our son and his runaway steed.

"Look out, Fred, here it comes again!" shrieked a matron from the safety of a tree to which she had scrambled. Fred joined her without comment or waste motion just as the stroller thundered out of the bushes.

I tackled it—madly jerking wires loose at random, and we bumped to a stop.

"Beeble!" protested Junior irritably.

"NO BROKEN BONES," I observed, handing Junior to the Distraught and Weepy Mother. "But let's evaporate before all concerned pull themselves together and pin the rap on us."

We took to the scenery ... pronto.

Hitting the street, I heard the crackle of static and the metallic-voice of a communications-radio.

"Good lord!" I whispered hoarsely. "They must be throwing a police net around the park! You two run for it! Digger and I will hold them off until—"

"It's only a taxicab, silly."

"Oh." My blood unfroze and resumed coursing.

"Why do you suppose the stroller went so crazy if you turned off the transmitter?" asked Missus Curious, now that sonny-boy was safe in her arms and my project a miserable failure. "You sure can't sell anything that gets out of control and stays that way. Not to *this* mother, anyway!"

"All right, all right!" I rasped peevishly. "I'm resigned to facing a life of labor. You've made your point. I don't know why it stayed out of control. There's no explainable reason for it. There was absolutely nothing wrong with my transmitter or my receiver—and this is a brand-new, guaran-

teed sequence-switch, so it couldn't be anything remotely connected with the equipment."

We plodded on in silence. My arms began to ache from pushing the extra-heavy stroller.

"Well, I don't want to sound like an interfering wife—"

Then—it hit me . . . hard.

"Interference," I muttered. "Sure. *Interference!*"

I raced back to the parked taxi.

"Do you happen to know what band your company operates those sets on, Mac?" I pointed to the crackling radio.

"Sure," said the startled hackie. "465, Citizens."

"Know the watt-output, by any chance?"

"Yeh. About two-hunnert fifty."

"Thanks, Mac," I said glumly. "You just solved a slight mystery and limited my R/C plans, in the future, to small model airplanes in the countryside."

AFTER I explained the situation—my puny five wattage against all the city



communication systems—Missus Wife was pleased and had the temerity to suggest I give the electronics field a rest and turn to other things. Chess was her advice. Chess, because she plays a mean bishop. Not to mention that I seem to have a penchant for always trading my queen for one of her pawns.

And, then, I got a terrific idea. Why not R/C Chess? Complex, perhaps, but certainly not beyond the determined abilities of a real electronics enthusiast.

I'm laying out the preliminary schematics now.

And here comes that coffee again. —50—

June, 1956



Half the Fun Is Building It...with a TECH-MASTER Kit!

NEW Hi-Fi FM TUNER

Self-contained power supply • Tuning range 87-109 Mc • 200Kc IF bandwidth • Grounded-grid RF stage • AFC with front control cutoff • Microvernier tuning • No-drift ratio detector • 4 uv sensitivity for 20 db quieting • Standard deemphasis network • .8 volt RMS cathode-follower output • 3.2 volt RMS high-impedance output • 300 ohm input impedance • Switch-controlled AC receptacle for auxiliary equipment.

Model FM-18, complete with punched chassis, tubes, and hardware (less wire and solder) **\$29.50**



NEW WILLIAMSON TYPE 20-WATT AMPLIFIER

Frequency response flat and smooth thru entire audible range • Less than .0025 distortion at normal listening levels • Excellent transient characteristics.

Model TM-15A, complete with tubes; sockets, terminal strips, and connectors mounted. **\$49.95**



NEW DELUXE SELF-POWERED PREAMP-EQUALIZER

Cathode-follower output • Loudness compensating control • Input selector • 4 input channels • Independent bass and treble boost and attenuation • 5-position equalization control • AC receptacle for auxiliary equipment • Self-contained power supply.

Model TM-16 SP, complete with matching gold escutcheon **\$24.50**



Write for latest catalog of complete Tech-Master line

TECH-MASTER CORPORATION
75 Front Street, Brooklyn 1, N. Y.



TELEVISION RADIO AUDIO

WANT A BETTER JOB: BECOME AN ELECTRONIC ENGINEER

ONLY 32 MONTHS TO EARN A BACHELOR OF SCIENCE DEGREE IN ELECTRONIC ENGINEERING
Class enrollment limited to allow for individual instructions. Chartered by state of California. Nonprofit-nonsectarian, co-educational—established 26 years.

APPROVED FOR VETS—ENROLL NOW!
SEND FOR FREE CATALOG

PACIFIC STATES UNIVERSITY

1518 S. WESTERN AVE., Dept. M, LOS ANGELES, CALIF.

RADIO COURSES

FCC LICENSE PREPARATION
• COMMERCIAL • CODE BRUSH-UP
• AMATEUR • THEORY

TELEVISION AND RADIO SERVICING
Residence Courses Only
Personal Counseling Approved for Veterans

YMCA TRADE & TECHNICAL SCHOOL of N. Y.

15 West 63 St. New York 23, N. Y.
EN 2-8117 Catalog P. E.



53rd Year

TELEVISION

Master the latest, up-to-the-minute TV and Color TV developments.

You can Earn to \$5,000-\$10,000 a year in TV servicing after a few short months. Education or age is no barrier. Find out how you can EARN WHILE YOU LEARN in our big Shops and Laboratories. You work with the latest equipment. Waste no time with Non-Essentials, Math or Design Theory. Complete information in our new FREE booklet. Approved for veterans. Free Placement Service.

Write **WESTERN TELEVISION INSTITUTE** Dept. P56
341 W. 18th St. Los Angeles, Calif.

INDEX

TO VOLUME 4

Jan.-June, 1956

AMATEUR RADIO AND SWL

Building an All-Band Preselector (Tooker)...	52 Feb.
Building a "Regenode" Receiver (Tooker)...	51 Jan.
Dual-Band Novice Antenna (Stoner).....	92 Mar.
Four Dollar Frequency Standard (Johnson)...	50 Feb.
Jim Calkins Learns to Tune In a Single-Sideband Station (Marriner).....	53 Mar.
Radio Amateurs to Monitor Satellite.....	89 June
Sandwich Box Transmitter (Stolberg).....	93 Mar.
S-Meter for Your Receiver (Stoner).....	92 Mar.
The SWL's Friend—An Antenna Peaker (Tooker).....	79 June
Use a "Q-Multiplier" (Brier).....	91 May

BOOK REVIEWS

A-M Detectors (Schure).....	16 Apr.
Automatic Garage Door Control (Richards-Lawrence).....	65 Mar.
Beam Antenna Handbook (Orr).....	14 Apr.
Color Television Receiver Practices (Dean)...	20 Feb.
Crystal Oscillators (Schure).....	20 Feb.
Dictionary of Arts and Crafts (Stoutenburgh)...	26 May
Electronic Circuitry for Instruments & Equipment (Aronson).....	24 June
Electronic Motion Pictures (Abramson).....	20 Jan.
Electronics for Everyone (Upton).....	24 June
Frequency Modulation (Schure).....	18 Feb.
Guide to High-Fidelity Loudspeaker Systems (Electro-Voice).....	65 Mar.
Hi-Fi Annual & Audio Handbook (Radio & Television News).....	24 May
Limiters and Clippers (Schure).....	26 May
Magnetic Recording (Begun).....	26 May
Multivibrators (Schure).....	26 June
Operation TV (Madas).....	24 Jan.
Planning Built-in Hi-Fidelity Systems for the Home (Allied Radio).....	65 Mar.
Practical Radio and Electronics Course for Home Study (Beitman).....	65 Mar.
Practical Radio Servicing (Marcus & Levy)...	18 Feb.
Radio Philatelia (Rosen).....	14 Apr.
Radio Projects (Marcus).....	28 May
Scientific American Books (Scientific American).....	14 Apr.
Scope Connections (Walker).....	26 June
Shoot TV and Radio Trouble Fast (Cisin).....	20 Jan.
Synchros, Self-Synchronous Devices and Electrical Servomechanisms (Crow).....	24 May
Tape Recorders—How They Work (Westcott)...	28 May
Television—How it Works (Johnson).....	28 May
The Radio Amateur's Handbook (American Radio Relay League).....	22 June
The Radio Handbook (Editors & Engineers, Ltd.).....	22 June
TV Consultant (Cisin).....	65 Mar.

DEPARTMENTS

Carl & Jerry (Frye).....	8 June
66 Jan., 68 Feb., 88 Mar., 69 Apr., 8 May,	
Disc and Tape Review (Whyte).....	71 June
71 Jan., 73 Feb., 67 Mar., 71 Apr., 75 May,	
Transmitting Tower (Brier).....	94 June
64 Jan., 64 Feb., 63 Mar., 88 Apr., 80 May,	
Tuning the Short-Wave Bands (Bennett).....	61 June
68 Jan., 66 Feb., 86 Mar., 86 Apr., 69 May,	

ELECTRONIC GADGETS

An Amazing Converter (Tooker).....	70 Apr.
Build This Novel Signal Blinker (Greenlee)...	79 May
Build Your Own Line Voltage Booster (Blackford).....	81 June
Compass Galvanoscope.....	94 Feb.
Electronic Banjo (Garner).....	61 Feb.
Electronic Coin Tossing (Braunbeck).....	55 Jan.
Electronic Gadgets for the Gardener (Ford & Chernof).....	57 May
Emergency Crystal Receiver (Trauffer).....	60 Feb.
Homemade Tube Socket Adapter (Rasmussen)...	68 June
Inexpensive Time Delay Relay (Becker).....	84 May
Make Your Own Electronic Thermometer (Pollack).....	62 Apr.
Miniature Tone Generator (Tooker).....	71 May
Miniature Tuning Capacitors.....	57 Feb.
More Power from Sun Batteries (Pearce).....	52 Mar.
Phono-Plug to Phone-Jack Adapter.....	62 June
Radios Made from Hearing Aids (Edson & Bassett).....	52 May
Safeguard Your Home with a Thermistor Fire Alarm (Pollack).....	49 Mar.
Secret Switch Paralyzes Radio (Trauffer).....	62 June
Simple Guitar Amplifier (Vicens).....	46 Jan.
Simple Proximity Detector Works Like Magic (Pollack).....	65 Apr.
The Perfect Servant (Pugh).....	67 June
Three Ideas for an Emergency Receiver (Trauffer).....	83 May
Tubeless Audio Amplifier (Turner).....	92 Feb.
Under-the-Phone Crystal Set (Trauffer).....	85 June

FEATURE ARTICLES

Aboard a Radar Picket Plane.....	74 June
Assembling the Image Orthicon.....	34 Jan.
Audio on Ice (Ferment).....	38 Mar.
Betting Safe on the Weather (Reid).....	58 June
Carry Your Own Piano.....	61 May
Computer with Memory Speeds Inventory.....	41 May
Electric "Brain" Guards Cargoes.....	36 Jan.
Electronic Realism in Disneyland (Norman)...	44 Apr.
Electronics Maps Brain Waves (Atkinson).....	38 Feb.
Motor Analyzer Speeds Auto Repairs.....	46 May
Needed Electronic Inventions (Lawrence).....	29 Jan.
New Life for Citizens Band.....	40 June
Profit from Your Electronics Hobby.....	34 Apr.
Radar on the Highway (Ferrell).....	35 May
Solving the Jet Crash Mystery (Kent).....	46 Apr.
Submarines—Are We Open to Sneak Attack? (Morgan).....	33 Feb.
Telemetering a Heart Beat.....	49 Apr.
Transsonde Intercontinental Weather Balloon (Morgan).....	42 Apr.
Typewriter with a Memory (Mandell).....	39 June

GEIGER COUNTERS

Amplify Those Geiger Clicks (Louis).....	50 Apr.
Simple Transistorized Geiger Counters (Pugh & Milburn).....	90 June

HI-FI

Adding Tape to Your Hi-Fi System (Lanier)...	74 Mar.
Audio Audit (Eisenberg).....	82 Jan.
Audio Oscillator for Hi-Fi Testing (Turner)...	78 Feb.
Baked Baffle Claimed Better than Wood.....	46 June
Clubs Provide Good Records for Less \$\$\$.....	79 Mar.
Dig That Reel Flat Response! (Kohler).....	93 May
Four Components Make Simple PA System (Trainer).....	63 May
Hi-Fi Hybrids (Fantel).....	86 May
Hi-Fi in a Chest of Drawers (Maahs).....	75 Feb.
Hi-Fi in the Home of Martin Block.....	73 Jan.
Home Recording Disc.....	85 May
Horns—Folded and Loaded (Fantel).....	78 Apr.
Introducing the "Octahedral" (Owens).....	74 Apr.
Loudspeakers—Fact and Theory (Fantel).....	76 Jan.
Maximum Fi... Minimum \$\$\$ (Eisenberg).....	35 June

POPULAR ELECTRONICS

More on Tape Recorder Hookups (Dubbe)...	76	May
Music Distribution System for Home.....	87	Feb.
Famed Enclosure Now Comes as Kit.....	83	June
No Confusion . . . Just Baffling! (Fantel).....	82	Feb.
Recommended Tape Recorder Hookups (Lanier).....	82	Apr.
Resonators—Large and Small (Fantel).....	81	Mar.
Selecting Your "Phonogenic Music" (Fantel)	87	Jan.
Shorthorn Kit is Hi-Fi Bargain (Norman).....	69	Mar.
The Mark II—A S3 Speaker Baffle (Weems)...	48	May
Turning Out the Turntable.....	73	Apr.
Two Are Better Than One (Fantel).....	53	June
What's New in Hi-Fi.....	74	May

MISCELLANEOUS

Boner Box (Kohler).....	47	Mar.
German Electronics Moves Ahead.....	56	May
Giant Console Controls America's Voice.....	41	Feb.
Helicopters—Electronics' New Workhorses...	82	May
I Married a Superheterodyne! (Kohler).....	96	Feb.
"Kilocycle Kops".....	38	Jan.
Lab on Wheels.....	39	Apr.
"Missile Master".....	45	June
Music on the Rails.....	41	Jan.
New Trade Winds for the Electronics Ex- perimenter.....	64	May
Operation Chaos (Kohler).....	69	June
Sonic Alarm Spots Anything That Moves...	45	Mar.

RADIO CONTROL

Drones Put R/C into War Games (Morgan)...	31	Apr.
Household Remote Control With Wired-Wire- less (Sandretto).....	66	May
Radio Waves Guide Driverless Tractors.....	70	May
Receiver for Wired-Wireless Control (San- dretto).....	63	June

TELEVISION

DX TV Reception Makes New Hobby (Cooper)	43	June
England Sets Up TV Training Center.....	51	June
Fuses and TV Sets (Kiver).....	73	June
Keep Checking That TV Antenna (March)...	55	May
New TV System Turns Night into Day.....	41	Apr.
Shoot to Kill—TV Commercials! (Garner)...	42	Feb.
TV Show Features "Wires and Pliers".....	37	Apr.
TV's Trial by Torture (Quirk).....	41	Mar.

TRANSISTORS

Five New Jobs for Two Transistors (Garner)	54	Apr.
Power Supply for Transistor Experiments (Tooker).....	47	Feb.
Transistor Portable with a Punch (Turner)...	42	May
Transistor Projects for the Beginner (Garner)	31	Mar.
Transistorized Light Meter (Pollack).....	43	Jan.

WORKSHOP PRACTICES

Add Your Own Low-Voltage Windings.....	54	May
Chassis Are Where You Find Them (Johnson)	73	May
Economy Vacuum-Tube Voltmeter (Graham)	47	June
How to Assemble a Multimeter (McCafferty)	59	Feb.
How to Use Ohm's Law (Louis).....	88	Feb.
Make Your Own Self-Generating Photocell (Turner).....	62	Jan.
Mounting Boards Simplify Wiring (Ferres)...	97	May
Potentiometer Boxes Speed Circuit Experi- ments (Turner).....	68	Apr.
Review Your Soldering Habits.....	60	Apr.
Roll Your Own Capacitors (Robberson).....	60	Jan.
Signal Tracing on a Low Budget (Turner)...	56	Mar.
Simple Rectifier Tester Uses Neon Lamp (Turner).....	72	May
Toolshop Twists and Turns (Leeper).....	60	Mar.
Variable Power Supply for Experimenters (Pellerin).....	50	June

Line Voltage Booster

(Continued from page 82)

connection isn't easy to determine while you're doing the wiring, so the best way to proceed is to do all the wiring but make the transformer primary connections temporary. Then set switch *S3* to the 12.6-volt position, *S1* to *line*, and plug the booster into an a.c. outlet. Note the meter reading.

Now switch *S1* to *boost*. The meter reading should increase, indicating that the transformer secondary voltage is being added to the line. If the meter reading decreases when *S1* is set to *boost*, unplug the booster and reverse the two transformer primary (black) leads.

An "economy" booster will be sufficient in a large number of applications, since 6.3 volts of boost is all that is required. The circuit is shown in wiring diagram (B). In this particular model, the transformer has a 3-amp., 6.3-volt secondary and can be used to boost the line voltage to any device requiring up to 300 watts of power.

The transformer may be phased in exactly the same manner described for the de luxe model using a TV set plugged into the receptacle and phasing the transformer for maximum picture size when the booster switch is set in the *boost* position.

Other uses for line boosters are almost as great as the number of appliances designed to be plugged into an a.c. outlet. A booster is especially effective when used with voltage-sensitive appliances, such as electric food mixers, sewing machine motors, electric fans, hand power drills, etc. Photographic darkroom enthusiasts will find a booster just what the doctor ordered for keeping the enlarger or contact printer lamp up to full brilliance.—*B. W. Blackford.*

METAL LOCATOR QUIZ

(Questions on page 88)

1. Beat-frequency locators indicate the presence of metal by a change in pitch; the field-distortion type reacts by changing the loudness of the tone and also, as a rule, by a visual meter indication.
2. If a non-ferrous metal causes a rise in pitch, a ferrous metal will produce a falling pitch, and vice-versa.
3. The field-distortion type. See cost chart.
4. Although rain water alone is a poor electrical conductor, it dissolves minerals in the soil to form electrolytes, or current-carrying liquids. These react on both forms of metal locators by producing spurious indications.
5. This orientation minimizes the direct pickup from transmitter to receiver so that the initial balancing adjustment may be made sensitive to small distortions of the field by metals or ores.

Classified

RATE: 50¢ per word. Minimum 10 words prepaid. August issue closes June 4th. Send order and remittance to: POPULAR ELECTRONICS, 366 Madison Avenue, N. Y. C. 17.

FOR SALE

TUBES-TV, Radio, Transmitting And Industrial Types At Sensibly Low Prices. New, Guaranteed 1st Quality Top Name Brands Only. Write For Free Catalog or call Walker 5-7000, Barry Electronics Corp., 512 Broadway, New York 12N, N. Y.

DIAGRAMS for repairing radios \$1.00, Television \$2.00. Give make, model. Diagram Service, Box 672-PE, Hartford 1, Conn.

USED Television sets \$14. Jones. 1115 Rambler, Pottstown, Penna.

SECRET Beam Transmitter, New, Five Mile Range, White & Infrared. Portable, Flashlight battery operation. Includes Signal Gun, Gunstock, Tripod, Infrared Goggles, Remote Control, Carrying Case, Manual. Government paid over \$50. Yours for only \$10 postpaid. Illustrated Signal Corps Manual 50c. Surplus, Box 118, Jersey City 4, N. J.

TRANSISTOR, batteryless pocket radio. Two types antennas. Plans 40c. Houser, Box 108, Piqua, Ohio.

WALKIE-TALKIE. Build Wireless portable radio-phones for less than \$10.00. Plans for variable frequency and crystal control types, only 50c for both. Springfield Enterprises, Box 54-E6, Springfield Gardens 13, N. Y.

TRANSISTOR devices, walkie-talkies, VHF AM-FM portable radios, wireless mikes, etc. at wholesale prices direct from our factory. Free literature. Springfield Enterprises, Box 54-E6, Springfield Gardens, 13, N. Y.

SHAVE In Car! Adaptor Now Only \$2.98! Guaranteed To Operate Schick Sunbeam Remington-Foursome Norelco Electric Shavers! Plugs In Car Radio. Nothing To Solder. R. E. N., 5803H Whiteoak Ave., Encino, Calif.

LARGEST stock of recorded tape in the U.S.A. All labels! Classical, popular, religious, etc. Write for catalog worth 25c—Free! Lang Electronics, Inc., 507 Fifth Avenue, N.Y.C. 17.

TUBES—New, Guaranteed, Top Brands, Very Reasonable. Free List. Baker's, Box 102, Broomall, Penna.

BUILD \$4.00 pocket radios. 5 illustrated plans, 50c. Cook, 4003-E Roosevelt, Midland, Texas.

BUY Surplus radios, receivers, transmitters, electronic equipment. Direct from Government. List \$1.00. Box 1842AJ, Hartford 1, Conn.

15 TESTED—One-tube circuits, catalog and "Radio-builder" magazine—25c. Laboratories, 328-L Fuller, Redwood City, California.

FREE bargain list of T.V. books and test equipment. Krolis Radio, Seymour, Wisconsin.

REGENERATIVE Two Transistor Pocket Radio. Broadcast Band. Plays while walking. No ground or cumbersome antenna connections. All parts with pre-cut leads, batteries, wire, solder. Drilled case. Kit \$11.95. Factory wired \$15.95. Special earpiece \$3.99 postpaid. Highland Electric, Box 553E, Pasadena, Calif.

NEW! "Tello" Attractive Device Turns Your Hi Fi Or TV "Down" When You're On The Telephone—Automatically—No Tools, Clips To Phone—Clips To Set. Adds Luxury. Regularly \$5.79 Now \$4.38 Guaranteed. United, 3668 Brighton, Third St., Brooklyn 35, N. Y.

TRANSISTORIZED Headlight Dimmer. Photo-cell, diagrams and instructions \$3.50. Penn Electronics Laboratory R.D. #6 Butler, Penna.

TV Trade-In Sets; Philco, RCA, Emerson, others. List available. 10"—\$12; 12" to 17"—\$15 up. Washtek Service—Dept. PE, 956 Southern Blvd.—Bronx, N. Y.

ELECTRONIC Hobbyists—Engraved plates for panel boards, meters, dials, indicators. Stainproof, heat resistant, non-corroding plastic. Write your needs M&M Engraving Service, Box 775, Delair, N. J.

ARMY Field Telegraph Set, New including Key, Headphone, Manual, Carrying Case \$10 postpaid. Surplus, Box 118, Jersey City 4, N. J.

DIAGRAMS—Repair Information! Radios, Amplifiers, Recorders \$1.00. Televisions \$1.50. Send Make, Model, Chassis. (Air-Mail + 20¢) TV Miltie, Box 101-PE Hicksville, New York.

WANTED

CYLINDER and old disc phonographs. Edison Concert, Balmoral, Conqueror, Opera, and Oratorio models. Berliner Gramophones and Zono-o-phones, Columbia disc and cylinder Graphophones, Bettini micro-reproducer. Want old catalogues and literature on early phonos prior to 1919. Will pay cash or trade late hi-fi components. POPULAR ELECTRONICS, Box 50.

TUBES and equipment bought, sold and exchanged. For action and a fair deal write B. F. Gensler, W2LNI, 56 Crosby St., N. Y., 12N, N. Y.

INVENTIONS WANTED

INVENTIONS wanted. Patented; unpatented. Global Marketing Service, 2420 77th, Oakland 5, Calif.

REPAIRS & SERVICING

KITS constructed calibrated repaired professional workmanship. A. Morse, 213-02, 75 Avenue, Flushing 64, N. Y.

BUSINESS OPPORTUNITIES

TO \$100.00 Weekly. Sparetime, Home Operated Mail-order Business. Successful "Beginners" Plan. Everything Supplied. Lynn, 10420-E National, Los Angeles 34.

VENDING Machines—No Selling. Operate a route of coin machines and earn amazing profits. 32-page catalog free. Parkway Machine Corporation, Dept. 12, 715 Ensor St., Baltimore 2, Md.

FREE Booklet "Money-Making Facts" tells mechanically-inclined men how to start sparetime business at home. Lee Foley Company, Columbia Heights, Minnesota.

\$70 WEEKLY—home, spare time. Simplified mail bookkeeping. Immediate income—easy! Auditax, 34757Y, Los Angeles 34.

MAKE \$100 weekly spare time, with your Tape Recorder. Send 25c. LP Discs Made From Tapes: 10"—30 minutes, \$4.25; 12"—45 minutes, \$5.75. For other speeds write Artistic Sound, 24110 Rensselaer, Oak Park 37, Michigan.

EMPLOYMENT INFORMATION

JOBS—High Pay. South America, the Islands, USA, foreign countries. All trades. Clerical, labor, engineers, drivers, others. Women also. Fare paid. Application forms. For information Write Section 92B, National Employment Information, 1020 Broad, Newark, N. J.

INSTRUCTION

ENGINEERING Degrees earned by home study. American College of Engineering (University of the West) Box 27724 (D), Hollywood 27, Calif.

TAPE RECORDERS

TAPE Recorders. Tape. Unusual Values. Free Catalog. Dressner, 69-02F, 174 St., Flushing 65, N. Y.

TAPE Recorders, Tapes; Wholesale Prices. Kerstin, 215 East 88, New York City 28.

MINERALS & PROSPECTING

WILL Buy 8 Tube Army Mine Detector 145 V, Battery Supply. Mid City Radio And Television, 2154 Central Ave., St. Petersburg, Florida.

SCINTILLATION Counter, transistorized, no tubes or vibrators, 1"x1½" crystal, 2 flashlight cells, weighs only 2 lbs. complete. \$389.00, guaranteed. Revolutionary. Write Ute Company Inc, 200 So. 4th, Montrose, Colorado.

STAMPS AND COINS

SPECIAL scarce ancient silver coin \$1.00 Free 25c Giant U. S. Coin Catalogue with order. Ace International, 314 South Clark, Chicago, Illinois.

MISCELLANEOUS

RULE Others With Thoughts. Full Course. (Adults.) \$2. Delmar Wisdom, 846-58 Sunnyside, Chicago 40.

AIRMAILED From Major Cities Of Europe. Beautiful Color Post Cards. Two Different Cities \$1.00. Packet Foreign Paper Currency. Minimum Seven Different Bills \$1.50. Betts, P. O. Box 522, Jamaica 31, New York.

INTELLIGENCE Test—exact "I.Q." Score it yourself! \$2.00. Testing Service, 4912 Reid Way, Sacramento 19, California.

HYPNOTISM! Complete course on Tape, \$4.00. Inquire, Drawer PE-697, Ruidoso, New Mexico.

EX-RAY Mind! Hypnotize, one glance. Guaranteed, \$3.00. Womstoker, Box 10, Ottery, Cape, South Africa.



Willing to pay cash for Early Phonographs with outside horns

WANT Cornet (illustrated), Double Bell Wonder, Victor Types A, C, D, E, and O, Monarch Special, and Improved Monarch. Also Edison Tin-foil (replica) machine and his Idealia, Excelsior, Treadle Phonographs. Want early Bell-Tainter, American Gramophones and Graphophones. Also catalogues or old literature on phonos made prior to 1906. Want unusual machines and coin-in-slot cylinder phonographs. Need a few early reproducers (sound boxes) for Victor, Columbia, and Edison.

A few duplicate Edisons and graphophones are now available for sale or trade.

Send clear snapshot and full information to

Box 50, RADIO & TELEVISION NEWS,
366 Madison Ave., New York 17, N. Y.

EVERYBODY'S SHOOTING COLOR!

NEW—the world's first Annual devoted exclusively to color photography—including the largest collection of color photographs ever published in a single issue! Features work by such masters as: Basch, Eisenstaedt, Elisofon, Feingersh, Halsman, Karsh, Penn, Peskir, Rawlings, Weegee...


**WATCH FOR THIS
172-PAGE COLOR
PHOTOGRAPHY ANNUAL**

**NOW
ON SALE!**

At All Newsstands
and Camera Stores

PLUS—

- Tips on Using Color Creatively
- Cameras for Color
- Color Films
- Color Exposure Outdoors
- Color Exposure Indoors
- Color Filters
- Home Movies in Color
- 25 Ways to Improve Your Slide Shows



AND—

"The Future of Color"
—a symposium by experts

PRE-VACATION BARGAINS!

GET READY FOR SUMMER FUN!



SUN-POWERED RADIO KIT

\$8.88
COMPLETE

ANY 51 ITEM FREE WITH EACH \$10 ORDER!

- 12 AC-DC LINE CORDS**, for all electrical equipment. Molded plugs. Stock up now! **\$1**
- 7 ROLLS OF WIRE**. Seven 25-ft. rolls. #18 to 24. Ass'd. stranding, insulation, colors. Wt. 1/2 lb. Reg. \$4. **\$1**
- 5 TUBULAR ELECTROLYTICS**. Assortment of popular values: 8 to 100 mf. up to 450 volts. Wt. 2 lbs. Reg. \$1 \$6.50. **\$1**
- 20 INSTRUMENT KNOBS**. Knurled, skirred, precision instrument and equipment types. 10 styles, brass insert w/ set screws. Reg. \$9. **\$1**
- 20 PRECISION RESISTORS**. Carbo-film. Ass'd. standard values. 1 watt 1%. Pre-cut leads. Wt. 1/2 lb. Reg. \$17. **\$1**
- 10 PANEL SWITCHES**. Micro cut, momentary, push and rotary. Wide variety. **\$1** Wt. 1 lb. Reg. \$12.
- 60 TERMINAL STRIPS**. Ass'd. solder terminal strips and clips: 1 to 7 lugs. Reg. \$1 \$4. Wt. 1/2 lb. **\$1**
- 2000 pcs. HARDWARE**. Woodworking, radio-TV, shop screws, springs, grommets, etc. Hundreds of items. Wt. 2 1/2 lbs. Reg. \$15. **\$1**
- DIODE KIT #1**. Four of the most used types: 1N21, 1N22, 1N23, 1N31. Shop, lab must! Reg. \$11. **\$1**
- DIODE KIT #2**. Three popular diodes in poly bag: 1N34, 1N48, 1N51. Reg. \$1 \$4.16. **\$1**
- 60 TUBULAR CONDENSERS**. 25 values, .00035 to 1 mf. up to 6000 V. Oils, tool! **\$1** Wt. 2 lbs. Reg. \$10.
- 50 RF COILS & CHOKES**. 20 types RF coils, chokes & slug-tuned coils for radio, TV. Lab. Wt. 1 lb. Reg. \$15. **\$1**
- 30 DISC CONDENSERS**, ceramic. 47 mf. to .01 mf. up to 1000 V. Assorted values; duals, tool! Reg. \$12. **\$1**
- 20 WIREWOUND RESISTORS**. 20 values, 5 ohms to 12,000; 5 to 50 watts. Can-dohm & tubular types. Wt. **\$1** 2 lbs. Reg. \$15.

Ultra-modern, dual-powered transistor radio kit, using famous sun battery for daylight operation and 1 1/2 V. penlite for night. Stations loud and clear. Includes loopstick, diode det., transistor, amp., variable cond., sun battery, 1/2 V. cell switch, cabinet, simple instructions.

Phones for above radio kit **\$1.95**

- 50 CERAMIC CONDENSERS**. Tubular disc, button, stand-off types. 5 mmf. to .01 mf. up to 1000 V. Wt. 1/2 lb. **\$1** Reg. \$14.
- 25 TUBE SOCKETS**. Sub-miniatures. 7, 9-pin, 4 to 6-pin. Mica filled and ceramic. Some shield base. Wt. 1 lb. **\$1** Reg. \$9.
- 60 CARBON RESISTORS**. Insulated. 35 values: 15 ohms to 10 megs. 1/4, 1 & 2 w. & 5%. tool! Wt. 1/2 lb. **\$1** Reg. \$18.
- 10 ELECTROLYTICS**. PP. twist-lock & tubular types. Ass'd. values up to 450 V. **\$1** Wt. 2 lbs. Reg. \$6.50.
- 60 MICA CONDENSERS**. Postage stamp types. 25 values: .00001 to .01 mf. to 1200 WVDC. Silver, 5%. **\$1** tool! Wt. 1/2 lb. Reg. \$21.
- 150 RADIO PARTS**. Large assortment of wire, molded, paper, disc ceramic, mica, resistors. Pre-cut leads. Wt. 3 lbs. **\$1** Reg. \$17.
- G-E PRE-AMP KIT**. Chassis, condensers, resistors, wire, socket, schematic for famous equalizer. (less 6SC7 tube) **\$1** Wt. 1 lb. Reg. \$4.50.
- 12 VOLUME CONTROLS**. Handy shop assortment of radio, TV, lab units. WW, steel tool! Wt. 1 lb. Reg. \$9. **\$1**
- 60 ASSORTED KNOBS**, radio & TV types; push-on & set screws. Some worth 35c ea. **\$1** Wt. 1 lb. Reg. \$9.
- 30 ASSORTED BULBS**. Special! Wide variety of standard, miniature, screw & bayonet types. 1.1 thru 6 volts. **\$1** \$4 value.
- 15 ERIE TRIMMERS**. TS2A ceramic type, of different values; singles & duals. Wt. 1/2 lb. Reg. \$14. **\$1**
- 8-PC. NUTDRIVER KIT**. Plastic handle: 3/16, 7/32, 1/2, 5/16, 11/32, 3/4, 7/16" steel socket wrenches in plastic case. Wt. 1/2 lb. **\$3.50** **\$1** value.
- PRINTED CIRCUITS KIT**. Ass'd. printed circuit boards with 1% preclations, A-B resistors, transistor diodes and H-sealed oils. Wt. 1/2 lb. **\$1** Reg. \$15.

Telectron CLOCK-TIMER
 Reg. \$10 **only \$3.33**
Times radio, TV, lights "ON" or "OFF" within 12 hours. Instructions incl. Wt. 3 lbs.

ELECTRIC FAN SCOOP!
 Reg. \$5 **only \$2.19**
Get ready for summer heat! 115 VAC motor; 3000 RPM, 1/250 HP. Fan blade. AC cord included.

FREE! GIANT BARGAIN FLYER!

HOW TO ORDER Check items wanted. Return entire ad with check or MO. Include sufficient postage, excess returned. C.O.D. orders. 25% down. Rated, net 30 days. PE-6

Name (Please Print)
Street
City Zone State

Enclosed \$..... for items; \$..... for postage.

LEKTRON SPECIALTIES
28 GARDINER ST. CHELSEA 50, MASS.

Visit our salesroom at 131 Everett Ave., Chelsea

ADVERTISER'S INDEX

ADVERTISER PAGE NO.

Algeradio Electronics Co.	112
Allied Radio Corp.	26
Altec Lansing Corp.	28
American Electrical Heater Co.	6
Austin Craft	124
Bailey Technical Schools	109
British Industries	101
Capitol Radio Engineering Institute	23
Central Technical Institute	24
Cincinnati Ventilating Co.	110
Cleveland Institute of Radio Electronics	27
Goyne Electrical School	5, 29
DeVry Technical Institute	11, 17
Electric Soldering Iron Co.	113
Electro-Voice	34
Electronic Instrument Co., Inc. (EICO)	12
Electronic Measurements Corp.	18
Electronic Organ Arts	112
Empire Merchandising Co.	116
Esse Radio Co.	106
Goodheart, R. E.	118
Grantham School of Electronics	122
Greenlee Tool Co.	110
Gyro Electronics Co.	120
Harvey Radio	10
Hawkins Co. P. E.	112
Heath Company	102, 103, 104, 105
Hershel Radio Co.	32
Indianapolis Electronic School	124
International Correspondence Schools	13
Johnson Co., E. F.	115
Karlson Associates	117
LMB	120
Lafayette Radio Corp.	25
Lektron Specialties	130
Linthrop Mfg. Co.	114
McMorrow, Berman & Davidson	120
Major Brand Tube Co.	117
Martin School, Don	116
Midway Company	117
Miller, Gustavo	122
Miller Co., J. W.	16
Miss Electronics Distributing Co., Inc.	3rd & 4th Covers
National Radio Institute	3, 30
National Schools	15
Niblack Thorne Co.	122
Orradio Industries	14
Pacific States University	125
Philadelphia Wireless Technical Institute	112
Photography Annual	129
Precise Development Co.	2nd Cover
Precision Electronics	124
Precision Radiation Instruments, Inc.	122
Pretico Hall	118
Progressive "Edu-Kits" Inc.	33
RCA Institutes	21
Radio TV Training Association	7
Raytheon Manufacturing Co.	8
Rider Publishing Co., John F.	121
Rinehart Books	111
Rockbar Corporation	9
Sams, Howard W.	22
Science Kits	116
Solar Electronics	107
Soundtronics Labs	120
Spera Electronic Supply	124
Springfield Enterprises	117, 124
Stanley Electronics	20
TAB	123
Tech-Master Products Co.	125
Teltron Electric Co.	113
The Tube Mart	29
Trinidad Junior College	122
U. S. Air Force	31
V.S.I. Television School	112
Valparaiso Technical College	124
Vocaline Co. of America	19
Western Radio	124
Western Television Institute	125
Westronix Corp.	112
Westwood Research & Development Lab	124
Whitehall Pharmacal Co.	120
World Radio Labs	119
YMCA Trade Schools	125

Superior's New Model 770-A

The **FIRST** Pocket-Sized **VOLT-OHM MILLIAMMETER**

USING THE NEW "FULL-VIEW" METER

71% MORE SCALE AREA!!

Yes, although our new FULL-VIEW D'Arsonval type meter occupies exactly the same space used by the older standard 2 1/2" Meters, it provides 71% more scale area. As a result, all calibrations are printed in large easy-to-read type and for the first time it is now possible to obtain measurements instead of approximations on a popular priced pocket-sized V.O.M.

FEATURES

- ★ Compact—measures 3 1/8" x 5 7/8" x 2 1/4"
- ★ Uses "Full View" 2% accurate, 850 Microampere D'Arsonval type meter
- ★ Housed in round-cornered, molded case
- ★ Beautiful black etched panel. Depressed letters filled with permanent white, insures long-life even with constant use.

Specifications

- 6 A.C. VOLTAGE RANGES: 0-15/30 150 300/1500 3000 volts.
- 6 D.C. VOLTAGE RANGES: 0-7.5 - 15/75/150 750 1500 volts.
- 2 RESISTANCE RANGES: 0-10,000 Ohms, 0-1 Megohm.
- 3 D.C. CURRENT RANGES: 0-15 150 Ma., 0-1.5 Amps.
- 3 DECIBEL RANGES: -6 db to -18 db, -14 db to +38 db, -34 db to +58 db.

The Model 770-A comes complete with self-contained batteries, test leads and all operating instructions.

\$15⁸⁵



Superior's New Model 670-A

SUPER-METER

A COMBINATION VOLT-OHM MILLIAMMETER PLUS CAPACITY REACTANCE INDUCTANCE AND DECIBEL MEASUREMENTS

SPECIFICATIONS:

- D.C. VOLTS: 0 to 7.5 15/75 150/750 - 1,500/7,500 Volts
- A.C. VOLTS: 0 to 15/30 150/300/1,500 - 3,000 Volts
- OUTPUT VOLTS: 0 to 15 30/150/300/- 1,500/3,000 Volts
- D.C. CURRENT: 0 to 1.5/15/150 Ma. 0 to 1.5/15 Amperes


- RESISTANCE: 0 to 1,000/100,000 Ohms 0 to 10 Megohms
- CAPACITY: 001 to 1Mfd. 1 to 50 Mfd. (Quality test for electrolytics)
- REACTANCE: 50 to 2,500 Ohms 2,500 Ohms to 2.5 Megohms
- INDUCTANCE: .15 to 7 Henries 7 to 7,000 Henries
- DECIBELS: -6 to +18 +14 to +38 +34 to +58

ADDED FEATURE:

Built-in ISOLATION TRANSFORMER reduces possibility of burning out meter through misuse.

The Model 670-A comes housed in a rugged crackle-finished steel cabinet complete with test leads and operating instructions.

\$28⁴⁰



SHIPPED ON APPROVAL NO MONEY WITH ORDER — NO C.O.D.

We invite you to try before you buy any of the models described on this and the following page. If after a 10 day trial you are completely satisfied and decide to keep the Tester, you need send us only the down payment and agree to pay the balance due at the monthly indicated rate.

**NO INTEREST
OR FINANCE
CHARGES ADDED!**

If not completely satisfied, you are privileged to return the Tester to us, cancelling any further obligation.

MOSS ELECTRONIC DISTRIBUTING CO., INC.
Dept. D-241, 3849 Tenth Avenue, New York 34, N.Y.

Please send me the units checked. I agree to pay down payment within 10 days and to pay the monthly balance as shown. It is understood there will be no finance or interest charges added. It is further understood that should I fail to make payments when due, the full unpaid balance shall become immediately due and payable.

- Model TV-11... Total Price \$47.50. \$11.50 within 10 days. Balance \$6.00 monthly for 6 months.
- Model 670-A... Total Price \$28.40. \$7.40 within 10 days. Balance \$3.50 monthly for 6 months.
- Model TC-55... Total Price \$26.95. \$6.95 within 10 days. Balance \$5.00 monthly for 4 months.
- Model 770-A... Total Price \$15.85. \$3.85 within 10 days. Balance \$4.00 monthly for 3 months.

Name _____

Address _____

City _____ Zone _____ State _____

**SEE OTHER
SIDE**

CUT OUT AND MAIL TODAY! ▶

All prices net, F.O.B., N.Y.C.

Superior's New Model TC-55

Streamlined

TUBE TESTER

FOR

The Experimenter or Part-time Serviceman, who has delayed purchasing a higher priced Tube Tester. The Professional Serviceman, who needs an extra Tube Tester for outside calls. The busy TV Service Organization, which needs extra Tube Testers for its field men.

- You can't insert a tube in wrong socket. Separate sockets are used, one for each type of tube base.
- "Free-point" element switching system. Any pin may be used as a filament pin and the voltage applied between that pin and any other pin, or even the "top-cap".
- Checks for shorts and leakages between all elements. Provides a super sensitive method of checking for shorts and leakages up to 5 Megohms between any and all of the terminals. Continuity between various sections is individually indicated.
- Elemental switches are numbered in strict accordance with R.M.A. specification. The 4 position fast-action snap switches are all numbered in exact accordance with the standard R.M.A. numbering system.

Speedy, yet efficient operation is accomplished by: Elimination of old style sockets used for testing obsolete tubes (26, 27, 57, 59, etc.) and providing sockets and circuits for efficiently testing the new Noval and Sub-Minar types.

Model TC-55 comes complete with operating instructions and charts and streamlined carrying case.

\$26⁹⁵



Superior's new Model TV-11

Standard Professional

TUBE TESTER

- ★ Tests all tubes including 4, 5, 6, 7, Octal, Lock-in, Peanut, Bantam, Hearing Aid, Thyatron Miniatures, Sub-miniatures, Novals, Sub-minors, Proximity fuse types, etc.
- ★ Uses the new self-cleaning Lever Action Switches for individual element testing. Because all elements are numbered according to pin-number in the RMA base numbering system, the user can instantly identify which element is under test. Tubes having tapped filaments and tubes with filaments terminating in more than one pin are truly tested with the Model TV-11 as any of the pins may be placed in the neutral position when necessary.
- ★ The Model TV-11 does not use any combination type sockets. Instead individual sockets are used for each type of tube. Thus it is impossible to damage a tube by inserting it in the wrong socket.

- ★ Free-moving built-in roll chart provides complete data for all tubes.
- ★ Newly designed Line Voltage Control compensates for variation of any Line Voltage between 105 Volts and 130 Volts.
- ★ NOISE TEST: Phono-jack on front panel for plugging in either phones or external amplifier will detect microphonic tubes or noise due to faulty elements and loose internal connections.

The Model TV-11 operates on 105-130 Volt 60 Cycles A.C. Comes housed in a beautiful hand-rubbed oak cabinet complete with portable cover.

\$47⁵⁰

EXTRA SERVICE — The Model TV-11 may be used as an extremely sensitive Condenser Leakage Checker. A relaxa-

tion type oscillator incorporated in this model will detect leakages even when the frequency is one per minute.



SHIPPED ON APPROVAL NO MONEY WITH ORDER — NO C.O.D.

FIRST CLASS

Permit No. 61430

New York, N. Y.

BUSINESS REPLY CARD

No Postage Stamp Necessary if Mailed in the U. S.

POSTAGE WILL BE PAID BY —

MOSS ELECTRONIC DIST. CO., INC.

3849 TENTH AVENUE

NEW YORK 34, N. Y.



We invite you to try before you buy any of the models described on this and the preceding page. If after a 10 day trial you are completely satisfied and decide to keep the Tester, you need send us only the down payment and agree to pay the balance due at the monthly indicated rate. (See other side for time-payment schedule details.)

**NO INTEREST
OR FINANCE
CHARGES ADDED!**

If not completely satisfied, you are privileged to return the Tester to us, cancelling any further obligation.

**SEE OTHER
SIDE**

← CUT OUT AND MAIL TODAY!