

POPULAR ELECTRONICS


JANUARY
1956

25
CENTS

In U. S. and Canada

HI-FI • AMATEUR RADIO • R/C • SWL • GADGETS

Hi-Fi With Disc Jockey MARTIN BLOCK
Light Meter • Regen Receiver • Coin Tossing • Guitar Amplifier



"For smooth performance when the Joint is Jumpin' . . . I can always count on my Gray viscous-damped Tone Arm."

Reports famous radio disc jockey, Martin Block.
Radio Station WABC



Even ordinary vibrations around Mr. Block's studio or home often bounced the stylus right out of the groove . . . not only ruining the performance but also the record.

But today with Gray's viscous-damped suspension principle regulating vertical and horizontal movement of the tone arm—Mr. Block states—"groove jumping and skidding are eliminated even when the joint is jumpin'."

For quality performance . . . even under less-than-ideal conditions . . . the modern, precision Gray viscous-damped Tone Arm is the choice of the most discerning listener.

The utmost in smooth quality of Martin Block's home hi-fi equipment is assured with a Gray 108B Tone Arm.



The Gray All-New 108C Viscous-Damped Tone Arm. Ideal for homes, radio and TV studios.

GRAY RESEARCH

and DEVELOPMENT CO., INC.
MANCHESTER, CONNECTICUT

GRAY RESEARCH & DEVELOPMENT CO., INC.
MANCHESTER, CONNECTICUT

Please send me more facts on the Gray 108 Viscous-Damped Tone Arm.

Name.....

Address.....

City..... State.....



J. E. SMITH
President, National Radio Institute. 40 years' experience training men at home for Radio-TV.

I Will Send You A
SAMPLE LESSON FREE
to show you how easy, practical it is to
Train at Home for Good
Radio-Television Jobs



America's Fast Growing Industry Offers You Good Pay Plus a Bright Future

TRAINING plus OPPORTUNITY is the PERFECT combination for ambitious men. Let me send you a sample lesson from my course to prove you can keep your job while TRAINING at home in your spare time for better pay and a brighter future. I will also send my 64-page book to show you that Radio-Television is today's field of OPPORTUNITY for properly trained men.

Make \$10, \$15 a Week Extra
Many men I train fix neighbors' Radios, make extra money, soon after they enroll. Actual equipment you build gives you practical experience.



Television's Growth is Making More Jobs, Prosperity

Radio is bigger than ever and television is growing fast. Government, Aviation, Police, Ship, Microwave Relay, Two Way Communications for buses, taxis, railroads are other growing fields for Radio-Television trained men.

I Trained These Men



"I have a regular job as a police captain and also have a good spare time Radio and Television service business. Just opened my new showrooms and shop." — C. W. LEWIS, Pensacola, Florida.



Mail Coupon—Find Out About This Tested Way to Better Pay

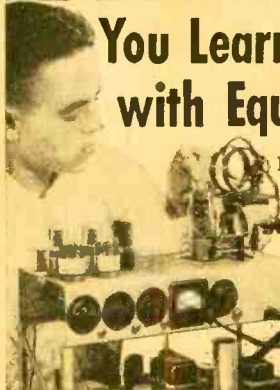
Take NRI training for as little as \$5 a month. Many NRI graduates make more in two weeks than the total cost of my training. Mail coupon today for Actual Lesson and 64-page Book—Both FREE. J. E. SMITH, National Radio Institute, Dept. 6AD4, Washington 9, D. C. Our 40th Year.



"I decided to quit my job and do TV work full time. I love my work and am doing all right. If fellows knew what a wonderful investment NRI is, they would not hesitate." — W. F. KLINE, Cincinnati, Ohio.



"Thanks to NRI, I operated a successful Radio repair shop. Then I got a job with WPAQ, later WBOB and now am an engineer for WHPE." — VAN W. WORKMAN, High Point, N. Carolina.



You Learn by Practicing with Equipment I Send

Nothing takes the place of practical experience. That's why NRI training is based on LEARNING BY DOING. My training includes kits of parts which you use to build equipment and get practical experience on circuits common to both Radio and Television. Shown at left is the low-power Broadcasting Transmitter you build as part of my Communications Course.



AVAILABLE TO **VETERANS** UNDER G. I. BILLS

Good for Both—FREE

Mr. J. E. Smith, President, Dept. 6AD4
National Radio Institute, Washington 9, D. C.
Mail me Sample Lesson and 64-page Book, FREE.
(No salesman will call. Please write plainly.)

Name _____ Age _____

Address _____

City _____ Zone _____ State _____

VETS write in date of discharge

Approved Member, National Home Study Council

POPULAR ELECTRONICS is published monthly by Ziff-Davis Publishing Company, William B. Ziff, Chairman of the Board (1946-1953), at 84 E. Lake St., Chicago 1, Ill. Entered as second class matter August 27, 1954 at the Post Office, Chicago, Illinois. SUBSCRIPTION RATES: One year U.S. and possessions, and Canada \$3.00; Pan-American Union Countries \$4.50; all other foreign countries \$4.00.

POPULAR ELECTRONICS

Registered U. S. Patent Office

CONTENTS

Needed Electronic Inventions	Edwin Lawrence	29
Assembling the Image Orthicon		34
Electric "Brain" Guards Truck Cargoes		36
"Kilocycle Kops"		38
Music on the Rails		41
Transistorized Light Meter	Harvey Pollack	43
Simple Guitar Amplifier	Luis Vicens	46
Building a "Regenode" Receiver	Frank H. Tooker	51
Electronic Coin Tossing	Joseph Braunbeck	55
Roll Your Own Capacitors	Elbert Robberson	60
Make Your Own Self-Generating Photocell	Rufus P. Turner	62

POPULAR ELECTRONICS Audio and Hi-Fi Section

Disc and Tape Review	Bert Whyte	71
Hi-Fi in the Home of Martin Block		73
Loudspeakers—Fact and Theory	H. H. Fantel	76
Audio Audit	Norman Eisenberg	82
Selecting Your "Phonogenic Music"	H. H. Fantel	87

DEPARTMENTS

Letters from Our Readers		10
What's the PE Answer?		14
POP'tronics Bookshelf		20
Transistor Topics		58
The Transmitting Tower	Herb S. Brier	64
Carl & Jerry	John T. Frye	66
Tuning the Short-Wave Bands	Hank Bennett	68
R/C Notes		70
After Class		91
Tools & Gadgets		98
Tips and Techniques		101
Ama-Touring	Roger Legge	108
Glossary of Electronic Terms		126

(Also see page 6)

Cover Photograph by Maynard Frank Wolfe

JANUARY 1956

VOL. 4—NUMBER 1

EDITOR
OLIVER READ, WIETI

MANAGING EDITOR
O. P. Ferrell

TECHNICAL EDITOR
H. S. Renne

FEATURE EDITOR
Norman Eisenberg

ASSOCIATE EDITORS
M. C. Magna
Charles Tepfer

ART EDITOR
A. J. Reich

CONTRIBUTING EDITORS
H. Bennett R. Legge
H. S. Brier H. Pollack
J. T. Frye R. P. Turner
L. E. Garner, Jr.

ART DEPARTMENT
Frank Sayles (Director)
J. A. Golaneck M. Whelpley
W. K. Vahlising

ADVERTISING DEPARTMENT
NEW YORK (MU 7-8080)
L. L. Osten—Adv. Dir.
Wm. G. McRoy—Adv. Mgr.
Bert Covit

CHICAGO (AN 3-5200)
Jim Weakley, Midwest Adv. Mgr.
LOS ANGELES (Mich. 9856)
John E. Payne



Copyright 1955
(All Rights Reserved)

Member
Audit Bureau of
Circulations

ZIFF-DAVIS PUBLISHING COMPANY
W. B. ZIFF (1898-1953) FOUNDER

Also Publishers of
RADIO & TELEVISION NEWS
Editorial and Executive Offices
366 Madison Ave., New York 17, N.Y.

PRESIDENT
B. G. DAVIS

VICE-PRESIDENTS
H. J. MORGANROTH M. FROELICH

SECRETARY-TREASURER
G. E. CARNEY

CIRCULATION MANAGER
M. MICHAELSON

BRANCH OFFICES
Chicago (1), 64 E. Lake St.
Los Angeles (14), Stalter Center,
900 Wilshire Blvd.

SUBSCRIPTION SERVICE:
All communications concerning subscriptions should be addressed to Circulation Dept., 64 E. Lake St., Chicago 1, Ill. Include your old address as well as new—enclosing if possible an address label from a recent issue of this magazine. Allow at least a week for change of address.

CONTRIBUTORS:
Contributors are advised to retain a copy of their manuscripts and illustrations. Contributions should be mailed to the New York Editorial Office and must be accompanied by return postage. Contributions will be handled with reasonable care, but this magazine assumes no responsibility for their safety. Any copy accepted is subject to whatever adaptations and revisions are necessary to meet the requirements of this publication. Payment covers all author's, contributor's and contestant's rights, title, and interest in and to the material accepted and will be made at our current rates upon acceptance. All photos and drawings will be considered as part of material purchased.


POPULAR ELECTRONICS

THESE MEN ARE GETTING PRACTICAL TRAINING

IN ELECTRICITY

—ELECTRONICS

On Real:




**A.C. and D.C. MOTORS
GENERATORS
SWITCHBOARDS
CONTROLLERS
WIRING JOBS
APPLIANCES
ELECTRONIC UNITS**

(Shown at left—Instructor explaining operation and testing of a large Motor Generator in our A.C. Department.)

AND TELEVISION-RADIO

On Real:

**TELEVISION SETS
RADIO RECEIVERS
F.M.
(Frequency Modulation)
ELECTRONICS
RECORD CHANGERS
AUTO RADIOS
PUBLIC ADDRESS Systems**
(Right — Instructor helping students check the wiring and trace circuits of television receivers.)



Train in the great SHOPS of COYNE

Largest, Oldest, Best Equipped School Of Its Kind In The U. S.

Whether 17 or up to 45 years of age, prepare for your future now. Don't be satisfied with a "No Future" job. Train the Coyne way for a better job in a field that offers a world of opportunities in the years ahead.

FINANCE PLAN Enroll now, pay most of tuition later. Part-time employment service while training, if needed.

WE TRAIN YOU IN CHICAGO. At Coyne you learn on real, full-size equipment. Trained instructors show you how, then you do practical jobs yourself. No previous experience or advanced education needed.

CLIP COUPON NOW for big new illustrated Coyne book "Guide to Careers in ELECTRICITY and TELEVISION-RADIO". No obligation; no salesman will call. Get vital facts now!



*Mail Coupon for
Big Free Book*

**APPROVED
FOR
VETERANS**

**B. W. COOKE, President
COYNE ELECTRICAL SCHOOL**

500 S. Paulina St., Chicago 12, Ill. Dept. 16-71H
Send BIG FREE book and details of your training offer. This does not obligate me and no salesman will call. I am interested in:

ELECTRICITY TELEVISION-RADIO

NAME

ADDRESS

CITY STATE

B. W. COOKE, Pres. **COYNE** FOUNDED 1899

ELECTRICAL SCHOOL

**A TECHNICAL TRADE INSTITUTE OPERATED NOT FOR PROFIT
500 S. PAULINA STREET, CHICAGO, Dept. 16-71H**

ELECTRICITY ★ RADIO ★ TELEVISION ★ REFRIGERATION ★ ELECTRONICS

January, 1956

Now, Anyone Can Afford To Build TRANSISTORIZED EQUIPMENT



**CK 722
TRANSISTORS
ONLY 99¢**

First in quality — first in performance. Made by the world's leading manufacturer of transistors. There are more Raytheon Transistors in use than all other makes combined. Available from your Raytheon Tube Supplier.



**TRANSISTOR
APPLICATIONS
BOOK**



ONLY 50¢

116 pages — over 50 practical circuits including timers, receivers, oscillators, etc. all using the 99¢ Raytheon CK722 Transistor. For your copy, see your Raytheon Tube Supplier or send 50¢ to Department P7.



Excellence in Electronics

RAYTHEON MFG. CO.

Receiving and Cathode Ray Tube Operations
Newton 58, Massachusetts

ITEMS OF INTEREST

Mylar-Encased Battery	33
Pocket-Sized Amplifier Clips to Telephone Receiver	33
Solar Battery Operates Radio	33
Electronic Modeling	40
Human Factor in Computers	40
Inductive Elevator Control	40
Soundproof Autos	40
Electronic Red Flag	42
French R/C Train Sets Record	42
Kits for Building Equipment Cabinets and Speaker Enclosures	86
Record Pressing Method Reduces Surface Noise	86

COMING NEXT MONTH

POPULAR ELECTRONICS

Shoot to Kill—TV Commercials!

The "Commercial Killer" is a transistorized photoelectric gadget which enables a TV viewer to silence his set with the aid of a flashlight.

Sandwich Box Transmitter

Using a single 6AQ5, this crystal-controlled 7-mc. transmitter is built on a small plastic sandwich box. The coil is wound on a plastic pill carton.

All-Band SWL Preselector

Construction details are given for a high-gain single-tube preselector which can be connected in front of any communications receiver to step up performance.

Choosing a Loudspeaker Enclosure

Part 1 of a series covering design, construction, and operating characteristics of loudspeaker enclosure types, with examples of commercially available units.

Hi-Fi in a Chest of Drawers

A clever method of reconstructing an unpainted chest of drawers to hold a turntable and amplifier installation.

High-Fidelity Audio ■ Kits ■ Radio Control
■ Short-Wave Listening ■ What's New ■
How It Works ■ How to Make It ■ How to Use It ■ Carl & Jerry ■ Tips & Techniques

IN THIS MONTH'S

RADIO & TELEVISION NEWS

(January)

Choosing a Phono Pickup

Do You Need a Preamp-Control Unit?

A Transistor R.F. Frequency Meter

Transistorized TV Antenna Compass & Field Strength Meter

An Improved "3D" Converter

TV Signal-Tracing with a Scope

**WANTED:
200,000 TV
SERVICE MEN!**


**VETERANS
NON-VETERANS**



**GET IN ON THIS
2 BILLION DOLLAR PLUM!**

200,000 — That's how many service men will be needed to handle television-radio-electronics industry requirements in the next few years. That's the figure given by the director of product service for CBS-Columbia — a man in a position to know.

2.7 billion dollars to be spent just for service and installation of TV sets in American homes by 1957! That's the figure given by one of the top men in the entire industry — the president of Radio Corporation of America.



I. C. Lane, B.S., M.A.
President, Radio-Television
Training Association,
Executive Director, Pierce
School of Radio & Television.

Think What This Means For YOU!

Here is a field still in its infancy — New jobs with top pay and a secure future are being created every day — Here is a chance for you to get into a growing field with unlimited opportunity for advancement — Here is your chance to set up your own business and be your own boss — Here is your opportunity to get in on a 2 billion dollar plum by becoming a Television Technician.

**LEARN TELEVISION AT HOME
IN YOUR SPARE TIME**

Trained men get the top jobs. You can qualify for one without giving up your present job or social life. My lessons are especially prepared for you to study at home — even if you have absolutely no experience in this field.

CHOOSE FROM THREE COMPLETE COURSES
covering all phases of Radio, FM and TV

1. Radio, FM and Television Technician Course — no previous experience necessary.
2. FM-TV Technician Course — previous training or experience in radio required.
3. TV Cameraman and Studio Technician Course — advanced training for men with Radio or TV training or experience.

LEARN BY DOING



VETERANS

My School fully approved to train Veterans under new Korean G.I. Bill! Don't lose your school benefits by waiting too long. Write discharge date on coupon.

EXTRA TRAINING IN NEW YORK CITY AT NO EXTRA COST!

After you finish your home study training in Course 1 or 2 you can have two weeks, 50 hours, of intensive Lab work on modern electronic equipment at our associate resident school, Pierce School of Radio & Television. THIS EXTRA TRAINING IS YOURS AT NO EXTRA COST WHATSOEVER!

FCC COACHING COURSE — Important for BETTER-PAY JOBS requiring FCC license! You get this training AT NO EXTRA COST! Top TV jobs go to FCC-licensed technicians.

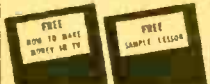
As part of your training, I give you the equipment you need to set up your own home laboratory and prepare for a BETTER PAY TV JOB. You build and keep an Electromagnetic TV RECEIVER designed and engineered to take any size picture tube up to 21-inch. (10-inch tube furnished. Slight extra cost for larger sizes.) . . . also a Super-Het Radio Receiver, AF-RF Signal Generator, Combination Voltmeter-Ammeter-Ohmmeter, C-W Telephone Transmitter, Public Address System, AC-DC Power Supply. Everything supplied, including all tubes.

EARN WHILE YOU LEARN

Almost from the very start of your course you can earn extra money by repairing sets for friends and neighbors. Many of my students earn up to \$25 a week . . . pay for their entire training with spare time earnings . . . start their own profitable service business.

FREE!

I'll send you my new 40-page book, "How to Make Money in Television, Radio-Electronics," a Free sample lesson, and other literature showing how and where you can get a top-pay job in Television.



Radio Television Training Association

52 EAST 19th STREET • NEW YORK 3, N. Y.

Licensed by the State of New York • Approved for Veteran Training

January, 1956

Mr. Leonard C. Lane, President
RADIO-TELEVISION TRAINING ASSOCIATION
Dept. E-1C, 52 East 19th Street, New York 3, N. Y.

Dear Mr. Lane: Send me your NEW FREE BOOK, FREE SAMPLE LESSON, and FREE aids that will show me how I can make TOP MONEY IN TELEVISION. I understand I am under no obligation.

(PLEASE PRINT PLAINLY)

Name _____ Age _____

Address _____

City _____ Zone _____ State _____

I AM INTERESTED IN:

- Radio-FM-TV Technician Course
- FM-TV Technician Course
- TV Cameraman & Studio Technician Course

VETERANS!
Write discharge date


MAIL THIS COUPON TODAY!

SAVE! NEW SYNCHROS and SURPLUS!

New

NAVY TYPE SYNCHROS

(Also known under trade names such as Selsyn, Autosyn, Etc.)



The function of the synchro is to impart accurately motion from one shaft to another shaft where direct connection is not feasible either because of distance or because of need for torque amplification. Synchros are used extensively for remote-indicating and data-transmission, such as compass repeaters and other systems, and are combined with servomechanisms for hundreds of uses such as aiming guns, pointing searchlights, automatic steering, remote control, etc.

110 V. 60 Cycle Units					110 V. 400 Cycle Units:				
Size & Type	Approx. Wgt. (lbs.)	Approx. Length (inches)	Approx. dia. (inches)	Price New	Size & Type	Approx. Wgt. (lbs.)	Approx. Length (inches)	Approx. dia. (inches)	Price New
1G	2	3.9	2.2	10.00	5D	5	6.0-6.8	3.4-3.6	15.00
1DG	2	3.9	2.2	10.00	5CT	5	6.0-6.8	3.4-3.6	15.00
5F	5	6.0-6.8	3.4-3.6	15.00	6F	8	6.4-7.5	4.5	20.00
5G	5	6.0-6.8	3.4-3.6	15.00	6G	8	6.4-7.5	4.5	20.00
5DG	5	6.0-6.8	3.4-3.6	15.00					

Size & Type	Approx. Wgt. (lbs.)	Approx. Length (inches)	Approx. dia. (inches)	Price New
5G	5	6.0-6.8	3.4-3.6	9.50
5D	5	6.0-6.8	3.4-3.6	9.50
5DG	5	6.0-6.8	3.4-3.6	9.50

G—Generator; F—Motor (Follower); DG—Differential generator; D—Differential Motor; CT—Control Transformer

SYNCHRO BARGAIN SPECIALS!


For the Amateur, Hobbyist & Experimenter

Below are listed synchros removed from equipment and sold as used to provide you added savings.

Size 5 motor & generator combination suitable for TV beam, indicator and other light applications... per set **\$17.50**

Size 6 generator & motor for medium size beams and greater torques. per set **\$25.00**


2 Size 7 generators (one generator may be used as a motor), suitable for all but the heaviest beams and can be used with suitable gear ratios for these. Provides the maximum of torque. per set **\$35.00**



TORQUE AMPLIFIER—NEW—\$9.75

For use with synchros size 5-6-7. Provides torque amplification and ease in rotation of input shaft. Rotating power applied to input shaft is reproduced in any direction on the output shaft. Torque supplied entirely by a 1/40 HP 110 V AC motor through gear and planetary drive hookup. Speed varies directly with rotation of input shaft with no noticeable loss of accuracy. Motor requires capacitor of 85-120 mfd. for starting. Designed for use on gun control devices and cost the Govmt. hundreds of dollars to mfr. In cast aluminum case. Size: 12" h. x 5 3/8" w. x 7 1/2" d. Wgt. 23 lbs. Packed in original wood box. Shpg. wt. 45 lbs. Brand New..... **\$9.75**

Starting capacitor for above Torque Amplifier. New..... **\$1.00**



LEEDS & NORTHRUP MICROMAX RECORDERS

Strip type recorders used for controlling and recording a wide variety of processes. Used originally for temp. range of 350-550 degrees C. May be changed for other applications. Operates on Wheatstone bridge principle using AC galvanometer movement. Original cost several times our price. Units were removed from demilitarized equipment which in many cases was new, but all instruments sold as used and guaranteed. Money back if not satisfied. Price ea. **\$179.50**

EE-1A Instrument Test Set—New—\$29.50

Mfrd. by Rex Cole for testing aircraft equipment. Contains AC-DC volt and ohm meter. Variable speed drive with 0-4200 RPM Tachometer. Manifold pressure gauge 10-75 inches of mercury, amplifier test gauge, manifold pressure generator and other items in aluminum portable case. 2" H. x 22" W. x 12" D. Tool kit is included with pliers, screwdrivers, socket wrench access, cables, drives, spares, etc. All sealed in evacuated metal container. These surplus units were purchased at fraction of original cost and are offered to you at this low bargain price. BRAND NEW..... **\$29.50**

OAV-1 Test Signal Generator—\$29.50

Designed to provide a test signal of constant frequency for operation and alignment of IF amplifier stages in the CG-46AG type receivers. Covers the range between 150-250 mcacycles. Amplitude modulated square wave output is obtained at frequencies of .1, 1, 10, and 100 Kc. depending on the position of the Freq. mod. Pulse switch. A 15 Mc. signal is also provided by a second osc. stage. Power is supplied by internal 115V 60 cycle AC supply connected to source by cord provided. Wgt. of unit 62 lbs. BRAND NEW, with instruction book..... **\$29.50**


SYNCHROS Division ESSE Radio Co.

Dept. P-1, 40 W. South St., Indianapolis 25, Ind.

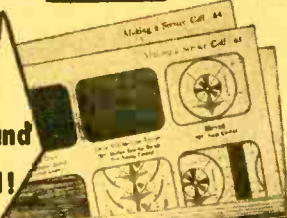
TERMS: Cash/order except rated concerns. All merchandise guaranteed to your satisfaction or money refunded if returned within 10 days. Please include shipping charge, otherwise order will be shipped express or freight collect.

FIX TV AND RADIO SETS RIGHT AWAY

—even if you never fixed a lamp or doorbell before!



McGraw-Hill's Amazing New Low-Cost Instruction Manual Skips Hard-to-Understand "Theories" and "Formulas." Tells How-to-do-it in PLAIN ENGLISH!




WHY hasn't somebody done this BEFORE? That's what you'll exclaim the minute you start browsing through this amazing new one-volume instruction manual in TV and radio repair.

For here at last a well-known EXPERT has found a way to tell you in PLAIN ENGLISH how to fix almost ANY radio or television set. (And he even tells you where you can go to have the extra-tough jobs done FOR you... at reduced professional rates.) Right from the very first chapters you can start doing simple repairs... and before you're HALF way through the manual, you can fix HALF the television and radio sets that you encounter. In just a few weeks you can start fixing your own and friends' sets... get a service shop job... even start your own money-making business at home.

Why It's So EASY to Understand

You get no complicated formulas, algebra, laboratory experiments. Instead you deal ONLY with the parts that go wrong in sets—how to recognize the trouble—and what to do about it. "Easy as A-B-C" directions and 700 clear photos, diagrams, and drawings



Save Money on Your Own Set

Save \$50 to \$100 a year just in installing, repairing and servicing your own TV set. Book tells which controls to adjust or tubes to replace if picture is entirely dark — blurred — split — distorted — off center — tilted — wiggles and weaves — too pale — too black — jitters — snow effects — drifts — etc., etc.

show you exactly WHAT and HOW to fix, step-by-step.

The author is Associate Editor of *Electronics Magazine*. He spent FOUR years making this one-volume manual practical and easy-to-understand—even for an "unhandy" beginner.

Here's everything you need to know about *where* and *how* to buy tubes and parts, where and how to get an official circuit diagram for any receiver; how to choose and use basic tools; how to test tubes WITHOUT a tube tester; how to use 58 common TV controls; how to "diagnose" and "cure" common radio and TV troubles; how to fix loudspeakers, phono pickups; how to install and check antennas; and much, much more.

TELEVISION AND RADIO REPAIRING

TRY IT **FREE** ON YOUR OWN SET FOR 10 DAYS

PARTIAL CONTENTS

- How to Remove and Replace Tubes
- Testing Tubes without a Tester
- Using a Table Tester • Power Supply Troubles • How to Test and Replace Resistors, Controls, Switches, Condensers, Coils, Transformers • Loudspeakers • Phono Pickups and Needles • Antennas... MUCH MORE.

"Written as simply and clearly as possible. A natural for the beginner."
—Radio & TV News
"Prepared for people who know absolutely nothing about radio or use of tools."
—Radio Electronics
"Unique in its ability to explain servicing in easy-to-understand terms."
—Electrical South

Tells HOW To "Cash In" ON THE BIG DEMAND FOR RADIO-TV REPAIRMEN

Over 25 million TV sets... over 100 million radios! Make nice extra money just fixing sets for friends and neighbors in your spare time... or start your own full-time repair business. Book tells exactly how to get started; which tubes to stock; how to make a service call. Actually start fixing sets and making money before you're half-way through book.



SEND NO MONEY

Examine this book for 10 days BEFORE you decide if you wish to own it. Try it out FREE on your own or a neighbor's set. See how simple and easy it makes nearly every repair job. Make it pay for itself in 10 days or don't keep it! Mail coupon to: McGraw-Hill Book Co., Inc., Dept. PEL-1, 327 West 41st St., New York 36, N. Y.

FREE 10-DAY TRIAL COUPON

McGraw-Hill Book Co., Inc., Dept. PEL-1
327 West 41st St., New York 36, N. Y.

Please send me, for 10 days' FREE EXAMINATION, your one-volume "Television and Radio Repairing," by John Markus. If not delighted, I may return book, pay nothing. Otherwise, I will send only \$1.95 plus few cents delivery; then 3 monthly installments of \$2.00 each.

Name

Address

City.....Zone... State.....

PEL-1

SAVE MONEY. Check here if enclosing full price of \$7.95 with coupon. Then WE will pay for delivery. Same 10-day return privilege. (Offer good in U.S.A. only.)

TO INTRODUCE YOU TO THE MIRACLE OF
TRUE HIGH FIDELITY RECORDINGS

10 Major Works

COMPLETE TO THE LAST NOTE!

BACH

Tocatta and Fugue in D Minor
Alexander Schreiner at the Organ of
the Tabernacle, Salt Lake City

CHOPIN

Fantasia-Impromptu, Opus 66
Robert Guldand, Pianist

BEETHOVEN

Piano Sonata No. 24 In F Sharp, Opus 78
Grant Johannessen, Pianist

MUSSORGSKY

Night on Bald Mountain
Netherlands Philharmonic Orch., Walter Goehr, Conducting

VIVALDI

Concerto In C for Two Trumpets and Orchestra
H. Sevenster and F. Hausdoerfer, Trumpeters,
Netherlands Philharmonic Orch., Otto Ackermann, Cond.

MOZART

Symphony No. 26 in E Flat, K. 184
Netherlands Philharmonic Orch., Otto Ackermann, Cond.

BRAHMS

The Academic Festival
Utrecht Symphony, Paul Hupperis, Conducting

BERLIOZ

The Roman Carnival
Netherlands Philharmonic, Walter Goehr, Cond.

WAGNER

Die Meistersinger, Prelude, Act 1
Zurich Tonhalle Orch., Ackermann, Cond.

DUKAS

Sorcerer's Apprentice
Utrecht Symphony, Hupperis, Cond.

Yes, all works complete on two
EXTRA-Long Playing High Fi-
delity Discs.

\$1
Take
all 10
for just
one dollar

try them **FREE**

Don't pay a penny until
AFTER you've heard them
on approval.

NO STRINGS ATTACHED!

All the advantages of Trial
Membership—but no obligations.

TAKE THESE 10 great master-
pieces for a free 5-day home
trial, and if you decide to keep
them pay only \$1.00 for all ten.

Why We Make This
Amazing Offer

We want you to hear for yourself
the exciting quality and value of
our recordings. Performed by in-
ternationally renowned artists and
orchestras. Reproduced with a
tone fidelity encompassing the
entire range of human hearing
... 50 to 15,000 cycles. Custom pressed on noise-free vinylite.

MEMBERSHIP PRIVILEGES

As a Trial Member you are under no obligation to buy any
record from us ever. Future selections will be described to you
in advance. You may audition any of these free of charge
and you don't have to keep those you try. Pay only for those
you keep at the Member's low price of just \$1.65 per 33 $\frac{1}{3}$ rpm
disc, containing about 40 minutes of music. A saving of 40%
off usual retail price. Mail coupon now—without money—and
get all 10 masterpieces for just \$1.00.

The Musical Masterpiece Society Dept. 60-1
43 West 61st Street, New York 23, N. Y.

Send me 10 masterpieces for free home trial. En-
roll me as a Trial Member. After 5 days I will
return discs or send only \$1 plus few cents ship-
ping as payment in full. Privileges: No purchase
obligation ever. Monthly advance notice of releases.
5 day free trial on any discs. I may reject records
before or after release; may cancel membership at
any time. For future l.p. disc I keep I'll pay only
\$1.65 each, plus shipping. Saving 40% off usual
retail price.

LIMIT: Only one sample package per customer.

Name

Address

City Zone State

Canada: 105 Bond Street, Toronto 2, Ont.

Long Playing

LETTERS FROM OUR READERS

Transistor Topics

I would be very happy to see your new depart-
ment entitled "Transistor Topics" every month. I
would like to see a section on transistors with both
current news and construction projects.

BRUCE DEMO
El Paso, Texas

Enjoyed your new department. . . !

IRA GLICKSTEIN, KN2MFU
Brooklyn, N. Y.

I, for one, would like to see it as a monthly
feature.

HERB MCCOY
New Orleans, La.

Keep it going! The more often the better!

RALPH L. SAETTELE
St. Louis, Mo.

Please! Please! Please! More Transistor Topics!

A. SAEDARINI
Union City, N. J.

Continue on the monthly basis that you talked
about.

KARL MUELLER
Dearborn, Mich.

Yes, by all means! Transistor Topics is FB.

LAURENCE A. SHARPE
Chapel Hill, N. C.

*It is rare indeed to see editors deluged with a
quantity of favorable mail such as seems to have
been inspired by "Transistor Topics." In response
to all those who wrote in—yes, it will continue as
a monthly feature. Yes, it will be bigger and
better as time goes by.*

Low-Frequency DX

Don't let your readers forget that they can often
pick up bargain receivers covering the low fre-
quencies at auctions and second-hand stores. Many
of these receivers are of excellent design. Typical
models are the Philco 116-x (code 122) and the
Stromberg-Carlson 150 series. These would be fine
for DX'ing between 100 and 400 kc.

OTTO WOOLLEY, WØSGG
Colorado Springs, Colo.

I think it would be a good idea to have some
long-wave circuits in POPtronics using modern
tubes. There is plenty of good code on the 500-kc.
band.

DANIEL F. LILL
Evanston, Wyo.

Any further comments?

Electronic Stethoscope Wanted

I imagine that many non-medical readers would
be interested in building an electronic stethoscope.
I am contemplating a small microphone having

POPULAR ELECTRONICS

Work with and keep all of this practical, commercial type equipment

"YOU LEARN BY DOING! THAT'S WHY D.T.I. GETS REAL RESULTS!"

21 INCH

Build and keep D.T.I.'s NEW 2 Unit TV Set—ideal for customer installation. (D.T.I. also offers home training without the TV set.)

Television, Radio, Electronics, has created thousands of good jobs; jobs with money, respect, position; jobs you may choose among—if you only had training. DeVRY Training is modern, thorough, practical—followed by a real Employment Service. Thousands have stepped into good pay—why not you? No need to leave home; no need to quit your present job; no special preliminary training required. Fill out coupon below and get the full story. Men 17 to 55 preferred.

Amazingly effective **NEW** home training in **TELEVISION RADIO ELECTRONICS**




NEW STYRENE ELECTRO-LAB* SPEEDS LEARNING
Simply place a pictorial diagram under transparent Styrene base. Follow the diagram. Wiring is tremendously simplified. Work a total of over 300 learn-by-doing projects—a wonderful way to get practical experience.
*Trade-mark

One of America's Foremost Television Training Centers



You build and keep a quality Oscilloscope—almost a necessity for television servicing. Helps you earn while you learn. You also build and keep a highly versatile test unit you can use when you are ready to make real money! IF PREFERRED, you may get Chicago training laboratories all your preparation in DTI's big money! (See building picture below.)
Valuable information for men subject to military service.

YOUR OWN HOME MOVIES
Movies are a remarkable feature of the D.T.I. System. You use a movie projector and many reels of films. Run off each film as often and as slowly as you want. A wonderful aid to help make important points crystal-clear. Get the full story! Send in that coupon.



MEMBER OF NATIONAL HOME STUDY COUNCIL
Mail Coupon Today

89 WAYS TO EARN MONEY IN TELEVISION RADIO ELECTRONICS

DeVRY TECHNICAL INSTITUTE
4141 Belmont Ave., Chicago 41, Ill. Dept. PE-1-M

I would like complete facts including "89 Ways to EARN MONEY in Television-Radio-Electronics."


Name _____ Age _____
Street _____ Apt. _____
City _____ Zone _____ State _____
2 D.T.I.'s training is available in Canada.

DeVRY TECHNICAL INSTITUTE
FORMERLY
DeFOREST'S TRAINING, INC.
CHICAGO 41, ILLINOIS

**DOUBLE
YOUR
PLAYING
TIME**

WITH NEW
irish
BRAND

Double-Play
RECORDING TAPE



One 7" Reel of New *irish Double-Play* Tape
Has As Much Playing Time - 2400 Feet -
As Two 7" Reels of Ordinary Tape!



Like most tape recorders, your instrument will probably handle nothing larger than a 7" reel. This limitation often forces you to stop to change reels, leaving important material unrecorded.

A standard 7" reel of Double-Play, the newest of the *irish* Ferro-Sheen premium tapes, gives you 2 hours of continuous recording at 3 3/4 ips, (4 hours, dual-track.)

Made on Dupont's extra-tough Mylar film, *irish* Double-Play will withstand a pull of two full pounds and is recommended for all applications requiring long, uninterrupted operation, and where tape tension is not excessive.

irish
FERRO-SHEEN
Double-Play

2400' on 7" reel
\$7.50 Hi-fi net



If not available at your local dealer's, write direct to:
ORRADIO INDUSTRIES, INC., Opelika 1, Ala.
Export Division: Morhan Exporting Corp., N. Y. C.
In Canada: Atlas Radio Corp., Ltd., Toronto

the sound amplified in a hi-fi preamp and amplifier and finally reproduced in a loudspeaker.

G. A. ASCHE, M.D.
Hope, B. C., Canada

Dr. Asche's suggestion is similar to the "Heart Microphone" (see PE, Oct., 1954, p. 79) marketed by the Altec Lansing Corp. Probably the microphone adapter designed by Altec could be duplicated by our readers. If sufficient interest is shown, we will investigate the subject further.

Construction! Construction!

■ Your POP'tronics is exactly what thousands of beginners like myself have been waiting for. Please don't change your magazine. Keep it simple and full of projects.

JACK STROUP
Bellaire, Ohio

■ The November issue of PE was the best yet! Am looking forward to more articles like "Reflex Receiver" and "Permanent Electric Clock." Always like construction articles.

FRANCIS DONOVAN
Medway, Mass.

The above letters from Readers Stroup and Donovan are similar to hundreds of letters requesting more, bigger, or better construction projects in POP'tronics. We are fully aware of the interest our construction projects have created and want to assure our readers that a fair amount of such material will be scheduled for all forthcoming issues.

S-Meters and Preselectors

■ How can I add an S-meter to my Heathkit AR-2?

ARTHUR HOLMBERG
Gales Ferry, Conn.

■ Could you publish plans for an SWL preselector that would cover the s.w. and the ham bands?

GARY A. SHAPIRO
Bridgeport, Conn.

As we informed Art and Gary directly by mail, there are a number of S-meter plans coming up in the February issue. SWL's will also be interested in hearing that an exceptionally novel and simple preselector has been designed by Frank Tooker to appear in that issue.

More on \$2 Baffle

■ Can the idea behind the "\$2 Speaker Baffle" (November issue, page 79) be used for 12" or 15" speakers instead of for 8" speakers?

WILLIAM FLYNN
Brooklyn, N. Y.

Yes, Bill, it can be used; i.e., the principle can, but don't try to up-ratio the dimensions—it won't sound as good as it could. The theory behind the labyrinth baffle is fairly complex and too involved to discuss here. Maybe we can wrap up a feature on this topic in the near future. The Weems \$2 baffle was designed to be cut from a 4' x 4' sheet of Celotex. Several other interesting ideas for low-cost speaker baffles are scheduled for our hi-fi section in the February and March issues. Look for them.

—30—

Know how to choose YOUR LOUDSPEAKER SYSTEM

for true
HIGH FIDELITY
enjoyment!



- Use this latest guide and catalog for quick facts and easy understanding of the all-important loudspeaker. Tells you what to choose and why—for true high fidelity reproduction in your home music system. Explains how E-V multiple-way speaker systems and folded-horn enclosures give you full range reproduction in proper musical balance. Provides the background you need to make your own selection regardless of how much or how little you want to spend. Also shows you how you can start modestly and easily make additions to achieve the ultimate in high-fidelity listening pleasure.

Manufacturers of High-Fidelity Speaker Systems, Amplifiers, FM-AM Tuners, Ultra-Linear Cartridges and Microphones

Electro-Voice®

Get this helpful book now!

Because the loudspeaker system is so vital in determining the quality of reproduction you finally hear... it will pay you to read this interesting and colorful new Electro-Voice catalog-guide. Contains the widest selection of true high-fidelity speaker systems, enclosures and enclosure kits—to suit your musical taste, space, decor and budget.

Look and listen . . .
for your own satisfaction

WORTH MANY DOLLARS TO YOU!

Only 25c brings you this new Catalog and Guide postpaid.

Send for it today!

ELECTRO-VOICE, INC., BUCHANAN, MICHIGAN
Please send Catalog No. 117 "Guide to High-Fidelity Loudspeaker Systems." 25¢ enclosed to cover handling cost.

Name _____

Address _____

City _____ Zone _____ State _____

WHAT'S THE PE ANSWER?

IMPROVING SHORT-WAVE RECEIVERS

In the September issue of POPULAR ELECTRONICS, I read an article by a Mr. E. D. Morgan concerning a new antenna. This article stated that the antenna would greatly improve the reception of a radio. I would very much like to know if it would help the short-wave reception on a 15-tube superhet and would be sensitive to the one station selected on the dial. Are there any other ways to improve short-wave reception on such a big combination radio?

F. E. ROCKMAN
Vancouver, B. C., Canada

The antenna referred to is a loopstick antenna which is designed to improve reception in the broadcast band but not in the short-wave bands. Short-wave reception can sometimes be greatly improved by the use of a special short-wave antenna. Such antennas are available at most parts supply houses. A preselector would also help; an article on such

a unit is scheduled for the February, 1956, issue of POPULAR ELECTRONICS.

CHANGING RECORD PLAYER SPEED

With reference to the inquiry by Mr. Stan Grygatis in the August, 1955, issue regarding conversion of 78-rpm record players to 45 rpm (or 33) and your reply, it seems to me that you have dismissed the subject rather shortly. Is there not a possibility of converting the frequency of the line current from 60 cycles to, say, 25 cycles, which would come out in the proportion of about 78 to 33. I seem to remember having seen instructions for such a conversion in a magazine quite a long time ago, but at that time the cost would have been much greater than that of a new changer.

Next, could you tell me what the actual frequency range of AM broadcasting is as compared with FM, together with their bandwidths, at both the transmitting and receiving ends?

C. R. MEDLAND
Ottawa, Ontario, Canada

Even if it were possible to convert 60-cycle line frequency to a lower frequency economically in order to reduce the speed of a phonograph motor, such a procedure would not necessarily be satisfactory. The inductive reactance of a motor at 25 cycles is considerably less than at 60 cycles, which means that it would draw considerably more current. This could result in overheating and burn out.

The Federal Communications Commission ordinarily limits AM stations to an r.f. bandwidth of 10 kc., which means a top audio fre-

HIGH-PAY CAREERS

IN ELECTRONICS — TELEVISION — RADIO

Await Men with COMPLETE Training!



Nationally-recognized, accredited Central training is designed to get you into high-paying career positions in the shortest possible time. In addition, Central's "Progressive Plan" is so arranged that each phase of training you complete qualifies you for a more important, better-pay position. In just a few short weeks you are qualified for certain basic jobs. Then, with every additional training phase that you complete, you qualify "up the ladder" for more advanced types of positions. Central offers complete Electronics-TV-Radio training leading to an Associate of Science degree, and qualifying you as an *Electronics Engineering Technician!*

Thousands of Central graduates have been placed at almost every technical level in the electronics industry. Free nation-wide placement service.

3 PROVEN TRAINING PLANS

(Choose the one that fits your requirements)

1. HOME STUDY COURSE (with 9 kits of equipment) —Qualifies you for diploma, FCC license, and a variety of electronics jobs (or transfer into advanced resident training).
2. HOME STUDY-RESIDENT COURSE (with 9 kits of equipment)—Home study, followed by short period of resident training. Qualifies you for diploma, FCC license, and a wide variety of Electronics-TV-Radio positions (or continue with advanced resident training). An accredited technical institute curriculum.
3. FULL RESIDENT COURSE —Qualifies you for Associate of Science (A.S.) degree and top-pay employment opportunities as Electronics Engineering Technician. Part-time employment opportunities available for students while training. An accredited technical institute curriculum.

Don't limit yourself! Get the facts on Central's complete training that can take you just as far as you want to go in the electronics technician field. Send coupon today for FREE brochure on your opportunities in Electronics.

VETERANS! Central offers courses approved under G. I. Bill

CENTRAL TECHNICAL INSTITUTE

Dept. A-16, 1644 Wyandotte St., Kansas City 8, Mo.

Tell me more about how you can qualify me for a high-pay Electronics career.

Name _____ Age _____

Address _____

City _____ State _____

If Korean veteran, give approximate discharge date _____

INTERESTED IN RADIO-TV-ELECTRONICS?

THEN YOU WILL WANT TO KNOW

**WHAT IS
The FCC?**

HOW **YOU** CAN GET A VALUABLE
FCC COMMERCIAL OPERATOR'S **LICENSE**
Your Guarantee Of Future Security

It's amazing what the future holds for you in the modern world of electronics. Let me send you the entire story—FREE!

GET THESE FREE



- How to pass the FCC Exam.
- A Sample FCC lesson.
- Money making FCC License Information.

JOIN THE LIST OF SUCCESSFUL ELECTRONIC TECHNICIANS

I can train you to pass the Valuable FCC exam in a minimum of time.

HERE'S PROOF

	License	Time
A/1C Ronald H. Person, St. Louis 20, Mo.	1st	25 weeks
Carl Verboomen, Wrightstown, Wis.	1st	18 weeks
Marvin F. Kimball, Lafayette, Ind.	2nd	21 weeks
L. M. Bonino, Harlington AFB, Tex.	2nd	16 weeks
John E. Hutchison, Bluefield, W. Va.	1st	27 weeks

AND THOUSANDS MORE!

These Three Booklets Tell You

- 1 Where to apply to take FCC Examinations.
 - 2 Scope of knowledge required.
 - 3 Necessary FCC exam preparation.
 - 4 Positive knowledge check.
- And additional data of great value.

Your Guarantee—

WE GUARANTEE to train and coach you at home until you pass the all-important FCC examination . . . If you fail to pass after completing our course, we will continue your training without additional cost until you successfully obtain your commercial license.



NATIONAL HOME STUDY COUNCIL

Approved Member

THROUGH US—START BUILDING FOR A PROFITABLE LIFETIME PROFESSION

EMPLOYERS MAKE GOOD JOB OFFERS EVERY MONTH!

YOUR FCC TICKET IS RECOGNIZED BY MOST EMPLOYERS IN THE ELECTRONICS FIELD AS PROOF OF YOUR TECHNICAL ABILITY. PAVE THE WAY FOR YOUR SHARE OF THE BETTER THINGS IN LIFE.

MAIL COUPON TODAY

CLEVELAND INSTITUTE OF RADIO ELECTRONICS
4900 EUCLID AVE., DESK PE-8
CLEVELAND 3, OHIO

(ADDRESS TO DESK NO. TO AVOID DELAY)
I want to know the facts, without obligation, how I can get my FCC ticket in a minimum of time. Rush me your FREE booklet "How to Pass FCC License Examinations" (does not cover exams for Amateur License) as well as sample FCC type lesson and the amazing new booklet, "Money-Making FCC License Information." **PLEASE PRINT CLEARLY**

NAME AGE

ADDRESS

CITY STATE

PASTE ON A 2 CENT POSTCARD OR SEND AIRMAIL
Special tuition rates to members of the U. S. Armed Forces.
Electronic Training Available To Canadian Residents.

CLEVELAND INSTITUTE OF RADIO ELECTRONICS
4900 Euclid Ave. Desk PE-8 Cleveland 3, Ohio
PROVEN TRAINING IN ELECTRONICS SINCE 1934

22 years experience guarantees the best in every price range




*model SX-100
AM-CW-SSB
receiver
\$295.00*

"Tee-Notch" Filter provides a stable non-regenerative system for the rejection of unwanted heterodyne in SSB. The "Tee-Notch" also produces an effective steepening of the already excellent 50 mc i-f pass band. Upper or lower side band selectable by front panel switch. Notch depth control for maximum null adjustment. Antenna trimmer. Plug-in laboratory type evacuated 100 kc. quartz crystal calibrator—included in price. Second conversion oscillator crystal controlled—greater stability through crystal control and additional temperature compensation of high frequency oscillator circuits.



*model HT-30
AM-CW-SSB
transmitter/
exciter
\$495.00*

Built in V.F.O. reads directly in kilocycles. V.F.O. stability is equal to most crystals—.009%. There are also provisions for 1 crystal for fixed frequency operation. Selective filter system is same used by commercial communications companies for reliable sideband selection to assure continued suppression of unwanted side band energy (down 40 db or more) and distortion products. New 50 db range meter for constant monitoring of r-f output and carrier suppression. Voice control system built in with adjustable delay and anti-trip features. Front panel controls allow selection of AM, CW, and upper or lower side band.



*model HT-31
AM-CW-SSB
linear power
amplifier
\$395.00*

Continuous frequency coverage from 3.5 mc to 30 mc. Pi-network output for efficient harmonic and T.V.I. suppression. Major T.V.I. suppression built in. Does not require an antenna tuner as will feed loads from 50 to 600 ohms. Full metering of all important circuits, including input in watts. Employs two 811-A zero bias triodes in parallel. The input system is designed to be fed from a 50-70 ohm unbalanced line and requires a maximum of 10 watts drive on 80 meters. The grid tank circuit is balanced to provide all band neutralization.




*model SX-96
AM-CW-SSB
double conversion
selectable
side band receiver
\$249.95*

Precision gear drives are used on both main tuning and band spread dials. Double conversion with selectable crystal controlled second oscillators. Selectable side band reception of both suppressed carrier and full carrier transmissions by front panel switch, delayed AVC, CW operation with AVC on or off. Has calibrated bandspread. Double conversion superheterodyne over the entire frequency range. Automatic noise limiter operated from front panel. Carrier level indicator calibrated in "S" units from 1 to 9, decibels to 90 db over S9, microvolts from 1 to 1000 K.



*model SX-99
AM-CW receiver
\$149.95*

Over 1000° of calibrated bandspread over the 10, 11, 15, 20, 40 and 80 meter amateur bands on easy-to-read dial. Separate bandspread tuning condenser, crystal filter, antenna trimmer, "S" meter, one r-f, two i-f stages and new styling. Complete front panel controls: antenna tuning, sensitivity, band selector, main tuning, bandspread tuning, volume, tone, standby, selectivity, crystal phasing, noise limiter.



*model SR-500
complete amateur
radio station
\$1495.00*

A complete radio station in a handsome console cabinet—transmitter/exciter, linear power amplifier, receiver—affording the finest in V.F.O. or crystal. SSB, AM and CW transmission and reception. You need supply only the antenna, microphone and AC power. All the wiring is complete, and external connections are provided for antenna and microphone. A special communications speaker is positioned above the operating shelf. Console is mounted on casters. Three blank panels provide for installation of additional equipment.

hallicrafters

Chicago 24, Illinois

HOW TO MAKE YOUR TIME WORTH \$95 AN HOUR!

Here's part of a letter we got from an I. C. S. student—

"Every spare-time hour I spent earning my I. C. S. diploma has been worth \$95 to me! My position, my \$7000 a year income, my home, my family's happiness—I owe to I. C. S."


Hardly a day goes by without a letter like this coming in from an I. C. S. student . . . from men and women of all ages who, in their spare time, at home, pulled themselves out of the small-pay rut and put themselves on the road to success.

Take the case of I. C. S. student Frank B. "I was making \$152 a month when I signed up with I. C. S.," he writes. "My present income is \$395.25 a month."

I. C. S. is the oldest and largest correspondence school. 277 courses. Business, industrial, engineering, academic, high school. One for you. Direct, job-related. Bedrock facts and theory plus practical application. Complete lesson and answer service. No skimming. Diploma to graduates.



3 FREE BOOKS—a 36-page pocket-size guide to advancement, a gold mine of tips on "How to Succeed." Also a big catalog outlining opportunities in your field of interest and a sample I. C. S. lesson text.



For Real Job Security—Get an I. C. S. Diploma! I. C. S., Scranton 9, Penna. Member, National Home Study Council

INTERNATIONAL CORRESPONDENCE SCHOOLS



BOX 94295M, SCRANTON 9, PENNA.

(Partial list of 277 courses)

Without cost or obligation, send me "HOW TO SUCCEED" and the opportunity booklet about the field BEFORE which I have marked X (plus sample lesson):

- | | | | | |
|--|---|---|---|--|
| <p>ARCHITECTURE and BUILDING CONSTRUCTION</p> <ul style="list-style-type: none"> <input type="checkbox"/> Air Conditioning—Refrig. <input type="checkbox"/> Architecture <input type="checkbox"/> Architectural Interior <input type="checkbox"/> Building Contractor <input type="checkbox"/> Building Maintenance <input type="checkbox"/> Carpenter and Mill Work <input type="checkbox"/> Estimating <input type="checkbox"/> Heating <input type="checkbox"/> Painting Contractor <input type="checkbox"/> Plumbing <input type="checkbox"/> Reading Arch. Blueprints <p>ART</p> <ul style="list-style-type: none"> <input type="checkbox"/> Cartooning <input type="checkbox"/> Commercial Art <input type="checkbox"/> Fashion Illustrating <input type="checkbox"/> Magazine Illustrating <input type="checkbox"/> Show Card and Sign Lettering <input type="checkbox"/> Sketching and Painting <p>AUTOMOTIVE</p> <ul style="list-style-type: none"> <input type="checkbox"/> Auto Body Rebuilding <input type="checkbox"/> Auto Elec. Technician <input type="checkbox"/> Auto-Engine Tune Up <input type="checkbox"/> Automobile | <p>AVIATION</p> <ul style="list-style-type: none"> <input type="checkbox"/> Aeronautical Engineering Jr. <input type="checkbox"/> Aircraft & Engine Mechanic <p>BUSINESS</p> <ul style="list-style-type: none"> <input type="checkbox"/> Advertising <input type="checkbox"/> Bookkeeping and Accounting <input type="checkbox"/> Business Administration <input type="checkbox"/> Business Correspondence <input type="checkbox"/> Public Accounting <input type="checkbox"/> Creative Salesmanship <input type="checkbox"/> Federal Tax <input type="checkbox"/> Letter-writing Improvement <input type="checkbox"/> Office Management <input type="checkbox"/> Professional Secretary <input type="checkbox"/> Retail Business Management <input type="checkbox"/> Sales Management <input type="checkbox"/> Stenographic-Secretarial <input type="checkbox"/> Traffic Management <p>CHEMISTRY</p> <ul style="list-style-type: none"> <input type="checkbox"/> Analytical Chemistry <input type="checkbox"/> Chemical Engineering <input type="checkbox"/> Chem. Lab. Technician <input type="checkbox"/> General Chemistry <input type="checkbox"/> Natural Gas Prod. & Trans. <input type="checkbox"/> Petroleum Engineering <input type="checkbox"/> Plastics <input type="checkbox"/> Pulp and Paper Making | <p>CIVIL, STRUCTURAL ENGINEERING</p> <ul style="list-style-type: none"> <input type="checkbox"/> Civil Engineering <input type="checkbox"/> Construction Engineering <input type="checkbox"/> Highway Engineering <input type="checkbox"/> Reading Struct. Blueprints <input type="checkbox"/> Sanitary Engineering <input type="checkbox"/> Structural Engineering <input type="checkbox"/> Surveying and Mapping <p>DRAFTING</p> <ul style="list-style-type: none"> <input type="checkbox"/> Aircraft Drafting <input type="checkbox"/> Architectural Drafting <input type="checkbox"/> Electrical Drafting <input type="checkbox"/> Mechanical Drafting <input type="checkbox"/> Mine Surveying and Mapping <input type="checkbox"/> Plumbing Drafting and Estimating <input type="checkbox"/> Structural Drafting <p>ELECTRICAL</p> <ul style="list-style-type: none"> <input type="checkbox"/> Electrical Engineering <input type="checkbox"/> Electrical Maintenance <input type="checkbox"/> Electrician <input type="checkbox"/> Contracting <input type="checkbox"/> Lineman <p>HIGH SCHOOL</p> <ul style="list-style-type: none"> <input type="checkbox"/> Commercial <input type="checkbox"/> Good English <input type="checkbox"/> High School Subjects <input type="checkbox"/> Mathematics | <p>LEADERSHIP</p> <ul style="list-style-type: none"> <input type="checkbox"/> Foremanship <input type="checkbox"/> Industrial Supervision <input type="checkbox"/> Leadership and Organization <input type="checkbox"/> Personnel-Labor Relations <p>MECHANICAL AND SHOP</p> <ul style="list-style-type: none"> <input type="checkbox"/> Gas—Electric Welding <input type="checkbox"/> Heat Treatment <input type="checkbox"/> Metallurgy <input type="checkbox"/> Industrial Engineering <input type="checkbox"/> Industrial Instrumentation <input type="checkbox"/> Industrial Supervisor <input type="checkbox"/> Internal Combustion Engines <input type="checkbox"/> Machine Design-Drafting <input type="checkbox"/> Machine Shop Inspection <input type="checkbox"/> Machine Shop Practice <input type="checkbox"/> Mechanical Engineering <input type="checkbox"/> Quality Control <input type="checkbox"/> Reading Shop Blueprints <input type="checkbox"/> Refrigeration <input type="checkbox"/> Sheet Metal Worker <input type="checkbox"/> Tool Design <input type="checkbox"/> Toolmaking <p>RADIO, TELEVISION</p> <ul style="list-style-type: none"> <input type="checkbox"/> Industrial Electronics <input type="checkbox"/> Practical Radio TV Eng'ing <input type="checkbox"/> Radio and TV Servicing <input type="checkbox"/> Radio Operating | <ul style="list-style-type: none"> <input type="checkbox"/> Television Technician <p>RAILROAD</p> <ul style="list-style-type: none"> <input type="checkbox"/> Air Brakes <input type="checkbox"/> Car Inspector <input type="checkbox"/> Diesel Locomotive <input type="checkbox"/> Locomotive Engineer <input type="checkbox"/> Section Foreman <p>STEAM AND DIESEL POWER</p> <ul style="list-style-type: none"> <input type="checkbox"/> Combustion Engineering <input type="checkbox"/> Diesel—Elec. <input type="checkbox"/> Diesel Eng's <input type="checkbox"/> Electric Light and Power <input type="checkbox"/> Stationary Fireman <input type="checkbox"/> Stationary Steam Engineering <p>TEXTILE</p> <ul style="list-style-type: none"> <input type="checkbox"/> Carding and Spinning <input type="checkbox"/> Cotton, Rayon, Woolen Mfg. <input type="checkbox"/> Finishing and Dyeing <input type="checkbox"/> Loom Fix'g <input type="checkbox"/> Textile Des'ing <input type="checkbox"/> Textile Eng'g <input type="checkbox"/> Throwing <input type="checkbox"/> Warping and Weaving <p>MISCELLANEOUS</p> <ul style="list-style-type: none"> <input type="checkbox"/> Domestic Refrigeration <input type="checkbox"/> Marine Engineering <input type="checkbox"/> Ocean Navigation <input type="checkbox"/> Professional Engineering <input type="checkbox"/> Short Story Writing <input type="checkbox"/> Telephony |
|--|---|---|---|--|

Name _____ Age _____ Home Address _____
 City _____ Zone _____ State _____ Working Hours _____ A.M. to P.M.
 Occupation _____

Canadian residents send coupon to International Correspondence Schools, Canadian, Ltd., Montreal, Canada. . . . Special tuition rates to members of the U. S. Armed Forces.

Now
there
are **2**

Rondine Jr.

**2-SPEED 12" TURNTABLES
by REK-O-KUT**



Model L-34
for 45 and
33½ rpm
records

And the **NEW**



Model L-37
for 78 and
33½ rpm
records

\$49⁹⁵

Slightly higher on West Coast

**SEE THEM BOTH
AT YOUR SOUND DEALER**

or write for complete details to Dept. NA-27
REK-O-KUT COMPANY
38-01 Queens Blvd., Long Island City 1, N.Y.

quency limit of 5 kc. However, some stations are permitted to operate with considerably greater bandwidths, up to 20 kc. in some cases, where such operation does not cause interference with other stations. With a broadband tuner, audio frequencies up to 10 kc. could be received. However, radio receivers generally have a bandwidth of 10 kc. at most, limiting audio response to 5 kc. On the other hand, FM stations are required by the FCC to have systems which broadcast the full audio spectrum up to 15 kc. The nominal r.f. bandwidth of an FM station is 75 kc. FM has two principal advantages over broadcast-band AM. First, the potential frequency response is considerably greater, and second, interference of all kinds is considerably reduced, particularly atmospheric and man-made static.

REACTIVATING LEAKY ELECTROLYTICS

Making purchases of electrolytic capacitors through the post is quite risky, as nearly half of the stuff you receive may turn out to be leaky due to long storage. Is there any method of reactivating such leaky electrolytics?

A. H. PURTI
Jamshedpur, India

It is frequently possible to rehabilitate electrolytic capacitors which have become excessively leaky after long periods of inactivity. The process is known as "reforming" and consists of rejuvenating the insulating film in the capacitor. To accomplish this, a variable-voltage d.c. power supply having good regulation is necessary. With the voltage set very low, the capacitor is connected across the supply and the voltage gradually increased over a period of several minutes until it is equal to the working voltage rating of the capacitor. The voltage is held at this point for several minutes, or until the leakage current has decreased to its normal value. During this process, the leakage current should be checked frequently. If it is allowed to rise too high, the capacitor may be permanently damaged.

REMOVING RECORD SCRATCH

I've seen advertisements on magnetic cartridges, record compensators and scratch filters from about \$5.00 and up; this has started me wondering if there is a way to remove scratch from 'poorer' recordings using a crystal pickup phonograph with no tone control. I realize that there isn't too much you can do with favorite songs if they're on old 78's. I would, however, appreciate any information you might have on what (if anything) would help reproduction.

JOE J. SCHEB
Gainesville, Fla.

Record scratch can be made much less annoying in many cases by the use of a low-pass filter with a variable cutoff frequency. The cutoff frequency is set for each individual record to cut out the most scratch while still leaving as much as possible of the program material. Such filters are available from most parts supply houses. Also, a simple tone control can sometimes do wonders in minimizing scratch.

-30-

POPULAR ELECTRONICS



Get more money!
More security! More out of life!



Learn TELEVISION • RADIO • ELECTRONICS

Get the best!

Get National Schools' SHOP-METHOD HOME TRAINING!

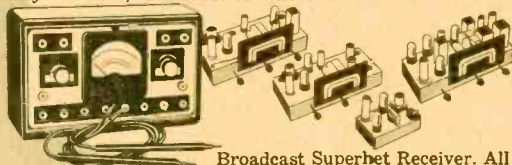
Start now! Why wait around for that raise or promotion that may never come? Get started *now* in high-paying TV-Radio-Electronics! National Schools' SHOP METHOD Home Training prepares you for success in a top-salary job or in your own business. You learn *all three*... Television, Radio, Electronics... in one complete course. Our Shop-Tested lessons and manuals help you master all phases in shortest possible time! Send coupon, find out today!

WHY NATIONAL SCHOOLS LEADS THE FIELD

Located in the "Television Center" of the world, our staff is in close touch with latest developments and opportunities. We give you personalized job placement assistance. We also give you confidential help with both technical and personal problems relating to your training. We show you how to make Part Time Earnings as you progress. Whether you live 30 miles away, or 3,000, you will always be pleased with our prompt, friendly service!

DRAFT AGE? Our home training helps you achieve specialized ratings and higher pay grades if you go in service.

We send you this precision-tested Multitester! Plus parts to build Oscillators, Receivers, Signal Generator, Continuity Checker, Combination Short Wave and Standard



Broadcast Superhet Receiver. All this equipment is part of your National Schools course. **NO EXTRA CHARGES!** Send coupon for free books!

NATIONAL SCHOOLS, world-famous technical trade school. Now entering our 50th year!



NATIONAL SCHOOLS TECHNICAL TRADE TRAINING SINCE 1905

LOS ANGELES 37, CALIFORNIA

In Canada: 811 W. Hastings St., Vancouver, B. C.

• APPROVED FOR G. I. TRAINING

• BOTH HOME STUDY AND RESIDENT COURSES OFFERED

30 MILLION TV SETS

need regular repair! Color TV means more sets than ever before. NOW is the golden opportunity to cash in on this multi-billion-dollar industry. Or "write your own ticket" in broadcasting, manufacturing, and other specialized phases!

**YOUR AGE
IS NO
OBSTACLE!**



**Send for
FREE LESSON!**
FREE BOOK & SAMPLE LESSON
will convince you!
SEND COUPON TODAY!

MAIL NOW TO OFFICE NEAREST YOU!

(mail in envelope or paste on postal card)

NATIONAL SCHOOLS, DEPT. R2G-16

4000 SOUTH FIGUEROA STREET
LOS ANGELES 37, CALIFORNIA

OR 323 WEST POLK STREET
CHICAGO 7, ILLINOIS

Please rush **FREE BOOK**, "My Future in Radio-Television-Electronics," and **FREE LESSON** at once. I understand there is no obligation, and no salesman will call.

NAME _____ BIRTHDAY _____ 19__

ADDRESS _____

CITY _____ ZONE _____ STATE _____

Check if interested **ONLY** in Resident Training at Los Angeles.

VETERANS: Give date of discharge _____

**Build the instruments
the professionals specify...
BUILD EICO KITS—SAVE 50%**



**Vacuum Tube
Voltmeter
KIT \$25.95
Wired \$39.95**



**EICO VTVMs
in use in labs
of Stromberg-
Carlson,
Rochester, N.Y.**

EICO test instrument kits are complete and professional from circuitry to front panel—are utilized by TV leaders like Stromberg-Carlson, CBS-Columbia, Emerson, etc., leading electronic schools and universities, and over 60,000 radio-electronic servicemen coast to coast.

Exclusive "Beginner-Tested" step-by-step instructions make it easy, educational and enjoyable to build EICO Kits. Only basic tools, no electronics knowledge required. *You build 'em in one evening—they last a lifetime.* Exclusive 5-way Guarantee on instructions, components, performance, lifetime service and calibration. No wonder there are over 1/2-million in use the world over!

42 models to choose from. There is an EICO Distributor in your neighborhood. Write for his address & FREE CATALOG PE-1.

Prices 5% higher
on West Coast © 55



**5" Push Pull
Oscilloscope
Kit \$44.95
Wired \$79.95**



**6V & 12V Battery
Eliminator & Charger
KIT \$29.95
Wired \$38.95**



**1,000 Ohms/Volt
Multimeter
KIT \$12.90
Wired \$14.90**

**84 Withers Street
Brooklyn 11, N. Y.**

POP'ronics

BOOKSHELF

"ELECTRONIC MOTION PICTURES" by Albert Abramson. Published by the *University of California Press*, Berkeley 4, Calif. 222 pages. Cloth bound. Price, \$5.00.

In many cases, the applications of electronic developments in various fields often go beyond the purposes for which they were originally intended. This has been particularly true of the electronic camera. Designed for use in picking up and transmitting television shows, it is rapidly being taken over by the motion picture industry, where it may soon replace the mechanical camera as a means of making movies.

The whole story of this development is told here. The author traces the evolution of the electronic camera from the experiments of Thomas A. Edison, through the early iconoscopes, down to the orthicons and photicons of our own day. Use of magnetic tape for recording and playback of video programs is explained, and some perceptive remarks on the camera of the future are included. The text is amply illustrated with many fine drawings and numerous first-rate photographs.

The treatment of the subject matter should appeal to the technically minded as well as to the lay viewer. It represents an interesting blend of explanations of equipment, notes on personalities, and a running history of the video entertainment field. The author, himself a television engineer, never loses sight of the human interest inherent in the subject of entertainment achieved by electronic means.

Recommended: for readers at all levels of technical development who are interested in television, cameras, and the increasing application of electronics to photographic work.

"SHOOT TV AND RADIO TROUBLE FAST" by Harry G. Cisin. Published by *Harry G. Cisin*, Amagansett, N. Y. 40 pages. Paper bound. Price, \$1.50.

Here, boiled down to essential working procedures, is enough trouble-shooting information to permit a technician to solve most of the common troubles that plague radio and television receivers, including sets

Have you thought about a

Career

in RADIO-TV-ELECTRONICS?

FREE BOOKLET TELLS YOU HOW TO BE SUCCESSFUL. SEND FOR IT NOW.



TURN YOUR HOBBY INTO A HIGH-PAY CAREER!

Turn your hobby into profits. It's the "Age of Electronics!" Trained men are in crucial demand! You may be "outside" the electronics industries now, working on a job you enjoy far less than experimenting, building, transmitting, receiving; working for less money than is being paid to electronics engineering technicians.

But your "true love" is electronics. Why not awaken to your opportunities—now?

ELECTRONICS IS SCREAMING FOR MEN LIKE YOU!

Here are just two of the high-level opportunities available from coast to coast:

"ELECTRONIC FIELD TECHNICIANS:

If you are between 19 and 32 and have at least a 2-year technical school background, with emphasis on electronics, you can do important work on COMPUTER INPUT-OUTPUT functions.

IBM will train you and pay you while you train! Training at IBM's Kingston, N. Y. School includes: Diagnostic testing of computers, magnetic drum, core and tape storage, complex computer circuits, power systems, cathode ray tubes and associated circuitry, pulsing and synchronization circuits.

IBM, Neighborhood Rd., Kingston, New York"

"Just about four months have passed since I made my first recruiting trip to CREI. As a result of that visit Messrs. Kohs, Plante and Wenger are now members of the Laboratories and Mr. Kresge soon will be . . . we have some openings now and will have others . . ."—Bell Telephone Laboratories, Murray Hill, N. J.

"Two openings in our Field Service . . . aircraft electronics . . . starting salary is \$380 and up . . ."—North American Aviation, Inc., Columbus, O.

ALL YOU NEED IS ADVANCED TECHNICAL TRAINING

Sure you have some experience. But the fellows with only partial technical knowledge move slowly, or stand still, while you—the man with advanced technical training—plunge ahead in the golden world of electronics opportunities.

COUNTLESS POSITIONS MUST BE FILLED

And only trained men can fill them. You can get your share, if you take time now to gain that indispensable knowledge.

ACQUIRE NECESSARY TRAINING AT HOME

Use spare-time hobby hours for CREI Home Study as thousands of successful electronic engineering technicians have since 1927. Get concentrated training in minimum time, then step into a good job and enjoy good pay in the mushrooming electronics industry. Our job-finding facilities will be ready to serve you.

CREI TRAINS YOU IN MINIMUM TIME AT HOME

Thousands of men before you have benefited quickly from CREI Home Study training. Thousands of CREI graduates are now employed in industry here and abroad. Here is what they say:

"In this time of less than two years, I have almost doubled my salary and have gone from wireman to engineering assistant and now to Junior engineer. I have CREI to thank."—Frank A. Eckert, 22 Clover Lane, Levittown, Pa.

SEND FOR FREE BOOKLET, IT TELLS YOU HOW

How to gain career success in the tremendous electronics industries. It pinpoints opportunities which exist. By 1960, the electronics industries will do no less than \$10 billion worth of business per year, not counting military orders. Take TV for example: There are about 37,000,000 TV sets and 413 TV stations on the air. Color TV is pushing ahead furiously. There is but one field of maximum opportunity in this electronic age.

LIKE TO STUDY IN WASHINGTON?

CREI also offers resident instruction at same high level day or night. Classes start often. Check coupon for Residence School catalog. Qualified residence graduates earn degree: "Associate in Applied Science."

VETERAN? If discharged after June 27, 1950, let new GI Bill of Rights help you get resident instruction. Check coupon for full data.

FAMOUS FOR 28 YEARS CREI is known and respected throughout the Electronic world. Since 1927 we have trained thousands in the military, industry and government. "ASK ANY RADIO-ELECTRONIC-TELEVISION ENGINEER."

To help us answer your request intelligently, please give the following information:

EMPLOYED BY

TYPE OF PRESENT WORK

SCHOOL BACKGROUND

ELECTRONICS EXPERIENCE

IN WHAT BRANCH OF ELECTRONICS ARE YOU MOST INTERESTED?

MAIL THIS COUPON . . . TODAY!

CAPITOL RADIO ENGINEERING INSTITUTE

Accredited Technical Institute Curricula—Founded In 1927
3224 16th St., N. W., Dept. 121C, Washington, D. C.

Send booklet "Your Future In the New World of Electronics" and course outline.

CHECK FIELD OF GREATEST INTEREST

- Practical Television Engineering
- Broadcast Radio Engineering (AM, FM, TV)
- Practical Radio Electronics Engineering
- Practical Aeronautical Electronics Engineering

Name Age

Street

City

Check: Home Study Residence School Korean War Veteran



LIFETIME GUARANTEED TUBES

BRAND NEW PICTURE TUBES

• RCA Licensed.
• One Year Unconditional Guarantee.

Type	Price	Type	Price
10BP4	\$11.90	17BP4	\$20.63
12LP4	14.38	19AP4	24.81
14BP4	16.85	21AP4	28.79
16RP4	19.38	21EP4	28.79
16LP4	19.38	24AP4	42.50

Picture Tubes shipped F.O.B. Harrison, N.J.

NEW INDOOR ANTENNA

Both UHF and VHF. Brings better reception than most outdoor antennas. Use on top of TV.

List price \$9.95. **\$3.99 each**

YOUR PRICE \$3.29 each Lots of 3

FREE BONUS BOX

With Every \$25 Order

- 1 RCA Cheater Cord
- 10 Assorted resistors
- 10 Assorted 2 Color "blank" tube cartons
- 1 6B26GT tube
- 1 6CB6 tube

FREE CLOCK RADIO

With Every \$125 Purchase Within 30 Days Wakemaster clock radio with famous Sessions clock movement wakes you up to music or alarm. May be purchased outright from MAJOR BRAND for \$17.95. In ivory or rust.

FREE GIFT CERTIFICATE*

Worth \$5 toward the purchase of any of our merchandise on future orders will be sent with any order of \$50 or more.

*Free Gift Certificate cannot be used to obtain another certificate unless order is \$55 or more.

WE PAY ALL POSTAGE on orders shipped in USA, Territories and APO's. Send only purchase price of merchandise. Please include approximate postage on foreign shipments. All orders subject to prior sale. Add 25¢ handling on orders under \$5.00. Quantity users write for special discount.

Write For FREE Tube List—Order Blank—and FREE Sample Tube Carton. We want Y-O-U On Our Mailing List!

• We guarantee to replace tubes labeled MAJOR BRAND forever • Each Tube Individually Boxed And Guaranteed For Life • Over A Half Million Tubes Always In Stock • Immediate Shipment • Free Postage On All Orders With Full Remittance.

HERE'S HOW LIFETIME GUARANTEED TUBES

SAVE YOUR MONEY

• There are fewer "call backs" • There are no "out of date" tubes • "Peak Performance" testing in our fully equipped Testing Department before shipment guarantees quality.

074P	.43	3C86	.52	6B4G	.52	6L7	.42	7C7	.45	14B6	.38
1A4P	.33	3Q4	.46	6B8	.69	6N7	.60	7E5	.45	14Q7	.50
1A7GT	.43	3Q5GT	.57	6BA6	.47	6Q7	.40	7E6	.55	19B6G	1.15
1B3GT	.65	354	.47	6BA7	.58	654	.40	7E7	.70	19T8	.65
1C5GT	.41	3V4	.47	6BC5	.47	65A7	.45	7F7	.59	2A4	.39
1D5GP	.43	5BQ7	.89	6BC7	.80	65C7	.48	7E8	.70	25AV5GT	.78
1E7GT	.41	4B27	.95	6BE6	.45	65G7	.41	7G7	.75	25BQ6GT	.78
1G6GT	.41	5AW4	.75	6BF5	.40	65H7	.43	7H7	.50	25L6GT	.47
1H4G	.43	516	.63	6BF6	.50	65J7	.43	7J7	.75	25W4GT	.43
1H5GT	.47	5T4	.69	6BQ6G	1.15	65K7	.45	7K7	.75	25Z5	.37
1J6GT	.47	5U4G	.43	6BH6	.50	65L7GT	.55	7L7	.75	25Z6	.37
1L4	.45	5U8	.74	6BJ6	.47	65N7GT	.55	7N7	.50	27	.25
1L6	.55	5V4G	.59	6BK5	.68	65Q7	.39	12A7E	.37	35A5	.46
1L4A	.57	5V3	.31	6BK7	.76	65R7	.42	12A7F	.66	35B5	.50
1L4G	.47	5V4G	.36	6BL7GT	.75	65S7	.41	12A7Z	.63	35C5	.50
1L84	.57	5Z3	.41	6BN6	.58	6T4	.95	12AUG	.41	35L6GT	.47
1LCS	.49	6A7	.57	6BQ6GT	.78	6T8	.68	12AU7	.53	35W4	.34
1LC6	.47	6A8	.45	6BQ7	.78	6U8	.75	12AV6	.35	35Y4	.34
1LD5	.57	6AB4	.43	6BY5G	.58	6V3	.80	12AV7	.67	35Z3	.39
1LE3	.57	6AC7	.67	6BZ7	.88	6V6GT	.46	12AX4GT	.65	35Z5GT	.34
1LG5	.57	6AF4	.79	6C4	.37	6W4GT	.39	12AX7	.58	37	.29
1LH4	.64	6AG5	.50	6C5	.35	6W6GT	.53	12B4	.68	50A5	.46
1LH5	.47	6AG7	.69	6C6G	.49	6X4	.34	12B6G	.48	50B5	.50
1NSGT	.50	6AH6	.69	6C6G	1.15	6X5	.34	12BD6	.48	50C5	.50
1R5	.50	6AJ5	.70	6D6	.48	6X8	.73	12BE6	.46	50L6GT	.43
1S5	.42	6AK5	.54	6E5	.44	6V6G	.55	12BH7	.60	75	.42
1U4	.47	6AQ5	.46	6F6	.38	7A4	.45	12BY7	.65	77	.38
1U5	.42	6AR5	.46	6G6	.40	7A5	.53	12BZ7	.61	78	.38
1V2	.65	6AS5	.48	6H6	.38	7A6	.45	12CUG	.95	80	.34
1X2	.61	6AS6	1.70	6J4	1.79	7A7	.43	12SA7	.45	84/6Z4	.44
2A3	.55	6AS7G	2.19	6J5	.39	7A8	.45	12S7	.45	117L7GT	
2A5	.57	6AT6	.39	6J6	.47	7B5	.39	12SK7	.45		1.09
2A7	.55	6AU4GT	.65	6J7	.43	7B6	.42	12SN7GT	.56	117N7GT	
3A4	.51	6AUSGT	.59	6J8G	.85	7B7	.41	12SQ7	.37		1.09
3A5	.50	6AU6	.42	6K6GT	.37	7B8	.45	12SR7	.45	117P7GT	
3AL5	.45	6AV5GT	.65	6K7	.39	7C4	.39	12V6GT	.45		1.09
3AU6	.46	6AV6	.39	6K8	.65	7C5	.42	12X4	.37	117Z3	.35
3BC5	.54	6AX4GT	.60	6L6	.68	7C6	.43	14A7	.42	117Z6GT	.63
3BN6	.70	6AX5GT	.57								

This Ad Is Worth M-O-N-E-Y

Clip out this ad and attach it to your order. Three 6SN7GT's will be shipped FREE with any order of \$10 or more.

MAJOR BRAND TUBE CO.

Romano Bldg. ESsex 4-1106 Harrison, N. J.

Make SURE, SAFE INSULATED ELECTRICAL CONNECTIONS

The New

SUPER ~~CHAMP~~ Hand Tool

The ONE Tool for ALL Wire Sizes used in Home Wiring, Appliances, Automobiles.

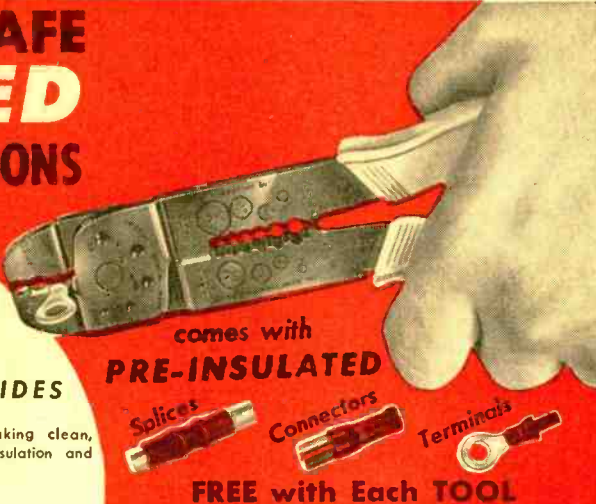
DOES ALL THESE THINGS BESIDES

CRIMPS Solderless Terminals and Connectors without solder or tape for safe connections.

CUTS Wire, making clean, sharp cut through insulation and Conductor.

STRIPS Wire sizes #22-#10. Gauges assure proper length for sure, safe crimp.

SHEARS Bolts and screws without damaging threads — no filing or hack sawing.



comes with
PRE-INSULATED

Sllices Connectors Terminals

FREE with Each TOOL

ORDER DIRECT—USE COUPON

Satisfaction guaranteed or money back. Send check or money order for \$3.95. (Ohio residents add 12c sales tax.)

T. W. Berger, Inc.
National Distributor Consumers and Dealers
AIRCRAFT-MARINE PRODUCTS, Inc.
1315PE American Bldg., Cincinnati 2, Ohio

T. W. Berger, Inc.

National Distributor Champ Tool

1315PE American Bldg., Cincinnati 2, Ohio

Send me post paid the new super Champ Hand Tool. I am enclosing \$3.95. (Ohio residents add 12c sales tax.)

check money order

NAME

ADDRESS

CITY.....ZONE.....STATE.....

Only
\$3.95
Post Paid

How to Find a Buyer for Your Invention

LISTS HUNDREDS OF NEEDED INVENTIONS

A manufacturer in Chicago is eager to pay good money for new plastic toys or houseware inventions with wide appeal.

A large company in St. Louis assures big cash rewards for ideas or inventions relating to paint specialties. A Boston company pays inventors 5% of gross sales for new ideas for gadgets and inventions for the home, automobile, or garden. An electronics firm will pay big money for new accessories to improve TV reception.

These are just a few of the hundreds of needed inventions listed by 140 top manufacturers. Each manufacturer lists the exact type of inventions he is interested in buying, and company executive to write to for immediate action. FOUR complete cross-indexed lists give you this valuable information to guide you:

Cross Index "A"

—lists hundreds of needed inventions and types of products for which improvements are wanted.

Cross Index "B"

—gives listing of materials each manufacturer uses in current production.

Cross Index "C"

—enables you to locate the manufacturers with the type of equipment needed for producing your idea.

Cross Index "D"

—lists facilities for developing, producing, and marketing your inventions.

NOW! A Brand-New Guide—by the Editors of Science and Mechanics Magazine—Tells You Exactly HOW, WHEN, and WHERE to Find a Buyer for Your Ideas or Inventions. Tells You Everything You Need to Know to—

Turn Your Big Ideas into Big Money!

NOW when you get an idea you think may be worth thousands of dollars—a brand-new product wanted by everybody; a way to improve a product already in use; a lower-cost, easier method of servicing, making, or doing something—you can know exactly HOW and WHERE to cash in on it and make big profits.

Big brand-new guide, **How to Find a Buyer for Your Invention**, reveals

brand-new guide, published after years of exhaustive research, helps you get the right contact in the right firm. It lists hundreds of inventions urgently needed by top manufacturers. Tells you the actual name and title of the man to contact in each firm to make a quick sale!

The Most Successful Sales Guide Ever Published for Inventors

FOUR complete cross-indexed lists tell you what you need to know to locate your best prospects and make the most money. You know beforehand which manufacturers have the best facilities to make your product.

"How to Find a Buyer for Your Invention" more than guides you every step of the way in making the sale. You learn 8 tested methods of selling inventions; 6 sure-fire ways of gaining the immediate interest of prospective buyers. An exclusive copyrighted Disclosure Form (alone worth more than the low cost of

Manufacturers!

Are You Looking for New Product Ideas, Improved Processes, New Inventions?

If so, write us for full information telling how your firm can be listed—FREE—in this brand-new inventor's guide. Your firm name will be included in a supplemental list of manufacturers, available upon request to all purchasers of the current edition.

Why So Many Inventors Fail

Few inventors know how to "cash in" on their ideas. Some spend their entire lives literally sitting on a gold mine without ever getting to the right man in the right firm who could turn the trick for them, easily—quickly.


The secret of selling your invention—and your shortcut to success as an idea man—is in knowing WHERE your ideas are actually needed, and HOW to contact the man who will say "Yes—BUY!"

That is exactly what the editors of Science and Mechanics Magazine have now made it easy for you to do. Their

(the book) enables you to include all the vital information needed about your invention to make a favorable impression. Answers your questions about patent brokers, free invention selling services. Gives you a seven-point test by which you can tell whether your idea is salable. Outlines risks involved in selling ideas and tells how to avoid them. Tells what to do about models, plans, drawings, how to prepare a Sales Portfolio—and much more!

SEND NO MONEY

—Examine Guide FREE for 5 Days! Just mail coupon below and we will rush you a copy of "How to Find a Buyer for Your Invention" to examine FREE for five days. If not convinced that it is worth many times its low cost, simply return it and owe nothing. You don't risk a penny.



Tells You Step-By-Step Exactly How To—

HOW to Determine if Your Idea or Invention is Salable: Saves you time, money, and heartbreak by telling you BEFOREHAND how to find out whether your big idea is marketable. 7 questions and answers tell you whether someone will pay good money for your idea.

WHERE to Sell Your Invention: Complete, up-to-the-minute list of 140 big manufacturers actively interested in buying inventions. Details their specific needs; facilities available; name and address of official to contact.

EIGHT Different Ways to Sell an Invention. Tells you step-by-step how to sell your idea or invention

direct to a manufacturer; through a patent broker; classified ads; publicity and news releases; at exhibitions sponsored by engineering societies, etc.

HOW to Find Out if Your Idea or Invention is Patentable: Values of a patent, commercial search, etc. How a patent protects you. How to use it to your advantage when making a sales presentation.

WHEN to Sell Your Invention: Why the time of selling is so important. Pitfalls to avoid.

SIX Ways to Interest a Prospective Buyer: When and WHEN NOT to use a working model. Valuable hints on drawings and descriptions. How

your patent application can be a sales "clincher." Step-by-step directions for preparing a DISCLOSURE FORM that will win favorable attention.

PATENT Brokers, Sales Agents: How to select a Patent Broker. How to be your own Patent Broker. Advantages and Limitations of Free Invention Selling Services.

MAIL COUPON NOW!

SCIENCE and MECHANICS MAGAZINE, Dept. 264B, 450 East Ohio Street, Chicago 11, Illinois

Please send me—for 5 days' FREE EXAMINATION—a copy of "How to Find a Buyer for Your Invention." Unless completely satisfied with book I may return it in 5 days and owe nothing. Otherwise I will keep it and send you only \$2.95, plus 25c to cover postage and handling.

Name _____


Address _____

City, Zone & State _____

SAVE Money! Enclose only \$2.95 WITH this coupon. Then WE will prepay ALL delivery charges. Same 5-day return privilege for full refund applies.

HERSHEL SPECIALS

All New MYSTERY PACKAGE of ELECTRONIC PARTS



Worth \$40.00

Our Price
\$3.95

Ship. Wt. 20-lbs.

It's the surprise of your life! 20 pounds of brand new usable Govt. surplus. The ideal gift for home, etc.

We now ship parcel post to save you more money!

KIT SPECIALS

KIT 1, HARDWARE
Over 1,000 pcs. Assorted. For Radio & TV **99c**

KIT 2, CERAMICONS
100 Assorted 75 mmd. to 6,000 mmd. **\$2.50**

KIT 4, Rotary Switches
25 Assorted Terrific Buy! **\$2.50**

KIT 5, RESISTORS
100 Assorted 1 ohm to 15 meg 1/2 to 5 watts **\$1.75**

HI GAIN DYNAMIC MIKE KIT

Uses UTC, Transformer and Western Electric Mike. Ideal for Home, PA, CAP, Recording, Mobile Equip. 50 DB/80. 7500 CPS. Diagram Furnished **\$1.95**

PHOTO ELECTRIC CELL

95¢ CE Vacuum Cell used in AMPRO Sound Projector. Also useful for opening garage doors and Alarm Systems.

SWING CHOKE

2H-7H-500 MA Thordarson T48003 \$5.95

KIT 6, RF CHOKES
25 Assorted Range from .5MH to 25MH **95c**

KIT 7, TOGGLE AND SLIDE SWITCHES
25 Assorted D.P.S.T., D.P.D.T. S.P.S.T., etc. **\$3.25**

KIT 8, PAPER AND CAN CONDENSERS
25 Assorted Range from 4Mfd-150V to 80Mfd-450V. **\$2.75**

KIT 9, KNOBS
100 Assorted Push-On and Set Screw types **\$1.75**

KIT 10, MICAS AND SILVER MICAS
100 Assorted Range from 10mmd. to 7500mmd. **\$2.50**

KIT 11, BATH-TUB OIL CONDENSERS
25 Assorted Range from 1 Mfd. to 2 Mfd. up to 600 VDC. **\$1.50**

KIT 12, HI WATTAGE RESISTORS
25 Assorted Range from .75 ohm to 20,000 ohm, 10 up to 200 watts **\$3.25**

KIT 13, TUBE SOCKETS
50 Assorted 4-5-6-7-8-9 pin types **\$2.50**

ALL-PURPOSE FIL. TRANSFORMER

PRI. 117 VAC 60CY.		SEC.	
6.4V	12A	5.V	3A
6.4V	10A	5.V	3A
5.V	3A	2.5	1.75A

\$4.95

VARIABLE CONDENSERS YOUR CHOICE

95c

TYPE 100 MMFD-Double Sealed size 2 3/4" x 1 1/2" H. Hammerlund Mfg.

1/4" Shaft Root Counter Manual for coil tuning, etc. 3 for \$1.00 **39c**

OIL CONDENSER

\$1.65

2 Mfd. 3000 VDC. Furanol Oil W/Mounting Brackets New, removed from equip. Size 4 3/4" x 4 1/4" x 2 1/4"

ARC-5 COMMAND TRANSMITTER YOUR CHOICE

\$6.95

2.1 to 3 MC. 7 to 9.1 MC. Brand New in Cartons with tubes. **HOTTEST BUY IN THE COUNTRY**

AUDIO CHOKE

95c

4500 ohm Ideal for radio control, airplanes, boats, etc. Size 1 1/8" x 5/8" x 5/8" Wt. 1/2 oz.

TERMS: Cash with order or 25% DOWN—BALANCE C.O.D. ALL PRICES NET F.O.B. DETROIT MINIMUM ORDER \$2.00

HERSHEL RADIO CO. 5249 GRAND RIVER Detroit 8, Michigan Phone TYler 8-9400

using printed circuits. Symptoms of trouble, faults, and corrective measures are all arranged in streamlined fashion for quick reference and quick action on the part of the technician.

Many defects, with apparently different symptoms, all have certain things in common. As a result, one test may often serve to pinpoint several faults. Where this applies, the author has cross-indexed his material, producing a text that is very easy to follow and cutting down on the over-all bulk of the book. It should be pointed out that these are over-sized, double-column pages, each one containing the equivalent of two normal-size pages.

Recommended: as an introductory servicing guide for the beginner; as a "brush-up" or short-cut reminder for the experienced technician.

"OPERATION TV" by Stephen A. Madas. *Vantage Press, Inc.*, New York, N. Y. 81 pages. Cloth bound. Price, \$2.50.

Ignoring the extravagant claims on the jacket ("You may be able to fix it yourself and pocket the change . . ."), and getting into the book itself, we feel that this little volume may well fill a gap in the average man's understanding of video technology.

Some insight is provided into the problem of interference, and instructions are given for cleaning the picture tube effectively and safely. This book is not intended as a servicing guide and contains no pictures or diagrams. Its chief value lies in a general explanation of how television works; and it reminds the user that much improvement in reception can be achieved by correct adjustment of visible and accessible controls.

Recommended: for the beginner in TV and the lay viewer.

Free Literature Roundup

AN 8-PAGE BOOKLET titled "Questions and Answers on Electron Microscopes" is available free from the *Research & Control Instrument Div., North American Philips Co., Inc.*, 750 S. Fulton St., Mt. Vernon, N.Y. The booklet covers the operation and application of electron microscopes as well as the subjects of shadow casting, electron diffraction, visual and camera work, and electron and lens theory.

AN ILLUSTRATED FOLDER on "How Magnetic Tape Is Made" may be had upon request from *ORRadio Industries, Inc.*, Dept. 152, Opelika, Alabama. Included is a photo story describing the manufacture of "Irish" brand recording tape.

RCA offers you the finest training at home in Radio-TV electronics, TV servicing, Color TV



SEND FOR THIS FREE BOOK NOW!

The instruction you receive and equipment you get (and keep) will start you on your way. Pay-as-you-learn. You pay for only one study group at a time. This 52 page book contains complete information on Home Study Courses for the beginner and the advanced student.



RCA INSTITUTES, INC.
 A SERVICE OF RADIO CORPORATION OF AMERICA
 350 WEST FOURTH STREET, NEW YORK 14, N. Y.

RCA Institutes, Inc., Home Study EP-61
 350 West Fourth Street New York 14, N. Y.
 Without obligation, send me FREE CATALOG on Home Study Courses in Radio, Television and Color TV. No salesman will call.

Name Please Print
 Address
 City Zone State

IMPORTANT
 Be sure to write for RCA Institutes catalog before signing up for any Radio-TV course

January, 1956

FREE GIFT COUPONS

FREE COUPON for exciting gifts for every dollar you spend. Electrical appliances, etc. for use in home, sale over counter. Send for **FREE PREMIUM CATALOG**... order now... start collecting these valuable coupons!

WELLER DUAL-LITE SOLDER GUN KIT



100 watt gun provides the proper heat for most applications. Dual spot light illuminates work. Kit includes Gun, wire soldering brush, soldering aid, Kester solder.



\$5.83

SHELDON PICTURE TUBE BRIGHTENER \$1.09

\$1.19 ea. Lots of 3,

TV AND RADIO CONTROLS
5K-50K-100K-500K-200K, 1 meg, less switch. Your choice, ea. 19c. With switch, long shaft, 1/2 meg-1 meg. **39c**

70° COSINE YOKES
TV deflection yoke. New type for anti-anastigmatic focusing. With leads. List \$10.30. **\$2.99**

STANDARD COIL CASCODE TV TUNERS
Long shaft. 41MC, complete with 6J6, 6Q7, 12 channel (2 to 13). Long shaft can be cut. **\$13.95**

UNIVERSAL 4-PRONG AUTO RADIO VIBRATOR
For 90% of 6 volt auto sets. \$1.39 ea. Lots of 10, ea. **\$1.29**

KNOB KIT
25 asst. knobs for radio, TV, auto work. each kit **89c**

GE TYPE FLYBACK TRANSFORMER
14.5 KV Flyback, use with 6BG6 or 6CD6, 12 to 14.5 KV. **\$2.49**

6 FT. EXTENSION CORD
UL approved. Double outlet. Molded rubber plug. 22c ea. Lots of 5. **19c**

VISULITE TV TUBE CHECKER AND CONTINUITY TESTER
Automatically checks all tubes, tests electrical devices such as fuses, lamps, resistors, etc. **\$3.85**

TUBE SOCKET KIT
25 asst. octal, loctal, 7 pin, 9 pin miniature in bakelite and wafer type. Complete. ea. Kit **89c**

TERMINAL STRIP KIT
10 asst. most wanted type for radio, TV. ea. Kit **59c**

INSULATED RESISTOR KIT
Asst. of 100 1/2 watt, 1 watt, 2 watt resistors RTMA color coded. Handy plastic utility kit. List \$15.80. each Kit **\$1.95**

SPEAKERS—TERRIFIC SAVINGS!

- 4" PM Matching output transformer. **\$1.57**
- 5" PM AC-DC sets, intercoms. \$1.79 ea. Lots of 10 ea. **\$1.59**
- 6" PM \$2.29 ea. Lots of 10, ea. **\$2.00**
- 8" PM—For radios, small PA systems. \$3.49 ea. Lots of 10 ea. **\$3.29**
- 10" PM \$3.95 ea. Lots of 10, ea. **\$3.75**
- 12" PM Jumbo Alnico 5 magnet. \$5.50 ea. Lots of 8, ea. **\$4.50**

Dept. PE-12

SAVE MONEY! TUBES PARTS &

- 900,000 Radio & TV Tubes
- Individually Boxed
- One year RTMA guarantee
- Best Brands Available
- Same day service

FREE WITH \$3 order or more! Practical All Purpose ELECTRIC TESTER Equipped with genuine GE neon glow lamp. Tests loads from 90 volts to 500 volts, AC or DC. Use it in the home, factory, shop, garage, etc.

Pocket AC-DC MULTITESTER
Hi-accuracy precision VOM-1000 Ohms per V. Reads AC & DC volts 0, 5, 25, 250, 1000 V. DCMA: 0-1, 10, 100-114 V. Ohms 1, 10, 100K. Size: 1 1/4" D, 4 5/8" L, 3 1/4" W. Test Leads. Sold singly \$9.95. Lots of 3 **\$9.45**

TYPE	PRICE	TYPE	PRICE	TYPE	PRICE
074	.65	6B6	.39	70A	.70
1B3GT	.79	6B6	.49	7F8	.70
1L4	.51	6BK5	.70	7Y4	.35
1L5	.53	6B7A	.78	12A7	.41
1L4A	.57	6B8	.59	12A7T	.47
1L8A	.66	6BL7GT	.77	12AUG	.46
1LC6	.66	6BQ6GT	.80	12A07	.58
1LDS	.57	6BQ7A	.80	12AV6	.42
1E3	.57	6BZ7	.90	12AX7	.63
1LQ5	.57	6BY5G	.60	12AY7	.90
1LH4	.62	6C4	.39	12BA6	.46
1LN5	.47	6C5	.36	12B4	.70
1NSGT	.55	6C6	.50	12BE6	.46
1R4	.65	6CB6	.51	12BH7	.60
1R5	.51	6CDD6	1.18	12BY7	.64
1S4	.59	6D6	.50	12SA7	.52
1S5	.51	6E5	.46	12SH7	.47
1T4	.52	6F6	.40	12SL7GT	.50
1U5	.50	6HGT	.40	12SL7GT	.60
1V	.57	6J4	2.00	12SN7GT	.57
1X2A	.62	6J5GT	.40	12SO7GT	.40
2D21	1.00	6J6	.49	14A5	.59
2V3G	.80	6J7	.45	14A7	.45
2X2A	.90	6K6GT	.39	14B6	.40
3D5	.45	6K7	.40	14R7	.52
3L4	.69	6L7	.44	14RG6G	1.18
3Q4	.55	6N7	.61	15A6	.66
3Q5GT	.63	6Q7	.45	19T8	.70
3V4	.58	6S4	.48	25A7GT	1.50
5T4	.70	6S7G	.47	25AV5GT	.80
5V4G	.45	6SA7GT	.50	25B6G	.98
5V4G	.71	6SC7	.50	25C0GT	.82
5Y3GT	.39	6SCT	.43	25Y5	.45
5Y4G	.43	6SH7	.45	25Z6GT	.42
5Z3	.45	6SJ7GT	.45	35A5	.48
5Z4	.54	6SK7	.50	35B5	.48
6A7	.59	6SL7GT	.70	35C5	.48
6A8	.45	6SN7GT	.57	35L6GT	.48
6AB4	.45	6SW4GT	.40	35W4	.39
6AF4	.80	6V6GT	.48	35Y4	.40
6AG5	.52	6W4GT	.40	35Z5GT	.39
6AH6	.45	6W6	.39	50B5	.48
6AK5	.80	6W6GT	.53	50C5	.48
6AL5	.42	6X4	.35	50L6	.48
6AL7GT	.70	6X5	.39	50L6GT	.45
6AS5	.50	6X5GT	.35	75A7	.44
6A56	2.00	6X8	.75	78	.39
6AS7G	2.25	6Y6G	.60	80	.35
6AT5	.40	7A4	.47	83V	.60
6AU5GT	.70	7A5	.55	117L7GT	2.00
6AU6	.43	7A6	.47	117N7GT	2.00
6AV5GT	.75	7A7	.45	117P7GT	2.00
6AX5GT	.95	7B8	.48	117Z3	.37
6B4G	.90	7B5	.41	117Z6GT	.65
6BA6	.49	7B7	.43		
6BC5	.50	7B8	.47		
6BE6	.45	7C4	.40		
6BG6G	1.18	7C5	.44		

FREE with each \$25 or more order! 5-Pc. Sylvania Repair Kit. Value \$4.95. Includes: flashlight head, Phillips screwdriver, flat head screwdriver, alignment tool and polystyrene case.

TERMS: 25% deposit required on all orders. Balance C.O.D. Save C.O.D. charges, send full remittance plus postage with order. All unused money refunded with order. NO MINIMUM ORDER.

SPECIALS to FEB. 1st

19c EACH
1F5G 1629
1223 36
2C22 35/51
Disregard Main Tube List!

Special Purpose Transmitting and Cathode Ray TUBES

Stanley ELECTRONICS CORP.

935 MAIN AVENUE - PASSAIC, N. J.

GRegory 1-2498

EDUCATIONAL • PROFITABLE • ENJOYABLE

Geiger Counter Kit

Combine fun with profit! Now you can build a professional model that would ordinarily sell for at least \$99.50. Comes complete with meter, latest 2 tube printed circuitry, best sensitivity, 3 position range switch, phones and flashing neon light. Compact size of 4 1/2"x8"x4" is best for field use. Kit includes all necessary parts, are sample and detailed instructions. Fully guaranteed. Free literature. Order now, immediate delivery!

\$49.50

Complete with Meter F.O.B. L.A.

SIERRA SCIENTIFIC CO. 5415 York Blvd., Dept. 3 Los Angeles 42, Calif.

Get Your F. C. C. LICENSE Quickly!

Correspondence or residence preparation for F. C. C. examinations. Results guaranteed.

An FCC commercial operator license means greater opportunities and higher pay. We are specialists in preparing you, in a MINIMUM OF TIME, to pass FCC examinations for all classes of licenses. Beginners get 2nd class license in 8 weeks and 1st class in 4 additional weeks.

Regularly scheduled resident classes are held in Washington, D. C. and Hollywood, California. Correspondence courses are conducted from Washington. Write for our free booklet which contains complete details.

GRANTHAM School of Electronics

Dept. 10-A
5910 Sunset Blvd.
Hollywood 28, Calif.

OR

Dept. 10-A
821 19th St. N. W.
Washington, D. C.

BUILD 16 PRINTED CIRCUIT and METAL CHASSIS RADIO CIRCUITS

ONLY **\$19.95** COMPLETE

WITH THE NEW DELUXE 1956 PROGRESSIVE RADIO "EDU-KIT"

- Absolutely No Knowledge of Radio Necessary
- Learn Practical Radio Theory and Construction
- No Additional Parts Needed
- Excellent Background for Television
- Build 16 Receiver, Transmitter, Code Oscillator, Signal Tracer, Signal Injector Circuits
- 30 Day Money-Back Guarantee
- Free Soldering Iron, Tester & Other Extras
- School Inquiries Invited
- Used in 79 Countries
- Learn High Fidelity



Reg. U. S. Pat. Off. Pend.

WHAT THE "EDU-KIT" OFFERS YOU

You will learn how to build radios using regular punched metal chassis and professional radio schematics. You will learn how to wire and solder radio circuits. You will learn the basic principles involved in radio. You will build sixteen receiver, transmitter, code oscillator, signal tracer and signal injector circuits, and learn how to operate them. You will learn the principles of RF and AF amplifiers, detectors, RF and AF oscillators, rectifiers, etc. You will learn how to service and troubleshoot radios. You will build a Printed Circuit Signal Injector, and learn the principles and practical aspects of this revolutionary new method of radio building. You will learn and practice code, using the Progressive Code Oscillator. You will receive instructions for F.C.C. Novice License. In brief, you will receive practical basic training in Radio, worth many times the small price you pay.

THE EDUCATIONAL RADIO KIT FOR EVERYONE

You do not need the slightest background in radio or science. The "Edu-Kit" is designed for the complete beginner. It is used by young and old, by radio schools and clubs, by Armed Forces personnel and Veterans. No instructor is required. The "Edu-Kit" Instruction Manuals are exceedingly clear and complete in all details.

"EDU-KIT" IS USED THROUGHOUT THE WORLD

The Progressive Radio "Edu-Kit" is used in every state of the U.S.A., the District of Columbia, Alaska, Virgin Islands, Puerto Rico, Hawaii, Guam and the Canal Zone. It is used in 79 countries in all parts of the world, including Canada, Philippines, Korea, South Africa, Saudi Arabia, Venezuela, Israel, France, England, Japan, India, etc. The "Edu-Kit" is very popular with American servicemen stationed overseas.

THE PROGRESSIVE RADIO "EDU-KIT" IS COMPLETE

You will receive every part necessary to build sixteen different radio circuits. You will receive all tubes, tube sockets, variable, electrolytic and paper condensers, resistors, tie strins, coils, hardware, tubing, Printed Circuit materials, punched metal chassis, Instruction Manuals, etc. No solder or wire included. In addition, you receive an electric soldering iron as well as a Radio and Electrical Tester. All parts are guaranteed, brand new, carefully selected and matched. The "Edu-Kit" now also contains lessons for servicing with the Progressive Signal Tracer and the Progressive Signal Injector, High Fidelity, F.C.C. Novice instructions, Quizzes, Printed Circuit instructions.

"EDU-KIT" Now Includes PRINTED CIRCUITRY in addition to Regular Wired Punched Metal Chassis Construction

At no increase in price, the "Edu-Kit" now includes Printed Circuitry. You build a Printed Circuit Signal Injector, a unique servicing instrument that can detect many Radio and TV troubles. This revolutionary new technique of radio construction is now becoming popular in commercial radio and TV sets as well as in hearing aids, computers, business machines, etc.

A Printed Circuit is a special insulated board on which has been deposited a conducting material, which takes the place of wiring. The various parts are merely plugged in and soldered to terminals.

FREE
Radio-Television
Servicing Literature
on request
(See Coupon below)

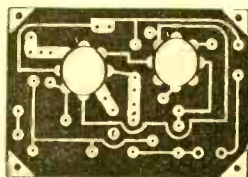
"LEARN BY DOING"—

THE PROGRESSIVE TEACHING METHOD

The Progressive Radio "Edu-Kit" uses the principle of "Learn by Doing." Therefore you will build radio circuits, perform jobs, conduct experiments, and make repairs in order to illustrate the principles which you learn. You begin by examining the various radio parts, which are individually packaged and identified. You then learn the function theory, wiring of these parts. Then you build a simple radio. With this first set you will enjoy listening to regular broadcast stations, learn theory, practice Testing and Troubleshooting. Then you construct a more advanced radio, learn more advanced theory and techniques. Gradually, in a progressive manner, and at your own rate, you will find yourself constructing more advanced multi-tube radio circuits, and doing work like a professional Radio Technician. The "Edu-Kit" Instruction Manuals are exceptionally clear in their explanations, illustrations and diagrams. In addition to regular wired punched metal chassis radios, you now learn about Printed Circuits and actually build a Printed Circuit Signal Injector. These sets operate on 105-125 V. AC-DC.

LEARN TROUBLESHOOTING AND SERVICING

You will learn how to recognize and repair troubles. You will build and learn to operate the Progressive Signal Tracer and the Progressive Signal Injector. You receive a Radio and Electrical Tester. You learn how to use these instruments for radio testing and repairs. While you are learning in this practical way, you will be able to do many a repair job for your neighbors and friends, and charge fees which will far exceed the cost of the "Edu-Kit."



MAIL TODAY • ORDER SHIPPED SAME DAY RECEIVED • 30 DAY MONEY-BACK GUARANTEE

FREE EXTRAS

- included with "EDU-KIT"
- Radio & Electrical Tester
 - Electric Soldering Iron
 - Tester Instruction Manual
 - Television Book
 - High Fidelity Guide
 - Quizzes
 - Consultation Service

- Send "Edu-Kit" Postpaid. I enclose full payment of \$19.95.
 - Send "Edu-Kit" C.O.D. I will pay \$19.95 plus postage.
 - Send me FREE additional information describing "Edu-Kit." Include FREE valuable Radio and TV Servicing Literature. No obligation.
- (Outside U.S.A.—No C.O.D.'s. Send check on U.S. bank or Intern'l M.O. "Edu-Kit" for 105-125 V. AC/DC \$20.95; 210-250 V. AC/DC \$23.45.)

Name

Address

PROGRESSIVE "EDU-KITS" INC.

497 Union Ave., Room 516-D, Progressive Bldg., Brooklyn 11, N. Y.

Price cut!



SAVE
\$ **2.00**
ON EVERY REEL

Here's your favorite recording tape—
"SCOTCH" Brand Magnetic Tape 111 at a
new low price! "SCOTCH" Brand slashes
the price from \$5.50 to just \$3.50! Take
advantage of this giant saving to stock
up on the tape used by radio
stations the world over.

"SCOTCH" Brand Magnetic
Tape 111 offers you superior
recording results... reel-to-
reel uniformity, higher
fidelity and the exclusive new
"Loop-Lok" reel for easier
threading. No wonder it's the
first choice of engineers here
and in almost every
country abroad!

Buy now. See your dealer and treat yourself
and your recorder to the best in sound. And
don't forget you save \$2.00 on every reel!

REG. U.S. PAT. OFF.
SCOTCH
BRAND

Magnetic Tape 111

The term "SCOTCH" and the plaid design are registered trademarks for Magnetic Tape made in U.S.A. by MINNESOTA MINING AND MFG. CO., St. Paul 6, Minn. Export Sales Office: 99 Park Avenue, New York 16, N.Y.





Needed Electronic Inventions

If you have a practical solution to any of the problems presented here, contact the National Inventor's Council

A DEATH RAY that will kill at 500 yards! An electronic typewriter which converts speech directly into typed reports! Are these devices from the 25th century or machines from a flying saucer? No. They are only two of the instruments considered worthy of serious work by independent American inventors.

In recent years there has been a tendency for many to think that only large corporations and giant research laboratories could make material contributions to technical development. This is not and has never been true. The American people represent a vast reservoir of inventive talent, creative ability, and technical skill. Individuals, working in basement laboratories and small shops, can still and will continue to make major contributions to science, engineering, and industry. This is as true in the field of electronics as it is

in any field, whether engineering, medicine, physics, or chemistry.

In 1940 formal recognition of the part that America's individual inventors and scientists could play in national defense was given when the Secretary of Commerce, with the approval of the President, created the National Inventor's Council. One of the Council's primary functions is to consider suggestions and inventions offered by individuals. It is staffed by a number of eminent engineers, scientists, industrialists, and military men, all of whom lend their specialized services without compensation.

The National Inventor's Council serves in an advisory capacity to the Armed Services and to other government agencies. It acts to consolidate and to make known some of the problems encountered by the military services. In this way the inven-



A typewriter that evaluates the spoken word and processes speech to printed matter would be welcomed. This "invention" may require a new approach before it can be evolved.

tive genius of the public will be directed along lines which will result in needed inventions or in the solution of pressing technical problems. During the years since its organization, the Council has considered literally hundreds of thousands of proposals. A number of these have been acceptable and have resulted in incalculable savings in lives, material, time, and money.

In order to aid in its work, the Council has issued periodically lists of "needed inventions" or "technical problems" to inventors, scientists, engineers, and technicians throughout the nation. These lists have covered practically every field, including medicine, food processing, construction techniques, communications, electronics and transportation.

A number of the more interesting "electronic" problems from recent lists are stated below with additional comments and, in some cases, possible solutions. Read the list carefully. As a POPULAR ELECTRONICS reader, you are one of a great group of Americans who are interested in science and progress. You undoubtedly have many original ideas. Perhaps you can suggest practical solutions to some of these problems and, by doing so, help both yourself and your nation. If you have practical suggestions, or if you would like a complete list of problems, write to The National Inventors Council, Department of Commerce, Washington 25, D. C.

Buried Explosive Detector

A number of mine detectors have been developed and used in the past. Although many of these have performed satisfactorily under ideal conditions, others have failed to operate under specialized circumstances. When a mine detector fails to locate even one buried explosive in a field, that one error may result in the loss of

several lives or in the destruction of a valuable piece of equipment. In the past, a number of techniques have been used, including both high- and low-frequency radio waves. It may be that an entirely new approach is needed, possibly one using ultrasonic vibrations. Regardless of the technique used, it should be one which will set off the explosive only at a safe distance from the operator.

Radio-Proof Electric Blasting Cap

Electric blasting caps must be used under some conditions. Unfortunately, many of the present-day blasting caps may be accidentally set off by high-energy radio signals. An inexpensive and efficient electric blasting cap which will not be set off by powerful radio or radar signals is needed.

Microwave Oscillator

If you're a ham operator, here's a good problem. There is a need for a microwave oscillator, suitable for both continuous-wave and pulsed operation, with an output of 1 kw. or more. A useful oscillator would be one that will deliver high power signals at 1000 mc. and higher frequencies. One that could deliver high power at 3000 mc. and over would be especially valuable. Most present-day oscillators are incapable of delivering extremely high powers at microwave frequencies for any period of time. However, technical advances are continually being made in this field. Therefore, if you have a potential solution, be sure to check technical literature for the status of other developments in order to avoid any duplication.


Recorder for High-Frequency Range

Some type of recorder is needed for recording signals beyond the range of from 5 to 1000 mc. per second, with either im-

The recording of television programs on wire or on tape is a most promising development.



POPULAR ELECTRONICS



Three-dimensional radar displays would expedite handling of aircraft near airports as well as improve coastal defenses. Possibly miniature aircraft could be individually activated in a "tank" duplicating area under surveillance.

mediate playback or long-time storage before playback. Wire recorders have not yet been developed with this wide-frequency range. Tape recorders have been developed with frequency ranges adequate for television work, but even these do not encompass the range from 5 to 1000 mc. Perhaps some type of "dielectric" recorder will do the job.

Portable Power Source

There is a continuing need for an efficient, compact electric power source for both field and portable (mobile) work. At the present time, storage and "throw-away" dry batteries are used extensively; but both of these have disadvantages. Storage batteries require frequent recharging and throw-away batteries require frequent replacement. This constitutes a serious problem in front line locations. In addition, where a moderate to large amount of power is required, the weight of a battery power source becomes excessive. Gasoline-driven generators are too noisy for many applications. The recently announced solar and atomic batteries are still in the experimental stage and are far from being suited to field applications at this time.

They are also fairly expensive and will probably continue to be so for some time in the future.

One possible solution might be a small sealed gas turbine with an efficient muffler and driving a small generator. Still other solutions might be found in heat- or light-powered electrical energy sources.

The problems of converting light and heat energy into electrical energy have been of long standing. Many experiments have been conducted with self-generating photocells, solar batteries, and similar devices. However, most of the experimental units for converting light into electrical energy have been expensive and have been incapable of delivering really large amounts of power. Thermocouples and pressure-type gas burners have been tried as possible solutions for converting heat into electrical energy but, again, a completely satisfactory solution has not been found.

Regardless of the method used, essential requirements are that the device be reasonably efficient, foolproof, fairly light in weight, of reasonably small size, and extremely sturdy in order to withstand the rigors of field use under combat conditions.



A completely new form of communication is needed by the military. It could be an ultrasonic "carrier" wave. In this drawing, the soldier is using a combination "microphone/earphone" that is plugged into his ear.

A device which generates electrical energy from heat should be capable of using several types of fuel, such as gasoline, diesel oil, kerosene, and alcohol. Any device suggested should operate efficiently under varying atmospheric and humidity conditions and over the temperature range from -65° to $+165^{\circ}$ F.

Three-Dimensional Information Display

There is a need in the radar display field for a means of presenting three-dimensional information. Radar display units are used to provide a "shadow map" of the covered area, but these are flat and give only two-dimensional information. A "stereo" system in which two cathode-ray tubes are employed is not adequate because it does not permit any degree of accuracy in determining measurements in the three dimensions. A truly three-dimensional display would not only have wide application in military work, but might have wide commercial application in the development of a three-dimensional television system for home use.

Trajectory Indicator

One badly needed device is an indicator to show accurately the path of a missile with respect to target aircraft. Several means may be used for indicating a trajectory . . . photographic, radio, television, radar, or acoustic. However, for military use the system employed should be accurate, fairly easy to use, and capable of indicating the closest approach of the missile to the aircraft, as well as the trajectory. An indicator is needed so that the paths of missiles can be closely checked and improvements can be made in guided missile design to insure greater accuracy. In many

cases, it is difficult to tell exactly how close an approach has been made to a target aircraft unless a direct hit is made which destroys both the experimental missile and the expensive target aircraft.

Underwater Target Detection

Some means, other than sonic, is needed for determining the direction and range of an underwater target, such as a submarine. Most of the systems used today depend on the transmission of sound vibrations through the water for their operation. Attempts have been made to use radio and radar-like devices under water but, in general, these have not been too successful. Even though present sonic systems are satisfactory for many applications, they do have some limitations. A supplemental system is also desirable for checking purposes.

Communication System

A revolutionary new method of transmitting intelligence and information is needed to supplement and to replace conventional systems. Present systems, in general, depend on electrical impulses or signals sent over wires (telephone and telegraph), radiated waves (radio and television) and sound waves, or light waves (blinker). The Armed Forces would like a system utilizing completely new concepts. To develop such a system, it will probably be necessary for the inventor to work out a completely new approach utilizing new principles. It may be that a system utilizing an ultrasonic "carrier" wave will offer some possibilities.


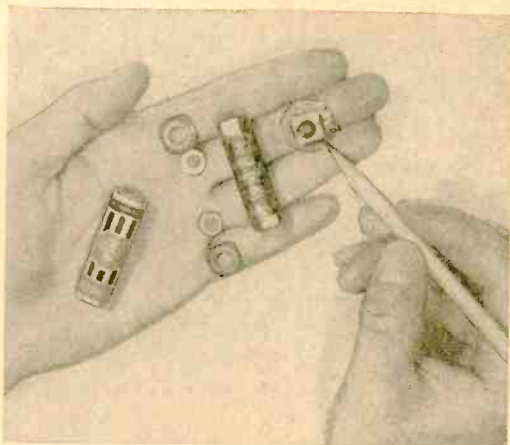
Destructive Ray

The Armed Forces have been looking for a destructive ray for some time. Although "disintegration rays" and "death rays" have been described frequently in science-fiction, an entirely satisfactory method of producing such rays has not yet been developed. Death rays would be of considerable value in augmenting present weapons, such as mortars, guns, rockets, and flame throwers. However, to be completely useful, the ray should be capable of inflicting damage equal to or in excess of that produced by conventional weapons of similar size and range. It should be portable for field use, usable at distances of at least 500 yards, not require excessive power, and, of course, it should be practical. For example, there would be little point in using a death ray which required careful aiming in order to kill an enemy soldier in the open at 500 yards. A rifle bullet would do the same job and would be a lot cheaper. Several types of "death

(Continued on page 122)

Mylar-Encased Battery

THE TINY "wafer cell" battery shown at the right was developed by the *Burgess Battery Company* to simplify construction of high-powered dry batteries. The cell can be made entirely by machine—thus offering a major step towards automation in battery manufacture. It is sealed in a super-thin Mylar pliofilm envelope. Stacking 13 such cells and wrapping the "sandwich" in Mylar produces a battery with an output of 22½ volts. This is an increase of about 30% in battery life and power over earlier styles using carbon center rods. The new battery consists of a sandwich of artificial manganese dioxide mix between tiny discs of flat zinc and carbon.



Solar Battery Operates Radio

A DEVELOPMENTAL transistor radio that derives its power from the sun has been announced by the *Admiral Corporation*. Utilizing printed circuits, transistors, and a solar battery, this radio could conceivably last a lifetime. Eight transistors are employed in place of tubes to insure sensitivity equal to an average home radio receiver. The solar battery consists of seven silicon cells mounted along the top of the receiver case. This battery is used to recharge a standby battery which operates the receiver on cloudy days. Actually, the sun is not necessary to operate the solar battery, since the silicon cells can be activated equally well by a heat lamp or by an ordinary 100-watt light bulb.

Pocket-Size Amplifier Clips to Telephone Receiver

A NEW 3-OUNCE telephone amplifier powered by dime-sized batteries is now available for those who use a telephone in noisy locations and for the hard-of-hearing. The amplifier clips over the common telephone receiver. Produced by *Remler Company*, the unit is self-contained. Batteries are claimed to last several months. The telephone amplifier picks up the conversation by magnetic induction. Volume is adjusted while in use; unit shuts off when removed from phone.



Assembling the Image Orthicon




Expert care, precision equipment,
and a dust-free atmosphere are required in making TV camera tubes



Above, fragile section of glass bubble—about .0001-inch thick—is carefully placed on metal ring. It is then sealed to ring in oven to form delicate "target" of an image orthicon.

Right, precision welding operation joins a 500-wire mesh to the metal ring. The glass bubble, ring, and wire mesh assembly form a critical part of the finished TV camera tube. Mesh cannot touch glass bubble, but must remain spaced from it at .002-inch distance.




FACTORY PRODUCTION of image orthicons—the all-important television camera tube—is under way in ultra-modern facilities at the *General Electric* plant, Schenectady, N. Y. Technicians work in nylon clothes and use hospital-clean glass lathes and punch presses, as well as a variety of electrochemical equipment, all behind sealed doors in air-filtered rooms.

This million-dollar investment in camera tube manufacturing involves the assembly of 256 parts to make a single tube. The operation requires exceptionally high dust and lint control standards. In addition, it calls for handcraft skills comparable to those used by artisans of centuries past.

Heart of the image orthicon is the "target and mesh assembly." Difficult to make and install, it consists of a perfect copper mesh of 500 wires to the inch. This mesh must be spaced two-thousandths of an inch



Left, technician receives the glass target and wire mesh assembly after every speck of dust has been removed. Below, the assembly is inserted into the glass tube which eventually becomes the image orthicon. Technician tightens setscrews to hold target in correct position.



from a delicate glass membrane. The membrane, or "target," must be between one-tenth and two-tenths of a thousandth of an inch thick.


The entire assembly is then inserted into the 13" stem of the tube and fastened in place with screwdrivers that are 18" long. This must be accomplished without either breaking the glass or permitting even the tiniest speck of dust to enter the tube.

Despite the critical nature of this assembly, the *General Electric Company* is managing to produce the tubes in quantity. In addition, *G. E.* is looking forward to mass production of the less expensive—and less critical—vidicon camera tubes. Expected to be employed in large quantities as closed circuit television develops in the next five years, their use is anticipated in military, industrial, commercial, administrative, and home applications.

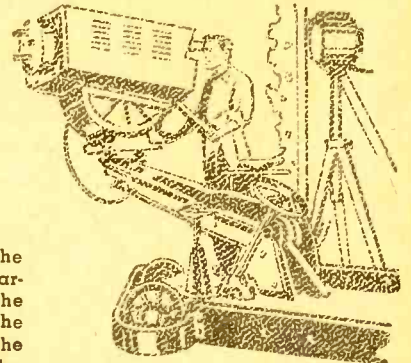
—50—




The critical nature of the work is suggested by signs on the door. A sneeze, cough, or unsteady nerves here could cost up to a thousand dollars as technician finishes assembly of camera tube.



Above view of the target is what the assembler sees as she works with thin, 18-inch offset screwdriver fastening the target assembly in place within the glass tube. One slip of the screwdriver could shatter the glass membrane, rendering the tube useless. A speck of dust might not show up until the tube was completed, which would be too late to save the tube.





Electric "Brain"

Alarm box is mounted alongside dashboard. Driver sets alarm by turning key to correct position, then pushing coded buttons below. Timing device allows him a few seconds to leave the cab.

THEFTS OF TRUCK CARGOES are being literally shrieked out of existence with the aid of improved electric alarm systems. Design and circuitry of these devices, first used in 1931, have kept pace with the expanding trucking industry and an accompanying increase in truck cargo thefts, particularly unattended vehicles.

Use of a shock technique is the basic idea behind such alarm systems—not the electrical kind of shock that shoots thousands of volts through the body, but the audio kind that raises a cyclone of screaming decibels in the air. A truck fitted with this type of alarm will—when tampered with—emit a frightening siren-wail. Between the unnerving effect it has on the thief, and the obvious warning it sounds in the area, this alarm technique is credited with reducing or eliminating cargo thefts wherever used. As designed, manufactured, installed, and serviced by *Babaco Alarm Systems, Inc.*, 723 Washington St., New York 14, N. Y., such systems presently act as guardians of truck cargoes valued at fifty billion dollars a year.

"Balanced Circuit" Principle

Practically foolproof, the basic system utilizes the principle of a "balanced circuit." A certain amount of current is permitted to flow through a set of control relays. Decreasing or increasing this current creates an "unbalance," and the relay armatures are activated. Once activated, the armatures set off a "chain reaction" of other relays, self-locking devices, and the alarm siren itself. Unbalance occurs immediately when the vehicle is subjected to any unauthorized movement or tampering. Devices sensitive to pressure, vibration, movement, cutting of wires, etc., flash a signal to a set of control relays (the "brain"), and the alarm sequence is on. Once activated, nothing can stop the alarm except action by someone using the correct

combination of key and push-button switching. A different combination is used for each vehicle.

For example, one type of protection circuit uses a relay which is normally energized. This means that the circuit is "balanced" so long as a fixed amount of current flows through the relay's coil to attract its armature. Any decrease in the current will release the armature to provide new contacts which connect the alarm circuit. The decrease in current could result from tampering with—or cutting—the lines.

On the other hand, a relay may be connected to respond to an increase in current. An increase or "overload" could result from short circuits, or attempts to bypass critical networks wired into the system, or vibration actuating the delicately poised contacts of hidden "sensing devices."

Each system is powered by a special battery sealed inside a miniature vault. Special keys and combination switches assure against tampering with the power source.

Ingenious Systems Possible

Applying these basic principles, and using relays and other components designed to their own specifications, *Babaco* technicians can wire any unsuspected portion of the truck, including top, sides, and bottom. One system was wired to activate a relay which keyed a c.w. transmitter. When triggered, the transmitter sent out a tone of a certain frequency. This tone, received at a remote listening station, alerted authorities to the situation.

It would seem, at first glance, that such a method of foiling thefts would be least effective on the open road, in country areas. Actually, that is not a very important consideration, inasmuch as 95% of all truck cargo thefts occur within city limits. Reasons for this surprising news are: it is easier to dispose of a cargo in the city; a truck is less apt to appear conspicuous in

Guards Truck Cargoes



Vehicles shriek for help and can't be moved if thieves try to break in

To enter cab after alarm has been set, the driver must shut off the alarm system. A special key is used; otherwise opening of door would release push button set in jamb and turn on siren. Even if a thief managed to enter the cab, a "parker" device would disable engine, and truck would not move.

an area of normally heavy traffic; and the open highway is subject to fast police action in the form of radio calls, pursuit, and roadblocks. In any event, no losses at all have been reported from trucks using the *Babaco* alarms.

Special Features


These systems include refinements that mark advances over the original systems used 25 years ago. A special "seal load" device is available that seals the cargo compartment beyond the driver's control. Any unauthorized attempt to open the cargo doors will set off the alarm. Another new feature is the "parker" device which activates the siren if any attempt is made to open the cargo doors or to move or tow away the trailer section. The "parker" operates even when the trailer is detached from the cab of the truck.

Front page news was made recently when thieves tried to break into a truck carrying \$20,000 in cash, toll receipts from the Triborough Bridge and Tunnel Authority in New York City. When the thugs ordered the driver to open the cargo door, which was wired for alarm, the driver indicated that he did not have the keys. The bandits tried forcing the door and the *Babaco* alarm went off. Not only did the siren shriek, but the truck's engine became disabled. Frustrated and frightened, the thieves fled, leaving truck and cargo intact.

Babaco alarm systems are leased, not sold. The cost of installation and the first year's service ranges from \$60 to \$225. Annual service thereafter runs to about one-half of the initial amount. —30—



Intricate mechanism of alarm's "brain" is shown above. Master key needed for center lock is kept by truck owner. Driver carries key shown at right. Lock at top can be opened only by Babaco. Steel plating guards system (below). To make repairs, or inspect equipment, technician uses special keys, following prescribed sequence.




RADIO has become so widely used, and so essential for communication, that any illegal operation or harmful interference must be detected speedily and the violators dealt with. More than 700,000 transmitters are operated in this country, with nearly 975,000 operator permits outstanding. Ninety-eight per cent of the nation's homes contain broadcast receivers. Policing this busy radio activity is a 24-hour-a-day job for FCC monitors. These typical cases were reported by the FCC Field Engineering and Monitoring Bureau in connection with its monitoring and investigative work.

An obliging dentist recently demonstrated an electronic device to induce local anesthesia for tooth extractions. However, the spark-gap oscillator he used could be heard in a mobile unit under power lines about a mile and a half away. Moreover, a neon bulb glowed brilliantly when held within 18 inches of any part of the patient, indicating radiation from the body. Closer physical contact caused actual sparks. All this convinced the dentist that his equipment should be used in a shielded room—whenever he can get patients to try it.

In Kansas City, a 17-year-old radio enthusiast played phonograph records over a home-built transmitter under the mistaken notion that they could be heard only

They even threw rocks at the home of the ham.



“Kilocycle

on his friend's receiver next door. He was surprised to learn that the signals were going much farther. After being told that his transmissions might obliterate radio messages used for safety purposes, he agreed to abandon his “short-range broadcasting” and direct his efforts toward obtaining an amateur license which would enable him to talk with “hams” the world over.

A young “Marconi” in Ohio requested permission to use an old-fashioned spark coil. He explained that he knew it was unlawful to transmit by radio without a license and for that reason proposed a “wireless” instead of a “radio” station. He was told that “wireless” is just another name for “radio” and that spark coils, which cause great interference, have not been authorized for years.

While moored at a lumber pier at Long Beach, Calif., a cargo vessel caught fire. The night watchman aboard ran to the nearest shore telephone some distance away only to find it out of order. However, the driver of a passing radio-equipped taxicab saw the blaze and reported it by radio to his supervisor, who in turn summoned the fire department. This action saved the fire from spreading to the lumber, and the ship is now back in service after relatively minor repairs.

Despite the mushrooming of Television Interference Committees under FCC auspices to tackle broadcast reception problems at the local level, TV viewers in a certain California community were not



... a neon bulb glowed brilliantly when held close to the patient ...



Kops"

Comedy and adventure—part of a day's work for FCC monitors

convinced by the local TVI committee that their interference was due to receiver deficiency. They blamed their interference on a local amateur station. They even threw rocks at the home of the ham. But peace was restored when an FCC engineer explained at a subsequent neighborhood meeting that filters connected to poorly shielded TV receivers would overcome the difficulty.

Investigated by FCC field men recently was an alleged "electronic bug killer." A small box was supposed to emit a ray which so affected the antennae of the insects that it would drive them away. The demonstration indicated that there was no release of energy, only of sound which was calculated to annoy the bugs.

While monitoring for interference in Portland, Oregon, an FCC mobile unit observed a strange signal which was traced to an apartment house. It was found




... sound calculated to annoy the bugs ...


to be due to a home-made short-wave receiver which had been discarded for two years. Unknown to the owner, however, the power cord was still plugged in with the switch "on." This combined fire and interference hazard was promptly remedied, but the owner is still trying to determine how much it cost him on his electric bill.

As a practical joke, a licensed amateur sent a "questionnaire" to a prospective ham, asking such questions as: "Are you familiar with the penalty for violation of FCC rules?" The startled recipient promptly filled it out and, assuming it was from the FCC, mailed it to Washington, D.C. The face of the joker turned red when the prank turned on him. Investigation revealed that he had sold a transmitter to his friend and the latter had gone on the air without a license. Both were warned, and the offender has now obtained a Novice license.

-30-

... the driver of a passing radio-equipped taxicab saw the blaze and reported it ...





Inductive Elevator Control


INDUCTIVELY CONTROLLED ELEVATORS have been installed in four TV transmitting antenna towers. Each of the towers is 1000 feet or more in height. They are located at Detroit (WWJ-TV), Tulsa (KVOO-TV), Miami (WGBS-TV), and Milwaukee (WISN-TV). All installations were made by the *Union Switch & Signal Division* of the *Westinghouse Air Brake Company*. Elevators within the TV towers permit workers to tune the antennas and to inspect guy wire anchoring carefully.

The new "TVL" inductive elevator has a 144-kc. transmitter in the car which sends two tones of different frequencies down a special three-conductor cable. One tone controls the ascent of the car, the other controls the descent. Voltage required to operate the transmitter in the elevator car is supplied by batteries. The carrier current receiver is mounted at the base of the tower. Experience has shown that wire control normally used for elevators is unsafe and impractical due to the high winds.

Human Factor in Computers

AN ELECTRONIC "BRAIN" is only as clever as the human brain that operates it. The human brain must have a definite concept of each problem which the machine is required to solve. This fact was emphasized by Claus B. Ludwig of the *International Harvester Company* to businessmen attending the Second Annual Computer Applications Symposium at the Armour Research Foundation.

However, computers relieve humans of monotonous and time-consuming computations, and do the job much faster. Ludwig mentioned that a certain calculation involved 3000 additions and subtractions, 4000 multiplications, 800 divisions and 1000 logical decisions. All figures were in seven or more digits. A desk calculator with a human operator performed this task in 100 hours. An *IBM 604* took 12 hours, a *CPC* did it in 4 hours, and an *IBM 702* computer needed only 20 seconds.



Soundproof Autos?

MONES E. HAWLEY of the *Radio Corporation of America* has predicted that passengers will be able to ride about in soundproof automobiles and airplanes within a few years. Basis of this announcement is the development of an electronic sound absorber at the *RCA* laboratories in Camden, N.J. The electronic sound absorber is a device which consists of a microphone, amplifier, and loudspeaker connected to form a feedback loop. Noise picked up by the microphone is "broadcast" by the loudspeaker with a phase reversal to cancel the "sound" of the noise in the vicinity of the microphone. Scientists at *RCA* are tackling this problem by first mounting the microphone outside the earcup of a set of headphones. Earcup insulation prevents the microphone from picking up sounds coming through the headphones while the feedback loop cancels extraneous noise surrounding the wearer.

Electronic Modeling

THE GENTLEMAN to the left is Ernest H. Grebnau, a highly skilled violin-maker on the staff of the *Stanford Research Institute*. His services have proven to be exceptionally useful to the Institute's Radio System Laboratories. Delicately carved scaled-down models permit evaluation of antennas and other radio equipment without costly test flights. Using wood, metal, plastics and paper, Grebnau must meet tolerances of two or three thousandths of an inch to duplicate in miniature the surfaces of various airplanes.



*Santa Fe Railway's
"Super Chief" provides
its passengers with
popular and classical
music, radio programs*

Music on the Rails

RAILROADS no longer compete with airlines on a price basis. Instead, the airlines offer speed to the man in a hurry and the railroads are selling comfort and relaxation to the man who can take a little more time.


Since trains take longer than planes to carry passengers over the same distances, the airlines have less of a problem in the way of preventing passenger boredom. Many of the new trains have been equipped with music distribution systems. Most consist of a radio receiver with the sound piped to all of the cars. This type of system has limitations since the choice of program is usually left up to a porter and not to the passengers.

The sleek *Santa Fe* "Super Chief," one of the world's most luxurious trains, has been equipped with a music distribution system far more complex and satisfactory than the wired sound systems in many de luxe hotels. The tired business man taking the train can now sit in his private room and enjoy popular music, classical music, or a choice of two radio programs.

Each private room on the "Super Chief" is provided with a built-in loudspeaker and



Power amplifiers in individual cars increase the low-level master signal to speaker level. The radio receivers, magnetic reproducers and main amplifiers are set up in the lounge car.



push-button control panel which permits the occupant to select any of four programs. In addition, he or she can push a button to get "silence" and another to hear train announcements.

To prevent annoying others in the same car, the loudspeaker in each private room becomes inoperative whenever the room door is opened. Of course, each room has

Program selector switch located in each room enables passenger to tune in one of four different programs: train announcements, or "silence."


its own volume control. The fidelity of sound reproduction is remarkably good.

Canned music is provided from magnetic reproducers which run for three hours, one delivering classics and the other "pop" tunes. Each car is equipped with its own bank of plug-in amplifiers which are fed at low level from a train line. The radio receivers, magnetic reproducers (which rewind automatically) and main amplifiers are located in a compartment in the lounge car. The canned music is the most popular since radio reception is not always satisfactory in the wide open spaces traversed by the "Super Chief."

Television has been considered for entertaining rail passengers but so far no one has come up with all the right answers. With conventional off-the-air pickup of TV programs, the movement of the train poses many problems concerning reflections and antenna orientation. Train television can be practical using a closed circuit system with filmed programs. And when taped TV programs become a commercial reality, train TV will be even more feasible. -50-

French R/C Train Sets Record

THE FRENCH RAILWAY electric locomotive BB-9003 has established a new record for radio-controlled devices by speeding down

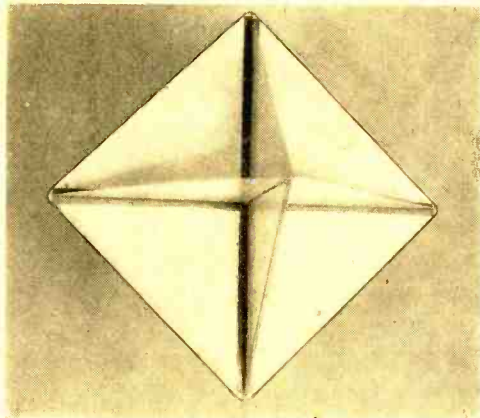


the track at 75 miles per hour. This engine is the sister of the BB-9004 which now holds the world speed record of 205 miles per hour.

During the trial run of BB-9003, all operation was remotely controlled through a relay circuit operating on two meters. Orders were transmitted to the locomotive from a radio transmitter about halfway between the starting and finishing points of the run.

Electronic Red Flag

THE ODD-LOOKING DEVICE below is an "electronic red flag" recently introduced by the *Raytheon Mfg. Co.* It is designed to be mounted on small boats to make them highly conspicuous to larger radar-equipped vessels. Made of aluminum, the "flag" is an octahedral reflector that can be opened or stored like an umbrella. Sold for \$14.95.

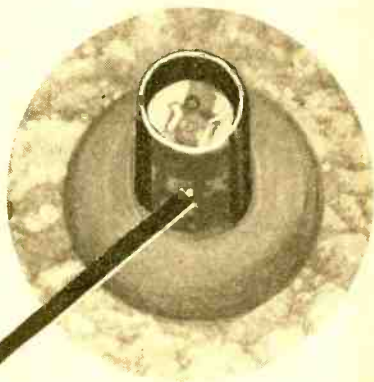


it is available from the *Raytheon* marine sales department in all larger coastal ports and cities.

Transistorized Light Meter



Front-panel view of completed instrument. Right, close-up of photocell in place.



By HARVEY POLLACK

Use this easily built meter to check light intensity in the home, office or workshop

since quick readings can be taken with very little visual effort.

(c) *Low cost*—both the photocell and the transistor are now quite inexpensive, while milliammeters are considerably less costly than microammeters.

(d) *Wide range*—although calibrated for 0-50 foot-candles, a much greater sensitivity of movement is possible.

(e) *Long battery life*—the tiny B battery is never called upon to deliver more than about 100 microamperes, while the current taken from the husky little 6-volt battery seldom exceeds 1.0 milliamperes. With this current consumption, batteries may be expected to last out their normal shelf-lives with normal usage.

Construction

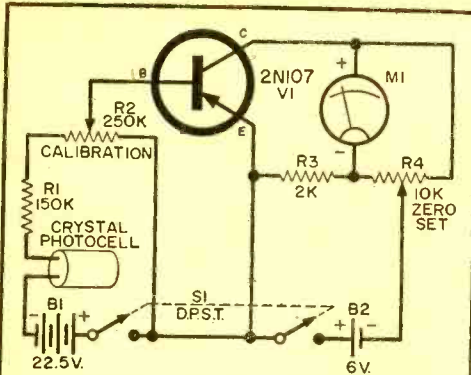
Although a detailed constructional procedure is unnecessary since the circuit and wiring are comparatively simple, it is worthwhile to review certain features of the instrument—especially if the reader contemplates layout or size modifications. In planning the purchase of parts, a 0-1 millimeter of any physical size may be used if the builder is content to sacrifice a measure of easy readability for compactness and portability. A 2½" or smaller movement will permit the construction of a tiny

ADEQUATE LIGHTING of the workbench or reading table can assist greatly in relieving eyestrain and fatigue. The eye itself, because of its adaptability to widely varying light intensity, is in general a rather poor judge of proper illumination; accurate measurements with a suitable photometer are much more desirable.

Recent improvements in transistors and the advent of some newly marketed photosensitive devices have made it possible to design the photometer described on these pages. When contrasted with commercially available instruments, it offers these advantages:

(a) *Ruggedness*—the meter movement is a 0-1 milliammeter rather than a delicate microammeter.

(b) *Easy reading*—the use of a 4" scale milliammeter is desirable if space permits,



- B1—22.5-volt battery, RCA VS084 or equivalent
 B2—6.0-volt battery, RCA VS068 or equivalent
 M1—0.1 ma. meter, 4½" face, Simpson No. 29 or equivalent
 R1—150,000-ohm, 1-watt resistor
 R2—250,000-ohm carbon potentiometer, linear taper (calibration)
 R3—2000-ohm, ½-watt resistor
 R4—10,000-ohm carbon potentiometer, linear taper (zero set)
 S1—D.p.s.t. toggle switch
 V1—Type 2N107 p-n-p junction transistor or equivalent
 1—Crystal photocell, Clairex Type CL-1 or CL-2 (improved version of CL-1), Clairex Corp., 50 W. 26th St., New York, N. Y.
 1—Aluminum case, 7" x 5" x 3", gray hammer-tone finish
 1—Polystyrene sheet, ¼" thick, 4" x 6"
 2—1¼" pointer knobs
 Misc. machine screws, wire, solder lugs, rubber grommets, etc.

Catalog price of parts, approx. \$20.00

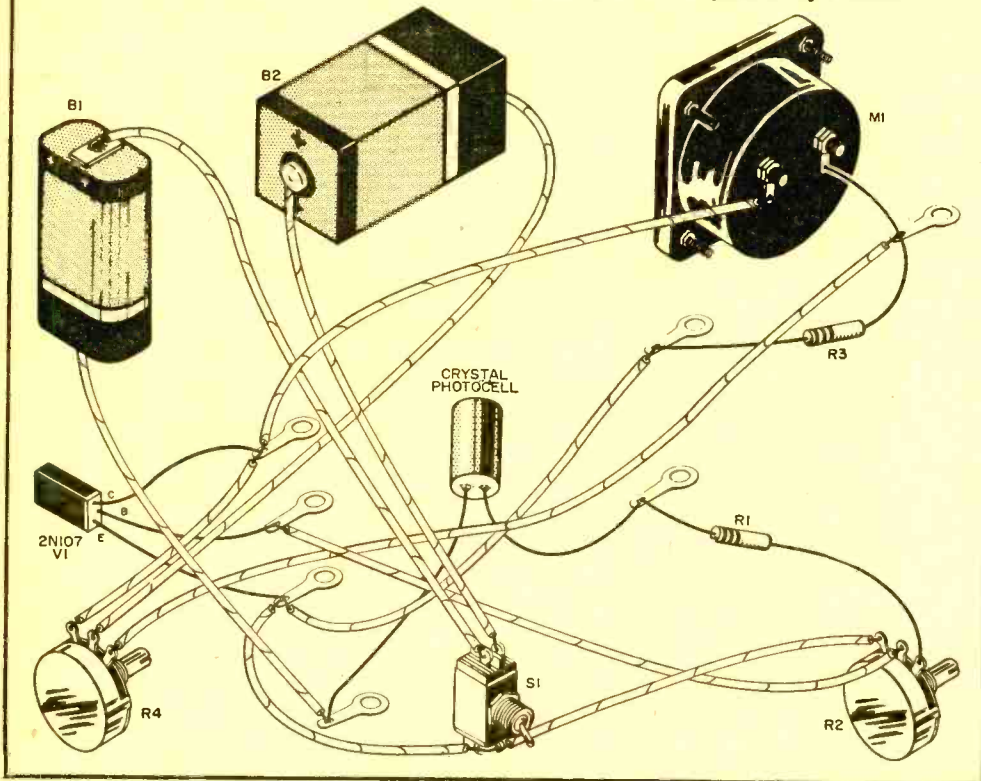
photometer—really pocket-size. It should be realized, however, that this makes it more difficult to calibrate as well as harder to read.


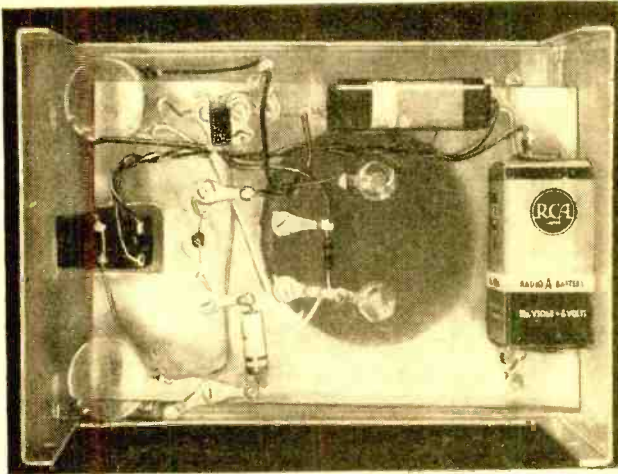
The transistor and other small parts are assembled on a sheet of 3/16" polystyrene. This material—now available in small sheets from any large distributor—is easy to work, makes a neat finished job, and provides good insulation. The plate is held in place by the terminal nuts of the meter movement, while the batteries are secured to the polystyrene by spring clips fashioned from chimney strap steel used for TV antenna installations. If desired, commercial battery clips may be obtained from large supply houses.

Liberal use is made of solder lugs and machine screws to hold the small components down and, particularly, to avoid the need for soldering to the transistor leads. These wires are looped around the machine screws under the solder lugs before tightening into place, after the circuit leads have been soldered to the lugs. The warnings issued by transistor manufacturers relative to overheating these units during soldering call for extreme caution!

If the panel layout is changed, the photo-

Left, schematic diagram and parts list. Below, pictorial diagram of light meter.





Left, underchassis view of completed instrument. Above, comparison of crystal photocell with paper match gives an idea of small size of cell.

cell must be oriented so that light can reach the tiny window at the end of the unit over as wide an angle as possible.

Testing the Photometer

After the instrument has been completely wired, cover the photocell with a light-tight shield (the author used a Bakelite "wire-nut"), rotate both potentiometer knobs fully clockwise, and snap the toggle switch to the "on" position. The meter should register a small deflection to the right. Adjust *R4*, the "zero-set" control, until the meter reads exactly zero. Now uncover the photocell in the presence of a small amount of light; the meter should show a positive reading and, as the amount of light is increased, should increase its reading. Adjust the illumination by moving the unit closer to or further from the light source until a full-scale deflection is obtained, and then slowly rotate the knob of *R2*—the calibration control—counterclockwise. The meter needle should drop smoothly toward zero.

Restore the calibration control to the full clockwise position. The reading should now return to full-scale. When the photocell is again covered, the meter needle should move back to zero. If consistent restorations of former readings under identical light conditions are not obtained, the transistor is probably faulty. Once these correct reactions have been established, the builder may proceed with the calibration.

Calibration

This is an interesting procedure in itself. Of course, a commercial photometer or "foot-candle meter" enables the user to calibrate simply by comparison, but in the absence of such an instrument, the method described below can provide accurate calibrations with simple "tools."

First, cut a blank scale from a piece of

Distance from Lamp to Photocell		Meter Calibration
Feet	Inches	Foot-candles
0	9.6	50
0	10.1	45
0	10.8	40
0	11.4	35
1	0.4	30
1	1.5	25
1	3.7	20
1	5.5	15
1	9.5	10
2	6.2	5

Table 1. Distances to use in calibrating the meter with standard lamp.

Location	Foot-candles Recommended
Halls	8-15
Reading room	20-35
Assembly benches	25-50
Clerical desks	20-30
Fine handwork on light objects	40-60
Fine handwork on dark objects	70-100

Table 2. Recommended light intensity for various locations and activities.

thin white cardboard having a good glossy surface, and cement to the original meter face with rubber-base adhesive. Obtain a 6-volt, double-filament automobile headlamp rated at 32 candlepower per filament in an auto supply store. Either a storage battery or a 6.3-volt, 6-amp. filament transformer will light it to its correct intensity. Provide a clear stretch on the workbench which will permit moving the light source

(Continued on page 123)



Simple

*Simplicity of circuit design
and all standard components
make this handy three-tube
amplifier unit easy to build*

By LUIS VICENS

WHETHER you're an experienced experimenter or a beginner, you'll enjoy building this guitar amplifier. If you're an "old hand," you'll appreciate the straightforward simplicity of the circuit design and the lack of frills that make a circuit difficult to wire and to trouble-shoot. If you're a beginner who has "cut his eyeteeth" on a crystal receiver or a simple one-tube project, you'll find this three-tube amplifier advanced enough to challenge your interest, yet, at the same time, simple enough to insure success.

Although originally designed for use as a simple guitar amplifier, the unit can be used as a low-cost phonograph amplifier, with a microphone as an inexpensive p.a. system, or as a general-purpose test amplifier in the lab.

Components required are specified in the parts list. All parts are standard and should be readily available at a radio parts distributor or from one of the large mail

order supply houses advertising in this magazine.

The chassis layout (Figs. 2 and 3) serves as a guide. Over-all dimensions and exact layout are not critical and modifications can be made to suit individual requirements. Don't crowd the rectifier and power output tubes too close to the electrolytic filter capacitor; excessive heat may damage this component. Locate the input jack *J1*, gain control *R1* and amplifier tubes in such a way that short, direct leads are used in all circuits. And, finally, make sure that the over-all dimensions are not too large for the cabinet.

Construction Details

The chassis used in the model was bent from a flat sheet of aluminum, but a standard commercial chassis will serve as well. When the chassis is completed, mount all chassis parts except the filter capacitor, using small machine screws and hex nuts.

Guitar Amplifier



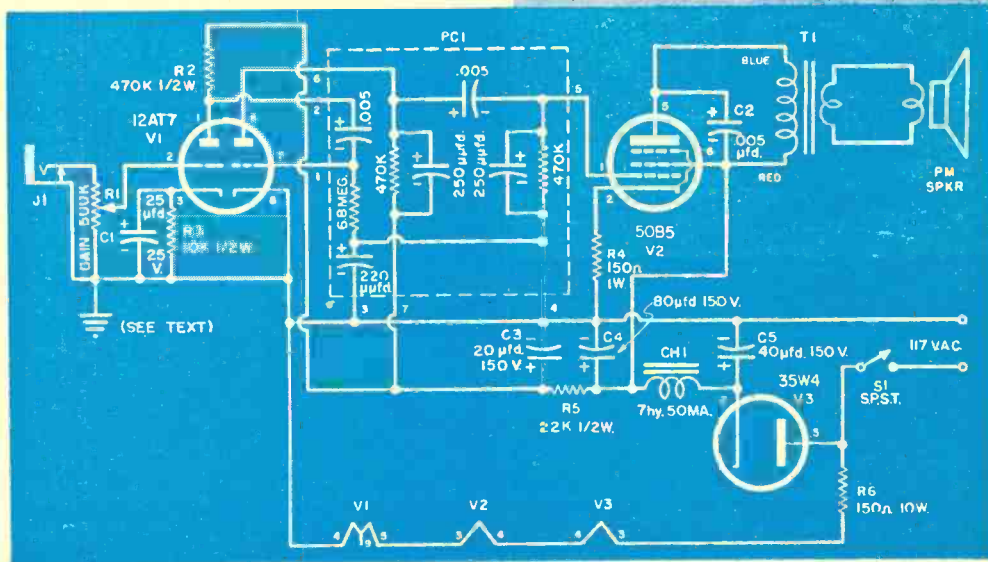
To mount the filter capacitor, first mount either the metal or the fiber mounting plate on the chassis, using machine screws, lock washers and nuts. Both types of mounting plates are furnished with the capacitor. Choose the metal plate if the chassis is to serve as "ground," the fiber plate if a "floating ground" is to be used. With the mounting plate in place, hold the capacitor against the plate so that the small mounting lugs project through the proper holes; give each lug a 45° twist, using a pair of pliers. The mounting lugs also serve as the B- connection to the capacitor.

A wall speaker baffle serves as a cabinet. It is modified by adding four rubber feet to its broader base and mounting a kitchen cabinet drawer pull on top to serve as a handle. Drawer pulls may be obtained at a hardware store. The loudspeaker and output transformer are mounted in this cabinet. Use ornamental head machine screws when mounting the speaker.

A piece of perforated Reynolds "do-it-yourself" aluminum serves as a ventilated back cover. This new aluminum alloy is available at most hardware stores and the sheet stock, from which the back cover of the model was made, is soft enough to be cut with ordinary household shears. Special sheet metal shears are not needed. Several perforated designs are available.

- C1—25- μ d., 25-volt tubular electrolytic capacitor
 C2—.005- μ d. disc ceramic capacitor
 C3, C4, C5—Triple-unit elec. capacitor; 20, 80, 40 μ d. @ 150 volts (Sangamo PLT-7385)
 CH1—Filter choke, 7 hy. @ 50 ma. (Stancor C-1707)
 J1—Closed circuit phone jack
 PCI—Printed circuit plate (Erie 1408-02)
 R1—500,000-ohm carbon potentiometer, audio taper volume control
 R2—470,000-ohm, 1/2-watt carbon resistor
 R3—10,000-ohm, 1/2-watt carbon resistor
 R4—150-ohm, 1-watt carbon resistor
 R5—22,000-ohm, 1/2-watt carbon resistor
 R6—150-ohm, 10-watt wire-wound resistor
 S1—S.p.s.t. toggle switch (power)
 T1—Audio output transformer, 2000 ohms to 4-ohm voice coil (Stancor A-3876)
 1—6" to 10" PM loudspeaker, 3.2-ohm voice coil
 V1—12AT7 tube
 V2—50B5 tube
 V3—35W4 tube
 1—Small aluminum chassis (about 6"x4"x1 1/2")
 1—Polarized plug for line cord
 1—Wall speaker baffle
 1—Knob
 2—7-pin miniature tube sockets
 1—9-pin miniature tube socket
 1—Line cord
 4—Rubber grommets
 4—Rubber feet with screws
 1—Kitchen cabinet handle
 1—Sheet of perforated metal (about 8' sq.)
 1—Contact microphone with cable and plug
 Misc. wire, solder, machine screws, nuts, hardware, terminal strips, etc.

Fig. 1. Schematic diagram and parts list.



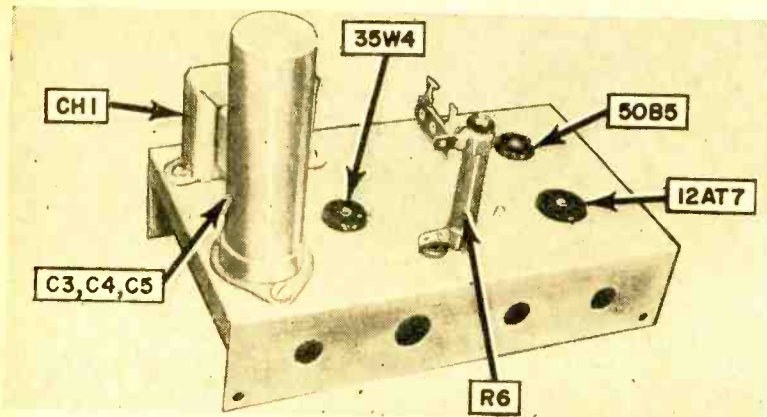
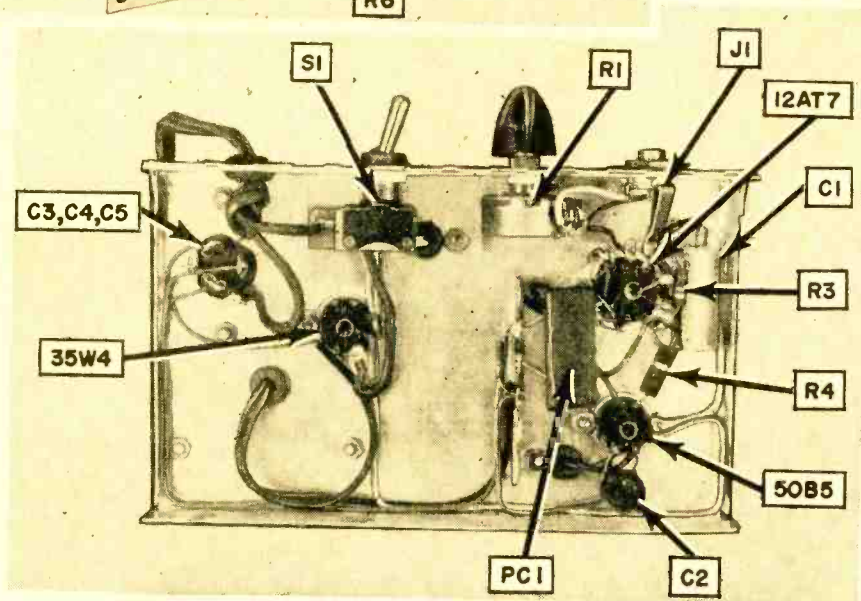


Fig. 2. Above-chassis view of amplifier (at left). Some parts are mounted but not wired.



Fig. 3. Below-chassis view of the wired unit. Parts are identified.



Only a few general precautions need be observed when wiring the amplifier. Carefully follow both the schematic and pictorial wiring diagrams, checking one diagram against the other as the wiring proceeds. Keep all signal leads as short and direct as possible. Insulate bare leads with spaghetti tubing. Don't bend the leads of the printed circuit plate too sharply as they may break off close to the plate.


Referring to the schematic diagram, note that one side of the power line serves as the B- lead and connects to circuit "ground." This ground connection may be made to the chassis, *provided a polarized line plug is used, and the grounded side of the line connects to the wider prong.*

If it is impossible to obtain a commercial polarized line plug, make one by soldering a small piece of wire around the edge of one prong of a standard plug. A small paper clip will furnish a preformed wire for this purpose. See Fig. 4.

To use a standard line plug without modification, wire the circuit for a "floating ground" and avoid accidental shocks. To install a "floating ground," use the fiber plate when mounting the electrolytic filter capacitor (to insulate its shell from the chassis), and insulating washers when mounting the input jack *J1*, making all "ground" connections to an insulated terminal. Connect this terminal to the chassis proper through a 1-megohm carbon resistor, bypassed by a .01- μ fd., 400-volt paper capacitor.

It should be noted that the microphone cable shield will be connected directly to one side of the line in this arrangement, which can present a severe shock hazard. Therefore, use of a standard line plug is not recommended.

Several modifications in the basic circuit are possible to meet the needs of the individual builder. For example, the printed circuit plate may be replaced by individual



Shown at left is the amplifier before it is mounted in its case. Perforated "do-it-yourself" aluminum serves as a ventilated back cover. Below is a rear view of the completed amplifier.





Fig. 4. How to make a polarized plug out of a conventional plug. See text.

components. The heater dropping resistor may be replaced by a line cord resistor or a ballast tube having the proper resistance.

The toggle switch used as a power switch may be replaced by a volume control type switch mounted on the gain control if care is taken to keep the a.c. leads away from the signal circuits. And the gain control itself may be replaced by a different unit. Although a 500,000-ohm control was used in the model, any value from 100,000 ohms to as high as 2 megohms may be used.

If desired, the PM loudspeaker may be replaced by an electromagnetic speaker, with the field coil connected as a filter choke in place of *CH1*. Coil resistance should be in the neighborhood of 500 ohms.

How it Works

The guitar amplifier consists of a two-stage triode voltage amplifier (12AT7) driving a beam power audio output stage (50B5), with d.c. operating power supplied from a conventional half-wave rectifier (35W4).

In operation, signals supplied by a microphone through input jack *J1* are applied across gain control *R1*, with the setting of this control determining what portion of the total available signal is applied to the grid of the first amplifier stage, half of a 12AT7 dual-triode tube. Bias for the first stage is supplied by cathode resistor *R3*, bypassed by capacitor *C1*.

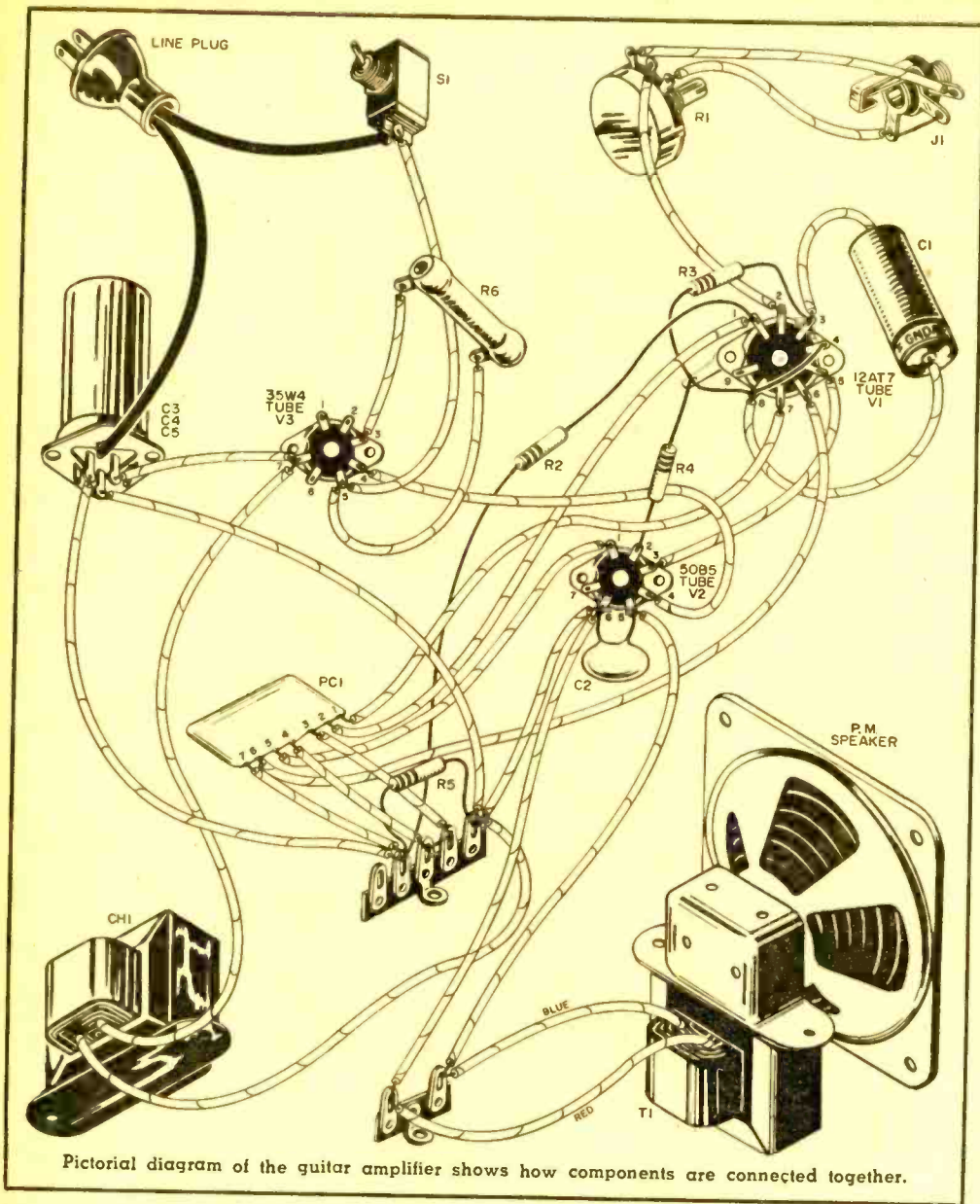
The amplified audio signal appearing across plate load resistor *R2* is coupled through a .005- μ fd. capacitor to the grid of

the second amplifier stage, the last half of the 12AT7 tube. The small capacitor is part of a printed circuit plate (*PC1*) which also includes the grid resistor for the second stage (6.8 meg.), the plate resistor for the second stage (470,000 ohms), the coupling capacitor to the output stage (.005 μ fd.), and the grid resistor of the output stage (470,000 ohms). Three additional capacitors are included on the commercial printed circuit plate and are shown in the schematic diagram, but are not essential to the operation of the circuit. Contact bias, supplied by the large (6.8-meg.) grid resistor, is used on the second stage.

The amplified audio signal appearing across the plate load resistor of the second stage is coupled through a .005- μ fd. capacitor to grid of power output stage *V2*.

Capacitor *C2* acts to bypass high-frequency signals and thus to reduce the effects of whatever harmonic distortion may be present in the power amplifier. Transformer *T1* serves to match the high plate impedance to the low voice coil impedance of the PM loudspeaker.

Power to operate the amplifier is supplied by a half-wave rectifier (35W4) and a conventional "brute-force" pi-type filter network consisting of filter choke *CH1* and electrolytic filter capacitors *C4* and *C5*. Additional filtering for the voltage amplifier stages is provided by an *RC* filter consist-



Pictorial diagram of the guitar amplifier shows how components are connected together.

ing of $R5$ and $C3$, another electrolytic capacitor.


The heaters are connected in series, with resistor $R6$ added to permit operation on full line voltage. Switch $S1$ serves as the power switch, with a polarized plug insuring that proper power line connection is always made.

Using the Amplifier

The amplifier is complete in itself. Just plug it into a wall receptacle, turn it on, and allow a few minutes warm-up. Only one accessory is required . . . a standard

"contact" microphone. This is mounted on the guitar (or other musical instrument) and plugged into jack $J1$ of the amplifier. Gain control $R1$ may be set at the desired level by adjusting the control while playing a few bars on the instrument.

Don't try to set the gain control at too high a level or there may be a squealing or whistling sound after each note. In most cases, the amplifier should be set slightly in front of and to one side of the musician, but the exact location for best results will depend on individual room or auditorium acoustics.



Complete receiver (right) is shown connected to loudspeaker (left) for normal operation.

Building a "Regenode" Receiver

BOSTON! PROVIDENCE! HARTFORD! BALTIMORE! WASHINGTON, D. C.! Broadcast stations in these and many more cities now come in at normal speaker volume at the author's home in South Jersey during daylight hours! And they all come in with an antenna no more than 20 feet long and only six feet above ground.

What is the secret of this outstanding performance? It is the result of a new concept in regenerative receiver design. The term "regenode" is coined from the circuit which, using modern techniques, is *regenerative* and *cathode-coupled*. This circuit, plus the use of an extremely high- Q coil, and modern, highly sensitive, high-gain television type tubes, has resulted in a receiver of such performance that it will both please and amaze. The circuit is simple, straightforward, and easy to get going. Anyone who can read a wiring diagram and use a soldering iron can build the "Regenode."

The "Ferri-tenna" used at $L1$ in the wiring diagram, Fig. 1, does a lot for the "Regenode." It is a coil especially designed to have a very high Q —i.e., its radio-frequency losses are low. To utilize the capabilities of $L1$ to the greatest extent, it must be connected into a circuit which will not lower its Q . A conventional regenerative circuit does not meet this requirement, because the bias rectification

Wide reception and exceptional performance will result if you build this novel regenerative and cathode-coupled circuit

process consumes power—and when power is taken from a tuned circuit, its Q —or quality factor—is reduced.

To reduce loading of the tuned circuit, $L1-C2-C3$, the "Regenode" uses what is termed a cathode follower, which is shown as $V1A$ in the wiring diagram. The two most important qualities of a properly designed cathode follower are: (1) extremely light loading of the circuit to which its input (grid circuit) is connected, and (2) very low impedance output (at the cathode) from which a certain amount of power may be drawn without disturbing the input circuit. Thus, the input circuit (control grid, pin 2) of the regenerative detector, $V1B$, is connected, through a capacitor, $C5$, to the low impedance cathode (pin 8) of the cathode follower, $V1A$. The high- Q tuned circuit is connected to the grid (pin 9) of the cathode follower where it will not be adversely affected by the action of the detector.

Regeneration is accomplished in the "Regenode" by feeding back energy from the screen grid (pin 3) of the detector, V1B, through L2 into L1. The amount of regeneration is determined by the setting of the feedback control, R6, which varies the voltage applied to the screen of the detector. The more the control is advanced, the greater the regeneration, until finally a point is reached where the detector breaks into oscillation. Oscillation is evidenced by a whistle or squeal in the headphones or speaker when the receiver is tuned to a broadcast station. The "Regenode" goes into and out of oscillation very easily. There is no "plop" or "thump" at the point of oscillation heard in many circuits. Hand capacity effects (detuning

caused just by moving the hand near the dial or chassis) are non-existent in the "Regenode."

Very low voltages are used with the detector. Normal weak-signal (maximum regeneration) screen potential is about 12 volts and plate potential is around 50 volts. It's unnecessary to measure these voltages while building or adjusting the "Regenode." These values are given merely for the benefit of those who have the facilities to check them—especially those who may want to adapt the "Regenode" principle to other applications.

Construction and Adjustment

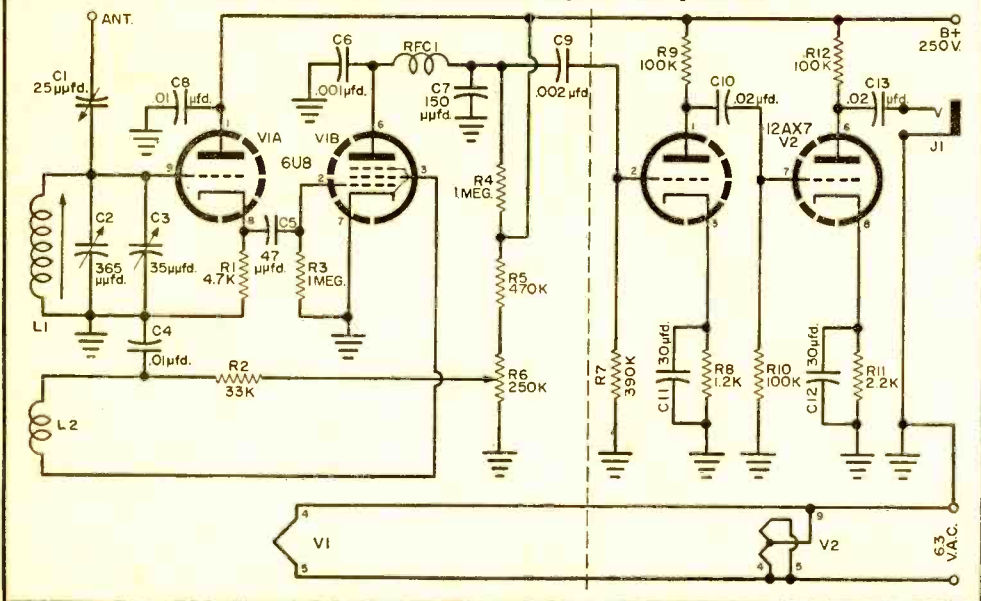
Location of parts and the wiring in this little broadcast receiver are not especially

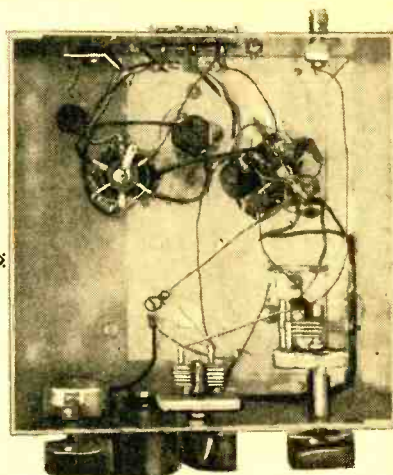

- C1—25- μ fd. midget variable capacitor (an insulated coupling extender should be used between the shaft and the knob)
- C2—365- μ fd. variable capacitor
- C3—35- μ fd. midget variable capacitor
- C4, C8—0.01- μ fd. ceramic capacitor
- C5—47- μ fd. ceramic capacitor
- C6—0.001- μ fd. ceramic capacitor
- C7—150- μ fd. ceramic capacitor
- C9—0.002- μ fd. ceramic capacitor
- C10, C13—0.02- μ fd. ceramic capacitor
- C11, C12—30/30 μ d., 150-volt electrolytic capacitor, dual unit, Sprague TVL-2422 or equivalent (two 25- μ d., 25-volt units may be used instead)
- J1—Open-circuit phone jack
- L1—"Ferri-tenna" or "Vari-loopstick" or equivalent
- L2—Tickler coil (see text for details)
- R1—4700-ohm, 1/2-watt carbon resistor
- R2—33,000-ohm, 1/2-watt carbon resistor
- R3, R4—1 megohm, 1/2-watt carbon resistor
- R5—470,000-ohm, 1/2-watt carbon resistor
- R6—250,000-ohm potentiometer

- R7—390,000-ohm, 1/2-watt carbon resistor
 - R8—1200-ohm, 1/2-watt carbon resistor
 - R9, R10, R12—100,000-ohm, 1/2-watt carbon resistor
 - R11—2200-ohm, 1/2-watt carbon resistor
 - RFC1—2.5-mhy. radio-frequency choke, National R-50 or equivalent
 - V1—Type 6U8 tube
 - V2—Type 12AX7 tube
 - 2—9-pin Vector miniature sockets, or equivalent
 - 1—Noval shield base and shield
 - 3—Knobs
 - 1—Vernier tuning dial
 - 1—Scrap aluminum strip for vernier dial
 - 1—Antenna post
 - 1—Insulated coupling and extender (for C1)
 - 1—3-terminal strip, heavy duty
 - 1—Chassis, 6" x 6" x 2 1/2" (a standard 5" x 7" x 3" chassis may be used if desired)
- Misc. machine screws, nuts, ground lugs, decals for lettering (if desired), wire, solder

Catalog price of parts, approx. \$18.00

Fig. 1. Schematic wiring diagram, together with parts list.






Top, bottom and rear views of the broadcast receiver. The wide-open construction shown here is not specifically required.

critical if large metallic objects are kept about 2" away from *L1*. Keep all leads as short as possible; keep grid leads away from plate leads, especially in the amplifier, and both away from the heater leads. The author used *Vector* sockets to accommodate the various small parts around each stage; however, the more conventional sockets, plus tie points, may be used instead.

Coil *L1*, as purchased, has about a foot of wire wrapped loosely around the form just below the coil proper. Remove this piece of wire and mark carefully the coil terminal to which one end of it is connected, as this is the terminal that should be wired to the stator plates of *C1*, *C2*, *C3*, and pin 9 of the cathode follower, *V1A*.

Assemble and wire the receiver except for the tickler coil, *L2*. To make the tickler, wrap two layers of 1/2"-wide plastic tape around the coil form below *L1*. Put about six turns of wire on the tickler. Use any insulated, small-diameter wire, and close-spaced turns; wind the coil in a counter-clockwise direction, with the first turn toward the chassis, and the sixth turn toward *L1*, and spaced about 1/4" below *L1*. Secure the turns to the form with a couple of small strips of the plastic tape.

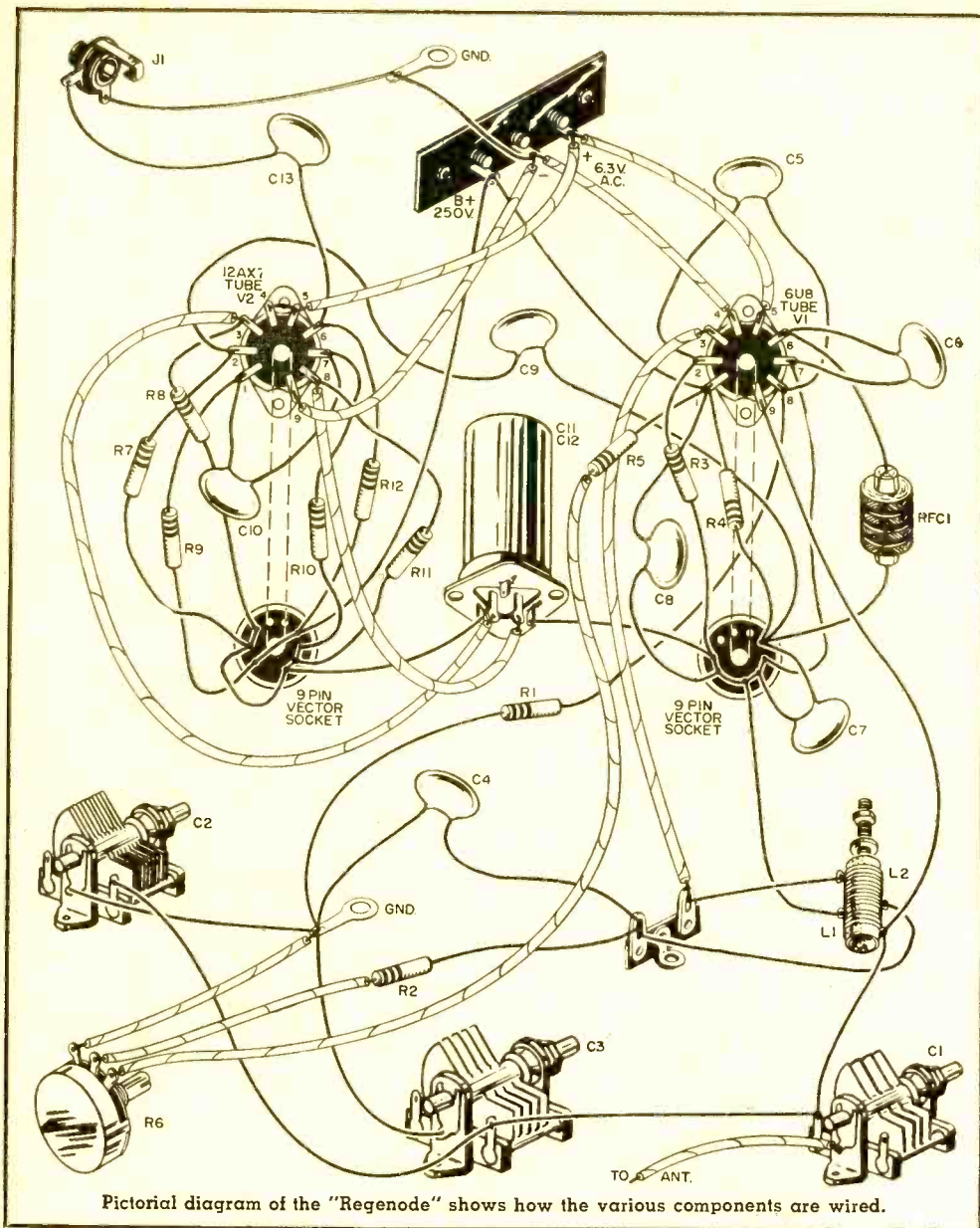
Leaving the tickler coil leads free, connect the lead of resistor *R2*, which would normally go to the tickler, temporarily to pin 3 of the detector. Connect a speaker, power supply, and antenna to the receiver. Advance the regeneration control, *R6*, to about center position, and tune in a local station near the center of the dial on the main tuning capacitor, *C2*. The station should come in clearly. If it is distorted, try a shorter antenna or turn the plates



of the antenna coupling capacitor, *C1*, for less capacity, then retune to the station with the trimmer, *C3*.

When the station is being received clearly, turn *R6* slowly back and forth to find the point where reception is loudest. This is the point of maximum detector sensitivity. Note the position of the dial pointer on the control knob.

Turn off the power supply. Wire the tickler coil into the circuit as shown in the wiring diagram, Fig. 1, with the tickler coil lead nearest the chassis connected to pin 3 of the detector. Turn the set back on again and, as the tubes warm up, a loud squeal should be heard coming from the speaker. Rotate *R6* until the howl ceases. Tune in a much weaker station and rotate *R6* until a whistle just begins to be heard. This is the point of oscillation in the detector. Note the position of the pointer on *R6*—quite likely, it will be considerably below the setting for



Pictorial diagram of the "Regenode" shows how the various components are wired.

maximum detector sensitivity. If it is, turn off the set, remove one turn from the top of the tickler winding, and repeat the check for the setting of the feedback control. Remove a second turn, if necessary—or even a third turn—until the feedback control setting for the beginning of oscillation coincides with the previously located point of maximum detector sensitivity, when the tuning capacitor, *C2*, is set to a weak station about mid-scale. The setting of *R6* will advance as each turn is removed from the tickler. The author's "Regenode"


operates best with four turns on the tickler.

After the tickler turns are adjusted, the core in the "Ferri-tenna" may be turned in or out slightly to make the receiver cover the standard broadcast band.

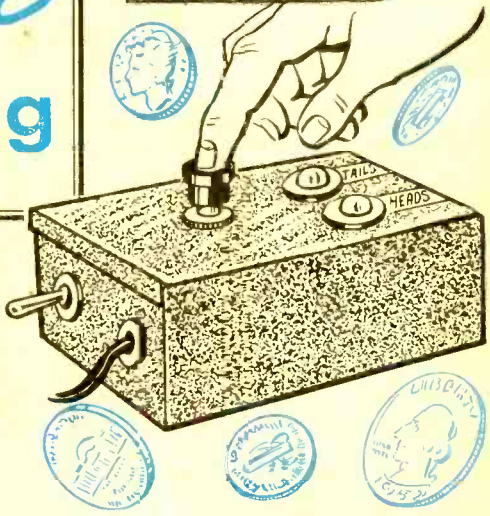

Using the Receiver

When receiving strong, local stations, it is necessary to reduce regeneration (*R6*) to avoid overloading the detector. Overloading produces severe distortion and is easily recognized.

(Continued on page 125)



Electronic Coin Tossing



TOSS A COIN 100 times; will you get 50 heads and 50 tails? No, say careful investigators of the subject; the most likely result is a few more heads than tails, at least with the most common U. S. coins. Don't blame the people at the Mint; they don't try to make the coins perfectly balanced.

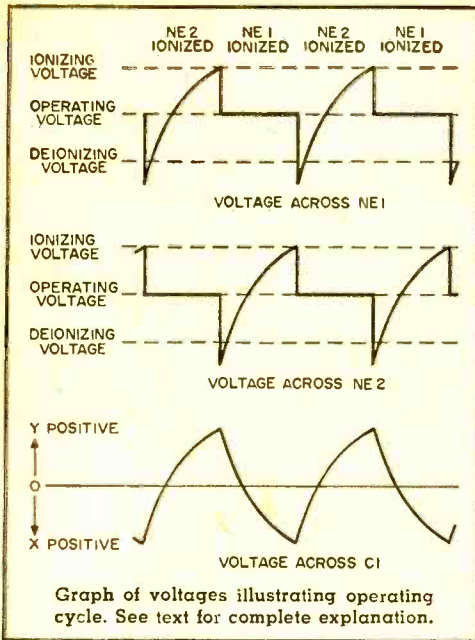
There are times, though, when we may want a perfectly balanced coin—to decide whether to play golf when it looks like rain but the Weather Bureau says "fair," or for some other scientific purpose. Electronics can provide the answer: an equivalent of coin tossing, with an instrument which can be adjusted to simulate a balanced coin.

The "electronic coin" shown in the photographs has two neon lamps and a push button. When power is applied, both lamps glow. When the button is pressed, one goes out.

Actually, when the two lamps appear to be glowing at the same time, they are

By JOSEPH BRAUNBECK

How to make an instrument that simulates tossing of a perfectly balanced coin



flashing alternately. The flashing rate is so high that each appears to be on continuously. Pressing the switch button stops the alternation, leaving on the lamp which happens to be glowing at the time.

The circuit can be adjusted so that both lamps glow for equal lengths of time; then, when the button is pressed, one is as likely as the other to be burning. With the lamps marked "heads" and "tails," pressing the button simulates tossing a balanced coin.

How It Works

Some of our more scientific-minded readers may be interested in the functioning of this device. Those who just want to make and use it can skip the next few paragraphs. The schematic diagram shows that the circuit used is relatively simple. However, it is one which is usually not explained

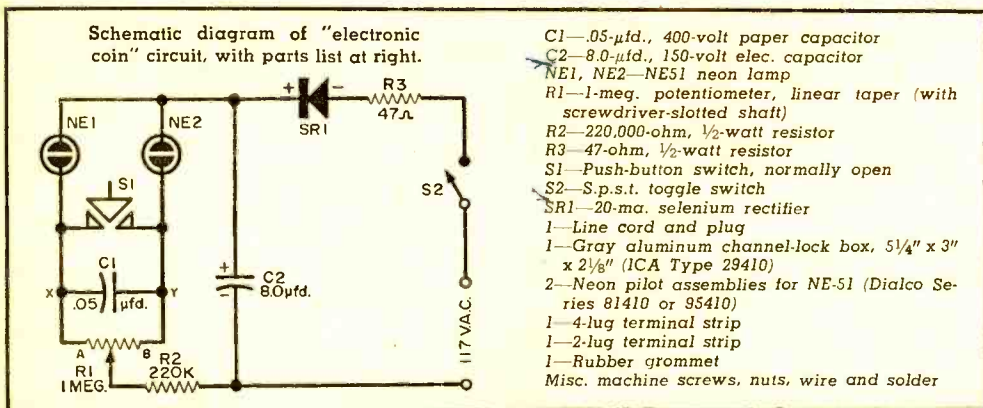
in standard textbooks. The neon lamps *NE1* and *NE2*, potentiometer *R1*, and capacitor *C1* form the oscillator. Capacitor *C2*, selenium rectifier *SR1*, and resistor *R3* constitute a standard half-wave power supply. Neglect resistor *R2* and consider the circuit as it would be with the arm of *R1* connected directly to the power supply. The letters *A* and *B* on the schematic diagram designate the two parts of potentiometer *R1* on either side of the arm.

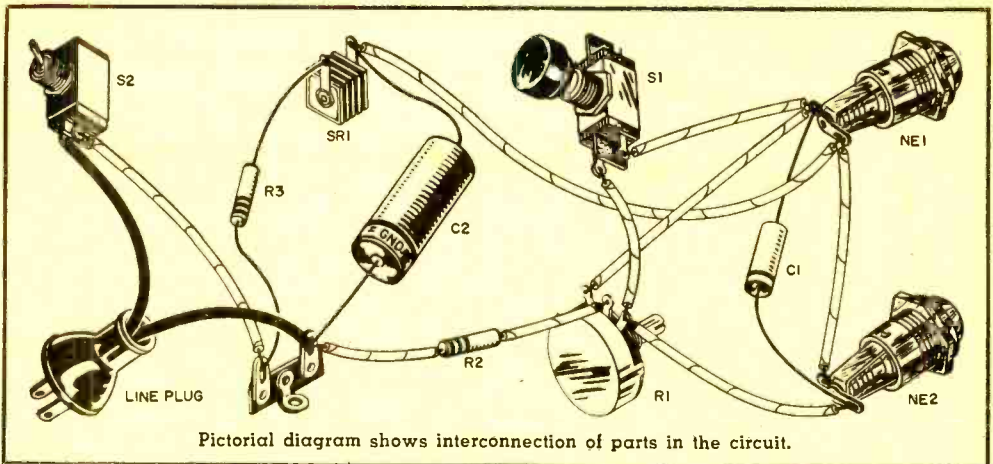
When a small voltage is applied to a neon lamp, the gas will not be ionized and very little current will flow. If the voltage is increased gradually up to a certain critical value (which depends upon the individual lamp), the gas will ionize and much more current will flow. The voltage now can be reduced below the ionizing voltage and ionization will be maintained once it has begun. If the voltage is reduced below a second critical value, however, the gas will deionize. Normal operating voltage for the lamp is somewhere between the ionizing and deionizing voltages.

When power is first applied to the oscillator circuit, the lamps are not ionized and very little current flows. Therefore, there is very little voltage drop across *R1A* and *R1B*, and almost the entire supply voltage is across lamps *NE1* and *NE2*. All of the current through *NE1* flows through *R1A*, and all of the current through *NE2* flows through *R1B*; no current flows to charge capacitor *C1*.

The initial voltage across the lamps is high enough to ionize the gas, but one lamp will ionize before the other; there will be a slight inequality between the two circuits, even if they have been matched as carefully as possible. Assume that *NE1* is the lamp which ionizes first. Current through *NE1* and *R1A* increases, the voltage drop across *R1A* increases, and the voltage across *NE1* drops to the operating value.

The change in voltage across *NE1* also appears across *NE2* and *C1* in series.





Voltage across a capacitor cannot change until current has flowed for some time (at least a short time) to charge the capacitor. The immediate effect of the decrease in voltage across *NE1* is a decrease in the voltage across *NE2* (and an increase in the voltage across *R1B*). This happens before *NE2* has had time to ionize, so it remains "out." Voltage which is enough to keep *NE1* ionized once it has started is not enough to begin ionization in *NE2*. After the first instant, current flow through *R1B*, due to the increased voltage across it, begins to charge *C1*. The voltage across *R1B* gradually decreases and the voltages across *NE2* and *C1* increase. (In following the rest of the explanation, refer to the graph of voltages in the circuit.)

Operating Cycle

When the voltage across *NE2* becomes high enough, *NE2* ionizes, the current through it increases, the voltage across *R1B* increases, and the voltage across *NE2* drops to the operating potential. This change is reflected through *C1* as an immediate decrease in the voltage across *NE1* and increase in the voltage across *R1A*. *NE1* deionizes. Increased current flow through *R1A* charges *C1* with polarity opposite to that which it had before. The voltage across *R1A* gradually decreases as the voltages across *NE1* and *C1* increase.

The preceding paragraph describes one-half of the normal operating cycle; the other half, which follows, is similar, but with the two halves of the circuit interchanged. When the voltage across *NE1* becomes high enough, *NE1* ionizes, the current through it increases, the voltage across *R1A* increases, and the voltage across *NE1* drops to the operating value. This change is reflected through *C1* as an immediate decrease in the voltage across *NE2* and increase in the voltage across *R1B*. *NE2*

deionizes. Then, the voltage across *R1B* gradually decreases and the voltages across *NE2* and *C1* increase. (*C1*, of course, charges with polarity opposite to that in the preceding half of the cycle.)

The cycle described in the two preceding paragraphs is repeated as long as power is applied to the oscillator and switch *S1* remains open. When *S1* is closed, one lamp (say *NE1*) will be ionized and have the normal operating voltage across it. *NE2* may have a higher or lower voltage, but not enough to start ionization. When the switch is closed, *NE2* will have the operating voltage of *NE1* applied to it also. This voltage is high enough to maintain ionization in *NE1*, but not to begin ionization in *NE2*. Therefore, only *NE1* will glow when *S1* is closed.

Series resistor *R2* reduces the supply voltage so that the voltages across *NE1* and *NE2* will range between the ionizing and deionizing voltages. Potentiometer *R1* can be adjusted to vary the resistance in the two lamp circuits, to adjust the length of time each lamp flashes.

Making the "Coin"

All of the components are mounted in a metal box 5¼" x 3" x 2½". The positions of the parts are not critical, but they can be placed approximately as shown in the photographs. Oscillator components are mounted behind the front panel; most of the power supply parts are mounted above and behind the oscillator. The power switch and the grommet for entrance of the power cord are at one end of the rear section of the cabinet. A two-lug terminal strip is used to connect the a.c. power cord and a four-lug strip for the mounting and connection of the power supply parts. Proper connections of the parts are shown in the schematic and pictorial wiring diagrams.

(Continued on page 124)

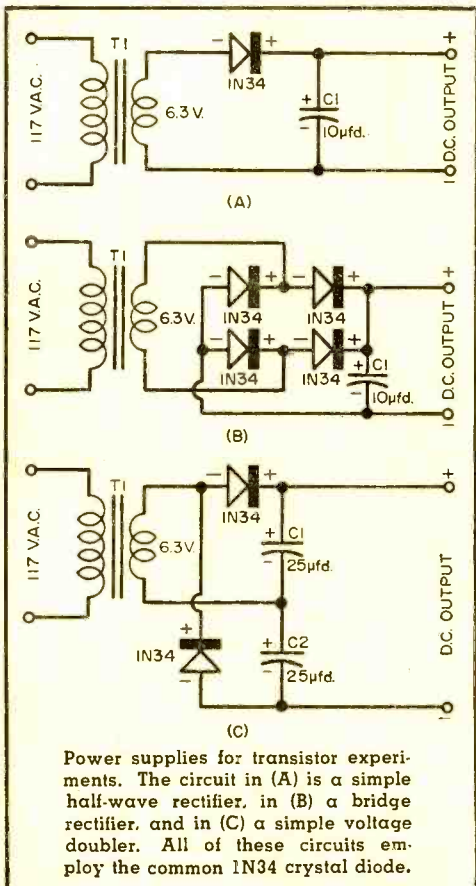
Transistor Topics

IN opening the third installment of this department, we want to express our appreciation for the many letters and cards asking that it be continued and that it be published monthly. Many thanks to all who took the time and trouble to write.

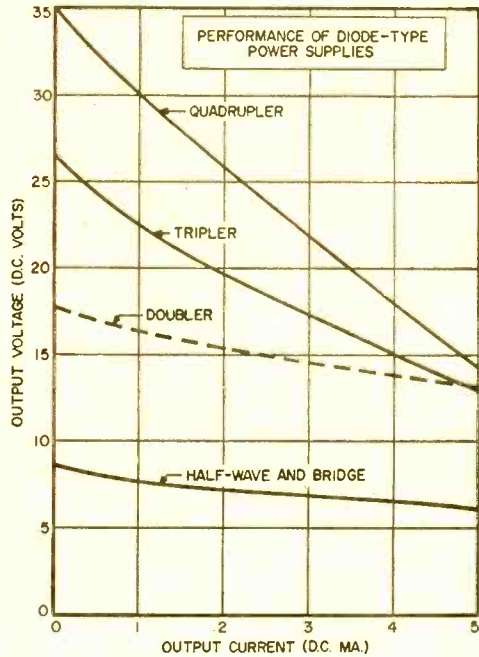
Diode Rectifier Supplies

The material below originated with Mr. Rufus Turner, Contributing Editor of POPtronics. We have quoted directly from his letter to us.

"Transistors have become so closely associated with battery operation that the mere mention of a power line-operated d.c. supply for a transistor circuit brings forth looks of amused astonishment.



Power supplies for transistor experiments. The circuit in (A) is a simple half-wave rectifier, in (B) a bridge rectifier, and in (C) a simple voltage doubler. All of these circuits employ the common 1N34 crystal diode.



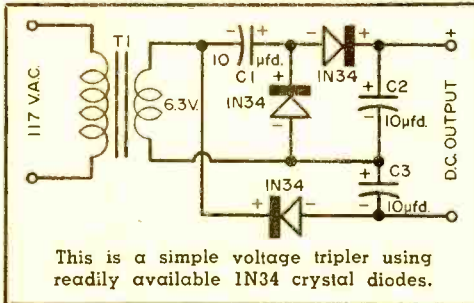
"To be sure, transistors do permit long-life operation of some circuits which, when 'tubed,' cannot be powered by batteries without running into expense. But there also are some places where it seems pointless not to run the transistor from the power line. I saw an example in print recently. The subject was a clever transistorized photo timer. Battery operated, of course, but why? The timer relay switched the a.c. line on and off to an enlarger or print box. Since the power line had to pass through the timer anyway, there seemed little point in ignoring it for transistor bias. Another familiar example is the transistorized burglar alarm that sets off a line-operated signal but is operated from self-contained batteries. You can name others.

"The striking features of the transistor are not lost, as many workers seem to fear, when the a.c. line is used—where sensible—for transistor power. No matter from what source it receives its d.c. bias, the transistor still is tiny, power-thrifty, non-microphonic, cool-running, practically indestructible, and long-lived.

"Because transistor current and voltage requirements are low, an a.c. power supply can be small in size. This is compatible with tran-

sistor dimensions. A midget 6.3-volt filament transformer is entirely adequate. Germanium diodes may be employed as the rectifiers, and miniature electrolytic capacitors used for storage. Where voltages higher than 6.3 are needed, voltage multiplier circuits may be employed.

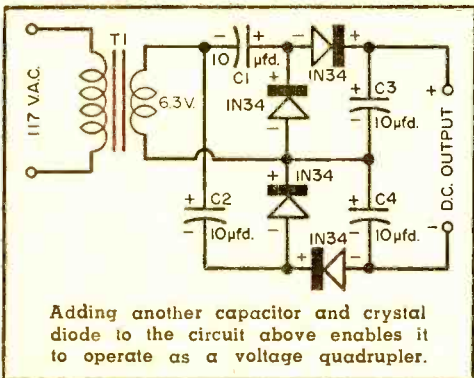
"The schematics show practical transistor power supply circuits employing germanium



diodes. In each case, T1 is a 1-ampere, 6.3-volt filament transformer. The circuits have been tested at a constant a.c. input voltage of 115 volts and their d.c. output characteristics are given in the graph. Except in the case of the doubler, the curves have not been carried beyond the current level at which the d.c. output voltage falls to 6.3, the r.m.s. voltage of the transformer secondary.

"These circuits will be satisfactory, as given, for most low-drain circuits employing one or two transistors at fixed operating voltages. For better voltage regulation (less fall-off of voltage as the current increases) and higher output currents (such as will be required for multi-stage transistor circuits containing bias resistor networks), Type 1N91 miniature germanium rectifiers may be substituted for the 1N34 diodes, and the capacitor values increased. A 1N91 in the simple half-wave circuit with C1 = 100 μfd. gives 60-ma. output at 6.3 volts d.c., contrasted to the 5 ma. at 6.3 volts obtained with the 1N34 and 10 μfd. Output of the bridge, doubler, tripler, and quadrupler circuits likewise will be improved.

"The curves in the graph were plotted from data taken in measurements on the circuits exactly as they are shown here and without additional filters. In some transistor applications, especially sensitive amplifiers, filters



will be required. These may be of the simple, small-sized, resistance-capacitance type. However, a sharper voltage fall-off must be expected as a result of voltage drop across the filter resistor."

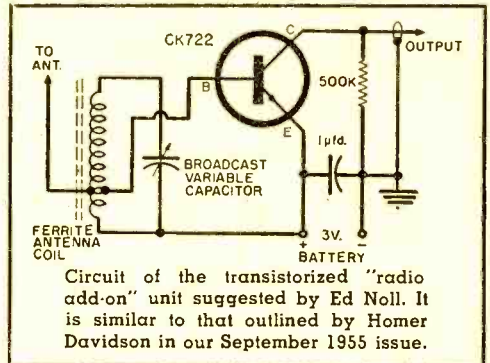
Many thanks to you, Rufus, for the interesting ideas presented above. We hope that our readers will take advantage of your schematics and suggestions. By the way, we have scheduled for early appearance in this column a complete power supply unit for transistor experiments. It is a variable voltage supply with an output of from 2 to 30 volts.

Speaking of power supplies, we might also report that another Contributing Editor is working on several silicon solar battery hook-ups. Although the price of the "real" silicon battery is still high, we feel that something concerning its use and application should appear in this column.

Another "Radio Add-On"

An additional suggested circuit this month comes from Ed Noll, whose many articles and books on TV servicing and operation are known from coast to coast.

Ed brings to our attention the circuit shown below. It is used much like the original "Radio Add-On" described in the September 1955 issue (page 48). In other words, the output is plugged into the phono jack on a TV receiver. After the base-emitter detector is tuned up, it will bring in a single AM broadcast station. Switching the TV receiver to the phono setting will enable the viewer to hear



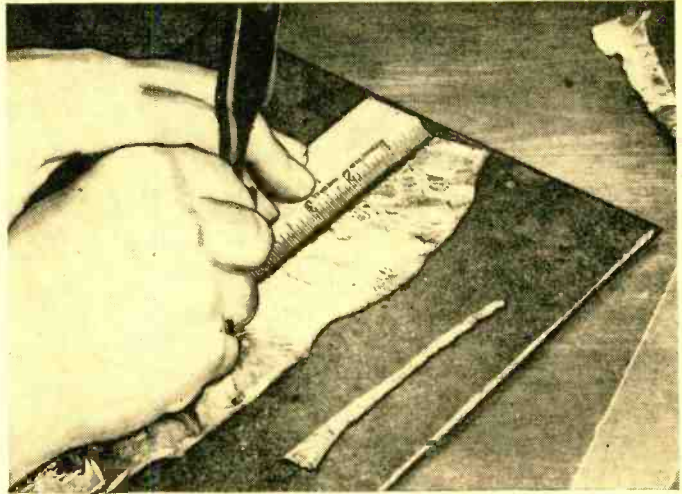
this station. The advantage is two-fold: better fidelity from the AM station and greater use of the TV receiver during "off-hours."

The circuit is uncomplicated since many ferrite antenna coils are now sold with the tap shown in the diagram. This tap is generally used for an external antenna. In this circuit it provides an additional impedance match between the resonant circuit and the low impedance input to the transistor base-emitter circuit. Don't forget that also in this circuit there is internal coupling in the transistor. The collector circuit provides audio amplification of the rectified and detected signal.

Next month we go back to some receiver plans based on ideas suggested by you readers. Keep your letters coming.



Foil capacitors can be easily made from household "Reynolds-Wrap." Slit two strips of aluminum foil to the desired length and width using a razor blade or scissors. Also cut two waxed-paper strips, about one-quarter inch wider than the foil. The paper will serve as the insulator between the turns of foil.



Roll Your Own Capacitors

By ELBERT ROBBERSON

IN RADIO CONTROL, "walkie-talkie" and other compact construction, builders need not be handicapped because catalog capacitors won't always fit odd slices of available space. Home-made capacitors can be made to fit almost anywhere. One example is the screen bypass capacitor shown in the photographs, wrapped directly on the envelope of the tube. Ordinary household waxed paper and aluminum foil are used, and two strips approximately 1" wide and 12" long provide .001- μ fd. capacity. Exact values will depend upon paper thickness and the pressure with which the package is held together, and can be varied by using strips of different dimensions.

To make the capacitor illustrated, lay a flat smooth piece of foil on a hard surface, such as *Masonite*, and use a metal straight-edge to guide the cut. Slit the foil with a sharp razor blade. A couple of tries may be required to find the right angle to prevent tearing and bunching of the aluminum. Cut two strips 1" wide by 12" long.


Next cut two strips of waxed paper, 1 $\frac{1}{4}$ " x 12 $\frac{1}{4}$ ", to allow $\frac{1}{8}$ " margin around the foil. Scissors can be used for both cutting operations, but in working on the aluminum, be careful not to wrinkle it or leave jagged points between scissor cuts.

Before assembling the capacitor, leads must be soldered to the foil for the connections. Use fairly active flux, and gently rub the tip of the iron on the foil to remove aluminum oxide. The joint may not be very handsome, but it will carry current and hold together. Just don't leave sharp points sticking up. Clean off excess flux with alcohol.

Lay a flat strip of paper on the hard surface and put a drop of rubber cement on one end. Put a strip of foil on top, aligning it so that the paper projects $\frac{1}{8}$ " all around, and flatten the end down in the cement, wiping off any excess. Dab cement on the same end of the aluminum strip, then lay another strip of paper on top of it. Repeat the process with another foil and the last paper. Have both wire leads on the cemented end.

Put a drop of cement on the side of the vacuum tube, and place it on the "stack," pin end of the tube near the capacitor "pigtail" side. Carefully roll it up, and secure the ends with another touch of cement. Hold these cemented ends tightly for about a minute, and then the capacitor will be on its own. The completed home-made capacitor may then be connected for bypass or coupling.

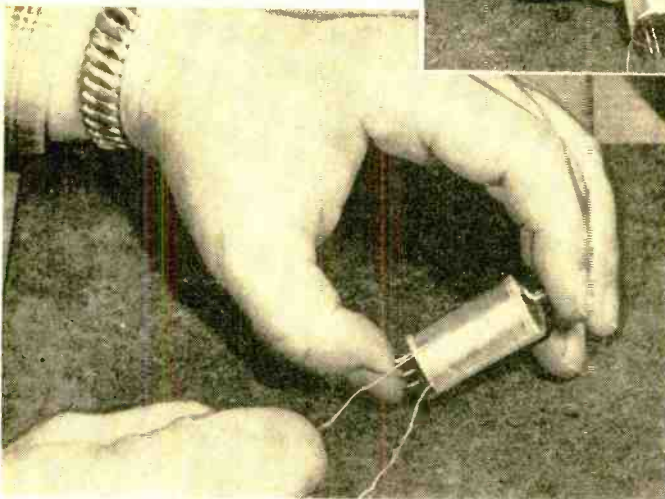
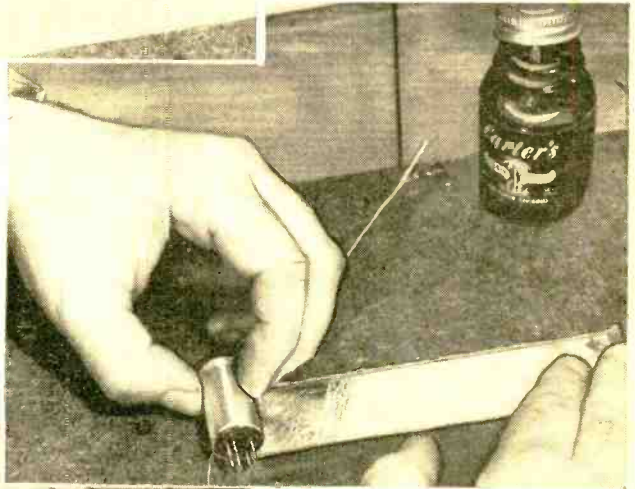
POPULAR ELECTRONICS



Solder a single strand from flexible hook-up wire to the ends of both aluminum foils. Use very active flux and scrape soldering iron back and forth across the foil to remove any of the aluminum oxide.



Stack the paper and foil alternately, and align so that paper overlaps all way around. Use miniature tube as "former." Hold paper and foil stack to tube with rubber cement, then wind up as shown at right. Secure end of stack by cementing, and then hold in fixed position until dry.




The completed capacitor could be held together with cellophane tape. If the tube is in use, it can be employed permanently as the base for the capacitor. As mentioned in text, this method can be utilized to form two capacitors in parallel, or two capacitors with common ground lead.

In many non-critical circuits, it is possible to form two capacitors around a tube. Just keep leads on opposite sides of the tube to avoid mix-ups, and work the circuit connections out so that a grounded foil is in the center of the wrapping.


Capacitors can also be made in ribbon form, or wound in flat packages and then folded into almost any shape to fit irregular spaces. Soaking them in melted paraffin after winding will increase their durability and prevent moisture absorption. -30-

Make Your Own



Front view of completed photocell. Bent lug under the screw head contacts the front face of the rectifier plate, while the long lug (protruding from top) contacts the back face.

Back view of cell, showing mounting of long lug, insulating washer, and the retaining nut.




A SINGLE plate taken from the common selenium rectifier makes a surprisingly good self-generating photocell. While a burned-out rectifier will yield at least one or more plates that are in operating condition, a new rectifier will supply six excellent plates. With a rectifier costing about one dollar, this makes the home-made photocell very cheap indeed.

The first job is to pull the rectifier apart. This is done by drilling out the center eyelet which holds the plates together, then separating plates and washers. The next job is to remove the paint from the plates. Soak the plates in lacquer thinner for several hours and then rub their faces gently with a soft rag soaked in lacquer thinner. Hang the cleaned plates to dry for one hour before a fan or blower.

When the paint is removed, it will be seen that one face of the rectifier plate is coated with a rough layer of silvery metal. Underneath this is the sensitive selenium layer. The metal coat is porous enough to allow light to pass through to the selenium. When it is shined on the coated face, the recti-

Dismantled rectifier is shown ready for conversion into photocells. One plate is missing, this being the one used in the finished cell (see illustrations above).



Self-Generating Photocell

By RUFUS P. TURNER

fier plate will generate a steady d.c. voltage. The coated (front) face becomes negative and the uncoated (back) face positive. The brighter the light, the higher will be the voltage.

In order to use the plate as a photocell, a wire lead must be attached to each face or contact made with the faces in some other way. Since the plate is aluminum, it will not be possible to solder to the back face. And it is not advisable to solder to the silvery-metal front face, because the heat of the soldering iron might burn a hole in the thin coat.

It is best to make connections to the plate mechanically. Figures 1 and 2 show one way of doing this. The seven parts are put together so that the bent lug (B), held by screw (A), makes contact with the coated face. Shoulder-type fiber washer (C) insulates the screw from the rectifier plate as it passes through the hole in the center of the plate. The long lug (E) rests firmly against the back face of the plate. A second shoulder-type fiber washer (F) insulates the screw from this lug. The nut (G) holds the entire assembly tightly together, with the two lugs in contact with the faces of the plate. Connections are made to the screw (negative) and to the long lug (positive). The screw can also be used to hold the cell to the equipment with which is operated.

This home-made photocell is not as sensitive as the expensive commercial units that are available, but it is very useful in many experiments and devices, such as sun-battery experiments, burglar alarm and light control circuits, exposure meters, etc. Using a plate from a 200-ma. rectifier, an open-circuit voltage of 0.4 volts was obtained in direct sunlight. Direct sunlight also gave a 50-microampere deflection on the 100-microampere scale of a *Simpson* Model 260 volt-ohm-milliammeter which has an internal resistance of 2000 ohms. A 60-watt lamp two feet away from the photocell produces an open circuit voltage of 20 millivolts. These outputs are satisfactory for operating some of the tube-type and transistor-type photoelectric circuits which have been described previously in *POPULAR ELECTRONICS*.

-30-

Plate from small selenium rectifier makes inexpensive photocell when wire leads are attached to each face

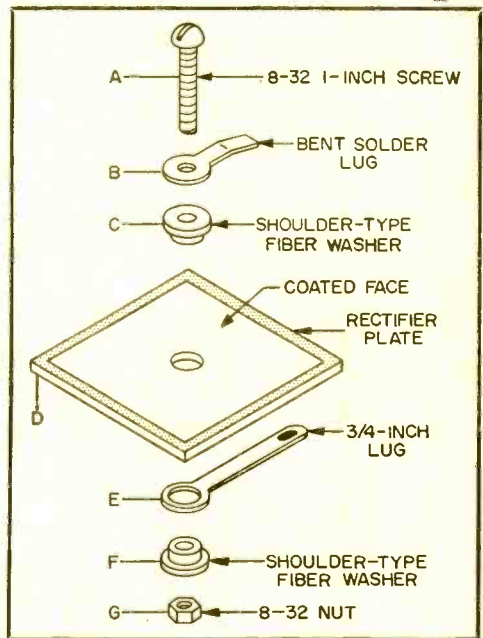


Fig. 1. Exploded view of the photocell.

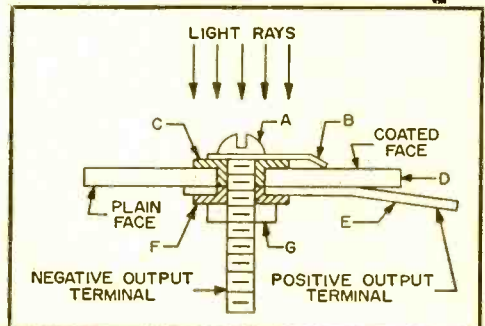
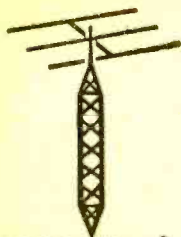


Fig. 2. Cross section of assembled cell.



THE TRANSMITTING TOWER

Herb S. Brier, W9EGQ

THE BEST REASON for going to the trouble of obtaining an amateur license and putting a station on the air is to make radio contacts with other amateurs. Naturally, the better your equipment, the easier it will be to do so. However, just as important as equipment in making successful contacts is using good operating procedures. And the less elaborate your equipment is, the more good operating will pay off for you.

In the following paragraphs, we will discuss how to get the greatest percentage of returns to your calls and how to use a couple of important procedure signals correctly.

Calling CQ

To indicate that your station is open for business and is looking for calls from other amateurs, you may transmit the General Call signal, CQ. The usual form for "calling CQ" is: "CQ CQ CQ DE W9EGQ W9EGQ W9EGQ CQ CQ CQ DE W9EGQ W9EGQ W9EGQ CQ CQ CQ DE W9EGQ W9EGQ W9EGQ K."

This is a 3 x 3 x 3 call. Some amateurs change it to a 5 x 2 x 3 call on the basis that such a call takes no longer to send but doubles the percentage of time that CQ is being sent. If conditions are so poor that the calling station's call letters cannot be copied when sent a minimum of twice, it is assumed that a successful contact would not be able to be made anyway.

The greatest misuse of CQ's is in making them too long. Some amateurs apparently work on the theory that if a short call is good a call which is five times as long will be five times better. There are a couple of flaws in this theory.



In the little time that six children, a job, and studying for a master's degree in science allow for amateur radio, Joe Marso, KN2JVE, has worked six states with the above equipment.

As any experienced amateur can tell you, it is surprising how often one hears a CQ from the very first dash when scanning a band for a station call. Too long a call becomes boring, and the listener tunes away looking for someone else, or he decides to call CQ himself. Also, an overly long CQ that started out free of interference is often clobbered (not always accidentally, I am afraid) as it drags on and on. As a result, the listener is seldom sure just when it does end. In spite of appearances, they all end some time.

What makes these marathon CQ's seem so foolish is that they are so unnecessary. No one is rationed as to the number of calls that he can make. Therefore, if one short call does not do the trick, there is no reason why you can't try another.

Good and Bad Sending

Even less useful than overlong CQ's are poorly sent ones. Their effectiveness is often completely nullified because the sender garbles his call letters into a meaningless mess of dots and dashes. Good sending is always important but never more so than in a CQ. Through your "fist," other amateurs judge the kind of an operator you are. Besides, it is no fun to copy poor sending; many amateurs automatically pass over CQ's which are poorly sent.

It is quite easy to fall into the habit of sending your call letters carelessly, for they soon become as familiar to you as your own name. While an illegible signature may get by at the bottom of a letter, it will hardly do at the end of a radio transmission, and will cost you contacts.

Another bad habit of some CQ'ers is to vary their sending speed almost constantly during a call. I had thought that this was an unconscious habit, but I find that some amateurs do it deliberately. One told me that he thought shifting speeds in a CQ helped to attract the attention of both the slow and the fast code operator. There is no doubt that such "roller coaster" sending does attract attention, but does it result in more contacts than an even sending speed? I doubt it.

Good operators call CQ at the speed at which they expect to be answered, and they reply to any call at about the speed at which it was made, unless the speed is greater than they can copy. Sending faster than this is a direct invitation for the other fellow to learn that you can dish it out but can't take it. Conversely, be courteous enough to slow down for the lad whose speed is not equal to yours.



During six weeks of operation, Mickey Hall (15), KN9BBO, made 168 contacts in 30 states. See *News and Views* for data on this installation.

Presumably, you want him to appreciate your witty sayings, which he cannot do if you send too fast for him.

To CQ or Not to CQ

Many low-power stations get a greater percentage of replies when they answer CQ's than they do when they CQ themselves. On the other hand, some hams get the idea that they are big-time operators if they force the other fellows to call them. Actually, it does not make a bit of difference who calls CQ and who answers. The important thing is to make the contact.

If everybody called CQ only, who would answer yours? And if nobody called CQ, who would you call? The smart thing to do is to mix up your calls between CQ's and direct calls, to fit conditions.

In calling specific stations, a long call is even less necessary than when calling CQ. If your frequency is a kilocycle or so from the other fellow's, a 2 x 2 or a 3 x 2 call ("KN9ADT KN9ADT DE KN9ADK KN9ADK AR") is usually long enough to do the trick. If one such call does not get results, you can repeat the dosage until you raise the station, or the operator answers someone else, or you decide that you are not going to be heard.

When calling a station somewhat removed from your frequency, a slightly longer call may be sent to give the operator time to tune his receiver to your frequency. Even then, a really long call is not required; if he is going to tune to your frequency at all, it will be within a minute after he finishes his call.

On a crowded band, most amateurs listen only around their own frequencies for replies to their CQ's. This makes it very difficult to raise stations more than about 20 kc. from your frequency when activity is high. At times when activity is low, this limit may sometimes be stretched quite a bit. Nevertheless, calling stations halfway across the band from your frequency is not the most efficient way to raise them at any time.

Instead of trying to raise stations far off your own frequency with long calls, you will have much better luck by obtaining a couple of crystals for your transmitter, giving yourself a choice of frequencies. Arrange them so that they can be rapidly plugged or switched into your transmitter. (*E. F. Johnson*)

Co. manufactures a 10-position crystal selector unit—Model 126-220-1—designed for this purpose.) Practically any transmitter may be tuned to the center of the 3.7-, 7.15-, or 21.1-mc. novice bands and operated on any frequency within the band simply by switching crystals and possibly touching up the final amplifier plate tuning capacitor.

Make a chart of all transmitter dial settings and other adjustments for all available frequencies, and fasten it near the transmitter. With the aid of such a chart, you will be able to shift instantly to the best frequency for calling any station.

A crystal a few kc. in from each edge of the band and one near the center is a good combination with which to start. Also, if you have a favorite frequency, it is frequently helpful to get another crystal within a few kc. of it to permit shifting frequency just enough to dodge interference.

Procedure Signals

In the above discussion, the correct usage of "DE," "AR," and "K" was indicated. These signals and a few others merit a bit more attention.

"DE" stands for "this is" or "from," and separates the call sign of the station called from the calling station, thus: "CQ CQ DE W9EGQ W9EGQ CQ CQ DE W9EGQ W9EGQ K," not "CQ CQ DE W9EGQ DE W9EGQ, etc."

"K," invitation to transmit, is used to terminate a CQ call or transmissions between stations already in communication with each other. This signal has the following meaning:



The new variable-frequency oscillator which was recently introduced by World Radio Laboratories, Council Bluffs, Iowa, should be of interest to all General Class amateurs. Free brochure is available on request from WRL.

"Go ahead with your transmission. I am listening."

"AR," end of message, is conventionally used to terminate initial calls to stations with which communication has not yet been established. Thus, if I were answering a CQ from KN9AQM, I would send "KN9AQM DE W9EGQ AR," reserving "K" for later transmissions. Technically, combining "AR" with another ending signal is usually incorrect, as the following examples will indicate: Incorrect: "... What do you think? W9BOS DE

(Continued on page 116)

CARL & JERRY

By

JOHN T. FRYE

Trapped in a Chimney

"MAN, DID YOU EVER SEE a sweeter flying job?" Carl demanded enthusiastically, as he and his chum, Jerry, squinted at Carl's radio-controlled model plane sailing along against the late afternoon January sky.

"Surely does handle well," Jerry agreed, doing a little jig on the frozen ground to keep warm. It had been a fine winter day with the temperature up in the 40's, but now the mercury was sinking with the sun. The boys were flying their model in a large field just beyond the outskirts of town. At the other end of the field were the ruins of a box factory that had been completely destroyed by fire several years before. Only a tall brick chimney had been left standing.

"Better bring it in for a landing," Jerry suggested. "It's getting late, and I think I can smell snow in the air."

"Okey-dokey," Carl agreed; "but get a load of this tight turn around that smokestack."

As he said this, he stuck his finger in the opening marked "L. Trn." of the telephone dial mounted on the transmitter control box, pulled it down against the stop and released it. Instantly the little plane banked gracefully and turned toward the top of the smokestack.

"Hey!" yelled Jerry, whose depth perception was much better than Carl's, "you've turned too quick!"

By the time he got the warning out, however, and in spite of all the "body English" he tried to put on the little plane, it closed the gap between it and the smokestack—and failed to appear on the other side. At the same instant, the steady snarl of the little motor ceased abruptly.

"Holy cow!" Carl groaned, "it's crashed!"

He set the control box on the ground and started at a dead run across the field. Jerry followed, but Carl's long legs and athletic build gave him such an advantage that by the time his chubby companion came puffing up to the base of the chimney Carl had loped around it twice.

"Hey, that's funny," Carl muttered. "I can't see a thing of it, and there's no place for it to hide, unless—" As though worked by a common string, the heads of both boys tilted back as they stared up at the top of the chimney towering some sixty or seventy feet above them.

"That's where it went," Jerry said with conviction. "It was just skimming the top, and I thought it might clear; but it must have dived right into the top. Well, scratch one model plane."

"That's what you think," Carl said deter-

minedly, reaching for a rung of the wide ladder going up the side of the chimney. "I've got at least a gallon of sweat and several acres of lawn mowing invested in that gas motor and the plane controls, and I intend to get 'em back or know the reason why."

"All right," Jerry said resignedly, as he started up the ladder behind his friend; "I'm just stupid enough to go along with you."


In a few minutes, the boys were standing side by side on an upper rung of the ladder while they leaned over the broad lip of the smokestack opening and stared down its throat. Even at the narrowed top, the stack measured a good eight feet across.

"Heck," Carl said in disappointment: "it's too dark down there to see a thing."

"Hold your horses a minute," Jerry grunted, as he squirmed around on his stomach so that he could reach into a pocket and pull out the flashlight case that contained the booster-battery used in starting the plane motor. He unscrewed the adapter with its two flexible leads from the bulb socket, screwed the bulb back in place, and replaced the lens cap. When the restored flashlight was shone down into the chimney, the white cross formed by the wing and fuselage of the plane could be faintly seen at the bottom.

"You hold the flashlight. I'm going down and get it," Carl announced.

"Oh, no, you don't," Jerry exclaimed, as he threw a fat leg over the edge of the stack



... they leaned over the broad lip of the smokestack opening and stared down ...

and reached for the top rung of the rusty narrow iron ladder that went down the inside of the chimney. "This is my chance to check up on that old business about whether or not you can see stars in daytime from the bottom of a well or chimney, and I'm not going to

muff it. You can tag along if you want to."

Cautiously, the two boys went down the rust-eaten ladder. All went well until they were about ten feet from the bottom, and then suddenly the whole lower section of the ladder gave way under their combined weight and they dropped to the bottom of the chimney. Jerry fell on his back on the layer of soft ashes at the bottom of the chimney, and Carl came down on top of him. The section of ladder broke into several pieces and clattered harmlessly around them. Carl quickly sprang to his feet and looked anxiously down at his friend still lying on his back and staring intently up at the little circle of blue far above them.

"Are you hurt, Jerry? Can't you get up?"

"You CAN see stars, and they're all different colors," Jerry observed softly, in a bemused voice.

"Come on; snap out of it," Carl said, unceremoniously yanking Jerry to his feet. "You don't need to go down a chimney to see the kind of stars you're seeing. Hey! Did you have to light squarely on top of my plane?"

"There's just no pleasing some people," Jerry sighed, as he lifted the flattened model from where he had been lying and shook the ashes from it. "Here I break your fall with my very own body, and all you do is gripe about your darn plane. I think we're mighty fortunate. If that ladder had broken loose a little farther up, we'd both have been killed; and it would have been our own stupid fault. Trusting that rickety old iron ladder was not one of our brighter acts."

"You can say that again," Carl agreed, as he stared owlishly about him in the dim light that filtered down from above; "but now the \$64,000 question is: how are we going to get out of here? There's nothing to climb on to reach the bottom end of that ladder, and I wouldn't want to trust it again if we could reach it. These chimney walls are too thick to chisel through even if we had tools. The one opening through the wall, that one up there near the bottom end of the ladder where the smoke from the boilers came in, is sealed off solidly with heavy metal plates that sagged down over it when the box factory burned. I've noticed that before from the outside."

"If you were Tarzan, you might go hand over hand up this little cable that runs along the side of the chimney," Jerry observed. "What's it for, anyway?"

"It's a ground lead for the lightning rods on the top," Carl said; "but I'm not Tarzan, and I wouldn't want to trust my weight on it if I were. No, I'm beginning to think we'll never get out of here without help. We've got to cook up some way to let people know we're in here."

"Like yelling?"

"A fat lot of good that'll do. We never saw a soul around here all afternoon; and now that it's getting dark, no one will be around for sure."

"We might build a fire. Then when people saw the smoke, they'd come to investigate."

"A dandy idea *if* we had something to burn, *if* people could see smoke in the dark, and *if* we didn't suffocate long before anyone noticed the imaginary smoke."

"Okay, smarty; you make some suggestions and let me knock them in the head for a while."

"Let's see what we've got in our pockets. Maybe that will give us an idea. All I've got in mine is a cigarette lighter, a dime, a quarter, and this little piece of wire."

"I can do better than that," Jerry boasted. "I've got this flashlight and the booster-battery adapter. Here's a small file I brought along to dress that nick out of the propeller blade. Finally, here's one slightly squashed chocolate bar that was in my hip pocket. We had better cut that up in small portions and eat just a little bit each day to keep up our strength."

"That's out," Carl said flatly. "If we don't get out of here pretty soon, we'll freeze to death anyway; so let's break that in two and



"This thing makes a spark for the motor, and will make a spark for a transmitter."

eat it right away. Maybe it will help us think. All I can think of right now is that Mom is having spaghetti and meatballs for supper tonight, and there's going to be an empty chair at the supper table."

For a little while, the two friends munched their chocolate in silence. Finally Jerry said slowly: "What we really need is some way to send out a call for help. If you had just brought that control transmitter with you, we might have been able to rig up some sort of low-frequency transmitter with the parts, but we surely can't build a transmitter with what we've got here. We don't even have a tube."

"They had transmitters before there were tubes," Carl pointed out. "Don't forget the old spark coil jobs. But that doesn't help either because we don't have any spark coil—"

He broke off abruptly as Jerry leaped to his feet and snatched the broken model plane from the ground.

"Who says we don't?" Jerry gloated, starting to remove the tiny induction coil from the fuselage. "This thing makes a spark for the motor, and it will make a spark for a transmitter."

"This I gotta see," Carl said dubiously. "You've got to have either a.c. or rapidly pulsating d.c. in the primary of that coil to get a continuous spark discharge across the

(Continued on page 103)

Tuning the Short-Wave Bands

—with Hank Bennett—



THIS IS LONDON CALLING in the General Overseas Service on the 19-, 25-, and 31-meter bands. We are closing down the 19-meter transmission. Listeners in North America should now tune to the 25- or 31-meter bands. . . .” Announcements similar to this one can be heard at various times throughout the day, and the person who wishes to continue listening to the station and who is unfamiliar with the term “meters” may find it difficult to locate the band of frequencies covered by the expression “25 meters.”

Locating Frequency Bands

Let us take a few moments to examine this frequency business. We have the terms *cycle*, *kilocycle*, *megacycle*, *meter*, and *wavelength*, as well as a few other terms that are less used. The *cycle* is the basic unit of frequency. A *kilocycle* equals 1000 cycles. A *megacycle* is the same as 1,000,000 cycles or 1000 kilocycles. Standard American broadcast-band stations are on even-numbered frequencies ten kilocycles apart. *Wavelength* is the channel on which a station transmits its signal. *Meters* represents another way of expressing wave-

length. 299,820, we find that the London station would appear to be on 11,993 kc., but it is generally known that the term “25 meters” would include the entire range of frequencies from about 11,700 to 12,000 kc. Our listener would almost certainly be able to find his station somewhere in that band; and knowing how to convert meters to kilocycles narrows down his field of exploring quite a bit.


Bands in Operation

Years ago, the radio spectrum was unused and virtually unknown in the region above 200 meters (1500 kc.). As time passed, short-wave stations began operations in the 49-meter band (6000 kc.); in those early days, that was really short-wave! Nowadays, the 49-meter band is devoted pretty much to medium-distance transmissions (daytime) and quite long distances at night and early morning—with such places as Moscow, Andorra, Switzerland, and London being heard evenings, and New Caledonia, the Fiji Islands, and New Zealand in the early morning hours, with regularity and good signals.

Time continued to pass and with it came new s.w. stations on frequencies that were shorter than ever. Stations opened up in the 31-meter band (9500-10,000 kc.), 25-meter band (11,700-12,000 kc.), 19-meter band (15,000-15,500 kc.), and the 16-meter band (17,000 kc.). Today there are even stations operating with full schedules in the 13-meter band (21,000 kc.). During unusual conditions, a listener might even be able to hear one of the few stations operating in the 11-meter band around 25,800 kc. In addition, the 41-meter band is used quite widely by s.w. stations as well as by American radio ham operators. During evening hours, it is sometimes interesting to hear the hams and the s.w. stations battling it out for supremacy of a channel.

In South America and Africa, the so-called “tropical bands” of 60 and 88 meters are heavily used. Those frequencies range from about 4800-5100 kc. (60 meters) and 3300-3500 kc. (88 meters). Many of those stations are easily heard. Lagos, Nigeria, on 4800 kc., is widely reported in late afternoons. One more band in current use in South America is the region around 2350-2450 kc., but these stations are rather difficult to hear. London at one time operated on 2910 kc. and its signal was heard “loud and clear” all over Eastern USA and Canada.

A number of the s.w. stations, when sending out printed schedules to their listeners, list



Ron D. Young, Chelmsford, Essex, England, is one of the top DX'ers in British Empire.

length. The higher the kilocycles, the lower the meters.

The formula for changing kilocycles to meters is to divide the figure 300,000 (or to be exact, 299,820) by the frequency in kilocycles. The answer will show the wavelength in meters. Reversing the procedure, dividing the wavelength in meters into 299,820 will result in an answer in kilocycles. For example, a station on 6150 kc. would be found to be operating on 48.68 meters. By dividing 25 into

wavelengths in meters instead of frequencies in kilocycles. Should anyone receive this type of data and not be able to compute the frequency, please write to your Editor and we will try to send you the information that you need.

Greenland's Radio

A letter was received from *Greenland's Radio* in which the following information is given: "Greenland's radio is located in Godthaab, the capital of Greenland. We are on the air weekdays from 1630 to 2000 EST, and Sundays from 1730. Our daily programs consist of news in Danish and Greenlandic, lectures on various subjects, features, entertainment, education, music, etc.

"Although there are approximately 22,000 inhabitants in the whole of Greenland, the great majority live along the western coast. About 3000 radio sets are in operation in West Greenland, most of them being battery-powered since central electric plants are only found in the larger villages. Greenland's radio broadcasts from Godthaab with a power of 1000 watts on the frequencies of 633 kc. and 9526 kc."

Anyone hearing the station and desiring a QSL card should write to: *Greenland's Radio*, Godthaab, Greenland.

Station Reports

Now into the current batch of reports. All times shown are EST, 24-hour system.

Austria—At press time, *Radio Osterreich* is testing a 20-kw. xmtr on approx. 5960 kc. daily at 0300-0400, relaying *Radio Linz*. Reports are very welcome and should be sent to the Austrian DX-Club, Landgutgasse 41/19, Vienna 10, Austria. (*World Radio Handbook*)

Australia—VLC9, 9615 kc., transmits to Eastern North America at 0655-0845 daily; to Western N.A. at 0214½-0315 daily. DX programs are directed to Western N.A. at 2300 on 15,200 kc.; to Eastern N.A. at 0830 on 9615 kc.; to Europe and Asia at 0344 on 17,790 kc. and at 1115 on 7220 kc. and 11,900 kc.; to Africa at 0240 on 11,800 kc.; to New Zealand, South and Middle Pacific Islands at 2300 on 15,200 kc. (*HS, LM*)

Azores—CSA93, Ponta Delgada, 4865 kc., is heard afternoons until 1802 s/off with "A Portuguesa."

Brazil—ZYN7, Fortaleza, 15,165 kc., 5 kw., has been noted on the West Coast with very weak signals at 1850. (*WF*)

A new station is *Radio Guaiba*, Porto Alegre, on 11,785 kc., at 1900. (*RL*)

Bulgaria—*Radio Sofia*, 9700 kc., has an English program to the USA at 2000-2030 with news, variety, and commentary. It is followed at the 2030 s/off by *Radio Moscow* and a musical program. Complete English schedule to USA is 1600-1630 and 1645-1715 on 7670 and 6070 kc., and 1930-2030 and 2300-2330 on 9700 kc. (*KM, RN*)

Ceylon—Colombo can be heard at 1300-1430 on 17,845 kc., parallel to 15,120 kc., with a VOA program in Hindi and English. The xmsn is beamed to East Africa. (*RL*)

Colombia—*Radio Sutatenza*, HJKH, 5070 kc., is usually at good level evenings with various religious programs. It also has other

cultural programs. The station is also known as "Accion Cultural Populare" (Popular Cultural Movement or Action). This station was founded by a priest and therefore is primarily interested in cultural goals. (*PM*)

Costa Rica—TIFC, "The Lighthouse of the Caribbean," 9645 kc., operates at 2255-0000 daily. These English programs are of the religious type. (*LM*)

Cuba—An easy one for Spanish listeners is COBC, *Radio Progreso*, Havana, 9362 kc. Usually easy to hear at all hours, especially evenings, this one was noted at 2300-2315 with music, talks, and commercials, all in Spanish. (*FL*)

Czechoslovakia—*Radio Prague*, 9550 kc., has a half hour in English, not beamed to any



A veteran DX'er, Grady Ferguson is among the best in the Newark News Radio Club. His home is located in Charlotte, N. C.

particular country. News at 1930-1940. A question-and-answer session is tuned at 1940-1955; music to 2000 followed by s/off. (*RN*)

Denmark—Copenhagen, OZF5, 9520 kc., has English at 2030-2130 and 2200-2300 (repeat). Their DX program is noted at 2115 on Saturdays, in which listener's letters are read and answered by Marianne. (*GF, AE*)

Greece—*Radio Athens* is now using the new frequency of 17,745 to Western Europe at 1300-1330 with French at 1300-1315, English until 1330.

Guatemala—*Radio Cultural* broadcasts daily at 2230-2345 on 9668 and 11,850 kc. in English. The programs are of a religious type, similar to those heard over HCJB. (*LM*)

Calls are TGNC, 11,850 kc., and TGNB, 9668 kc. Each half hour a full announcement of the station and frequency is made in Spanish together with a time check.

Indo-China—*Radio France-Asie*, Saigon, is now on 9805 with an English program at 0900-0945.

Indonesia—A new 20-kw. xmtr has been inaugurated at Jogjakarta for use in the Home Service of RRI. The channel is 7100 kc. A special antenna is being used which makes reception of this station possible in the whole Indonesian Archipelago. (*WRH*)

This one has been noted in the USA.

Italian Somaliland—For Italian DX'ers, *Radio Mogadiscio* is on the air employing 7072 kc. with 300 watts and 4978 kc. with 4 kw. daily as follows: at 0430-0500 in Somali and at

(Continued on page 119)

R/C NOTES

THOSE OF YOU who have hesitated to get into radio control work, saying that it's too complicated, or that "I don't know anything about radio," please look at the photo at the right. It shows E. L. Friend of Las Cruces, New Mexico, who won the single-channel radio control event at the *National Championships* held at the Los Alamitos Air Station in California. The plane shown here is Ed's **FIRST** radio-controlled model!


Credit for the reliable radio equipment should go to *Babcock Radio Engineering, Inc.*, of Van Nuys, Calif., for it was their BCR-3 receiver and BCT-2 transmitter that enabled a novice in the field to snatch first place away from the experts.

RECENTLY, WE RECEIVED a mimeographed letter from Mr. Irving Megeff of *Electronic Specialty Supply Co. (ESSCO)*, of New York City, which has an urgent message for the R/C modeler's fraternity. The letter points out that at the time of writing the FCC had on file a total of only 12,500 licenses for R/C and other equipment in the Citizen's band of 27.255 mc. When it is realized that upwards of 60,000 modelers are actively engaged in the use of this band, the neglect of many to register with the FCC gives a black eye to our hobby. But even more important than that, the FCC at present has a totally incorrect view of the use of the Citizen's band by R/C hobbyists. How does this affect us?

Well, for one thing, the demand for channels by other services is so great that the FCC seems to feel that the small oc-

cupancy of the Citizen's band by model control enthusiasts does not warrant an exclusive channel. Consequently, the FCC has issued licenses for mobile services, traffic control services, and others to use this channel despite the fact that it has created a source of interference for the R/C modeler.

At this point, there is one thing that can be done by all you R/C modelers to



impress the FCC with your claim to the 27.255-mc. band, i.e., send to the FCC a completed Form 505 for the R/C transmitter you use. And ask your friends to do the same.

SHOWN BELOW are some scenes from the recent meet of the R/C³ (Radio Control Club of Chicago). More data on this club will be given in the next issue. —30—



POPULAR ELECTRONICS

Audio and Hi-Fi Section

- | | | |
|----|--|-------------------------|
| 71 | Disc and Tape Review..... | <i>Bert Whyte</i> |
| 73 | Hi-Fi in the Home of Martin Block..... | |
| 76 | Loudspeakers—Fact and Theory..... | <i>H. H. Fantel</i> |
| 82 | Audio Audit..... | <i>Norman Eisenberg</i> |
| 87 | Selecting Your “Phonogenic Music”..... | <i>H. H. Fantel</i> |

Disc and Tape Review

WITH THIS issue, we start off a new year of POPULAR ELECTRONICS. It has long been a custom to “summarize” what has happened in the previous year, but I’m afraid space will not permit me this luxury. Suffice it to say that we have covered a lot of ground in our survey of recordings, and by now your library should be quite sizable. But music is a never-ending road and there is still a long, long way to travel. Rather than look back, I’d prefer to give you a preview of what to expect in the coming months.

By **BERT WHYTE**

Preview of 1956

For one thing, you will find a greater emphasis and more space devoted to prerecorded tape. Quite a number of companies jumped on the tape bandwagon in the last months of 1955, and the availability of both monaural and stereophonic tapes virtually doubled overnight. During 1956, more space will be given to “specialized” recordings, such as hi-fi test records that cover frequency response, intermodulation distortion, tracking ability, etc., “gimmick” records with unusual sounds, and—in fact—any recording that is out of the ordinary in content.

Among other innovations will be a listing of the equipment used in reviewing the records that appear in this column, along with occasional descriptions of the acoustical environment involved and the effect on the sound when the acoustics are changed. Whenever possible, and if apropos, technical hints and playback information will be interposed with the reviews. All this, plus the usual features, will—I hope—make *Disc and Tape Review* still more interesting and informative in the months that are ahead.

Record of the Month

SPOTLIGHT ON PERCUSSION

Vox DL180, 12" LP
RIAA curve, \$5.95

This is just about the last word in demonstration records for percussion. Sixty-six instruments are covered; you name the percussion device, and it's on this disc! The quality of the record is fabulously good, and there is no reason why it shouldn't be . . . in making this pressing, the usual master-mother-stamper routine is bypassed, and the copy you buy is right off the master. This means that Vox gets about 500 copies from a master and then has to remaster, as the master won't hold up too far beyond that point. So even the most cranky of audiophiles shouldn't gripe at this disc! If you get a chance, listen to the Anchors Aweigh section . . . the transients on tenor drum, bass drum, cymbals, and glockenspiel will floor you!

This month we will go back to the practice of reviewing a work from each of three periods of music—in this instance, the baroque, the romantic and the modern eras. For the baroque work, we will investigate Handel's great *Water Music*.

Handel's Water Music

The music derives its name from the fact that it was written for a cruise down the Thames on a Royal barge. Actually, the musicians played the work on a barge which closely accompanied the King's barge. Since these barges were fairly small, the size of the orchestra was somewhat limited and Handel's original orchestration called for what we today would call a chamber orchestra. The complete *Water Music* is rarely played; instead, there is a *Suite* from the *Water Music* which was orchestrated for a much larger orchestra by Sir Hamilton Harty some years ago, and which has attained considerable popularity. Lately there has been a resurgence of interest in the original score and it has been recorded in this form by four companies. Of the four, the versions by the Haydn Society and London are the hi-fi recordings of choice.

On the Haydn label, we find an ensemble listed as the "Hewitt" orchestra, conducted by a "M. Hewitt." Neither the orchestra nor the conductor is familiar to me and I feel fairly certain that this orchestra is what is known in the trade as a "pickup" group . . . or recording orchestra. Assuming this to be the case, then credit indeed must accrue to the conductor, because the performance is wholly admirable, the classical form being rigidly observed but the contours softened by a singular warmth in the playing. One might quibble about the somewhat "draggy" tempi employed and a few other minor falls from grace, but by and large this is a good representation of the score. This opinion is heightened by the excellent sound on the disc.

String tone is good and generally clean, little distortion is present throughout the disc, frequency and dynamic range are quite wide. Acoustic perspective is good but could have been more in keeping with the score and the size of the forces employed. I admit the spaciousness lends "liveness" to the sound, but it robs the music of some of its intimacy.

Good as the Haydn recording is, it must bow to the superior sound and the authoritative performance of the London disc. Here is truly one of the few recordings which deserve that overworked term "definitive." Performed by the Boyd Neel orchestra and conducted by Boyd Neel, the *Water Music* is a perfect reflection of the composer's intent. Every subtle nuance of phrasing and every dynamic shading bears witness to the loving care Boyd Neel has lavished on this score. An acknowledged master of Handelian works, Neel brings new clarity and understanding to this work . . . in his hands, all the various sections are smoothly integrated and the music flows with an easy assurance. This is not to say that the short "movements" have lost their individuality, but rather that they are not subjected to crude disjointment by conductors having less insight into the score. In all matters of balance, tempi, etc., Neel wins going away, and so does the splendid playing of his virtuoso orchestra. London has done a magnificent job with the sound on this disc. Acknowledging Neel's insistence on authenticity, they have cloaked the "Handel orchestra" in appropriate acoustics. Here is the way the *Water Music* must have sounded at its premiere . . . intimate, soft-contoured, robust when needed, in perfect balance.

For those who prefer the brevity of the *Suite*, the choice is much wider; and of the total of eight recordings in the LP catalog, four can be designated as hi-fi in sound. Best of the lot, and a very "big boned" and noble-sounding recording is the van Beinum on London, which is coincidentally the best performance. Following closely on the heels of this recording is the von Karajan reading on Angel. There is not quite such a big, robust sound here, but a more finely grained luminous type of sound which is preferred by many people. Performance-wise, this is a fair job by von Karajan but too full of his mannerisms and other deviations to compete with the London disc. The Munch/Boston Symphony and Ormandy/Philadelphia orchestra discs follow in that order on the list, and neither of these discs can compete in sound or performance with the other issues.

Summing up, we can say that the complete *Water Music* is tops in the Boyd Neel/London edition and the *Suite* is best handled on the van Beinum London version. For those who think this is rather "dry" music, it is suggested they play the famous *Hornpipe* section. A more jolly and rollicking tune would be hard to imagine!

Dvorak's Second Symphony

Mention Dvorak's name and almost automatically it will be linked with his *Fifth Symphony*. While it is true that this work has been the mainstay of the Dvorak reputation,

(Continued on page 111)

hi-fi



in the home of

Martin Block

FAMOUS AS RADIO'S first disc jockey, and heralded as "America's Super Salesman," Martin Block (Make-Believe Ballroom, WABC, N. Y.) enjoys his own, self-assembled hi-fi system. And, says Mr. Block, there's no "make-believe" or mystery to stand in the way of anyone's putting together a system of comparable quality.

Installed in his home, Mr. Block's sound system has facilities for FM and AM reception, record playing, and tape recording and playback. All components, except the loudspeaker, are housed in a Louis XVI style cabinet, whose interior was adapted to accommodate the hi-fi units.

Standard commercial components, readily available at most distributors, were used. The installation comprises equipment manufactured by such representative organizations as *Altec-Lansing*, *Ampex*, *Fisher*, *Gray*, *McIntosh*, *Pilot*, and *Rek-o-kut*.

Mr. Block's excursion into hi-fi was a natural result of his love of music and his interest in electronics. Between his radio show and his own music collection, he has probably heard as much music as any man alive. What's more, he's even written the lyrics for many hit tunes (*I Guess I'll Have to Dream the Rest*, *This Is No Laughing Matter*, etc.). And the electronics art could hardly present a problem to a man who has operated two of his own amateur radio stations (EX-W6ZOW and EX-W2MGE).

Martin Block is credited with having originated the art of disc-jockeying back in 1935. At that time, he

First in a new series shows how famous disc jockey adapted an antique cabinet to house commercial hi-fi components



Martin Block pauses to pet his spaniel, "Blackie," who maintains a neutral attitude toward hi-fi.



Antique furniture piece, containing tuner, amplifier, tape recorder, and turntable, harmonizes with general decor of house. At left, Block listens to his speaker system, an Alec 604C 15-inch coaxial, mounted in a 606A enclosure.



technique raised the disc jockey to pre-eminence in the profession he had, in effect, created for himself. In a few years, his name became synonymous with the tops in popular music. Recording companies saw to it that he got first pay on new releases.

Block moved recently to his new spot at WABC, the *American Broadcasting Company's* key station in New York. During his twenty years as a "dee-jay," Block has had his own record outfit, and his own music publishing house. He's written a monthly column on music, and made movie shorts. His non-musical interests include sports cars, golf, and such gadgets as a personal "earplug" radio and an electric toothbrush.

Perhaps unexpected, but interesting, is the added news that Mr. Block is also a lover of serious music, and a confirmed home "do-it-yourself" audiophile in his own right. Details of his installation are highlighted in the accompanying photographs and captions.

was covering, for radio news broadcasts, the famous Hauptmann trial. To fill in time between announcements, Mr. Block decided to play recorded music. He felt he had nothing to lose by telling his listeners that the music heard came from a beautiful crystal ballroom. Then Block began talking to the musicians as if they were actually at his side. Station WNEW and many new sponsors liked it; the audience loved it, and "Make-Believe Ballroom" was born.

The popularity of the program, combined with Block's persuasive selling




Top of cabinet hinges open to permit access to Rondine DeLuxe turntable and Gray 108C arm. Below this assembly are located Fisher 50R FM-AM tuner and Pilot PA-913 control preamplifier.



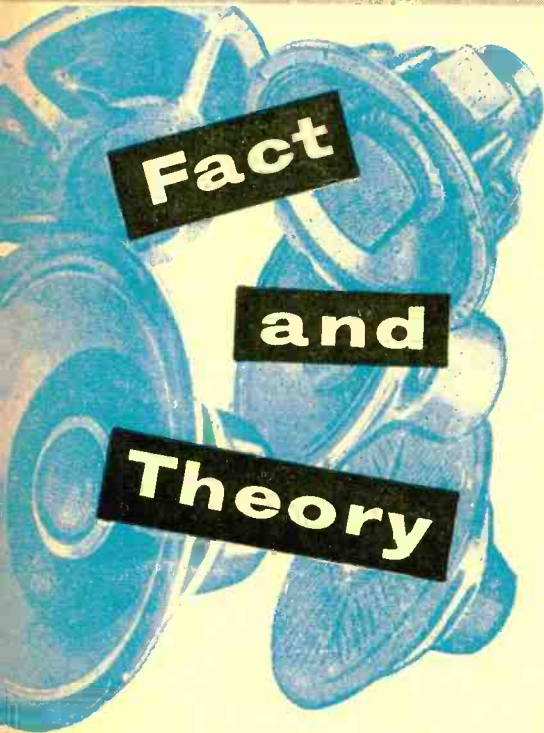
Bottom half of cabinet houses Ampex 600 tape recorder so mounted as to be readily removed when necessary. A McIntosh 30-watt power amplifier sits behind the Ampex tape recorder.



By H. H. FANTEL



LOUDSPEAKERS



Fact

and

Theory

What every hi-fi enthusiast should know: the principles, problems, and representative types of loudspeaker designs.

THE FUNCTION OF a hi-fi system is to reproduce musical sounds. Regardless of the medium used—broadcast, record, or tape—the sound that emanates from the system should be identical to that of the sound entering the system. Anything more or less than this is not truly “high fidelity.”

The actual sound source in a hi-fi system is the loudspeaker. It is literally the voice of the system. As such, it combines elements of electronic as well as musical instrument design. At this point, hi-fi leaves the logical realm of electronics and enters a tricky border region where electronics, mechanics, acoustics, and musical esthetics overlap.

With these different elements affecting loudspeaker performance, there can be nothing cut-and-dried about hi-fi speaker design, just as the manufacture of fine musical instruments can never be reduced to an exact routine. No two loudspeakers sound exactly alike—even if their measurable characteristics are identical. Nor do two pianos or violins sound alike, regardless of their similarity. The fact that two loudspeakers sound differently does not necessarily mean that one is better than the other. It is simply that loudspeaker designers give audio fans their chance to choose among different “types of sound.”

Design Principles

A loudspeaker is an electromagnetic motor, pushing air out with each forward stroke and sucking air in with each backward stroke. These alternate movements

are the mechanical equivalent of the electrical signal fed into the loudspeaker. The moving loudspeaker cone imparts corresponding vibrations to the surrounding air. In this way, the loudspeaker reconverts the electrical signal into audible sound.

Shown at the right are the necessary parts which go into making up a typical, modern high-quality loudspeaker. A coil connected to the amplifier output is slipped over the pole piece of a strong permanent magnet and held in a floating suspension, allowing it to move back and forth along the magnet. The magnetic force induced in the voice coil by the audio signal acts against the constant field of the permanent magnet, pushing the voice coil back and forth in rhythm with the audio signal. The cone, rigidly attached to the voice coil, then imparts this motion to the air. All these parts are assembled within a rigid and preferably non-resonant framework.

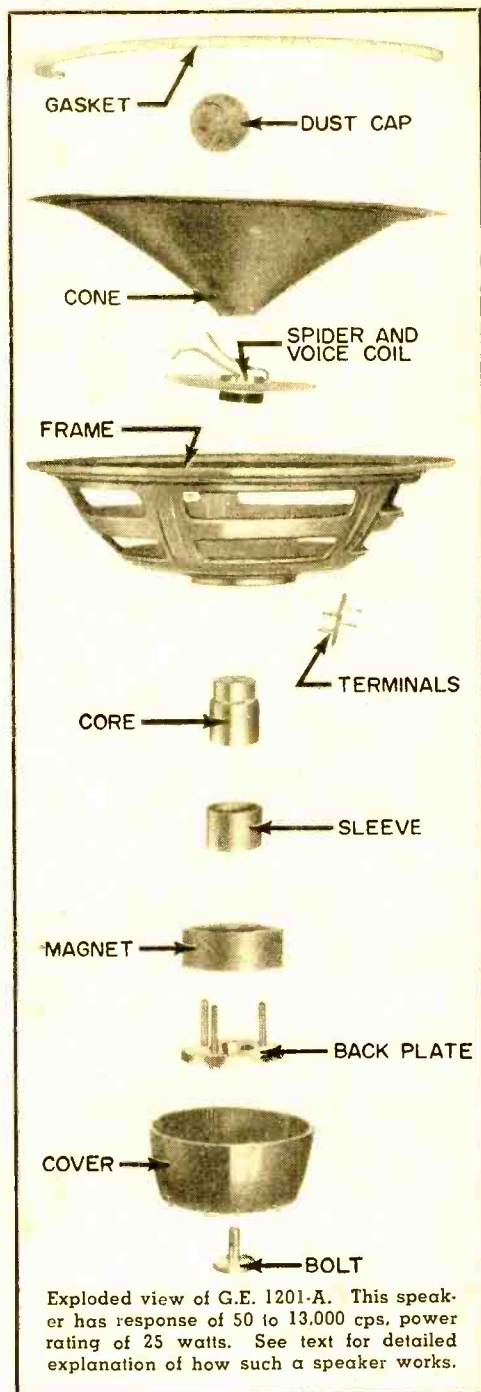
To call this mechanism "simple" would be misleading, although the operating principles are simple. The trick is to achieve precise correspondence between the highly complex audio signal and the actual cone movement over the widest possible frequency range. In musical terms, this means freedom from distortion and proportional loudness throughout the audio spectrum. It requires good engineering, careful selection of materials, painstaking workmanship and testing. Skill and ingenuity are the main ingredients of a good loudspeaker.

The objectively measurable factors affecting loudspeaker performance are: power rating, damping, frequency response, directivity, and efficiency. These are the black-on-white specifications that distinguish good loudspeakers from poor ones.

Power Rating

The amount of audio power a speaker can deliver depends chiefly on the magnet. Most modern speakers use the same magnet material, Alnico V, an alloy named after its component metals: aluminum, nickel, and copper. Since the magnet material is identical, loudspeaker magnets can be compared in terms of their weight. Generally, the heavier magnet means higher power rating. The larger magnet provides a greater field of uniform magnetic force, permitting the voice coil to travel further on each excursion. If a high-amplitude signal pushes the voice coil beyond the uniform magnetic field, the acoustic output of the speaker is no longer proportional to the input; and the result will be distortion.

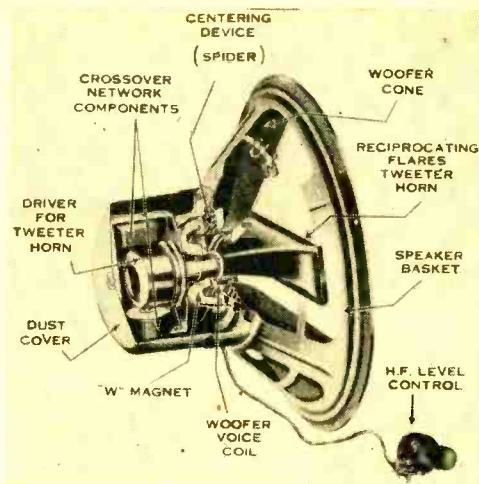
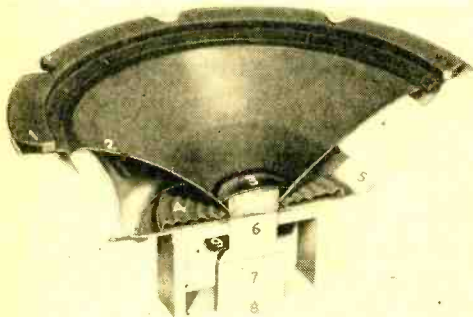
Essentially, the power rating tells the wattage a speaker can absorb (i.e., how loud it can play) without distortion. Yet sheer loudness is not the only advantage



Exploded view of G.E. 1201-A. This speaker has response of 50 to 13,000 cps, power rating of 25 watts. See text for detailed explanation of how such a speaker works.

of a high power rating. Even at moderate volume level, music contains elements representing fairly strong power peaks. The energy content of deep sounds, like those from kettledrums, string bass, tuba, low organ pipes, etc., is considerable. To visualize these sounds, remember the large

At right, cutaway view of University 6201 shows all elements of a compactly designed 12-inch woofer-tweeter combination. Response is 45 to 15,000 cps; power rating, 25 watts. Below, cross section of Permo-flux 8W81, a high-quality 8-inch model. Flared cone is stiffened at apex for better highs, slotted at rim for improved bass. Response is 45-14,000 cps; power, 15 watts.



physical forces involved in producing them. Effective, life-like reproduction of such musical notes requires wide excursions of the loudspeaker. Insufficient magnet size tends to blur the clarity and reduce the impact of bass notes.

The power rating of a speaker should at least equal and preferably slightly exceed the power rating of the amplifier. Yet, while reserve speaker power might result in somewhat clearer sound, it must be kept in mind that the amplifier power will remain the limiting factor.

Damping

The damping or transient response of a speaker is largely a function of magnet size relative to the mass of the cone. Damping means the ability of the magnet to control the movement of the cone so that it neither overshoots its mark nor keeps jiggling after a sharp and sudden excursion. Good damping keeps the speaker motion strictly equivalent to the signal waveform. It prevents the speaker from distorting waveforms by unrelated movements of its own cone.

Musically, the exact reproduction of waveforms through effective speaker damping means clarity of sound, clear definition of instrumental timbre, and transparency of orchestral texture. The characteristic tonal flavor of any musical instrument depends on its overtone structure, and on the initial transients in the formative phase of its tone: plucking, tonguing, striking, etc. A properly damped speaker retains these elusive aspects of music with dramatic realism.

Speaker damping is tested in the laboratory by measuring the square-wave re-

sponse of the speaker. For the average audiophile, a more telling and more casual test is to play (in an acoustically "dead" room) some music with extremely sharp transients, such as drums and other percussion, crashing piano chords, or sudden entrances of full orchestra. If the speaker is well damped, the initial phase of these sounds comes through clearly and without a disturbing "hangover" blur that occurs when the speaker keeps oscillating randomly after the initial wide-amplitude excursion. In orchestral music, the texture of even the heaviest sound remains amazingly transparent in a well-damped speaker.

Fortunately, speaker damping is greatly aided by negative feedback in the amplifier, which, in effect, puts dynamic brakes on the speaker whenever it gets out of step with the signal by letting inertia take it for an unscheduled trip. A good feedback amplifier thus makes it possible to obtain good damping even from speakers with moderately sized magnets.

Frequency Response

To do its job as the reproducing unit in a hi-fi system, a speaker must sound the whole frequency range from the lowest thud of the bass drum to the silver tinge of the piccolo. The various musical instruments are shaped and dimensioned for their own limited range, which seldom exceeds two and a half octaves with any degree of efficiency. But the loudspeaker must be "Jack" of all their trades and master of the whole audible gamut. To cover such a wide band of frequencies, the loudspeaker designers must play tricks on the laws of resonance.

The physical requirements for producing high tones are different from those for producing low tones. Sound sources are most efficient at or slightly above their own

resonance, dropping sharply in efficiency below the resonance point. High tones are best emitted from small, light bodies, rigid enough to follow the rapid reversals of high-frequency oscillation without bending and flapping. Bass sources should be large and heavy, so that their natural resonance will be down toward the lowest frequencies they must reproduce. They should be compliant enough to follow the wide-amplitude motions which are characteristic of low frequencies.

The dilemma posed by these conflicting requirements has been solved in two ways: (1) by special cone treatment and suspension to extend the frequency range of a single cone; (2) by using separate speakers for bass ("woofers") and for treble ("tweeters"), and possibly a separate mid-range speaker.

Single-Cone Wide-Range Speakers

Just as the electronic circuit designer juggles inductance and capacitance to get his required bandwidth, the acoustic designer creates a wide-range loudspeaker cone by special combinations of mass (= inertia) and compliance/rigidity. Flaring the shape of the cone also extends the frequency range since it results in high rigidity at the apex (for treble) and relatively greater compliance at the rim, where the heavy bass motions are carried out.

These are ingenious and precisely calculated compromises with the laws of acoustics. Such single-cone speakers often provide very good audio quality at a cost much lower than that of an only slightly superior woofer and tweeter combination. A good speaker of this type is not recommended where the primary goal is extreme frequency response but where the listener derives his main enjoyment from good balance between highs and lows without distortion.

An example of this type of design is the *Permoflux* speaker shown on page 78. Its flared cone is relatively rigid at the center so as to follow the rapid treble oscillations without flapping or the cone breaking up into distorting ripples due to limpness. At the same time, the slotted cone suspension gives sufficient compliance at the outer cone region for the longer and slower bass excursions.


Many single-cone speakers use different cone materials concentrically within the

cone. In fact, the most significant difference between various makes of otherwise similar speakers lies in the shape and materials of their cones. This largely accounts for the characteristic sound of a certain speaker. For instance, *Jim Lansing* and *Electro-Voice* single-cone speakers use aluminum foil at the cone apex for better treble radiation. The rigid, lightweight aluminum center is surrounded by an outer ring of heavier and more compliant cone material whose lower resonance and flexible suspension make it a suitable bass radiator. In effect, "division of labor" takes place between different areas within the same cone, the inner part for treble and the outer part for bass. Where different materials are used for the center and periphery, it is referred to as a "mechanical crossover."


The physical separation of cone areas oscillating in different frequency ranges also reduces the danger of intermodulation on the cone. This insidious form of distortion occurs when the low bass frequencies are superimposed on the high frequencies in the same way that an audio signal is superimposed on an r.f. carrier in amplitude modulation.

Speaker Size

The size of a speaker is naturally related to its frequency response. Larger, heavier loudspeaker cones have greater mass and



Tannoy "dual concentric" speaker uses separate voice coils for bass and treble units. Tweeter horn blends geometrically into curvature of bass cone. Shape achieves wide-angle radiation of frequencies, and response is 40-20,000 cps. Twelve-inch unit handles 15 watts of power; 15-inch unit, 25 watts.



Cutaway view of Jensen G-610 shows three independently driven speaker elements all nested within single 15-inch frame. Crossover frequencies of 600 and 4000 cycles are achieved by separate network. Tweeter and mid-range units have their own level controls. This "triaxial" handles 35 watts.

therefore a lower resonance than smaller, lighter cones. Since all oscillating systems, electrical as well as mechanical, operate best within the region of their natural resonance, the larger speakers are more efficient in the bass while the smaller speakers function better at higher frequencies. To produce effective low bass (i.e., to recreate in audio power the equivalent of the electrical amplitude of the sound pressure of the original instrument), large amounts of air must be moved.

A large cone, say, a 12" or 15" cone, naturally moves more air at a given amplitude of voice coil travel than a smaller cone. Consequently, a large speaker provides more effective bass radiation. A 15" cone, however, would be too heavy for good treble response, and therefore should only be used as a woofer to operate in conjunction with a separate treble unit. Yet a wide-range 12" or 10" speaker, or even a well-designed 8" speaker, if properly baffled, often provides very adequate sound over most of the musically significant range, sacrificing only those extreme highs and lows which contain marginal musical data.

But the economy and good over-all quality of these single-cone speakers will hardly reconcile the more hard-bitten audiophile to the partial loss of his beloved frequency

extremes: that deep velvet in the bass and that sheen in the treble. For these he must turn to coaxial speakers or separate multiple speaker systems.

Coaxial Speakers

The problem of obtaining wide-range response from a single speaker is neatly side-stepped (at added cost to the customer) by using separate speakers for treble and bass. Sometimes a third speaker is added to the system to cover the middle range. Since bass and treble speakers are known by such picturesque names as "woofers" and "tweeters," it has been seriously suggested that mid-range speakers should be called "squawkers."

A coaxial speaker is a two-way system with the tweeter mounted within the woofer. The two units operate independently, each having its own magnet and voice coil, each fitted with a cone or metal diaphragm suited to its own frequency range. Compared to equivalent systems consisting of separate speakers, the coaxial speaker offers space economy and convenience in mounting. The buyer also has the assurance that treble and bass elements are properly matched for smooth coverage of the entire range.

Structural details of woofers and tweeters will be discussed in another article on multiple speaker systems. At that time, crossover networks which divide the audio-frequency band to channel the high frequencies to the tweeter and the low frequencies to the woofer will be described.

Directivity

Low frequencies spread evenly in all directions. There is an increasing tendency for high tones to emerge from the apex of the speaker as a narrow beam, like a focused searchlight. This leaves wide areas of aural "shadow" at either side of the treble beam. Flared loudspeaker cones tend to be particularly directive with considerable high-frequency loss for listeners located too far off the center line.

To spread the entire frequency spectrum evenly throughout the listening area, several devices are used, such as domed metal diaphragms or various types of perforated frequency diffusers at the cone apex, flared tweeter horn shapes and multicellular tweeter horns. By means of such devices, most quality speakers now attain a high-frequency dispersion angle of 90° or more, i.e., more than 45° to each side of the center line. This means practically uniform dispersion of frequencies throughout the listening room from a single speaker if the speaker is placed in a corner looking diagonally into the room.

Graphs of the speaker's radiation pattern

are sometimes included on the data sheet. But for a simple, rough check of directivity, simply walk in front of the speaker from one side of the room to the other. No great treble loss or other change in tonal balance should be noticeable within the normal listening sector. The walls of the room must not be too reflective or reflected high frequencies will be heard.

Efficiency

Speakers differ greatly in efficiency—the quantity of sound (loudness) produced from a given wattage. Efficiency is determined by many factors, such as the strength of the permanent magnet field and the mass inertia of the cone. Chiefly, however, it is a function of the ratio between the resistive and the inductive reactance components that make up the voice coil impedance. Only the inductive reactance component produces the magnetic interaction resulting in movement of the voice coil. The resistive component simply burns up audio energy, converting it into heat.

Since the total voice coil impedance is usually only about 4 to 16 ohms, the parasitic resistive component accounts for a large share of this total impedance, thus reducing the efficiency of the speaker. Some speakers overcome this difficulty by using an up-ended lightweight aluminum ribbon as a voice coil. The ribbon offers more con-

ductive cross-sectional area and hence less resistance. Thanks to its light weight, such a voice coil further improves efficiency by providing less mechanical inertia to oppose the rapid reversals of motion at high frequencies.


An efficient speaker produces a given degree of loudness with less amplifier gain, permitting the amplifier to be operated at low power levels for minimum distortion. Voice coil diameter is often stated on the data sheet. As a general rule, a larger diameter means greater efficiency since the voice coil then acts against a larger periphery at the inner cone rim.

The Final Factor

At the outset, the loudspeaker was described as an unpredictable hybrid of musical art and electronic technology. And where music enters the picture, it throws the monkey wrench of subjective tonal impressions right into the neatest engineering calculations. Therefore, let your own ears and tonal taste be final arbiters in the choice of a loudspeaker. After all, a loudspeaker is not a piece of impersonal, calibrated equipment guaranteed to jiggle your eardrums with a flat decibel curve through all audible frequencies. Rather, it is a many-voiced companion in your home, to bring you music for many years and for many moods.

—30—

Three different approaches to coaxial speaker design and dispersion of highs. Stromberg-Carlson RF-471 (left) has cone tweeter mounted in front of 12-inch woofer. Flat tweeter cone disperses highs uniformly over wide angle. Woofer cone is corrugated to reduce tendency to "break up" into subharmonic vibrations. Response is 30 to 14,000 cps; power, 30 watts; impedance, 8 ohms. Jensen H-530 (center) uses multicellular horn with matched driver. A 15-inch woofer is employed, and separate crossover network and tweeter level control are provided. Power is 30 watts; impedance, 16 ohms. Lorenz LP-312-2 (right) uses two plastic cone tweeters facing in different directions from 12-inch woofer. Plastic is said to avoid metallic quality in high-frequency range. This German-made speaker has reported frequency response of 20 to 17,000 cycles. Power is 20 watts; impedance, 16 ohms.



This year will usher in exciting new developments in hi-fi, better components and systems, and many kits for home builders

Audio Audit

By **NORMAN EISENBERG**
Feature Editor

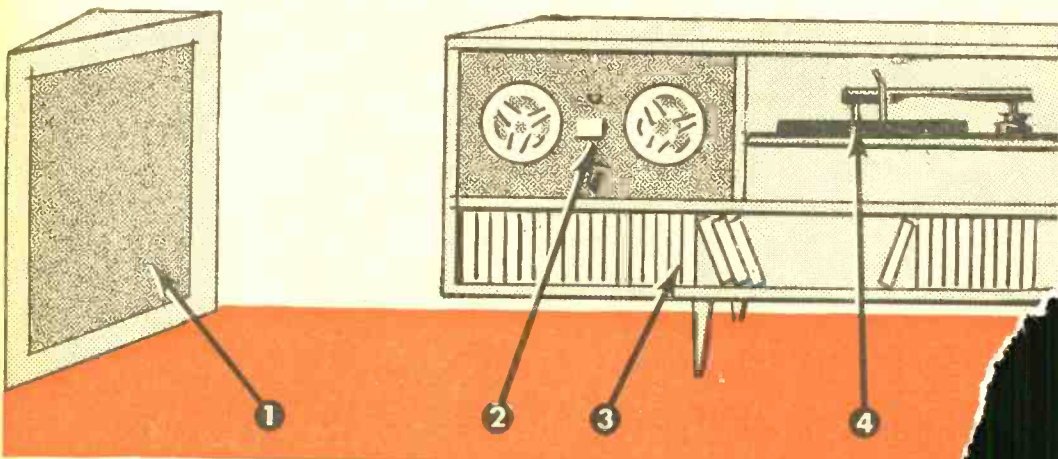
TO THIS fan, most of the "pooh-pooh" attitude on high fidelity (emanating, naturally, from the sidelines) was blown away in one big blast by the enthusiastic crowds at the recent "Audiorama" held by the *Audio Fair* at the Hotel New Yorker. Attendances at this show and similar ones in other large cities, as well as the exhibits themselves, have demonstrated that hi-fi is not a passing fad like miniature golf or four-button jackets, but is here to stay and grow.

Behind the fanfare is the inescapable fact that the public wants hi-fi, and that the hi-fi industry is sparing no effort to satis-

fy the public's demand for better equipment that is reasonably priced and engineered and styled for home use.

On the basis of what was observed and heard at more than 200 exhibits at audio shows, the coming year should prove to be one of the most exciting and gratifying for music lovers, record and tape collectors, and audio hobbyists of all inclinations. Some of the developments on the way are: new, low-cost speakers as well as full-range electrostatic reproducers, better amplifiers and tuners at lower prices, low-cost tape mechanisms, tone arms with no tracking error, new lines

Better hi-fi components expected this year: 1. **SPEAKERS** and **ENCLOSURES** include many corner types, with kits available for 12" units to 4-way systems. 2. Higher response is expected from **TAPE RECORDERS** using 7.5-ips speed. 3. **RECORDING TAPES** will be stronger, more sensitive; **PRERECORDED TAPES**, lower in price. 4. **PHONO EQUIPMENT** will feature extended range pickups, improved tone arms. 5. **RECORDS** will boast wider ranges, cleaner surfaces. 6. Superior AM and FM reception will be had from **TUNERS**



of cabinets and enclosures, and kits galore for building a variety of components. Even the "packaged" or "ready-made" radio-phonograph combinations—long scorned by the dyed-in-the-wool audiophile—have attained a level of sound quality that earns for them a respectable place in the hi-fi roster. And exciting new developments can be expected all along the hi-fi component "chain"—from program sources and pickups to reproducers and cabinets.

Playing of records will be facilitated by new developments in all phono components. Pickups with extended frequency responses, flat to well above the limits of audibility, are making their bows. New variable reluctance, dynamic (moving coil), and ceramic types all show improvements. Better methods of affixing the stylus to the pickup, and of mounting cartridges for changeover from 78 rpm to LP, are in evidence.

Tone arms that resemble cutting assemblies, both in structure and groove-tracking, are here. These new playback units, easily fitted to any standard turntable or changer, permit a pickup to travel across the record in a perfectly straight line. Tracking error, and its attendant distortion and record-wear, is virtually a thing of the past.

In turntables as well as in record players and changers, existing models have undergone marked improvements, and recently introduced models—from abroad as well as domestic—show signs that the designers and engineers have really stayed up nights


solving motor operation, noise, and mounting problems.

Low-priced prerecorded tapes, and equipment on which to play them, appear due for a boom. There are many attractive subscription plans to enable enthusiasts to purchase tapes at savings; if at all successful, this relatively new facet of the industry should mushroom considerably. Tape decks, designed for playback only, and known sometimes as "tape phonos," are beginning to rival record players in terms of price and ease of installation in the home.

Tape Recorders, Tuners, and Preamps

Tape machines, for home recording as well as for playback, are generally easier to use than earlier models. They are smoother running and invariably boast better frequency response at the popular 7½-ips speed due to improved heads. Stereophonic sound for the home, (foreseen in an article in *POPULAR ELECTRONICS*, May, 1955), is no longer a dream but a reality—now that prominent manufacturers are producing recorders for this purpose. A trend towards making tape recorders as physically attractive as other hi-fi units is also apparent. More and more, the recorder is evolving away from a specialized piece of audio equipment toward a device for home enjoyment. This is seen in the type of installation suggested by many exhibitors, as well as by the console-furniture design—resembling that of a conventional phono or TV set—instituted by others. Hobbyists who delight in projecting slides for visitors

of higher sensitivity. 7. Separate or combined. PREAMPLIFIERS and POWER AMPLIFIERS will feature more versatile controls and higher power outputs, respectively. 8. Many new SMALL SPEAKERS and ENCLOSURES, intended for direct listening, monitoring, or for stereophonic setups, will be available. 9. CABINETRY, for housing system, will show use of new wood grains, ingenious shapes for attractive placement. Finished units as well as kits for home assembly will offer wide choice of components and housing.



A few of the 30,000 hi-fi enthusiasts who visited "Audiorama" in New York City. Show lasted 4 days, occupied several floors in large hotel.

will have the assistance of a new gadget which automatically synchronizes the action of the slide-projector with a recorded tape to provide narration for the pictures.

New lines of FM and AM tuners show advances in circuitry and physical design that just beg to be grabbed and installed in one's listening room. Provisions for "binaural" listening and recording are built into many receivers. Increased sensitivity will make for wider acceptance of these units in fringe and rural areas, where music lovers can pull in big-city stations relatively far away. In addition to regular factory-wired units, many tuners are available in kit form, and more for the "do-it-yourself" enthusiasts may be anticipated.

The rising interest in the diverse applications of audio techniques possible in the home is reflected in a crop of new preamplifier-equalizer-control units. More than mere boosters for low-level phono pickups, the new preamps are the nearest thing to studio "patch panels" yet devised. Equalization for tape playback has been added on many, and mixing facilities are available. Multi-channel selection is provided so that any number of separate program sources may be permanently plugged in, with a simple flick of the wrist selecting the desired signal for listening or for recording.

In addition to switching and control facilities, control preamplifiers will reflect—more than ever before—the eye-appeal inherent in units designed specifically for home use. Sleek styling and compactness, even miniaturization, will be more and more pronounced.

Power Amplifiers Up to 100 Watts

Keeping pace with the enhancement of program sources already described are developments in power amplifiers. These may be summed up as representing bigger and better sound without the need for larger chassis or higher prices. A "wattage race" among manufacturers has pushed the rated output of amplifiers for home use up to figures like 30, 60, or even 100 watts! These output figures are not as astronomical or absurd as they may appear at first glance. For the home enthusiast who wants to drive several speakers throughout his house, who wants to cut his own discs, or who can afford the power reserves that make for completely smooth "Cadillac-like" performance, the high-rated output amplifier is quite in order. Tube developments and increased attention to feedback networks



and output transformer design will provide these powers without distortion or hum, and covering frequency bands from 10 to 100,000 cycles.

Kits Build "Dream Sets"

Even more pronounced than in the field of tuners is the trend toward partially-wired kits for preamps and power amplifiers. More and more manufacturers, as well as distributors, are making exceptionally fine units in kit form. Many of these kits, available at comparatively low prices, would have been considered "dream sets" by audiophiles a short while ago.

Preamps that are built as part of a tuner, as well as preamp-power amplifier combinations, will continue to be popular where space is at a premium, power output requirements are moderate, and complete simplicity of operation is important. No sacrifice of quality will accompany these space-saving and budget-minded units.

Part of the story of these lower-priced units that possess greater stability and fidelity is the increasing use of printed circuits for important sections of tuners and amplifiers. As in the case of television receivers, the printed circuit technique in component manufacturing has proven to be a cost-cutting quality-assuring measure.

Loudspeakers and Enclosures

Perhaps the most spectacular innovations will manifest themselves in the area of loudspeakers and enclosures. As is pointed out in another article elsewhere in this issue, the loudspeaker is the "most personal" of the hi-fi components, being the close and immediate instrument through which music is heard. The amplifier may be the heart of the system, but the speaker is certainly its mouthpiece. Novel developments—reflecting wide diversity of design theory and approach—characterize these units. The electrostatic reproducer, long confined



Left, demonstration of stereophonic sound for the home attracted thousands of listeners. Two-channel tape playback unit reproduces tape through two independent, but perfectly balanced, amplifier and loud-speaker channels. Units are priced to be within the reach of many hi-fi enthusiasts. An intent fan, seated at far left, is Martin Block, noted disc jockey, whose own hi-fi system is described in this issue (p. 73).

Just as the language of music is international, so is the enthusiasm and exchange of ideas and techniques in musical performance and hi-fi reproduction. Right, the distinguished British audio authority, Gilbert A. Briggs, explains the details of construction of one of his new loudspeakers to New York audience at audio show. Representatives of all hi-fi organizations were on hand to discuss hi-fi with visitors.



to tweeter units only, has bowed in as a full-range speaker system. Mid-range and bass units are to be added to tweeters for complete coverage of the spectrum. Price-wise, these units compare with the \$100-\$200 loudspeaker class; but it is reported that electrostatic speakers, even the bass units, require no enclosure for best operation! Here is another really new development that may have far-reaching results.

Other loudspeaker proponents, contending that the electrostatic full-range speaker is still an experiment, are going ahead with improved versions of conventional-type reproducers. Noticeable among these are newly designed attempts at miniaturization of enclosures, with engineers playing all sorts of electro-acoustical tricks with the insides of cabinets as well as the cones and driving units of speakers themselves. Eight-inch, wide-range speakers may set a new vogue for low-cost installations. Domestic types as well as imports from abroad—both single cone and coaxial—continue to surprise us with their new "gimmicks" for attaining big sound at low cost and in small areas. The interest in small speakers is reflected by lines to be marketed soon by some of the oldest names in the "big speaker" field, as well as by organizations hither-

to confined to the production of other components.

More and more, enclosures of all sizes are being made in a wide variety of angled shapes for corner placement, as well as in semi-circular and completely circular shapes!

Advances in Housing

The subject of speaker enclosures goes naturally with that of other cabinets for housing the entire system, since the combination—in many cases—presents the finished appearance of the installation with which one lives. Here, too, the situation is phenomenal when one thinks of the faltering and hesitant steps in this direction made a few years ago. As a rule, most hi-fi enthusiasts are interested in all-around comfortable living. Good sound in their homes is another aspect of modern living that goes with enjoyable surroundings and visually satisfying furniture and decorations. The ruling motto in modern design has been "form follows function." This principle has, for years, helped designers turn out award-winning automobiles, exquisite fountain pens, and epoch-making homes. It seems, at last, to have overtaken

(Continued on page 122)

Record Pressing Method Reduces Surface Noise

MASS PRODUCTION of records which boast a minimum of surface noise and whose sound quality closely resembles the hi-fi performance of the master disc is foreseen as a result of a new pressing process developed by *Custom Records, Inc.*, 41 East 42nd St., New York 17, N. Y.

Known as the "sintrafused" process, the new method uses a pressing machine



that weighs less than 80 pounds and operates at relatively low temperatures and pressures. Four records a minute can be made, with only nominal supervision by one technician.

The key to "sintrafusing"—and the factor which permits economies in production—is the use of vinylite in its

powdered or "uncompounded" form. In this state, vinylite has been heated just to the point of cohering.


Conventional disc pressing methods carry the vinylite several steps further in the milling process to the point where it becomes a relatively hard mass. In this state, very high temperatures at 2000-psi pressure are required to press the vinylite into a record. According to *Custom Records, Inc.* engineers, such pressure causes a granular "flow" from the center of the disc to its outer rim. This "flow" is said to deteriorate the chemical structure of the vinylite as well as contribute to surface noise, record wear, and loss of high frequencies.

The new process sidesteps these difficulties by using the vinylite in its earlier stage of formation. Being more "powdery," it is more malleable. Less than 500-psi pressure at maximum temperatures of 300° F is needed to press a record from a wafer of uncompounded vinylite. This reduction in heat and pressure also means less wear on the grooves of the stamper, which may be used for more pressings of consistently higher quality.

Custom Records, Inc. has begun to produce 45-rpm discs using this process. Wider use of the method is seen for all speeds and sizes of records, and in small production units in this country and abroad, since the setting up of such operations would be facilitated by the light, compact, and relatively inexpensive pressing equipment.

Kits for Building Equipment Cabinets and Speaker Enclosures

CABINETS FOR HOUSING hi-fi systems, including the loudspeaker, may be assembled from "River Edge" kits, now marketed by




British Industries Corp., 80 Shore Rd., Port Washington, N. Y. An equipment cabinet, selling for \$26.70 net, has an adjustable shelf to permit installation of any size or combination of tuner-amplifier compo-

nents. The top lifts to provide access to the record player compartment, which is roomy enough for a changer or professional turntable and arm assembly. Dimensions are 33" high, 23" wide, and 16" deep.

A matching bass reflex speaker enclosure, for 12" or 15" speakers, sells for \$24.00 net. As an alternate type enclosure, a kit is available for building a horn-loaded corner unit.

Selling for \$23.94 net, this enclosure is suitable for use with 12" or 15" woofers, and almost any size or shape of tweeter. Kits include pre-cut plywood, glue, hardware, and grille cloth.



POPULAR ELECTRONICS



Selecting Your "Phonogenic Music"



At "live" concert given in pre-symphonic (and pre-hi-fi) days, music was played by relatively small ensemble for limited audience. Today, electronics makes possible much wider audiences who are discovering that, via their hi-fi systems, they can enjoy a new type of "chamber music," recorded under ideal conditions and aptly suited for reproduction in the living room.

By H. H. FANTEL

*Although your sound system can reproduce any type of music,
there's a special kind practically made to order for hi-fi*

THE MOST IMPORTANT component of any hi-fi system is "the listener" with his tastes, moods, and living room acoustics. This is the "load" at the output to which the musical input must be matched.

To Betty and Joe, their new phonograph was an instrument for exploration. With it, they discovered not only new kinds of music, but also new ways in which music

and hi-fi go together. Like most new owners of hi-fi systems, they had to discover by trial and error what records gave them the most pleasure in repeated listening.

Being fond of classical music, they had bought some symphonies. But the concentrated attention required for serious listening sessions seemed too heavy a diet for everyday consumption. They wanted their



... the heavy sound of a full symphony was rather overpowering in their small room.

music to be rich in ideas and exciting in sound, but more casual in mood. Besides, the heavy sound of a full symphony orchestra, even though it came through beautifully on their new system, seemed rather overpowering in their small living room.

They started off into the byways of recorded music, passing up the display counters at the record store and the helpful suggestions of the sales clerk trying to push his overstocked warhorses. Instead, they scanned the catalogs for unusual instrumental combinations, intriguing titles, and were always willing to take a chance on composers they had never heard of. To keep within their budget, they made a habit of sampling lots of records before buying any of them.

Soon they hit on a kind of music seldom heard in concert or on the radio, neither "symphonic" nor "popular," and just about perfect for playing on a wide-range system in apartment-sized rooms at medium volume level.

Typical "Phonogenic Music"

Their first find was *Acadian Songs and Dances* (Decca DL 9616) from the *Louisiana Story* film score that won Virgil Thomson an "Oscar" some years back. These "Cajun" tunes, some sad and some jaunty, are the kind of music that leaves one whistling. Yet their polished style makes any classicist happy. There is imaginative detail sparkling at every turn. For home consumption, it can be listened to casually (after a hard day's work) and it's guaranteed to perk one up; but it will also repay attentive listening with both ears wide open. Using a small orchestra, the music stays at a volume well below the eviction level, but clever orchestration and close


microphoning make the instruments come tangibly alive.

Going further in this direction, Betty and Joe headed straight for the works of Aaron Copland, whose specialty is cross-breeding folk music with symphony. Like most hybrids, the resultant strain has plenty of vitality. *Rodeo*, for instance (Capitol P-8169), puts a square dance with a rip-roaring hoe-down right in the middle of what is basically a symphonic poem. Surprisingly, it fits. Neither barn nor concert hall draws the short straw (or the truncated baton) in this match. After the stomping, twirling, and bronc-busting are served up in an honest, lean musical style, there are quiet stretches of lonesome riding. Copland paints his prairie with hollow, haunting harmonies that bring the open spaces and the wide sky right into a living room.

Similar in style and concept is Copland's *Billy the Kid* (Victor LM 1031). Toward the end, there is a cracking gun duel that whacks a bullet through Billy and the sharpest transients this side of a square wave through a rig.

From Concert Hall to Living Room

All these pieces have one thing in common: transparent texture. Of course, any music gains by faithful reproduction. But this kind of music, where the individual instruments stand out, is a "natural" for the phonograph. The microphone can get "inside" the music and pick up details that are inevitably lost in massive orchestrations. It "puts the players in their places," giving



Brubeck and Mulligan record jazz that can be listened to with feet, heart, or brain . . .

an almost three-dimensional illusion of space. There is plenty of dynamic range and often exciting percussive transients—but no sustained avalanches of sound to push Betty and Joe's valiant 10-watt system way beyond the distortion level. After all, there aren't many sound systems (not to mention the recording itself) that can take a full orchestral onslaught unflinch-



Bowles and Wilder straddle the fence . . . letting their pieces fall where they may.

ingly—not even the hard-muscled rigs costing a long-term mortgage. Massive orchestral music sometimes makes stunning audio demonstrations, but it simply wasn't written for the phonograph . . . nor for home listening.

Heavy orchestral sound was conceived for great concert halls, where it had to reach listeners a block away and four flights up in the balcony without benefit of any electrical amplification. Music of this kind came into existence in the last century when big cities mushroomed from small towns and large auditoriums were built for the growing audiences. Orchestras themselves had to keep growing until their heavy 100-man sound matched the size of the big halls.

Today, audio is reversing the trend. Realizing that most music nowadays reaches the listener through electronics, composers are beginning to veer away from heavy, massive orchestration to make their scoring compatible with the microphone.

Old music, written before the appearance of large orchestras, is equally "phonogenic." In terms of tonal texture, very old music and very new music come off best through the loudspeaker. So Betty and Joe found themselves reaching both into the past and into the future of music. For instance, Bach's *Brandenburg Concertos* become an almost transparent tonal fabric in good performance and recording. Excellent recordings of *Concertos No. 1, 2 and 4* have been made by London, Westminster, Vox and Bach Guild. This is music of supreme inspiration, with contagious rhythm and breakneck solos.

"Progressive Jazz" and the Classics

In the shotgun wedding of old and new music (with hi-fi holding the gun), one can find in "progressive jazz" some of the same qualities as in the *Brandenburg Concertos*. Men like Mulligan and Brubeck yield nothing to Bach in contrapuntal trickery.

Brubeck on Columbia CL-6321-2 and Gerry Mulligan on Pacific LP 2 represent a kind of jazz that can be listened to with feet, heart, or brain, depending on one's disposition. Or the receptive organs can be switched occasionally to get at the music from different angles. That, incidentally, is a good idea for listening to any sort of music.

Old music and "progressive jazz" alike owe their current vogue to their hi-fi aptitude. Before the 19th century, all music (except church music) was written to be played and heard in the home rather than in the concert hall. Now that electronics is bringing music back into the home, the tonal dimensions of this older music again fit the modern listening situation. The accent here is on detail rather than mass, on phrase rather than force. That makes it easier on the sound equipment, acoustics of the room, and, last but not least, one's ears. As far as musical value is concerned, names like Mozart, Haydn, Handel, Bach,



Each collector, with his own taste, must find his own way through the LP forest.

Vivaldi, and Corelli light up a panorama of old treasures, rediscovered through modern recording.

Jazz parallels this trend. Owing its phenomenal rise largely to the phonograph, jazz has been traditionally platter-conscious. Its ears always cocked to the cue of opportunity, jazz dissolved the large, brassy bands of the swing era with the coming of hi-fi. Instead, the small instrumental combo came into its own. The early spade work done by Benny Goodman in his quintet and sextet recordings has now spawned about a dozen fine jazz groups. Here again, the accent is on detail and transparency, and the microphone is the principal audience. The artistic honesty of these jazzmen puts them above the tempta-

Is this hi-fi system complete? Record changer, pickup and stylus, preamplifier-equalizer, power amplifier, loudspeaker and enclosure are all here, properly connected and attractively placed. Only the listener is missing. This "component," perhaps the most important in the entire system, differs in every home, as does the music chosen. Putting yourself, and your musical tastes, into the hi-fi picture is an exciting and gratifying adventure.



tion of latching on to some commercial gimmick and running it into the ground. In fact, the searching of these jazz groups for individual and musically significant styles gives the entire musical development of our age a much-needed shot in the arm. It has already been mentioned how the best of them, like Mulligan and Brubeck, move in the direction of closing the gap between "classical" music and jazz.

Classical composers, partly prompted by audio and the trend toward home listening, are bridging this gap from the other side. Paul Bowles and Alec Wilder are expert straddlers of the fence between jazz and classical music, letting their pieces fall where they may. In his *Concerto for Two Pianos, Winds and Percussion* (Columbia ML-2128), Bowles uses unique timbres that bring out the fine points of any hi-fi set. Reedy woodwinds whisper beneath a gay chatter of pianos. Syncopation is tapped out on milk bottles and wood blocks. A bass clarinet with a mellow growl is in charge of the bottom, and a big gong, softly struck, spreads tonal clouds beneath the luster of the trumpet. But this is not a mere stunt. Bowles' work has musical integrity, a contagious mood of good fun in the spirit of a Mozart "Divertimento."

Another Bowles work, full of hi-jinx and bubbling good humor, is *Music for a Farce* (Columbia ML-4859). Here, too, the handling of the small orchestra seems tailor-made for hi-fi.

Alec Wilder specializes in short pieces for a group of woodwinds, harpsichord, drums, and double bass. The sound of this combination ranges in varying nuances from velvet to rasping file. The music itself keeps changing between a cautious kind of bounce and a tender lyricism that always stays clear of mush. Items like *Walking Home in Spring, Her Old Man Was Sus-*

picious, A Little Girl Grows Up, and Footnote to a Summer Love are a fair sampling of what some critics count among the most delightful and original music written in America today (Columbia ML-4271, CL-6181, or Mercury 25008). Again, the tonal values fit nicely into the record groove.

Chamber Music

From Wilder and Bowles, it was only a short step across the border into the realm of chamber music. To their surprise, Betty and Joe found nothing forbidding in this territory. With Poulenc's *Sextet for Piano and Winds* (Capitol P-8258) and Prokofiev's *Second String Quartet* (Capitol P8151) as their first destinations, the climate here seemed refreshingly crisp. For a balmier mood, they bought Ravel's lush *Quartet in F* (Philharmonia LP 104 or Columbia ML-2202), one of the most hauntingly beautiful pieces in the whole chamber music literature, which evokes from the four instruments of the string quartet a color palette so rich and varied that much orchestral music seems grey in comparison.

Since taste is a personal matter, no record list can or should be more than a hint. Each collector must find his own way through the LP forest. His trophies will be worth the hunt. In mapping the trail of Betty and Joe's explorations, their reasons for picking certain areas in preference to others were explained. But no music is exclusive of any other music. The hi-fi fan has a basic advantage. His innate appetite for any kind of organized noise keeps him spinning records of all kinds, always ready to go off on new tangents. Of course, there are train whistle records and other audio stunts. But the most fascinating sounds, after all, occur in music. Hi-fi and music go together, for the enjoyment of each is compounded by the other.

-30-

AFTER CLASS

USING LOAD LINES

THE PRACTICAL usefulness of the average plate characteristic curves of vacuum tubes as they appear in tube manuals and reference handbooks is restricted to *static conditions* in which there is no plate load or input signal. These curves enable the user to investigate the inter-relationships between plate current (I_p), plate voltage (E_p), and grid voltage (E_g), and to find any one of the three if the other two are known. Different tubes have, of course, different "families" of curves.

As soon as a load is inserted in the plate circuit, however, the entire picture changes. Since a load is necessary in practical designs—which may be a relay coil, a resistor, a choke, or the primary of a transformer in amplifier applications—it becomes very difficult to predict the behavior of a given tube unless a *load line* is constructed on the average plate characteristic graphs and properly used.

Need for a load line is evident from a consideration of the effects that take place in a circuit such as that of Fig. 1. Imagine that it is desired to find the bias voltage (E_g) needed to produce a plate current (I_p) of given value in the load resistor (R_L). The tube is a 6J5 and the plate supply voltage is known. The plate current depends upon the supply voltage, the magnitude of R_L , and the effective d.c. plate resistance of the tube which, in turn, is determined by the amount of bias applied to its control grid. Since the bias—the factor we want to find—is unknown, it follows that the plate resistance of the tube is also an unknown quantity. With this missing from the data, the plate current cannot be stated. Thus, we encounter an impasse.

The construction of a load line, in one graphical step, sweeps away all the unknowns. It immediately makes possible the precise determination of the tube's plate resistance, voltage drop from cathode to plate, and the plate current, by what amounts to simple inspection. It solves problems which would otherwise demand tedious calculations.

To illustrate the principle which underlies the load line, the following typical circuit constants may be assumed: $E_{bb} = 240$ volts; $R_L = 20,000$ ohms; and the tube is a

6J5. The construction of the load line is easier to grasp if it is divided into three distinct steps:

(1) Let us first consider the tube as an *open circuit*; the circuit may be said to be open if the control grid bias is made so negative that the tube is cut off and no plate current flows. Under such circumstances, there can be no voltage drop across R_L (voltage drops take place only when current flows), and the full plate supply voltage must then appear across the tube as its plate voltage, E_p ; i.e., $E_p = E_{bb}$. In our example, when $I_p = 0$, $E_p = 240$ volts. This locates point A on the horizontal axis. (See Fig. 2.)

(2) Next, imagine that the bias is made so positive that the tube acts as a perfect conductor (*short circuit*) having zero internal resistance. In this case, the voltage drop across the tube (its plate voltage, E_p) would have to be zero while the full plate supply voltage appears as a drop across R_L . With R_L the only resistance left in the circuit, the plate current must now be:

$$I_p = \frac{E_{bb}}{R_L} = \frac{240}{20,000} = .012 \text{ amp.} = 12 \text{ ma.}$$

Thus, a second important point, B, on the vertical axis is determined.

(3) Let us stop for an instant and examine the results thus far. Having assumed the two most extreme conditions—the tube first as an open circuit and then as a short circuit—we have found, in the first case, a plate voltage of 240 volts across the tube at zero plate current, and a plate current of 12 ma. with zero plate voltage for

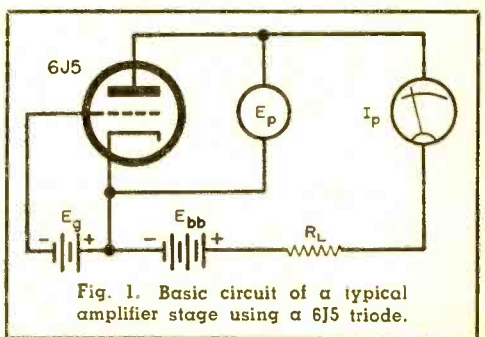


Fig. 1. Basic circuit of a typical amplifier stage using a 6J5 triode.

the second assumption. Since the plate load is resistive, it follows Ohm's law at all times, so that for any other assumptions which involve a partially conducting tube between the two extremes, points must be located along a straight line connecting A and B. This is an outcome of the *linearity* of a resistor in which current and voltage are always directly proportional to each other. Thus, points A and B are the terminals of the straight *load line* shown in Fig. 2, which is unique for a 6J5 having a 20,000-ohm plate load and a supply voltage of 240 volts.

The examples that follow show how this load line is used.

Problem: Find the grid bias which permits 5 ma. of plate current to flow in a 6J5 having circuit constants as given. **Solution:** The load line intersects the 5-ma. line on the -4 volt bias curve. Hence, a bias of -4 volts is just right if the plate current is to be 5 ma. Moreover, if the intersection is brought down to the voltage axis (C), it is seen that the plate voltage of the tube is now 140 volts. This means that the voltage drop across the plate load resistor must be 100 volts. Note how, by mere inspection, the load line provides information on the magnitude of the plate current, the actual plate voltage, and the fall of potential along the load resistor.

Problem: If this tube is run at zero bias, what is its actual plate voltage? **Solution:** Locate the intersection of the load line with the zero bias curve. This occurs at a plate current of 8 ma. Moving down along the vertical line at the intersection, we cross the plate voltage axis at 80 volts—the true plate voltage; the remaining 160 volts is the drop across the load resistor.

Problem: A relay having a 10,000-ohm coil is used as a plate load in series with a 10,000-ohm resistor. If its pull-in current is 2 ma., what grid bias is required to activate

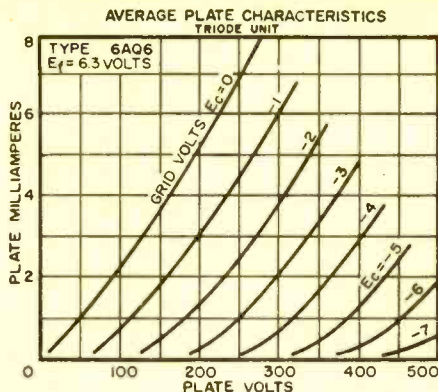


Fig. 3. Average plate characteristics of triode section of a 6AQ6 for use in quiz.

its armature? **Solution:** The relay, together with the series resistor, constitutes a plate load of 20,000 ohms for which this load line has been drawn. The load line crosses the 2-ma. marker halfway between the -8 and -10 volt bias curves. Thus, a bias voltage of -9 volts will be just right for pull-in. With these circuit constants, the voltage across the tube is 200 volts and the potential applied to the series combination is 40 volts.

Load lines are very useful in predicting stage gain on the basis of static curves since they permit the determination of output voltage swing as compared with input voltage variations. (See *After Class*, December, 1955). Using the methods outlined above, simply draw the appropriate load line for the particular tube and load resistor, and find the voltage drop across the plate load resistor for the two extremes of signal input. The difference between the output potentials is the output swing which may then be compared with the input swing to determine the gain.

QUIZ

Answer the following questions for a circuit using the triode section of a 6AQ6 double-diode high- μ triode having a 300-volt plate supply and a load resistor of 50,000 ohms. Curves for the 6AQ6 are given above in Fig. 3.

1. Find points A and B for the construction of the load line (Fig. 2 indicates which points these are).
2. What grid bias is required to obtain a 50-volt drop across the load resistor?
3. What plate current in ma. flows during the quiescent period when the drop across the tube is 150 volts?
4. What grid bias in volts is needed to bring about the conditions described in question No. 3?
5. What is the voltage drop across the plate load resistor when the tube operates at zero bias?

(Answers appear on page 100.)

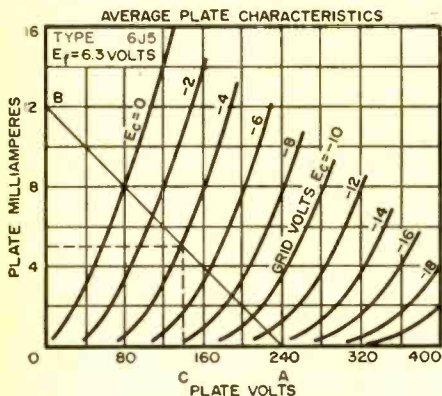


Fig. 2. A set of average plate characteristics for a type 6J5 tube with a load-line representing a 20,000-ohm load superimposed.

MEN WITH MECHANICAL SKILLS:



CAN YOU MEET THIS CHALLENGE?



Mechanics Creed

Upon my honor I swear that I shall hold in sacred trust the rights and privileges conferred upon me as a certified mechanic. Knowing full well that the safety and lives of others are dependent upon my skill and judgment, I shall never knowingly subject others to risks which I would not be willing to assume for myself, or for those dear to me.

In discharging this trust, I pledge myself never to undertake work or approve work which I believe to be beyond the limits of my knowledge; nor shall I allow any superior to persuade me to approve aircraft or equipment as airworthy against my better judgment; nor shall I permit my judgment to be influenced by money or other personal gain; nor shall I pass as airworthy aircraft or equipment about which I am in doubt, either as a result of direct inspection or uncertainty regarding the ability of others who have worked on it to accomplish their work satisfactorily.

I realize the grave responsibility which is mine as a certified mechanic to exercise my judgment on the airworthiness of aircraft and equipment. I, therefore, pledge unyielding adherence to these precepts for the advancement of aviation and for the dignity of my vocation.

If you are a man who takes real pride in a job well done, the Air Force offers you a challenging and rewarding career. The safety of our country, and the lives of its defenders, depend on your accuracy and devotion to duty. Act today and put your skills to work tomorrow—in the U. S. Air Force.

GO PLACES FASTER ON
THE ALL VOLUNTEER
TEAM

THE U. S. AIR FORCE

PASTE COUPON ON POSTCARD

And Mail To

M-40-PE

Airman Recruiting Information Branch
Box 2202
Wright-Patterson AFB, Ohio

Please send more information on my opportunities for enlisting in the U. S. Air Force. I am between the ages of 17-34 and reside in U.S.A. or possessions.

Name _____

Address _____ Age _____

City _____ Zone _____ State _____

Build YOUR OWN HEATH KITS

INTERESTING—EDUCATIONAL



work has already been done for you. No cutting, drilling, or painting required. All parts furnished including tubes. Knowledge of electronics, circuits, etc., not required to successfully build Heathkits.

New PRINTED CIRCUIT VACUUM TUBE VOLTMETER KIT

The VTVM is the standard basic voltage measuring instrument for radio and TV servicemen, engineers, laboratory technicians, experimenters, and hobbyists. Because of its extremely high input resistance (11 megohms) the loading effect on the circuit being measured, is virtually negligible. The entire instrument is easy to build from a complete kit, with a detailed step-by-step Construction Manual. Featured in this instrument is an easy-to-wire fool-proof printed circuit board which cuts assembly time in half

CIRCUIT AND RANGES: Full wave AC input rectifier permits 7 peak-to-peak voltage ranges with upper limits of 4000 volts peak-to-peak. Just the ticket for you TV servicemen. Seven voltage ranges, 1.5, 5, 15, 50, 150, 500 and 1500 volts DC and AC RMS. Peak-to-peak ranges 4, 14, 40, 140, 400, 1400, and 4000 volts. Ohmmeter ranges X1, X10, X100, X1000, X10K, X100K, X1 meg. Additional features are a db scale, center scale zero position, and a polarity reversal switch.

IMPORTANT DESIGN FEATURES: Transformer operated—1% precision resistors—6AL5 and 12AU7 tubes—selenium power rectifier—individual AC and DC calibrations smoother improved zero adjust control action—new panel styling and color—new placement of pilot light—new positive contact battery mounting—new knobs—test leads included. Easily the best buy in kit instruments.

New charcoal gray baked enamel panel with highly readable white lettering.

New peak-to-peak meter, scale—new color harmony—new control knobs.

New printed circuit board for faster, easier construction—exact duplication of Laboratory development model.



Model V-7

\$24⁵⁰

Shpg. Wt, 7 lbs.

New easy-to-read open panel layout. Off-on switch incorporated in selector switch

Heathkit HANDITESTER KIT



MODEL M-1
\$14⁵⁰

Shpg. Wt. 3 lbs.

The Heathkit Model M-1 Handitester readily fulfills all requirements for a compact, portable volt-ohm-milliammeter. Its small size permits the instrument to be tucked into your coat pocket, tool box or glove compartment of your car. Always the "handitester" for those simple repair jobs. Packed with every desirable feature required in an instrument of this type. AC or DC voltage ranges, full scale 10, 30, 300, 1000 and 5000 volts. Ohmmeter ranges 0-3000 ohms and 0-300,000 ohms. DC milliammeter ranges 0-10 milliamperes and 0-100 milliamperes. Uses 400 microampere meter—1% precision resistors—hearing aid type ohms adjust control—high quality Bradley rectifier. Test leads are included.

Heathkit MULTIMETER KIT



MODEL MM-1

\$29⁵⁰ Shpg. Wt. 6 lbs.

Here is an instrument packed with every desirable service feature and all of the measurement ranges you need or want. High sensitivity 20,000 ohms per volt DC, 5000 ohms per volt AC. Has the advantage of complete portability through freedom from AC line—provides service ranges of direct current measurements from 150 microamperes up to 15 amperes—can be safely operated in RF fields without impairing accuracy of measurement.

Full scale AC and DC voltage ranges of 1.5, 5, 50, 150, 500, 1500, and 5000 volts. Direct current ranges are 150 microamperes, 15, 150, and 500 milliamperes and 15 amperes. Resistances are measured from .2 ohms to 20 megohms in three ranges and db range from -10 to +65 db. Ohmmeter batteries and necessary test leads are furnished with the kit.

HEATH COMPANY
A SUBSIDIARY OF DAYSTROM, INC.
BENTON HARBOR 5, MICHIGAN

New
PRINTED
CIRCUIT

Heathkit 3" OSCILLOSCOPE KIT



Model
OL-1

\$29.50

Shgp. Wt.
15 lbs.

Ideal for individual home work or as extra instrument for outside servicing.

Compact size, light weight, portable — perfect for service work or field operation.


New, modern styling, gray lettering, white gray knobs, and red and black contrasting terminal posts.

New printed circuit for constant performance, rugged component mounting — assembly time cut in half!

Measures only 1 3/4" x 6 3/4" x 19 1/2" and weighs only 11 pounds.

USE: This brand new Utility Scope was designed especially for servicemen and radio amateurs, and is adaptable for use in all general Scope applications. Perfect for modulation monitoring, etc. Use it to tackle alignment or adjustment problems. Equally valuable in breadboard work. A must for ham shack or for outside servicing.

DESCRIPTION: Front panel controls of the Model OL-1 are "bench tested" for ease of operation and convenience. Sharp focusing 3" CRT. Printed circuit for ease of assembly and constant performance. Assembly time cut in half! High quality electronic components used. Sensitive hor. and vert. amplifiers with broad freq. response; cathode follower for isolation. Push-pull hor. and vert. output to deflection plates. Int. 60 cycle, or ext. sync. Sweep freq. range 10-100,000 cycles. Direct connection to deflection plates. Provision for Z axis input. Uses 3GP1 CRT, 4-12AU7 hor. and vert. amplifiers, 1-12AX7 sweep gen., 1-6X4 LV rect., and 1-1V2 HV rect. The Heathkit Model OL-1 is a real standout value at only \$29.50, and is another example of the famous Heathkit combination: quality plus economy.



Heathkit

SIGNAL GENERATOR KIT


USE: This instrument is "serviceman engineer" to fill the requirement for a reliable basic service instrument at moderate cost. Frequency coverage extends in five bands from 160 Kc to 110 Mc on fundamentals, and dial is calibrated to 220 Mc for harmonics. Pre-wound and pre-aligned coils make calibration unnecessary for service applications.

DESCRIPTION: The Heathkit Model SG-8 Signal Generator provides a stable modulated or unmodulated RF output of at least 100,000 microvolts which can be controlled by both a continuously variable and a fixed step attenuator. Internal modulation is at 400 cycles, or can be externally modulated. AF output of 2-3 volts is also available for audio testing. Uses dual purpose 12AU7 as Colpitts RF oscillator and cathode follower for stable, isolated, low impedance output, and type 6C4 tube for 400 cycle oscillator. Operation of the SG-8 is well within the frequency limits normally required for service work. Modern styling features high definition white letters on charcoal gray panel with re-designed control knobs. Modern professional appearance and Heathkit engineering know-how combine to place this instrument in the "best buy" category. Only \$19.50 complete.

New, modern panel and knob styling — professional appearance and professional performance.

Broad frequency coverage — fundamentals from 160 KC to 110 MC in 5 bands — up to 220 MC on calibrated harmonics.

Cathode follower output for good isolation — fixed step and continuously variable attenuation.



Output selection — internal modulation, pure r.f., or audio output.

MODEL SG-8 **\$19.50** Shgp. Wt. 8 lbs.

Heathkit ANTENNA IMPEDANCE METER KIT



MODEL
AM-1

\$14.50 Shgp. Wt. 2 lbs.

The Model AM-1 Antenna Impedance Meter makes an ideal companion unit for the GD-1B Grid Dip Meter or a valuable instrument in its own right. Perfect for checking antenna and receiver impedance and match for optimum system operation. Use on transmission lines, halfwave, folded dipole, or beam antennas. Will double as monitor or relative field strength meter. Covers freq. range of 0-150 Mc and impedance range of 0-600 ohms. Uses 100 microampere meter and special calibrated potentiometer. A real buy at only \$14.50 complete.

Heathkit

GRID DIP METER KIT



MODEL
GD-1B

\$19.50 Shgp. Wt. 4 lbs.

Amateurs and servicemen have proven the value of this grid dip meter many times over. Indispensable for locating parasitics, neutralizing, and aligning filters and traps in TV or Radio and for interference problems. The Model GD-1B covers from 2 Mc to 250 Mc with 5 pre-wound coils. Featuring a sensitive 500 microampere meter and phone jack, the GD-1B uses a 6AF4 or 6T4 tube. An essential tool for the ham or serviceman.

ACCESSORIES: Low freq. coverage to 355 KC with two extra coils and calibration curve. Set No. 341A for GD-1B and set No. 341 for GD-1A. Shipping weight 1 lb. Only \$3.00.

HEATH COMPANY

A SUBSIDIARY OF DAYSTROM, INC.
BENTON HARBOR 5, MICHIGAN

New Heathkit VFO KIT



MODEL VF-1
\$1950


Ship. Wt. 7 lbs.

- Smooth acting illuminated and precalibrated dial.
- 6AU6 electron coupled Clapp oscillator and OA2 voltage regulator.
- 7 Band coverage, 160 through 10 meters—10 Volt RF output.
- Copper plated chassis—aluminum cabinet—easy to build—direct keying.

Here is the new Heathkit VFO you have been waiting for. The perfect companion to the Heathkit Model AT-1 Transmitter. It has sufficient output to drive any multi-stage transmitter of modern design. A terrific combination of outstanding features at a low kit price. Good mechanical

and electrical design insures operating stability. Coils are wound on heavy duty ceramic forms, using Litz or double cellulose wire coated with polystyrene cement. Variable capacitor is of differential type construction, especially designed for maximum bandspread and features ceramic insulation and double bearings.

This kit is furnished with a carefully precalibrated dial which provides well over two feet of calibrated dial scale. Smooth acting vernier reduction drive insures easy tuning and zero beating. Power requirements 6.3 volts AC at .45 amperes and 250 volts DC at 15 mills. Just plug it into the power receptacle provided on the rear of the AT-1 Transmitter Kit. The VFO coaxial output cable terminates in plastic plug to fit standard 1/2" crystal holder. Construction is simple and wiring is easy.



Open layout—easy to build—simplified wiring.


Smooth acting illuminated dial drive.

Clean appearance—rugged construction—accessible calibrating adjustments.

Copper plated chassis—careful shielding.

Ceramic coil forms—differential condenser.

Heathkit AMATEUR TRANSMITTER KIT



MODEL AT-1
\$2950

Ship. Wt. 16 lbs.

- SPECIFICATIONS:**
- Range 80, 40, 20, 15, 11, 10 meters.
 - 6AG7 Oscillator-multiplier.
 - 6L6 Amplifier-doubler
 - 5U4G Rectifier
 - 105-125 Volt A.C. 50-60 cycles 100 watts. Size: 8 1/8 inch high x 1 3/8 inch wide x 7 inch deep.

Crystal or VFO excitation.


Here is a major Heathkit addition to the Ham radio field, the AT-1 Transmitter Kit, incorporating many desirable design features at the lowest possible dollar-per-watt price. Panel mounted crystal socket, stand-by switch, key click filter, A. C. line filtering, good shielding, etc. VFO or crystal excitation—up to 35 watts input. Built-in power supply provides 425 volts at 100 MA. Amazingly low kit price includes all circuit components, tubes, cabinet, punched chassis, and detailed construction manual.

Rugged, clean construction.

Single knob band switching.

Prewound coils—metered operation.

52 ohm coaxial output.




Built-in power supply.

Heathkit COMMUNICATIONS RECEIVER KIT

HP gain control with AVC or MVC.

Electrical bandspread and scale.

Stable VFO oscillator circuit.



Four band operation 535 to 35 Mc.

Noise limiter—standby switch.

1/2 inch PM Speaker-Headphone Jack.

Six tube transformer operation.

- SPECIFICATIONS:**
- Range.....535 Kc to 35 Mc
 - 12BE6 Mixer-oscillator
 - 12BA6 I. F. Amplifier
 - 12AV6 Detector—AVC—audio
 - 12BA6 B. F. O. oscillator
 - 12A6 Beam power output
 - 5Y3G7 Rectifier
 - 105-125 volts A.C. 50-60 cycles, 45 watts.



MODEL AR-2
\$2550

Ship. Wt. 12 lbs.

CABINET:

Proxylon impregnated fabric covered plywood cabinet. Ship. weight 5 lbs. Number 91-10, \$4.50.

A new Heathkit AR-2 communications receiver. The ideal companion piece for the AT-1 Transmitter. Electrical bandspread scale for tuning and logging convenience. High gain miniature tubes and IF transformers for high sensitivity and good signal to noise ratio. Construct your own Communications Receiver at a very substantial saving. Supplied with all tubes, punched and formed sheet metal parts, speaker, circuit components, and detailed step-by-step construction manual.


HEATH COMPANY
A SUBSIDIARY OF DAYSTROM, INC.
BENTON HARBOR 5, MICHIGAN

TOOLS

& GADGETS

AIR-WOUND INDUCTORS

Said to incorporate the first major advancements in air-wound inductors in eight years, the "Air Dux" line of amateur and industrial inductors is complete and versa-



tile, and will fulfill virtually every coil need. Sizes range from $\frac{1}{2}$ " to 3" in diameter, with lengths of from 2" to 10". Each diameter size is wound in various pitches for different inductance values.

The coils are wound on low-loss polystyrene rod, and each coil is available in three different wire finishes—formvar, tinned or silver-plated. For further information and free brochures, write to *Illumitronic Engineering*, 680 East Taylor St., Sunnyvale, Calif. A free inductance calculation chart is also available for ease of calculating specific coil needs.

TUBE TESTER AND ACCESSORIES

Plug-in accessories are featured with the new Model 49 tube tester announced by *Jackson Electrical Instrument Company*, 16-18 South Patterson Blvd., Dayton 2,



Ohio. All of the accessories use the basic meter and power supply to perform additional tube and component tests. To date, they include a high-resistance shorts tester, a selenium rectifier checker (shown in photo), and a heater current tester.


The basic tube tester, which sells for

\$49.95, features lever-action switches numbered to correspond with the pin numbers of tubes under test. A large $4\frac{1}{2}$ " meter indicates tube condition on a colored "good-bad" scale, which is also marked in per cent of normal quality. The instrument is housed in an all-metal carrying case finished in "Jacksonite," a new scuff-resistant finish.

EARPHONE AGGREGATE BOX

The "Earphone Aggregate Box," developed by the *Audio-Master Corp.*, 17 East 45th St., New York 17, N. Y., distributes sound to individual headsets. It is housed in a compact metal case and covered with a Bakelite top, making it easy to manipulate. A 10' extension cord completes the unit.

As many as eight headsets can be employed for individual earphone listening, in conjunction with any record or transcription player, tape recorder or radio receiver



which has a detachable loudspeaker or a special jack for earphone use. The "Earphone Aggregate Box" is recommended for libraries, schools, and other allied institutions.

HAMMER FINISH SPRAY

Designed for use on panels, racks, chassis and instruments, "Hammer-Koat" is the newest in the extensive line of G-C "Spray-Koat" products. A smooth air-drying hammer finish, it is now available in three colors: brown, blue and silver. It comes in a 12-ounce can listing at \$2.75 (net, \$1.83). Literature may be obtained from *General Cement Mfg. Co.*, 919 Taylor Ave., Rockford, Ill.

"TOOL OF THE MONTH" CLUB

The *Tool of the Month Club* offers its members the opportunity to obtain quality tools at exceptional discounts. Here's how it works. You join the club by sending a letter to *Tool of the Month Club, Inc.*, 44 Dickerson St., Newark 3, N. J., stating that you would like to become a member. For a typical value, enclose two dollars, postpaid, with your letter and you will receive a 26" Atkins carpenter's saw, worth \$3.95 retail.

With this purchase, you agree to buy at

POPULAR ELECTRONICS

FREE! LAFAYETTE CATALOG



Big Money Saving Values!

132 PAGE ELECTRONIC CATALOG

Packed with the largest selection of Electronic, Radio and T.V. Parts, and equipment, PA, Hi-Fi systems, tubes, antennas, Transistor Kits, parts and components, Test Equipment, new build your own kits, tools, books, Microscope, drafting equipment, Binoculars, Telescopes, All Radio, TV and Ham supplies — ALL AT GREAT SAVINGS — For the economy minded servicemen, dealer, engineer and technician. **CHUCK FULL OF BUYS! SEND FOR YOUR FREE COPY TO-DAY.**

Lafayette Radio
DEPT. 1A
Include postage with order

NEW YORK, N.Y. 100 Sixth Ave.
BRONX, N.Y. 542 E. Fordham Rd.
NEWARK, N.J. 24 Central Ave.
PLAINFIELD, N.J. 139 West 2nd St.
BOSTON, MASS. 110 Federal St.

LAFAYETTE RADIO
100 SIXTH AVE., NEW YORK, N.Y.

Send FREE 132-Page 1955 Lafayette Catalog

Name _____

Address _____

City _____ Zone _____ State _____

2 TRANSISTOR POCKET RADIO KIT



Packed into a 2 1/2" x 3 1/2" x 1 1/4" plastic case. This Two Transistor plus crystal diode radio kit offers many surprises, utilizing a regenerative detector circuit with transformer coupled audio stage, gives you high gain and excellent selectivity. Pulls in distant stations with ease with more than ample earphone volume. Kit comes complete with two transistors, crystal diode, loopstick, Arzooone transistor audio transformer, resistors, condensers, plastic case, etc. Including schematic and instructions.

KT-98A Complete Kit less earphones. Net 11.80
MS-260 New Super Power Dynamic Earphone. Ideal for Transistor Circuit Imp. 8000 ohm. D.C. 2000 ohm 3.95

TRANSISTOR POCKET RADIO RECEIVER KIT



Utilizing One Transistor and Crystal Diode Detector with New Miniature 365 mmf Variable Condenser.

Here is an ideal low cost transistor pocket radio kit for students, hobbyists and the experimenter, who desire to obtain a practical knowledge of transistorized circuits. The circuit designed miniaturized 365 Variable Condenser permitting the entire receiver to be built in a plastic case size 3" x 2" x 1". The 1N64 Crystal Diode is used as a detector, the transistor is connected as a grounded emitter amplifier. This receiver with a 50 foot antenna and good ground will bring in good reception over a 30 mile radius. The kit comes complete with transistor, crystal diode, battery holders, batteries, condensers, resistors, plastic case, etc., plus a 115 page book, showing more than 30 practical transistor circuits and How-To-Do-It-Instructions.

KT-80 Complete Kit (less earphones) 4.95
1 Miniature Crystal Ear Receiver MS-111 1.49

HIGH-FIDELITY TURNOVER CARTRIDGE



● 40-14000 CYCLE
● NEVER BEFORE AT SUCH A PRICE!

2.75

Reg. Price

8.50

Lafayette brings you one of the finest high-fidelity turnover cartridges. AT AN UNBELIEVABLE PRICE! Frequency response from 40-14000 cycles +2 db. Has 2 sapphire styli to play all speeds. Needle pressure only 5 grams on LP cond 12-15 grams on 78. Output is .5 volts. Complete with turnover mechanism and knob, fits Webster, Garrard, V.M. Collaro and tone arms of leading manufacturers of record changers and players.

PK-79 Singly, Each 2.75
In lots of 3, Each 2.50

TRANSISTOR 455 KC I.F.

Specially designed for transistor circuits, only 1/2" square by 3/4" high. MS-126 — In lots of 10, each 79¢ Single, Each 89¢



RAYTHEON TRANSISTOR

TYPE CK722

P-N-P

99¢



High Output Dynamic Microphone

Microphone

Microphone

Microphone

Microphone

Microphone

Microphone

Microphone

Microphone

Microphone

Microphone

Microphone

Microphone

Microphone

Microphone

Microphone

Microphone

Microphone

Microphone

Microphone

Microphone

Microphone

Microphone

Microphone

Microphone

Microphone

Microphone

Microphone

Microphone

Microphone



List Price

\$47.00

Microphone

Microphone

Microphone

Microphone

Microphone

Microphone

Microphone

Microphone

Microphone

Microphone

Microphone

Microphone

Microphone

Microphone

Microphone

Microphone

Microphone

Microphone

Microphone

Microphone

Microphone

Microphone

Microphone

Microphone

A LAFAYETTE SCOOP!

Top Quality Crystal Mike

Crystal Mike

Crystal Mike

Crystal Mike

Crystal Mike

Crystal Mike

Crystal Mike

Crystal Mike

Crystal Mike

Crystal Mike

Crystal Mike

Crystal Mike

Crystal Mike

Crystal Mike

Crystal Mike

Crystal Mike

Crystal Mike

Crystal Mike

Crystal Mike

Crystal Mike

Crystal Mike

Crystal Mike

Crystal Mike

Crystal Mike

Crystal Mike

Crystal Mike

Crystal Mike

Crystal Mike

Crystal Mike

Crystal Mike

Crystal Mike

Crystal Mike

Crystal Mike

Crystal Mike

Crystal Mike

Crystal Mike

Crystal Mike

Crystal Mike

Crystal Mike

Crystal Mike

Crystal Mike

Crystal Mike

Crystal Mike

Crystal Mike

Crystal Mike

Crystal Mike

Crystal Mike

Crystal Mike

Crystal Mike

Crystal Mike

Crystal Mike

Crystal Mike

Crystal Mike

Crystal Mike

Crystal Mike

Crystal Mike

Crystal Mike

Crystal Mike

Crystal Mike

Crystal Mike

IMPORTED BINOCULARS

All have coated lenses — clamped in prisms — light weight all metal bodies. Complete with case and straps. Fully guaranteed for 6 mos. against mechanical and optical defects.

Includes Hard Pigskin case			
F-182	— 8x.15	L.P.	NET 10.75
F-105	— 8x.30	I.P.	NET 17.95
F-115	— 7x.35	I.P.	NET 17.95
F-183	— 7x.35	C.F.	NET 20.95
F-184	— 7x.35	C.F. Wide Angle	NET 29.50
F-103	— 7x.50	I.P.	NET 21.50
F-184	— 7x.50	C.F.	NET 24.95
F-117	— 10x.35	C.F.	NET 29.95
F-102	— 12x.50	I.P.	NET 27.95
F-118	— 16x.50	C.F.	NET 31.50
F-185	— 20x.50	C.F.	NET 37.50

MONEY BACK GUARANTEE

Add 10% Fed. Tax to Prices

INTRODUCTORY OFFERS!

TRANS-ATOMIC TRANSISTOR RADIO

Plays anywhere . . . hear music, news broadcasts, etc.

- Matched Transistor and Germanium Diode
- Loud, clear reception
- Small, compact, fits any coat pocket
- Works on ordinary flashlight batteries you can buy anywhere
- Has built-in high "Q" Loopstick Antenna for long range reception



Complete Ready to Use **only \$9.95**

NEW "FANFARE" INTERCOM



Striking, in modern design. Talk between kitchen and nursery; garage and house, etc. With one master, one "talk-listen" remote, 50 ft. of cable. **Complete \$29.95**

"SUPEREX" 7" LOOPSTICK

Replaces antenna coil, eliminates antenna on small pocket radios and new transistor radios.

- "Q" up to 425
- Pulls in stations never heard before
- Two alternate quick mounting methods—anyone can easily install it!

\$4.95

A bargain at . . .



Germanium Diode Crystal Set Kit

Ideal for beginners, experimenters and students.

- Factory-wound high "Q" coil
- Fixed type germanium crystal
- Radio type variable condenser
- High sensitivity
- Easy to operate and assemble, no soldering

Radio engineered special offer at **Complete \$4.95**

4-in-1 Transistor Radio Kit

- Transistor radio
- Germanium diode crystal set
- Morse code practice key and blinker light

ALL THIS FOR ONLY \$9.95



TELEMATIC TUBE BRITENER

Rejuvenate those old picture tubes—get a brighter, clearer picture as soon as you plug it in. No technical experience necessary. **98c**

TEST AND REJUVENATE TV PICTURE TUBES

With This Tube Tester Adapter-Rejuvenator

- For all tube testers
- Adds life to old tubes
- Makes any tube tester a TV picture tube tester
- Complete with instructions

Complete . . . **ONLY \$3.95**

FILAMENT CHECKER

- Checks ALL TUBES including loctal and pin tube
- Continuity and voltage tester—no switches
- Just plug in test leads

Complete, with leads. **\$4.95**



Xmas Closeout . . . While They Last! Famous-Name Portable Phonographs

"True fidelity" sound; 3-speed, separate tone and volume control, retractable tone arm can be dropped on record without damage. **LONG LIFE** all-speed needle. Attractive two-tone blue styling. Regular \$32.50. **SPECIAL ONLY \$19.95**



FREE: get your copy of our new TRANSISTOR BOOK with each order of \$10.00 or more.

Shipped postpaid when payment accompanies order, otherwise C.O.D.

MARVIN ELECTRONICS

Dept. PE-1
2907 E. 79th St., Chicago, Ill.


least six tools in your first membership year. Thereafter, the purchase of only four tools per year continues your membership, and a useful gift accompanies every second tool you buy. Membership may be cancelled at any time after you buy six tools.

Your selection is made from a *Tool of the Month Club* catalog featuring over a hundred tools, including power tools. As a member, you buy only the tools you want. All are unconditionally guaranteed.

"FUSE-O-LET" DUPLEX OUTLET

"Fuse-O-Let" duplex outlet Model FL-101 is said to make old-style outlets obsolete, to fit all standard outlet boxes, and to provide maximum safety and positive protection both at home and in industry. UL-approved, it eliminates fire hazard by preventing overloaded outlets and protecting hidden wiring.

Costly repairs are minimized through the use of "Fuse-O-Let" because fuses can be sized for maximum protection of motors, appliances, TV sets and expensive instruments. They can be quickly, easily and



safely replaced at particular outlets without cutting off the main current supply.

Individually boxed with 6-amp. fuses, "Fuse-O-Let" retails for \$1.00 complete. Descriptive literature is available from the *Alvin Manufacturing Company*, 1800 Eddy St., Chicago 13, Ill. **-30-**

LOAD LINE QUIZ

(Questions on page 92)

1. Point A falls on 300 volts on the plate voltage axis; point B is the 6-ma. marker on the plate current axis.
2. —3 volts. 3. 3 ma. 4. —0.3 volts, approx. 5. 170 volts, approx.


PHOTO CREDITS

PAGE	CREDIT
34, 35	General Electric Company
36, 37	Babaco Alarm Systems, Inc.
41, 42	Santa Fe Railway
73, 74, 75	Maynard Frank Wolfe
84, 85	The Audio Fair
87, top	The Bettman Archive
87, center	Int'l Business Machines Corp.
90	Altec Lansing Corp.

TIPS and TECHNIQUES

PARTS HOLDER SPEEDS ASSEMBLY

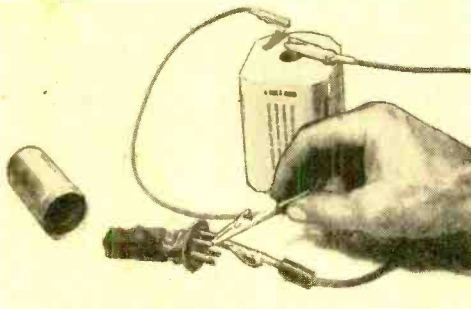
Easily formed from a piece of corrugated cardboard, this simple parts holder keeps the desired resistors and capacitors in posi-



tion for rapid identification and use. Select the components needed for the job at hand and insert the wire leads in the corrugations.

VIBRATOR USED AS BUZZER

Discarded vibrators from auto radios, obtainable free for the asking from most radio repair shops, can be used for high-frequency buzzers. With a pair of pliers, bend back the crimped edge of the can that houses a



vibrator. Then the assembly may be removed from the can. As burnt contact points are a common cause of vibrator replacement, it will be necessary to polish the contact faces with fine sandpaper, and perhaps adjust the contact spacing.

If the vibrator is to be used as a circuit interrupter (as in the signal generator described in PE, August, 1955), it may be
January, 1956

free!

1956 ALLIED

ELECTRONIC SUPPLY CATALOG

324 value-packed pages

Save on Everything in TV and Radio Parts & Equipment



Everything for Experimenters, Builders, Amateurs, Servicemen, Engineers & Hi-Fi Specialists

Send for ALLIED's big 324-page value-packed guide to *everything* in TV, Radio and Electronics! Select from the world's largest stocks of High Fidelity systems and components; recorders and phono equipment; TV tubes, antennas and accessories; Amateur station equipment and supplies; P.A. systems; test instruments; latest build-your-own kits; industrial electronic supplies—plus *everything* in electronic parts, tubes, transistors, tools and books. Save on everything in Electronics—send today for your FREE 1956 ALLIED Catalog.

Everything in Electronics From One Reliable Source

send for it

FREE CATALOG

ALLIED RADIO

ALLIED RADIO CORP., Dept. 79-A-6
100 N. Western Ave., Chicago 80, Ill.

Rush FREE 1956 ALLIED 324-Page Catalog

Name _____

Address _____

City _____ Zone _____ State _____

LEARN TV

the practical way--

17", 21"
and
27"

BUILD the New TRANSVISION TV KIT

Designed so that
COLOR can be added

*THIS MODEST INVESTMENT gets you started on a most fascinating project — assembling the new "E" type Transvision TV Kit in easy stages. For \$15 you get PACKAGE #1 (standard first package for all new "E" kits). This package gives you the BASIC CHASSIS and required first-stage TV COMPONENTS, with complete instructions. When ready, you order the next stage (pkg. #2), etc.

ONLY **\$15⁰⁰** gets you started*

- 1 Learn TV
- 2 Save up to 50%
- 3 Prepare for COLOR TV

Shows 8 Great TV Kits:

EXCLUSIVE: Only Transvision TV Kits are adaptable to UHF. Ideal for FRINGE AREAS. No Previous Technical Knowledge required. Write now!

**FREE
CATALOG**

TRANSVISION
NEW ROCHELLE, N. Y.

MAIL THIS COUPON TODAY

TRANSVISION, INC., NEW ROCHELLE, N. Y. Dept. E-1

- I'm enclosing \$ _____ deposit. Send standard kit PACKAGE #1, with all Instruction Material. Balance C.O.D.
 Send FREE copy of your new TV Kit Catalog.

Name _____
Address _____
City _____ State _____

High School Course at Home Many Finish in 2 Years

Go as rapidly as your time and abilities permit. Course equivalent to resident school work — prepares for college entrance exams. Standard H. S. texts supplied. Diploma Credit for H. S. subjects already completed. Single subjects if desired. High school education is very important for advancement in business and industry and socially. Don't be handicapped all your life. Be a High School graduate. Start your training now. Free Bulletin on request. No obligation.

American School, Dept. H156, Drexel at 58th, Chicago 37

AMAZING NEW POCKET RADIO

Really Works—Small as a Pack of Cigarettes!



FITS IN ANY POCKET OR PURSE—GETS LOCAL RADIO STATIONS WITH CLEAR BELL-LIKE TONE—NO STATIC OR INTERFERENCE! NEEDS NO TUBES, BATTERIES OR COMPLICATED HOOKUPS! NO AC PLUG INS! Nothing to wear out. Thousands of users—many report years of service. Uses new crystal diode and HI-Q coil. SELF-CONTAINED SPEAKER PHONE. Just the tiny radio to take with you ANYWHERE YOU GO—ON TRIPS, VISITING, ETC.—for real fun and enjoyment—ANY TIME. SEND ONLY \$1.00 (incl. ck., mo.) and pay postman \$4.99 C.O.D. postage, or send \$5.00 for n.p. delivery. COMPLETE READY TO LISTEN. MIDWAY CO., Dept. PPL-1 Kearney, Nebr.

reinserted in the original can and socket-mounted. To use the vibrator as a straight buzzer, remove the padding from the can to allow better transmission of the buzzing sound.

FILE TANG BECOMES HEX WRENCH

A hex-socket setscrew without a wrench to fit it may be worse than no setscrew at all. The tapered tang of a triangular file is



hex-shaped and will serve as a suitable wrench in an emergency. Cut the file tang at a point which will fit the particular socket setscrew. The file tang is soft and may be cut with a hack saw.

SEWING NEEDLE TESTS CIRCUITS


To save time while trouble-shooting, try soldering a medium-size sewing needle to a phone tip jack. It can be attached to your test probe and pushed through the wire you want to check. You won't have to feel



your way to the end of the wire or take off covers that have numerous screws holding them in place. To keep the needle from being damaged when not in use, push it into a cork or gum eraser.

PROTECT YOUR VOM

The plastic cases of multimeters are tough, but they can crack rather easily when they strike hard objects. Mounting a



multimeter in a simple plywood box will provide protection from both shock and dust.

Construct the box of 3/4" plywood, leaving room for the test leads as well as the

POPULAR ELECTRONICS

multitester. Wood screws, passing through holes drilled in the back of the multitester case, fasten the case to the box. A cushion of rubber or felt between case and box aids in protecting the instrument. Avoid over-tightening the hold-down screws to prevent cracking the plastic case.

A groove dadoed into the top of three sides of the box provides a means for holding a sliding lid. Such a lid may be made of pressed wood.

NOISY TUBES MAKE GOOD RECTIFIERS

Radio tubes having low or noisy output will serve as rectifier tubes for experimental radio and electronic circuits. Most tubes can be used as rectifiers simply by connecting the grid terminals to the plate, and feeding the a.c. input—either direct from the power line or from a transformer—to the plate.

RUBBER BAND STOPS NOISE

Handles on some small portable radios have a tendency to vibrate when sets are played fairly loud. This undesirable noise can be eliminated by placing a heavy rubber band around the case, holding the handle tightly, to stop the vibrations. -30-

Carl & Jerry

(Continued from page 67)

secondary. Where are you going to get that?"

"Fire up that lighter of yours, and just watch and see," Jerry said, as he busied himself with the coil and the booster-battery adapter for the flashlight.


In a few minutes, Jerry had a haywire arrangement of wires, flashlight case, and induction coil spread out on the ashy floor. Two bits of the wire from Carl's pocket had been used to form a small spark gap across the secondary of the induction coil. One terminal of the flashlight battery was connected to one end of the induction coil primary, but leads from the other side of the battery and the other side of the primary were left free.

At Jerry's direction, Carl used the rest of the wire to connect one side of the spark gap to the lightning arrester cable. The other side he stuck in the ground several feet away. Finally, Jerry connected one of the loose primary wires to the blade of the file and pressed the end of the other wire against Carl's quarter. When the quarter was drawn rapidly across the serrations of the file, the rapid making and breaking of the primary circuit of the induction coil produced a ragged blue spark discharge across the small gap.

"It works!" Jerry exclaimed. "What shall I say? Had we better start out with SOS or use the amateur emergency call, QRR?"

"Better use SOS," Carl advised as the lighter flickered out. "More people are familiar with that. Then go ahead and say something like, 'Please send help to the old

NEWARK ONLY OFFERS THESE SPECIAL BARGAINS!



Reg. \$66.50
Now 34.95

Below Cost! V-M 160 PA SYSTEM

Unbeatable Buy! Never before, priced so low! Powerful 8-watt "slide-out" amplifier and full-toned 10" Jensen Alnico V PM speaker in compact, portable case. Speaker features curvilinear cone. Amplifier has 2 inputs: phone, mike. Freq. resp.: 63-12,000 cps. Leatherette case: 13 $\frac{1}{4}$ "x9"x14 $\frac{7}{8}$ ". 30 lbs.
R1901. NET ONLY.....34.95
R1904. As above, with Model JT-30 microphone and connector. Tremendous saving!
NET.....44.95

BIG VALUE! V-M 3-SPEED CHANGER

Reg. \$64.50
Now 29.95



Below Cost!

Model 960. One of the most terrific money-saving buys of the year! Famous V-M Tri-O-Matic, 3-speed automatic record changer. Designed for use with Model 160 amplifier system above. Portable, scuff-resistant, water-proof case: 15 $\frac{1}{2}$ "x13 $\frac{3}{4}$ "x8 $\frac{7}{8}$ ". U.L. Approved. Shpg. wt., 19 lbs.
R1902. NET ONLY.....29.95
R1903. Carrying case only.....3.95

SPECIAL PURCHASE! ESPEY HI-FI COMB



Reg. \$123.50
Now 99.50

Save \$24.00!

Newark's Hi-Fi Special Value consists of Model 400 Deluxe AM-FM Tuner. Super-het chassis designed for use with Model 500 amplifier below. Has preamp for use with reluctance type phono pickup. Complete with tubes, antenna, hardware. 13 $\frac{1}{2}$ "x7 $\frac{3}{4}$ "x10". Shpg. wt., 13 lbs.
Model 500 Amplifier. Deluxe power supply and amplifier. Response: ± 1 db, 20-20,000 cps. Operates on 105-125 v., 50-60 cycles AC. 13 $\frac{1}{2}$ "x7 $\frac{1}{2}$ "x9". 13 lbs.
R1900. Tuner and Amplifier, Only.....99.50
F.O.B. Chicago. Include shpg. and ins. charges.

Send for Complete FREE CATALOG

NEWARK
ELECTRIC COMPANY

Dept. P-1, 223 W. Madison St., Chicago 6, Ill.
4736 West Century Blvd., Inglewood, California

BA's NEW 1956 FREE CATALOG

YESSIR-IT'S THE KING-SIZE CATALOG- 164 KING-SIZED (8 1/4 x 10 1/2) PAGES
OFFERS MORE ITEMS PER PAGE--IT'S EASIER TO USE...IT'S EASIER FOR YOU TO ORDER

COMPLETE GUIDE TO EVERYTHING IN RADIO, TV, ELECTRONICS

100'S OF BRAND NEW ITEMS LISTED HERE FOR THE VERY FIRST TIME

INCLUDES 21 BIG PAGES OF BARGAINS NOT FOUND IN ANY OTHER CATALOG

1956 ANNUAL CATALOG NUMBER 501

BA SINCE 1927

A Complete Buying Guide for Everything in RADIO TELEVISION ELECTRONICS

BURSTEIN-APPLEBEE CO.

Dept. PE-1012-14 McGee St., Kansas City 6, Mo.
 Send Free B-A Catalog No. 561.

Name.....
 Address.....
 City..... State.....

box factory chimney. We are imprisoned within it and—”

“All right, Charles Dickens; cut it short,” Jerry interrupted. “This quarter-and-file keying arrangement is not exactly a bug, you know. I’m going to send ‘SOS box factory stack’ over and over and let ‘em take it from there.”

With this, he started drawing the coin across the file in short and long strokes to form the respective dots and dashes. “Z-z, z-z, z-z; z-z-z-z-z-z, z-z-z-z-z-z, z-z-z-z-z-z; z-z, z-z, z-z,” hissed the little spark, and its light cast a flashing, eerie, blue glow on the intent faces of the two boys. By now it was almost completely dark inside the chimney, and Jerry “keyed” the transmitter entirely by sense of touch. Needless to say, the sending was not exactly machine-like.

After a quarter of an hour or so, the batteries grew so weak that the spark would no longer jump the gap. The bits of wire were pushed closer together and the message repeated until even this smaller gap was too much for the failing batteries.

“That’s it, I guess,” Jerry announced. “After resting a few hours, the batteries will recover enough to let us make one more short transmission; we’ll save that for daylight.”

“What frequency do you suppose we’re sending on?”

“Just about all frequencies. A spark gap emits a very broad band of frequencies, and there are no tuned circuits in this rig to peak it up.”

“Well,” Carl said disconsolately, “it looks like nobody heard it anyway—”

“Listen!” Jerry interrupted.

Faintly, but unmistakably, there came the sound of a wailing police siren. It came closer and closer and then stopped abruptly. A few minutes later, the boys heard muffled voices outside the chimney.

“Help! Help! Here in the chimney!” they shouted in unison.

Seconds later, a strong spotlight was shone into their upturned faces from the top of the chimney, and a dangling rope was let down to them. By means of this rope, the boys were hoisted up one at a time until they could reach the bottom end of the broken ladder, and then were helped on up and out of the chimney.

“I might know it would be you two,” the police sergeant said coldly, as he surveyed the begrimed but happy boys. “Every time something weird happens in this town, you jokers are mixed up in it.”

“Who picked up our message?” Jerry asked eagerly.

“Who didn’t!” the sergeant growled. “For the past half hour they’ve been ringing the police station phone off the wall. A few of the calls were from hams, Boy Scouts, and ex-Army or -Navy operators who actually picked up the message on the broadcast or short-wave bands; but dozens of calls were from irate TV viewers who were just plain mad because someone was clobbering Milton Berle on their sets—and on the very night when Marilyn Monroe was a guest star, too. Right now, you two are probably the most hated pair in this whole town!”

BUILD YOUR OWN CRYSTAL RADIO TUNER

An Exciting New MAGNA KIT for the beginner

Learn how a radio works by building your own crystal set. Perform exciting experiments that actually demonstrate how a radio signal is tuned in. Learn how a radio signal is “detected” and converted to sound in the headphones. Amaze your family and friends with your knowledge of radio theory. This Magna Crystal Radio Kit comes with wiring diagram. Requires no soldering. Simplified step-by-step instructions and it’s self-powered—needs no batteries or other power. Can be used as a High Fidelity Tuner or played through your regular radio. It’s rugged, durable and fool-proof. Plays all standard broadcast stations. Order yours today—start a profitable career in radio. Satisfaction guaranteed or money back.

\$2.95 COMPLETE
 (less headphones)
\$4.45 with headphones

FREE KIT CATALOG

Write for our latest catalog showing the entire line of Magna-Kits. Get your name on our mailing list to receive regular bulletins on our exciting new developments in electronic kits.

A & M COMPANY
 DEPT. E1 • 616 SO. SERRANO AVENUE • LOS ANGELES 5, CALIF.

Electron Tubes With Energy Like The Sun

SOLAR ELECTRONICS

To insure only top quality merchandise Solar Electronics "set tests" each electron tube in powerfully loaded chassis!

Here Is Our New Guarantee Policy:

Money back within 5 days of receipt of merchandise PLUS 5 year free factory replacement.
ALL TUBES ARE CODED BY MONTH AND YEAR!

FREE INTRODUCTORY GIFT!

Clip This Ad. With every order of \$10 or more: Popular 3 Tube Kit including 1R5, 1T4 and 3S4. With every order of \$25 or more: Popular "All American" Kit including 12SA7, 12SK7, 12SQ7, 8Z6, 50L6.

ANTENNA SPECIALS

COMPLETE OUTDOOR

ALL CHANNEL CONICAL

\$845

Includes: 8 element antenna with cross-bar, 5 ft. stainless aluminum mast chimney mount or 7" wall bracket, 8 stand offs, 50 ft. of 300 ohm wire. State your need! List \$451

NEW INDOOR ANTENNA

\$375

Brings in UHF and VHF. Use on top of TV. List \$9.95.

YOUR PRICE

USED TV SETS

Please tube guaranteed to work.

Type	Price	Console
10 inch set	\$17.50	\$20.00
12 inch set	\$22.50	\$25.00
14 inch set	\$27.50	\$30.00
16 inch set	\$32.50	\$35.00
17 inch set	\$36.00	\$38.50

FAMOUS MAKE TEST EQUIPMENT!

TUBE TESTER KIT

\$33.25

In carrying case!
 Factory wired, \$44.95.

VACUUM TUBE VOLTMETER KIT

\$24.95

Factory wired, \$37.50.

FLYBACK TRANSFORMER and YOKE TESTER KIT

\$21.75

Factory wired, \$31.75.

Test Equipment Factory Guaranteed For One Year!

EASY TERMS!

We pay all postage or freight in U.S.A., Territories and APOs. 25¢ handling on orders less than \$5. Please send 25¢ deposit with C.O.D.'s. Remember! Your money cheerfully refunded within 5 days if you are not completely satisfied.

Visit our tube and parts showroom next time you're in Harrison. A free gift awaits you!

PICTURE TUBE SPECIALS!

Type	Price	Type	Price	Type	Price
10BP4 or	\$11.25	16AP4 or	\$18.95	16JP4 or A	\$18.75
10FP4	\$14.95	16CP4 or	\$18.95	16LP4 or	\$18.75
12P4 or	\$13.95	16DP4 or	\$18.75	16RP4	\$18.50
A	\$13.95	16EP4	\$19.45	16SP4 or	\$19.25
12OP4	\$13.95	16FP4	\$19.25	16TP4 or	\$18.75
12JP4	\$13.25	16GP4	\$19.45	16UP4 or	\$18.75
12UP4	\$14.95	16HP4 or	\$18.75	16VP4	\$23.95
14BP4 or	\$15.95	16JP4 or	\$18.75	19AP4	\$24.95
14CP4	\$15.95	16LP4 or	\$18.75		
15DP4 (for Dumont)	\$17.95				

Brand New—RCA Licensed—One Year Guarantee

All Picture Tubes shipped F.O.B. Harrison, N. J.

BIGGEST VALUES! BIGGEST SELECTIONS! PARTIAL LIST ONLY!

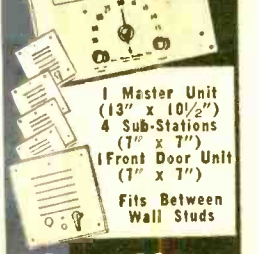
Type	Price	Type	Price	Type	Price
0A2	.67	6AC7	.65	6S07	.37
0D3 VR150	.90	6AF4	.85	6S57	.43
OZ4	.44	6AG5	.50	6T4	.89
1A4P	.30	6AG7	.75	6V8	.73
1A2GT	.45	6AH4GT	.85	6UR	.73
1A2Z	.65	6AH6	.65	6V3	.77
1B3GT	.63	6AK5	.57	6V6GT	.44
1B4P	.68	6AL5	.38	6W4GT	.38
1C5GT	.45	6AN8	1.55	6W6GT	.55
1D5GP	.40	6AN8	.99	6X4	.35
1E7GT	.40	6AQ5	.45	6X5GT	.75
1E7GT	.40	6AS6	1.50	6X8	.38
1H4G	.35	6AT6	.38	6Y6G	.49
1H5GT	.45	6AV4GT	.70	7A4	.44
1L6	.53	6AU5GT	.80	7A5	.53
1LA4	.55	6AU7	.82	7A6	.44
1LA8	.55	6AV5GT	.85	7A7	.44
1L87	.55	6AV6	.38	7B4	.43
1LC6	.81	6AX4GT	.65	7B6	.40
1LH4	.39	6BK5GT	.75	7B7	.44
1LH5	.81	6B8	.75	7C4	.44
1N5GT	.53	6B8A	.45	7C7	.44
1R5	.58	6B8C	.50	7C8	.44
1S5	.41	6BE6	.48	7C8A	.44
1T4	.49	6BF5	.42	7E5	.59
1T5GT	.37	6BF5	.42	7F7	.59
1U4	.35	6BG6G	1.10	7F8	.69
1U5	.55	6BH6	.52	7F9	.35
1V2	.63	6BJ6	.49	7H7	.69
1X2	.65	6BK5	.75	7J7	.69
2A7	.50	6BL7GT	.69	7K7	.69
2X2A	.55	6BM6	.60	7N7	.59
3A4	.55	6BQ6GT	.83	7X7	.34
3A5	.48	6BQ7	.80	7Y4	.39
3AL5	.48	6BY5G	.60	7Z4	.39
3AU6	.48	6BZ7	.80	12AT6	.38
3BC5	.56	6C4	.38	12AT7	.37
3BM6	.58	6CB6	.50	12AU6	.42
3C86	.56	6CD6G	1.10	12AU7	.52
3Q4	.43	6CUG	.50	12AV8	.38
3Q5GT	.45	6C6	.45	12AV7	.73
3S4	.52	6F6	.40	12AX4GT	.67
3V4	.52	6H6	.40	12AX7	.69
4BQ7	.92	6I4	1.50	12AZ7	.85
4BZ7	.97	6J5	.38	12B4	.69
5AQ5	.52	6J6	.50	12AB6	.45
5I4G	.45	6G4GT	.65	12B7	.69
5U8	.68	6L6	.65	12B8	.45
5V4G	.56	658GT	.74	12B65	.45
5X8	.78	65A7	.84	12B7	.69
5Y3	.49	65C7	.50	12B77	1.29
5Y4G	.35	65F5	.60	12C6	1.09
5Z3	.40	65H7	.43	12K3	.44
5Z3	.40	65J7	.43	12Q7	.44
6A7	.53	65K7	.44	12SA7	.43
6B4	.53	65L7GT	.53	12SQ7	.59
6B4	.53	65M7GT	.53	8002	1.19

QUANTITY USERS! Your initial order of \$150 or more entitles you to our special discount OR free gift offer. Yes, either a Deluxe "60" Remington Razor (retail \$28.50) or 10% Discount is yours. Tell us which you prefer!

SOLAR ELECTRONICS Post Office Square ESsex 4-5300

Save! Install Your Own MUSIC-RADIO-INTERCOM System

Musi-Kom Brings New Comfort and Convenience to Every Room!



Musi-Kom

It had to come! A combination music-radio-intercom system for homes! Musi-Kom is the system home builders all over the country are installing in new homes, available now, for the first time as a do-it-yourself item. This attractive, functional, built-in-the-wall system allows you to send and receive messages from the master unit to all rooms . . . to enjoy radio programs or recorded music in every room . . . to answer the front door from the master unit . . . and contains this sensational "baby-sitter" feature that all parents love, simply adjust the controls as instructed and every sound from the baby's room will be heard throughout the house! Any handyman can install in a few hours in a house under construction, takes less than a day in homes already built. No radio or electrical knowledge is necessary. Kit is pre-assembled, ready to operate as soon as you install and plug it into an AC-DC outlet. Kit consists of one master unit, four sub-stations and one front door speaker plus all necessary wire, rough-in forms, complete, easy-to-follow instructions and sells for the amazing price of only \$99.50. Thousands now in use. Not a toy but a precision built system that will save time and footsteps and add tremendous pleasure to your home life PLUS adding hundreds of dollars in value and sales appeal to your home. Write for FREE literature and name of nearest dealer or order direct. Send cash, check or M. O. Examine 15 days. Money cheerfully refunded if not satisfied.

HOME MUSIC SYSTEMS, INC., Dept. PE, 644 Madison, Memphis, Tenn.



Superior's New Model TC-55 TUBE TESTER

FOR The Experimenter or Part-time Serviceman, who has delayed purchasing a higher priced Tube Tester. The Professional Serviceman, who needs an extra Tube Tester for outside calls. The busy TV Service Organization, which needs extra Tube Testers for its field men.

Speedy, yet efficient operation is accomplished by:

1. Simplification of all switching and controls.
2. Elimination of old style sockets used for testing obsolete tubes (26, 27, 57, 59, etc.) and providing sockets and circuits for efficiently testing the new Novel and Sub-Minar types.

You can't insert a tube in wrong socket. It is impossible to insert the tube in the wrong socket when using the new Model TC-55. Separate sockets are used, one for each type of tube base. If the tube fits in the socket it can be tested.

"Free-point" element switching system. The Model TC-55 incorporates a newly designed element selector switch system which reduces the possibility of obsolescence to an absolute minimum. Any pin may be used as a filament pin and the voltage applied between that pin and any other pin, or even the "top cap".

Checks for shorts and leakages between all elements. The Model TC-55 provides a super sensitive method of checking for shorts and leakages up to 5 Megohms between any and all of the terminals. Continuity between various sections is individually indicated. This is important, especially in the case of an element terminating at more than one pin. In such cases the element or internal connection often completes a circuit.

Elemental switches are numbered in strict accordance with R.M.A. specification.

One of the most important improvements, we believe, is the fact that the 4 position fast-action snap switches are all numbered in exact accordance with the standard R.M.A. numbering system. Thus, if the element terminating in pin No. 7 of a tube is under test, button No. 7 is used for that test.

The Model TC-55 comes complete with operating instructions and charts. Housed in rugged steel cabinet. Use it on the bench—use it for field calls. A streamlined carrying case, included at no extra charge, accommodates the tester and book of instructions.

\$26.95
NET



Superior's new Model TV-11 TUBE TESTER

* Tests all tubes including 4, 5, 6, 7, Octal, Lock-in, Peanut, Beam, Hearing Aid, Tantalum Miniatures, Sub-miniatures, Novals, Sub-minars, Proximity fuse types, etc.

* Uses the new self-cleaning Lever Action Switches for individual element testing. Because all elements are numbered according to pin-number in the RMA base numbering system, the user can instantly identify which element is under test. Tubes having tapped filaments and tubes with filaments terminating in more than one pin are truly tested with the Model TV-11 as any of the pins may be placed in the neutral position when necessary.

EXTRA SERVICE - The Model TV-11 may be used as an extremely sensitive Condenser Leakage Checker. A relaxation type oscillator incorporated in this model will detect leakages even when the frequency is one per minute.

* The Model TV-11 does not use any combination type sockets. Instead individual sockets are used for each type of tube. Thus it is impossible to damage a tube by inserting it in the wrong socket.

* Free-moving built-in roll chart provides complete data for all tubes.

* Newly designed Line Voltage Control compensates for variation of any line voltage between 105 Volts and 130 Volts.

* NOISE TEST: Phono-jack on front panel for plugging in either phones or external amplifier to detect microphonic tubes or noise due to faulty elements and loose internal connections.

The Model TV-11 operates on 105-130 Volt 60 Cycle A.C. Comes housed in a beautiful hand-rubbed oak cabinet complete with portable case.

\$47.50
NET



Superior's New Model TV-12 TRANS-CONDUCTANCE TUBE TESTER

TESTING TUBES
* Employs improved TRANS-CONDUCTANCE circuit. An in-phase signal is impressed on the input section of a tube and the resultant plate current change is measured. This provides the most suitable method of simulating the manner in which tubes actually operate in Radio & TV receivers, amplifiers and other circuits. Amplification factor, plate resistance and cathode emission are all correlated in one meter reading.

* NEW LINE VOLTAGE ADJUSTING SYSTEM. A tapped transformer makes it possible to compensate for line voltage variations to a tolerance of better than 2%.

* SAFETY BUTTON - protects both the tube under test and the instrument meter against damage due to overload or other form of improper switching.

* NEWLY DESIGNED FIVE POSITION LEVER SWITCH ASSEMBLY. Permits application of separate voltages as required for both plate and grid of tube under test, resulting in improved Trans-Conductance circuit.

TESTING TRANSISTORS
A transistor can be safely and adequately tested only under dynamic conditions. The Model TV-12 will test all transistors in that approved manner, and quality is read directly on a special "transistor only" meter scale.

The Model TV-12 will accommodate all transistors including NPN's, PNP's, Photo and Tetraodes, whether made of Germanium or Silicon, either point contact or junction contact types.

Model TV-12 housed in handsome rugged portable cabinet sets for only

\$72.50
NET

ALSO TESTS TRANSISTORS!

ABOUT TESTING PICTURE-TUBES...

Of course you can buy an "adapter" which theoretically will convert your standard Tube Tester into a picture-tube tester. Sounds fine—but it simply doesn't work out that way! We do not make nor do we recommend use of C.R.T. adapters because a Cathode Ray Tube is a very complex device and to properly test it, you need an instrument designed exclusively to test C.R. Tubes and nothing else. As compared to a makeshift adapter, which sells for about five dollars, our Model TV-40 C.R.T. Tube Tester sells for \$15.85. But, if you believe

that television is here to stay, then you must agree that the difference in price is more than justified by the many years of valuable service you will get out of this indispensable instrument.

Incidentally, the Model TV-40 is the ONLY low-priced C.R.T. Tube Tester, which includes a real meter. Neons are fine for gadgets and electro-line testers, but there is no substitute for a meter with an honest-to-goodness emission reading scale.



Superior's New Model TV-40 C. R. T. TUBE TESTER

Tests ALL magnetically deflected tubes... In the set... out of the set... In the carton!!

Tests all magnetically deflected picture tubes from 7 inch to 30 inch types.

Tests for quality by the well established emission method. All readings on "Good-Bad" scale.

Tests for inter-element shorts and leakages up to 5 megohms.

Test for open elements.

EASY TO USE: Simply insert line cord into any 110 volt A.C. outlet, then attach tester socket to tube base (then trap need not be on tube). Throw switch off for quality test... read direct on Good-Bad scale. Throw switch down for all leakage tests.

Model TV-40 C.R.T. Tube Tester comes absolutely complete—nothing else to buy. Housed in round cornered, milled bakelite case. Only

\$15.85
NET

EXAMINE BEFORE YOU BUY!
USE APPROVAL FORM ON NEXT PAGE



Superior's new
Model 670-A

SUPER METER

A COMBINATION VOLT-OHM MILLIAMMETER PLUS
CAPACITY REACTANCE INDUCTANCE AND DECIBEL MEASUREMENTS

SPECIFICATIONS:

D.C. VOLTS: 0 to 7.5/15/75/150/750/1,500/7,500 Volts
A.C. VOLTS: 0 to 15/30/150/300/1,500/3,000 Volts
OUTPUT VOLTS: 0 to 15/30/150/300/1,500/3,000 Volts
D.C. CURRENT: 0 to 1.5/15/150 Ma. 0 to 1.5/15 Amperes
RESISTANCE: 0 to 1,000/100,000 Ohms 0 to 10 Megohms
CAPACITY: .001 to 1 Mfd. 1 to 50 Mfd. (Good-Bad scale for checking quality of electrolytic condensers)
REACTANCE: 50 to 2,500 Ohms, 2,500 Ohms to 2.5 Megohms
INDUCTANCE: 15 to 7 Henries 7 to 7,000 Henries
DECIBELS: -6 to +18 +14 to +38 +34 to +58

ADDED FEATURE:

Built-in ISOLATION TRANSFORMER
reduces possibility of burning out
meter through misuse.

The Model 670-A comes housed in a rugged, crackle-finished steel cabinet complete with test leads and operating instructions.

\$2840
NET



Superior's New
Model 770-A

VOLT-OHM MILLIAMMETER

USING THE NEW "FULL-VIEW" METER

71% MORE SCALE AREA!!

Yes, although our new FULL-VIEW D'Arsonval type meter occupies exactly the same space used by the older standard 2 1/2" Meters, it provides 71% more scale area. As a result, all calibrations are printed in large easy-to-read type and for the first time it is now possible to obtain measurements instead of approximations on a popular priced pocket-sized V.O.M.

Features

- Compact—measures 3 1/8" x 5 7/8" x 2 1/4"
- Uses "Full View" 2% accurate, 850 Microampere D'Arsonval type meter
- Housed in round-cornered, molded case
- Beautiful black etched panel. Depressed letters filled with permanent white, insures long-life even with constant use.

Specifications

6 A.C. VOLTAGE RANGES: 0-15/30/150/300/1500/3000 Volts. 6 D.C. VOLTAGE RANGES: 0-7.5/15/75/150/750/1500 Volts. 2 RESISTANCE RANGES: 0-10,000 Ohms. 0-1 Megohm. 3 D.C. CURRENT RANGES: 0-15/150 Ma., 0-1.5 Amps. 3 DECIBEL RANGES: -6 db to +18 db., +14 db to +38 db., +34 db to +58 db.

The Model 770-A comes complete with self-contained batteries. Test leads and all operating instructions. Only

\$1585
NET


Superior's New
Model
TV-50

GENERATOR

A versatile all-inclusive GENERATOR which provides ALL the outputs for servicing:
A.M. Radio • F.M. Radio • Amplifiers • Black and White TV • Color TV

7 Signal Generators in One!

- ✓ R. F. Signal Generator for A.M.
- ✓ R. F. Signal Generator for F.M.
- ✓ Audio Frequency Generator
- ✓ Bar Generator
- ✓ Cross Hatch Generator
- ✓ Color Dot Pattern Generator
- ✓ Marker Generator



R. F. SIGNAL GENERATOR: The Model TV-50 Generator provides complete coverage for A.M. and F.M. alignment. Generates Radio Frequencies from 100 kilocycles to 60 Megacycles on fundamentals and from 60 Megacycles to 280 Megacycles on second harmonic.

VARIABLE AUDIO FREQUENCY GENERATOR: In addition to a fixed 400 cycle sine-wave audio, the Model TV-50 Generator provides a variable 300 cycle to 20,000 cycle peaked wave audio signal.

BAR GENERATOR: The Model TV-50 projects an actual Bar Pattern on any TV Receiver Screen. Pattern will consist of 4 to 16 horizontal bars or 7 to 20 vertical bars.

CROSS HATCH GENERATOR: The Model TV-50 Generator will project a cross-hatch pattern on any TV picture tube. The pattern will consist of non-drifting horizontal and vertical lines interlaced to provide a stable cross-hatch effect.

DOT PATTERN GENERATOR (FOR COLOR TV) Although you will be able to use most of your regular standard equipment for servicing color TV, the one addition which is a "must" is a Dot Pattern Generator. The Dot Pattern projects on any color TV Receiver tube by the Model TV-50 will enable you to adjust for proper color convergence.

MARKER GENERATOR: The Model TV-50 produces all the and from 100 to 100,000 cycles per second. The following markers are provided: 181 Kc., 202.5 Kc., 450 Kc., 600 Kc., 1000 Kc., 1400 Kc., 1600 Kc., 2000 Kc., 2500 Kc., 2570 Kc., 4.5 Mc., 5 Mc., 10.7 Mc., 15759 Kc. is the color burst frequency.)

THE MODEL TV-50 comes absolutely complete with shielded leads and operating instructions. Only

\$4750
NET

SHIPPED ON APPROVAL NO MONEY WITH ORDER — NO C. O. D.

Try any of the instruments on this or on the facing page for 10 days before you buy. If completely satisfied then send down payment and pay balance as indicated on coupon. **No Interest or Finance Charges Added!** If not completely satisfied return unit to us, no explanation necessary.

MOSS ELECTRONIC DISTRIBUTING CO., INC.
Dept. D-193, 3849 Tenth Ave., New York 34, N. Y.

Please send me the units checked. I agree to pay down payment within 10 days and to pay the monthly balance as shown. It is understood there will be no finance, interest or any other charges, provided I send my monthly payments when due. It is further understood that should I fail to make payment when due, the full unpaid balance shall become immediately due and payable.

- Model 670-A Total Price \$28.40
\$7.10 within 10 days. Balance \$3.50 monthly for 6 months.
- Model TV-11 Total Price \$47.50
\$11.50 within 10 days. Balance \$6.00 monthly for 6 months.

- Model TV-40 Total Price \$15.85
\$3.85 within 10 days. Balance \$4.00 monthly for 3 months.
- Model TV-50 Total Price \$47.50
\$11.50 within 10 days. Balance \$6.00 monthly for 6 months.

- Model TC-55 Total Price \$26.95
\$6.95 within 10 days. Balance \$5.00 monthly for 4 months.
- Model TV-12 Total Price \$72.50
\$22.50 within 10 days. Balance \$10.00 monthly for 5 months.

Name _____
Address _____
City _____ Zone _____ State _____

Model 770-A Total Price \$15.85
\$3.85 down payment. Balance \$4.00 monthly for 3 months.

AMA-TOURING

with Roger Legge



THERE HAS BEEN a remarkable improvement in DX conditions on the higher frequency bands during the past several months. The sunspot numbers have been increasing even faster than predicted, and the opening of the 21-mc. and 28-mc. bands has been more rapid than expected.

The 21-mc. band opened in September for transmissions from Africa and Latin America, and occasionally from Europe. Since October, this band has been open for Europeans almost daily, from about 0700 EST until 1300 or later. The 21-mc. band has replaced the 14-mc. band as the best band for reception from Europe and Africa. It has also opened for reception from Asia, mainly on the West Coast.

The 28-mc. band opened in October for Africa and Latin America, providing good DX conditions for the first time in several years. This band has also provided DX from Europe

- VE8MC Mould Bay, Prince Patrick Island
- VE8MD Isachsen Island
- VE8ME Clyde River, Baffin Island
- VE8ML Alert, Ellesmere Island
- VE8PX Resolution Island
- VE8RT Frobisher Bay, Baffin Island
- VE8SP Nottingham Island

These stations are heard mainly on the 14-mc. band, generally between 14.10 and 14.20 mc., and around 14.31 mc.

During the summer and fall months, a number of W and K stations were heard operating portable from the VE8 area, but most of these appear to have returned further south by now, except for W9RJV/VE8 on Resolution Island.

K2MEA, who operated from Frobisher, Baffin Island, advises that he sold his transmitter to VE8RT and VE8SA, and that he is now back in the United States. W0CFJ, who also was at Frobisher, is now operating portable VO6 from Goose Bay, Labrador.

A. J. Smyth, formerly chief operator of VE8PF, Padloping Island, writes that the weather station there is operated by the Air Services Section of the Canadian Department of Transport. VE8PF handled traffic for many parts of Baffin Island, and also for KG1AG, the Greenland Icecap Survey Team. About 5000 messages were cleared between W9NZZ and VE8PF during the past year.

Phone DX on All Bands

Reports on the DX stations that you are hearing will be appreciated, including frequency and times heard, and any other information of interest regarding them.

Here are the reports for this month. All times are 24-hour EST. All stations are phone unless stated otherwise.

ASIA & OCEANIA

Antarctica—VP8BD, Grahamland, was heard on 21.19 mc. at 1900-2030. (*Don Kenny, Calif.*)

Australia—The VK's are coming through on the 28-mc. band at 1700-1900, including VK4HD, 28.47, and VK4XJ, 28.49 mc. (*Kenny*)

Reception on the 14-mc. band continues around 0700-0900. Stations heard were: VK2JZ, 14.11; VK3AHC, 14.20; VK3OC, 14.175; VK5CE, 14.14; VK7CK, 14.11. (*Kurt Meyers, Ohio*)

VK3ATN was heard on 7.10 mc. at 0700.

Caroline Islands—KC6CG has been noted on 14.20 mc. at 0900. (*Curt Swenson, Minn.*)

RESOLUTION ISLAND - CANADIAN ARCTIC

W9RJV / VE8

RADIO: *2:05* CONFIRMING QSO OF 1992

AT: *AM* ST UR MC. FREQ SIGS RST.

XMT: *3C: 6/0* W. INP. RCVR: *AC: 1/3*

PSE QSL TNX. 73 CAPT ARTHUR BRUNN
8204 ACADIA BOON
400 037
NEW YORK, N. Y.

This QSL card is from the Canadian Arctic.

in the eastern United States and from Oceania in western states, although reception from these areas has been somewhat irregular.

Now is the time to watch the 21-mc. and 28-mc. bands for many countries that are difficult to hear on the 14-mc. band.

Canadian Arctic Stations

Amateur stations on many of the islands in Northern Canada are providing interesting reception from that area. They are located at isolated weather stations in the Arctic area, and most of the operators are there for a year. Amateur radio gives them a means of contacting their families and friends. The following stations are active in the Canadian Arctic:

- VE8MA Eureka Sound, Ellesmere Island
- VE8MB Resolute Bay, Cornwallis Island

Fiji Islands—VR2CG was heard on 21.17 mc. at 1500. (Kenny)

Israel—4X4DK was picked up on 7.07 mc. at 2100 contacting Latin Americans. 4X4DK, 21.265, and 4X4GB, 21.15, are heard around 0700-0900 with good signal strength. (RL)

Japan—The KA's are coming through now on the 21-mc. band. Heard at 1730-1830 were: KA2GS, 21.22; KA8AB, 21.15; and KA8SD, 21.10. Only a few of the KA's have remained active since handling of third party traffic was eliminated. In addition to the ones listed above, these include: KA2CY, KA2KS and KA2LZ. (Kenny)

Midway—KM6AX was heard on 21.26 at 1650. He stated that except for a midday schedule with the Pacific Islands his operation is irregular. (Kenny)

New Zealand—ZL's observed on the 28-mc. band around 1930 are: ZL1IX, 28.30; ZL1UP, 28.37; ZL2CY, 28.41; ZL3JN, 28.01 mc. (Kenny)

Okinawa—KR6CR was heard on 21.10 mc. at 1820. (Kenny)

Portuguese Timor—CR10AY has been picked up on 14.18 mc. at 0745. (Herbie Krueger, Texas)

AFRICA

Algeria—FA8IH was heard on 21.19 mc. at 0700.

Angola—CR6BX is now on 21.25 at 1530 and on 28.36 at 1300. (Emmet Riggle, Ohio; RL)

Bechuanaland—ZS9G has been observed on 28.37 mc. at 1330.

Belgian Congo—OQ5AU was heard on 21.20 at 1400. (Howard Hodge, Conn.)

OQ5FC, on 14.125 mc., was heard at 0930. (Kenny)

Canary Islands—EA8AI is noted on 14.165 at 0730.

French West Africa—FF8AK, Dakar, was picked up on 21.18 at 1530. (Hodge)

Gold Coast—ZD4BV has been heard on 21.21 mc. at 1650 (Meyers)

Italian Somaliland—I5PP was observed at 0830 on the 14-mc. band. (Krueger)

Kenya—VQ4AO is coming through on 14.185 at 1700. (Malcolm Ringel, Georgia)

VQ4EO was heard on 21.125 at 1530. (Riggle)
VQ4RF continues to be very active, operating around 21.20 mc.

Liberia—EL3A apparently operates mainly on Sundays. He is heard around 1300-1500 on about 21.22 mc.

Morocco—CN8MM, 21.19 mc., was noted on the West Coast at 1315. (Kenny)

South Africa—The ZS's are being heard well on the 28-mc. band at 1100-1400, including: ZS1B, 28.39; ZS1BK, 28.30; ZS1KK, 28.16; ZS6CV, 28.22; ZS6ID, 28.45; ZS6JZ, 28.32; ZS6LR, 28.30; and ZS6NK, 28.35.

Southwest Africa—ZS3BC was picked up on 21.18 mc. at 1420. (Hodge)

Tanganyika—Heard at 1200-1400 are: VQ3DQ, 21.185; VQ3ES, 21.16; and VQ3SK, 21.14 mc. (RL)

Tangier—KT1WX was observed on 21.21 mc. at 1050. (Kenny)

Uganda—VQ5EK and VQ5FS were both heard on 21.235 at 1330, causing interference to each other. (RL)

Zanzibar—VB1EX is now on 21.295 at 1445. He stated that he would try to be on more in


January, 1956

LOOK

what \$35⁹⁰ buys...



New EMC
Model 209



TUBE TESTER AND REJUVENATOR*

"YOU CAN HOLD THIS MINIATURIZED INSTRUMENT IN ONE HAND... a revolutionary new development, it gives fast, absolutely accurate checks for tube quality, shorts, leakages, continuity, and opens on all modern and future tubes... uses standard emission test for quick readings on modern, 3 1/2" plastic meter... flexible switching system prevents obsolescence. This professional instrument also rejuvenates picture tubes with the Model CRA (Picture Tube Test Adaptor)*... specially designed by advanced engineering techniques, its handy size (6 3/4" x 7 1/2" x 4") makes it ideal for home calls."

EMC Model 209

(as illustrated in Hammertone metal case) \$35.90

In oak carrying case 38.50

Kit form 25.90

Complete with plastic-covered, detailed instruction book and tube listings.

*EMC Model CRA

(Picture Tube Adaptor) 4.50



Yes, send me full technical information about Model 209 and a complete catalog of other EMC Instruments. PE-2

NAME _____

STREET _____


CITY _____ STATE _____

EMC ELECTRONIC MEASUREMENTS CORP.
250 LAFAYETTE STREET
NEW YORK 12, NEW YORK

EXPORT DEPT. - 370 BROADWAY, N. Y. 13, N. Y.

NOW!

Build your own ELECTRONIC LIGHT-ACTUATED CONTROLLER



NEW!
SENSATIONAL!
Printed Circuit
Photo-Controller Kit
1956 Model
only \$10.95

- Cut out TV commercials
- Control lighting at home or store
- Operate safety controls
- Install garage door opening system
- Hundreds of practical uses

Easy to Assemble. No technical expertise required. Compact, lightweight, designed for high efficiency, low cost and long life. No additional parts needed.

All Parts Guaranteed. Kit includes X-L Photoconductor, printed circuit board, resistors, thyatron trigger tube, capacitor, and sensitive 10 amp. relay. Non-filament type tube eliminates burn-outs. Optical system not required in most uses. **School inquiries invited.**

ALPHATOM ELECTRONICS

317 South Western Avenue Chicago 12, Illinois

ORDER TODAY

ALPHATOM ELECTRONICS
317 SOUTH WESTERN AVE.
CHICAGO 12, ILLINOIS

Gentlemen: Please send () photo-controller kits. Enclosed is check or money order for \$.....

NAME

ADDRESS

CITY..... STATE.....

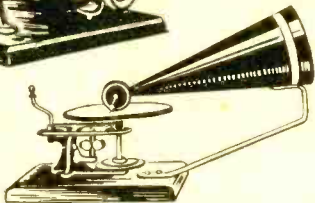
ARE THESE IN YOUR ATTIC?

WANTED



Berliner Gramophone
(illustrated).

Toy Gramophone or Phonograph
(illustrated).



ALSO

WANTED . . .

- Columbia Grand Graphophone.
- Hill Talking Machine.
- Improved Gramophone (Zon-o-phone).
- Eagle Graphophone.
- Victor Models A, B, C & D.
- Friend Talking Machine.
- Columbia AY Disc Graphophone.
- Edison Concert Phonograph.
- Edison and Columbia Coin Machines.

AND Miscellaneous disc and cylinder phonographs with "outside" horns.

Send snapshot and description to
POPULAR ELECTRONICS, Box 50
366 Madison Ave., N. Y. 17, N. Y.

order to give the fellows a chance to contact this rare country. (*Krueger*)

EUROPE

Austria—OE5JK was picked up on 14.21 at 1500. (*Ringel*)

The 21-mc. band provided signals at 0730-0830 from: OE5AQ, 21.44; OE5CK, 21.165; OE6DK, 21.365; and OE6WK, 21.165.

Czechoslovakia—OK100 has been heard on 21.145 at 1400.

Finland—OH2OP is noted on 21.42 at 0800.

Germany—DJ1BZP has been putting through very good signals on 7.06 mc. around 2000-

Last-Minute Flashes!

The 21-mc. band continues to provide more good DX stations, including: CR9-RH, Macao, on 21.20 mc. at 0800; CT3-CN, Madeira, on 21.10 mc. at 1230; EA9AZ, Spanish Morocco, on 21.15 at 1300; ET2AB, Eritrea, on 21.20 at 1500; FB8BC, Madagascar, on 21.15 mc. at 1300; FY7YE, French Guiana, on 21.15 at 1000; HA5KBA, Hungary, on 21.15 at 1000; JA3BB, Japan, on 21.15 mc. at 1700; VQ2SK, Northern Rhodesia, on 21.14 mc. at 1400; VS6AE, Hongkong, on 21.15 mc. at 1000; ZB1EB, Malta, on 21.16 mc. at 1300; ZD1SW, Sierra Leone, on 21.22 mc. at 1300; ZD9AD, Gough Island (south of Tristan da Cunha), on 21.15 mc. at 1300; ZS9G, Bechuanaland, on 21.23 at 1700; 4X4FQ, Israel, on 21.26 mc. at 1330.

On the 14-mc. band, additional stations reported are: CR7AD, Mozambique, on 14.145 mc. at 2330; ET2US, Eritrea, on 14.18 at 1430; FC9UC, Corsica, on 14.15 at 0930; VK1DC, Macquarie Island, on 14.15 at 2400; VP8AQ, South Shetland Islands, on 14.11 mc. at 1900; VQ8AL, Mauritius, on 14.15 at 1500; VU2VH, India, on 14.15 at 0930; 9S4BC, Saarland, on 14.13 mc. at 0900.

The 28-mc. band continues to improve, with the following reception reported: CR6BQ, Angola, on 28.34 at 1330; CR7AD, Mozambique, on 28.37 at 1400; GD3ENK, Isle of Man, on 28.46 at 1300; VQ2AT, Northern Rhodesia, on 28.42 at 1330; VQ4AU, Kenya, on 28.10 mc. at 1330; ZD1TZ, Sierra Leone, on 28.12 mc. at 1500.

(Contributors: *Howard Hodge, Conn.; Emmet Riggle, Ohio; George Chatfield, N. Y.; Rodney Johnson, Va.*)

2300. DL1AU, 7.095, and DL4UZ, 7.075, were also heard at that time.

Greece—SVØWM was observed on 14.19 at 1800. (*Ringel*)

SVØWT was heard on 28.25 at 1000.

Isle of Man—GD3ENK has been fairly active. He is heard on about 21.27 mc. around 0800.

Northern Ireland—GI3HAJ, 21.30, and GI5AJ, 21.23, were picked up at 0800.

Norway—LA5YE was heard on 21.23 at 1300 and on 14.15 at 1400.

Trieste—I1BLF was noted on 21.445 mc. at 0800.

AMERICAS

Alaska—KL7AZN has been observed on 14.25 mc. at 2100. (Ringel)

KL7ALZ, 21.26, and KL7RE, 21.26, were heard at 20.15. (Kenny)

Bolivia—CP5EK is now on 21.24 at 1515 and 2100, using single sideband. (Hodge, Kenny)

British Honduras—VP1HA has been the most active station from this country. He is heard on 14.19 around 2000.

Guatemala—TG9AD has been active on all



Patsy Nikodem, of West Allis, Wis., became interested in short-wave radio when she picked up an amateur station on the amplifier of her electric guitar.

bands. He was heard on 7.07 at 2100, on 14.17 at 1500, on 21.17 at 0800, and on 28.28 at 1600.

Martinique—FM7WF was picked up on 14.11 at 0715. (Johnny Lewis, S. C.)

FM7WN is coming through on 14.20 at 0700 and on 21.15 at 0900. (Ringel)

FM7WQ was heard on 21.16 at 1615. (Kenny)

Nicaragua—YN5AV, a rarely heard YN district, was picked up on 14.15 at 2200.

Panama—HP3FL has been observed on 27.50 mc. at 1330. (Swenson)

Turks and Caicos Islands—VP5GB, a new one in the Turks Islands, was heard on 14.19 at 1100. QSL's should be sent to W00UZ.

C.W. DX Reports

Robert Winn, reporting from Germany, lists c.w. DX heard as follows: SP6WM, Poland, 7.023 mc. at 1640; UC2KAB, Biorussia, 7.029 at 1640; Y12AM, Iraq, 14.06 at 1815; ZA2G, Albania, 14.085 at 2030; and ZD2NWW, Nigeria, 14.02 at 1705.

Disc and Tape Review

(Continued from page 72)

it is obvious that there were four previous symphonies. For our romantic period this month, I have chosen the *Second Symphony* of Dvorak. This vigorous work has never been played much, but in the past few years a new appreciation for it has grown and it is programmed much more frequently. As a consequence of this activity, the record companies forgot their apathy towards the

January, 1956



NEW FOR '56!
CREDIT-BONUS PLAN!
FIRST TIME EVER IN ELECTRONICS!

EVERY PURCHASE GOOD FOR "CREDITS" TOWARD YOUR FREE BONUS KIT!

As always...
Your Choice of ANY KIT FREE WITH EACH \$10 ORDER!

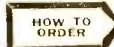
HERE'S HOW IT WORKS:

- With your first purchase under the plan, you are issued a Credit-Bonus Card, showing 1 credit for each dollar of your purchase.
- You send your Credit-Bonus Card with each subsequent order, to have your credits entered.
- When your Credit-Bonus Card shows 10 credits, you automatically get the kit you choose, FREE!

START EARNING YOUR FREE BONUS KIT TODAY!

- 60 MICA CONDENSERS.** Rare buy! Postage stamp type. 25 values. .00001 to .01 mf. Many silver. 5% too! Wt. 1/2 lb. **\$1** Reg. \$17.
- 50 CERAMIC CONDENSERS.** A Kit King first! 25 values in disc, button & tubular ceramics: 5 mmf. to .01 mf., to 1000 V. Duals, too! Wt. 1/2 lb. Reg. \$15.
- 25 TUBE SOCKETS.** USA first! Subminiatures. 8 & 9-pin miniatures. 4, 7, 8-pins. Radio, TV, lab must! Wt. 1 lb. Reg. \$9.
- 15 VOLUME CONTROLS.** More-for-less! 10 values, concentric & WW, too! Some w/switch. Wt. 1 lb. Reg. \$13.
- 15 ROTARY SWITCHES.** Scoop! Single & dual gangs. Experimenters, note! Wt. 2 lbs. Reg. \$14.
- 10 TOGGLE, MICRO, PUSH SWITCHES.** Builders' special! Wide variety, with 10 "on-off" plates. Wt. 1 lb. Reg. \$8.
- 10 CHASSIS.** Never before! 1, 2, 3, 4 & 6 tube chassis, for amplifiers, pre-amps, power supplies, etc. Shop must! Wt. 3 lbs. Reg. \$9.
- 30 BATHTUB & TUBULAR OILS.** Wide variety of values. .005 to 2 mf., up to 67,600 V. Wt. 3 lbs. Reg. \$25.
- 60 TUBULAR CONDENSERS.** 25 values. .00035 to 1 mf. to 600 V. Miniatures, too! Wt. 2 lbs. Reg. \$10.
- 60 CARBON RESISTORS.** Insulated. 35 values: 15 ohms to 10 meg; 1/2, 1 & 2 w. Many 1 & 5%, famous Allen Bradley, too! Wt. 1/2 lb. Reg. \$18.
- 125 CARBON RESISTORS.** 40 values: 100 ohms to 1 meg; 1/2, 1 & 2 w. Many 5%. Uninsulated. Wt. 1 lb. Reg. \$21.
- 2000 PCS. HARDWARE.** Screws, washers, lugs, grommets, etc. Wt. 3 lbs. Reg. \$11.
- 1000 PCS. SPAGHETTI.** Precut for shop use. Lengths to 4". 8 sizes: #18 thru #34. Wt. 1/2 lb. Reg. \$7.
- 8 PC. NUTDRIVER KIT.** Plastic handle, 3/16, 7/32, 1/4, 5/16, 11/32, 3/8, 7/16" steel socket wrenches in plastic case. Wt. 1/2 lb. \$3.50 value.
- 75 FT. ROLLS WIRE.** Plastic & cloth insulated. Solid and stranded. #18 to 24. Ass'd. colors. Wt. 1 lb. Reg. \$5.
- 10 TWIST LOCK ELECTROLYTICS.** 5 to 100 mf., up to 450 V. Each can different values. All multiple sec. tions. Wt. 3 lbs. Reg. \$18.
- 40 MOULDED CAPACITORS.** Steatite cased, domino, postage stamp types. .001 to 0.1 mf. Ass'd. popular values. Wt. 2 lbs. Reg. \$14.
- 20 POWER RESISTORS.** Wirewound. 20 values to 10,000 ohms; 5 to 50 w. Cased, tubular. Wt. 1 lb. \$11 Reg. \$12.
- 4 POPULAR DIODES.** Exclusive! One each, 1N21, 1N22, 1N23, 1N41. In poly bag. Shop must! Reg. \$11.
- 200 COIL FORMS,** ceramic and bakelite. 25 sizes, \$2.00 value. Wt. 2 lbs. \$1
- 15 PRECISION RESISTORS.** 15 values, up to 100 meg. Carbon-film and WW. 1% tol. 1/2 to 2 w. Wt. 1/2 lb. Reg. \$18.
- 50 RF COILS & CHOKES.** Shop ass'd. 20 types: osc., peaking, RF, slug-tuned. Wt. 1 lb. Reg. \$21.
- 70 TERM. POSTS & STRIPS.** Ass'd. binding posts, screw & solder lug strips (1 to 9 terms.) Wt. 1/2 lb. Reg. \$5.
- 25 INSTR. KNOBS.** Eqp't. types. Ass'd. bakelite round, knurled, pointer, skirted. Set screws & brass insert. Wt. 2 lbs. Reg. \$12.
- 40 TRIMMERS.** New! Lowest USA price! Pop. mica compression trimmers, 12 ass'd. values. Singles, duals, tri-ples. Wt. 1 lb. Reg. \$16.
- 75 KNOBS** for radio, TV, appliances. Some worth 25c. Push & set-screw types. Wt. 1 lb. Reg. \$8.
- 10 TV & RADIO IF XFMR'S.** Popular replacement IF's. Some double trimmer types. Wt. 2 lbs. Reg. \$3.50.
- 150 COMPONENTS.** Wow! Wire; electrolytic; paper, moulded, statite tubulars; disc ceramics; mica; resistors. Precut leads. Wt. 1 lb. Reg. \$18.
- 10 ELECTROLYTICS.** Ass'd. FP and tubular types. 8 to 1000 mf., to 450 V. Multiple sections, too! Reg. \$12. Wt. \$1 1 lb.
- 30 DISC CONDENSERS.** ceramic. Scoop! 4.7 mmf to .01 mf. Ass'd. values; to 1000 V. Duals, too! Wt. 1/2 lb. \$1 Reg. \$12.30.
- G-E PRE-AMP. KIT** for magnetic cartridges. Chassis, net and schematic for famous pre-amp equalizer. (68C7 tube, 69c extra Q) Wt. 1 lb. \$1 Reg. \$4.50.
- 8-PC. POCKET TOOL CHEST.** Workshop must! Chisel, awl, tack, liter. Phillips #0 & #1, 3/16 & 1/8 screwdrivers, plastic handle. A \$3.50 value! Wt. \$1 1 lb.

WRITE FOR NEW 1956 BARGAIN BULLETIN!



Check items wanted. Return entire ad with check or M.O. Incl. sufficient postage, excess returned. C.O.D. orders 25% down. Rated, Net 30 days.

Name..... (Please PRINT)
Street.....
City..... Zone..... State.....
Enclosed \$..... for kits. \$..... for postage.

LEKTRON SPECIALTIES
25 GARDNER STREET
CHELSEA 50, MASS.

Visit Our New Showroom At 131 Everett Avenue, Chelsea

Free

ALLIED'S SPECIAL 100-PAGE HI-FI CATALOG

Send for it



This 100-page book is your guide to an easy understanding of Hi-Fi. Shows you how to own the best for less. Offers the world's largest selection of Hi-Fi systems and components. Write for this invaluable catalog today—it's FREE.

ALLIED RADIO America's Hi-Fi Center

ALLIED RADIO CORP., Dept. JJ-16
100 N. Western Ave., Chicago 80, Ill.

Send FREE High Fidelity Catalog.

Name _____

Address _____

City _____ Zone _____ State _____

TRAIN FOR CAREER IN ENGINEERING OR COMMERCE

BACH. SC. DEGREE IN 27 MONTHS in Mech., Civil, Elect., Chem., Aero., Radio (TV-Electronics) Engineering. IN 36 MONTHS in Bus. Adm. (Gen. Bus., Acctg., Motor Transport Mgt.) . . . capable students faster. Visit campus, see well-equipped labs. Heavy demand for graduates. Placement service. Prep courses. Approved for Vets. Enter March, June, Sept., Jan. Low cost. Write Jean McCarthy, Dir. Adm., for "Your Career in Eng. & Com."

at TRI-STATE COLLEGE 3616 College Ave. Angola, Indiana

Ready Now! Two Timely Low Cost Books "PRINTED CIRCUITS AND PRINTED WIRING"



Printed circuits are now standard in virtually all new television, radio and hi-fi amplifier production. Completely new service techniques are required to repair these circuits. This new Sprayberry book covers types of printed circuits with service instructions for each. Shows how to replace defective components and repair foil. Covers tools and equipment needed; profusely illustrated. Just off the press—send for yours today.

"RADIATION DETECTORS, GEIGER and SCINTILLATION COUNTERS"

The most up-to-date book available covering operation and servicing of uranium and other radiation ore prospecting equipment. Thoroughly explains operation and theory of geiger and scintillation counters; covers types of tubes used and methods for obtaining high operating voltages from low voltage sources. Covers proper servicing procedure and calibration. Enables any electronic technician to earn top money servicing these units. Illustrated with pictures, diagrams and service charts.

Each Book
Only
50¢
POSTPAID

Send 50¢ coin (no stamps) for one or \$1.00 for both
SPRAYBERRY ACADEMY OF RADIO
Dept. 105-GA • 111 N. Canal St. • Chicago 6, Illinois

work and now we have three recordings in the LP catalog. Unfortunately, only one of the three discs can qualify as being hi-fi in sound quality, and this—unhappily—is not the best performance.

Topping the list, and a first-class recording in all aspects, is the Schmitt-Isserstedt reading on a London disc. Here we have sound of supercharged realism . . . one of London's best engineering efforts, and a prize example of how spectacular the sound can be in the classical repertoire of the romantic period. The sonorities generated by the cello and contrabassi in this recording are tremendously "weighty" and of extraordinary richness. The brass is clarion-clear, first strings are generally quite smooth, woodwinds have a particularly bright, "breathy" intonation, and percussion is very sharp and accurate. Couple all these virtues with a spacious acoustic perspective, which imparts "liveness" to the recording without sacrificing inner detail, and add such plus factors as super-wide frequency and dynamic response and low distortion, and you will realize why this is a superior recording. Performance-wise, Schmitt-Isserstedt gives a good account of himself, and if his reading is unspectacular and close to the vest, it is at least honest. As they say in trade parlance: "He dots all the i's and crosses all the t's."

Far and away the best performance is that by Kubelik on the HMV label. This boy really knows his way around Dvorak's music, a fact which is easily and audibly apparent. His reading has a great depth of feeling . . . a very warm and seemingly effortless essay of the score in which one almost overlooks the correct tempi, the superb balance, carefully modeled phrasing, and other evidences of loving care. Alas, the HMV sound, while fairly wide-range stuff, leaves much to be desired. Distortions crop up frequently, string tone is edgy in places, brass does not have that bright punch which is characteristic of the London recording, and the acoustics are somewhat cramped. Still, it isn't altogether objectionable and it is the best performance.

The third recording is the least satisfactory, that of Schrader and the Berlin Philharmonic on the Urania label. Schrader doesn't come off too badly in the performance department, a general lack of inspiration and a tendency to let the orchestra run away with the score being his chief faults. But the sound is a real "weirdie." Some of it isn't the most objectionable I have ever heard, but other parts are just plain miserable! I suspect that this recording was taken from an FM German broadcast, and with all due regard for the general excellence of most German equipment, I don't think the FM transmitters or receivers can compare with our stuff. In any case . . . muddy bass, screechy strings and strident brass are to be found here.

For the best deal, I'd put my money on the London recording . . . although the Kubelik performance has undeniable attractions.

El Amor Brujo

For our modern period work this month, we turn to the music of that masterful Spanish composer, Manuel de Falla. His *El Amor*

NO FREE GIFTS! NO COUPONS! NO BONUSES EXCEPT THE

LOWEST TUBE PRICES

ALL TUBES UNCONDITIONALLY GUARANTEED FOR 1 YEAR

PRETESTED TUBES			INDIVIDUALLY BOXED		
1B3GT	6AC7	6BK5	6SK7GT	12AT7	19T8
1H5GT	6AG5	6BK7	6SL7GT	12AU6	19B6GG
1LC5	6AG7	6BL7GT	6SN7GT	12AU7	19BQGGT
1LN5	6AF4	6BQ6GT	6SQ7	12AV6	25L6GT
1N5GT	6AK5	6BQ7	6SR7	12AV7	25AV5
1Q5GT	6AL5	6BY5G	6TB	12AX4GT	25W4GT
1R5	6AQ5	6BZ7	6U8	12AX7	25Z5
1S4	6AS5	6C4	6V3	12BA6	25Z6GT
1S5	6AT6	6CB6	6V6GT	12BE6	35B5
1T4	6AU6	6CD6G	6W4GT	12A27	35C5
1T5GT	6AUSCT	6F6	6W6GT	12BZ7	35L6GT
1U4	6AV5	6HG6T	6X4	12BY7	35W4
1U5	6AV6	6J5GT	6X4	12BY7	35Y4
1X2	6AX4GT	6J6	6Y6G	12SA7	35Z5GT
3Q4	6AX5GT	6K6GT	7C5	12SG7	50A5
3Q4	6AH4GT	6L6	7C6	12SJ7GT	50B5
3V4	6BA6	6S4	7E7	12SK7	50C5
5U4G	6BC5	6S8GT	7F7	12SL7GT	50L6GT
5V4G	6BE6	6SA7	7F8	12SN7GT	117L7GT
5Y3	6BG6G	6SH7	7N7	12SQ7	117Z3
6AB4	6BJ6	6SJ7GT	12AL5	12SR7	

BRAND NEW PICTURE TUBES

RCA and DUMONT Licensed

12LP4	14.99	16RP4	17.00	19AP4A	23.00	21EP4A	24.00
14BP4	15.99	17BP4A	19.00	19DP4A	23.00	21AUP4A	24.00
16AP4A	19.99	17HP4	19.00	20CP4	24.00	21FP4	24.00
16GP4	20.99	17LP4	18.00	21ALP4A	24.00	24AP4	42.00

Picture Tubes Shipped F.O.B. Passaic, N. J.

Take your pick!
Any Assortment!

TUBES

41¢

ea.

Quantity Buyers!

100 Tubes — \$38.00

FREE POSTAGE on all prepaid U. S. A. orders. 25¢ handling charge on all orders under \$5.00. 25% Deposit on all C.O.D.'s. Subject to prior sale. Write for FREE TUBE LIST!

TUBE MART DISCOUNT HOUSE

The Lokpet Bldg. Passaic, N. J.

INDUSTRIAL ELECTRONIC— AUTOMATION TECHNICIANS Desperately Needed!

Never in history has there been such a tremendous demand for Electronic technicians at the servicing, maintenance and assistant Engineering level, in all fields of electronics. Industries, Businesses, large and small are turning to Electronically controlled machinery ... **AUTOMATION!**

Whether it's a Robot airplane, an automobile plant with an integrated line of machines, a Sensing Device, Computing System or Communications—each re-

quire electric power applied through automatically controlled processes. This means there are positions open at all levels and phases for Electronic Technicians.

- TOP PAY
- UNLIMITED OPPORTUNITY
- SECURE FUTURE

Let us send you FREE, without obligation, complete details of our Resident Electronic Training Program—originated by Bailey Schools—acclaimed by Electronic Engineers. See how you save time as you learn-by-doing with intensive laboratory work on the most recently developed Electronic equipment, plus classroom required physics, mathematics, etc.

We help you find part time work while in our school—help place you with America's leading companies after graduation. Act now—mail coupon today!

VETERAN APPROVED

Bailey Technical Schools
1626 S. Grand • St. Louis 4, Mo.



Bailey electronic students learn Industrial Television on specially designed equipment such as this panelboard, which is a multiple camera and screen control. The Bailey Electronic course includes an outstanding comprehensive program in radio and TV receiver servicing.

MAIL TODAY

Please mail immediately this free booklet without obligation.

FREE BOOKLET

Name _____

Address _____

City _____ State _____





HURRY! HURRY!
ALMO
 HAS THE COMPLETE
 PARTS KIT FOR THE
 "FEATURE PROJECTS"
 IN POPULAR
 ELECTRONICS

ALL BRAND NEW
 NATIONALLY ADVERTISED
 PARTS FULLY GUARANTEED

- ✓ A complete parts kit less microphone for a "SIMPLE GUITAR AMPLIFIER" \$15.95
- ✓ A complete parts kit for "BUILDING A REGENODE RECEIVER" \$15.95
- ✓ A complete parts kit for "A TRANSISTORIZED LIGHT METER" \$18.95

TAKE ADVANTAGE OF THESE UNUSUALLY LOW PRICES
 Please include 10% deposit with C.O.D. orders

Almo RADIO CO.
 509 ARCH ST., PHILA., PA.
 BRANCHES: CAMDEN, N.J., NORRISTOWN, PA., ATLANTIC CITY, N.J., WILMINGTON, DEL., SALISBURY, MD.

NEW! PERSONAL RADIO



LISTEN WHILE YOU
 WALK, RIDE, WORK!

Slips in any pocket—Wt. only 8 ozs. Size 2 3/4" x 4 3/4" x 1 1/4". Beautiful Black Gold plastic case. NO HOOKUPS—NO WIRES—NO PLUG-INS! Self contained with 150 hour life flashlight batteries. (Available anywhere) and BUILT-IN ANTENNA! GUARANTEED RECEPTION OF RADIO STATIONS TO 50 miles—up to 1500 miles for powerful stations! Has new Patented Super-regenerative Duotriode tube and transformer audio stages for sharp selectivity and sensitivity! Easy to use top controls (while walking). Almost invisible plastic foam personal earplug lets you alone listen while you walk, visit, work, ride or sleep—anytime—anywhere. GUARANTEED to work—1 year guarantee.

SEND ONLY \$5.00 (Ck. Mo) and pay postman \$14.95 plus postage on delivery or send \$19.95 for and be ready to listen to Civil Defense alarms, news, music, sports, etc. on a moment's notice. Not a kit! Shipped complete with batteries—Order now—today.
 WESTERN RADIO Dept. APL-1 Kearney, Nebraska

LEARN TELEVISION

"AT THE MOST PRACTICAL SCHOOL IN THE WEST"
 WORK ON LATE MODEL SETS—USING MODERN SERVING EQUIPMENT AND TECHNIQUES: UNDER QUALIFIED TECHNICAL INSTRUCTORS (SHORT RESIDENT) AND CORRESPONDENCE COURSES—NO UNNECESSARY MATH OR THEORY—ALSO UHF AND COLOR TV.
 APPROVED FOR VETS—ENROLL NOW!
 Day and Night Classes Write for Free Literature
 Dept. 2A—Correspondence
 Dept. 2R—Resident
V. S. I. TELEVISION SCHOOL 4570 Firestone Blvd. South Gate, Calif.

POPULAR ELECTRONICS KIT

Complete Kits For Projects Featured in This Magazine's This Month

A Transistorized Light Meter	\$17.20
Building a Regenode Receiver	14.65
A Simple Guitar Amplifier	18.90

25% Deposit if C.O.D. Please Include Postage.

ALGERADIO ELECTRONICS CO.

238 N. Franklin St. IV. 9-0808 Hempstead, N. Y.

Brujo is probably his best-known work, and it is from this music that the famous *Ritual Fire Dance* was derived. There are five recordings of *El Amor Brujo* in the LP catalog, and three of these are worthy of the hi-fi label.

The Westminster recording is the best-sounding of all, but the performance is not of a very high caliber. The soloist lacks the luster and assurance of the artists in several of the other recordings. As a hi-fi vehicle, this quasi-oriental Spanish-flavored work is a natural. There are many opportunities throughout the score for spectacular sound, and the Westminster engineers make the most of them. Blaring brass, sizzling strings and crashing percussion are all there—in fact, it's just a bit too jazzed up for my taste.

For those who would like to have their *El Amor* sans vocal as a straight orchestral selection, there is the London recording. This is a good recording, with generally smooth strings and clean brass and percussion. However, for those who want the very essence of this work, we must turn to the Stokowski recording on Victor.

The Stokowski recording just barely qualifies as hi-fi in sound, because of restricted range rather than any obvious faults or distortions. Performance-wise, this is it... a most stirring demonstration of Stokowski's particular affinity for modern scores. It has dash and fire and dazzle, and some sensuously beautiful sound. Most important of all, the vocal sections are handled in incomparable fashion by Nan Merriman. Here is a gal who can really sing, and strangely enough, even though the vocalists on some of the other recordings are native Spaniards, Miss Merriman has the more authentic sound, better diction, and infinitely better expression. The *Fire Dance* section as played by Stokowski is one of his orchestral tour-de-forces. It is a pity that the only fault on this disc should be something as basic as the orchestra. Yes, the Hollywood Bowl Symphony does nobly, but I'm afraid that an orchestra which has a great deal of transient personnel will always have some trouble with ensemble playing. There were some ragged attacks and other little furps in evidence, a most unusual situation with a Stokowski-conducted orchestra. Be that as it may, he managed to get them through the *Fire Dance* in fine style, and there is no doubt in my mind that if you want the most thrilling recording of *El Amor Brujo* this Stokowski disc is the one to buy.

That takes care of the classical menu for this month. We'll keep plugging away at the standard repertoire next month.

Jazz Corner

Worthy of mention this month is an item called *Rugolomania* with Pete Rugolo and His Orchestra (Columbia CL689, 12" LP, RIAA curve, \$3.98). The devotees of Pete Rugolo must be a vocal lot. At least it would appear that way from the number of Rugolo discs which Columbia has been issuing lately. And I can see the point, for this boy has a real talent. Having endeared himself to countless numbers for his clever arrangements when he was with Stan Kenton, he is now on his own

TELTRON TUBES

Guaranteed! Lowest Prices Ever!

All tubes individually boxed . . . unconditionally guaranteed for one year.

GIFT OFFER!
One 6BG6G tube will be shipped FREE with any \$10 order accompanying this ad.

FREE

\$7.20 list value Bonus Box of three 6SN7 tubes and 28 assorted resistors with each order of \$25 or more.

SAME DAY SERVICE
48 hour Postal Delivery to West Coast.

Repeated by Popular Demand Specials to

FREE!
BONUS OFFER!



Model 625K

This Eico Tube Tester is yours FREE when you buy \$199 worth of tubes or more within 60 days at Teltron. May be bought outright from Teltron for \$34.95.

We now have a full stock of T.V. picture tubes.

You can order any size at \$1.25 per inch. All tubes RCA licensed and guaranteed for one year.

TYPE	PRICE	TYPE	PRICE	TYPE	PRICE	TYPE	PRICE	TYPE	PRICE
024	.45	6AQ5	.48	6CU6	.95	7F7	.59	25L6GT	.41
1A7GT	.53	6AR5	.48	6D6	.59	7F8	.77	25BQ6GT	.82
1B3GT	.62	6A55	.52	6E5	.60	7N7	.52	25W4GT	.43
1H5GT	.51	6AT6	.37	6F5	.44	12AT6	.37	25Z5	.55
1L4	.51	6AU5GT	.60	6F6	.42	12AT7	.71	25Z6GT	.36
1L6	.51	6AU6	.43	6H6	.50	12AU7	.58	35A5	.48
1LC6	.49	6AV5GT	.60	6J5	.49	12AV6	.42	35B5	.48
1NSGT	.51	6AV6	.37	6J6	.61	12AV7	.73	35C5	.48
1R5	.51	6AX4GT	.60	6K5	.60	12AX4GT	.60	35L6GT	.41
1S5	.43	6AX5GT	.60	6K6GT	.39	12AX7	.61	35W4	.33
1T4	.51	6BA6	.56	6K7	.40	12AZ7	.61	35Y4	.42
1U4	.51	6BA7	.58	6L6	.78	12B4	.72	35Z3	.41
1U5	.43	6BC5	.48	6Q7	.40	12BA6	.46	35Z5GT	.33
1X2	.65	6B7	.75	6S4	.41	12BA7	.58	37	.59
3A5	.65	6BE6	.46	6SBGT	.65	12BE6	.46	43	.55
3Q4	.53	6BF5	.48	6S7	.45	12BH7	.61	45	.55
3Q5GT	.51	6BF6	.48	6SK7	.45	12BY7	.65	50A5	.49
3S4	.48	6BG6G	1.18	6SJ7	.45	12G6	.50	50B5	.48
3V4	.48	6BH6	.51	6SN7GT	.60	12J5	.40	50L6GT	.50
SR4	.95	6BJ6	.51	6SQ7	.40	12K7	.40	50X6	.53
5U4G	.43	6BK5	.75	6T8	.71	12Q7	.48	75	.44
5V4	.49	6B7	.78	6U8	.76	12SA7	.45	77	.55
5Y3	.30	6BL7GT	.78	6V3	.80	12SJ7	.45	80	.40
5Y4G	.37	6BN6	.90	6V6GT	.48	12SK7	.45	84	.46
6A8	.40	6BQ6GT4	.83	6W4GT	.43	12SL7	.60	117GT	1.20
6AB4	.43	6BQ7	.85	6W6GT	.53	12SN7GT	.56	117L7GT	1.20
6AC7	.65	6BVS6	.60	6X4	.37	12TQ7	.38	117N7GT	1.20
6AC5	.52	6BZ7	.95	6XS5GT	.38	14A7	.43	117P7GT	1.20
6AH4GT	.65	6C4	.41	6X8	.80	14B6	.36	ACCOUNTS	.33
6AF4	1.02	6C5	.46	6Y6G	.61	14Q7	.52	117Z3	.65
6AK5	.96	6CB6	.51	7A8	.46	19B6G	1.48	117Z6GT	.39
6AL5	.43	6CD6G	1.63	7C5	.44	19T8	.71	1629	.39

We have thousands of tube types too numerous to list here. On ordering types not listed take 75% off current list price for cost of tube.

NEW LIBERAL TERMS!

No minimum order. All postage paid on orders over \$10.00 in U.S.A., A.P.O.'s and Territories. 10% deposit on C.O.D.'s. 25c handling charges on orders under \$5.00. To our Canadian and foreign friends, please send approximate freight—excess will be refunded. Orders subject to prior sale.

WE WANT NEW ACCOUNTS
If you are rated, your credit is good with us. We are "Eico" distributors. Write us about special deals on test equipment.

TELTRON ELECTRIC COMPANY

428 HARRISON AVE.

DEPT. PE-1

Phone HUmboldt 4-9848

HARRISON, N. J.

COYNE offers LOW COST

TELEVISION RADIO-ELECTRONICS

Training in Spare Time AT HOME



The future is YOURS in TV-RADIO!

A fabulous field—good pay—fascinating work—a prosperous future! Good jobs, or independence in your own business!

Coyne brings you the first *truly lower cost*, MODERN—QUALITY Television Home Training; training designed to meet Coyne standards. Not an old Radio Course with Television "tacked on". Here is MODERN TELEVISION TRAINING including working knowledge of Radio. Includes UHF and COLOR TV. No Radio background or previous experience needed. Personal guidance by Coyne Staff. **Practical Job Guides** to show you how to do actual servicing jobs—*make money early in course*. With Coyne Television Home Training you pay only for your training, *no costly "put together kits"*.

B. W. COOKE, President



Coyne—the Institution behind this training . . . the largest, oldest, best equipped residential school of its kind. Established 1899.

COYNE ELECTRICAL SCHOOL

500 S. Paulina St., Dept. 16-HT7, Chicago 12
A TECHNICAL TRADE INSTITUTE OPERATED NOT FOR PROFIT

SEND COUPON FOR FREE BOOK

and full details, including easy Payment Plan. **No obligation, no salesman will call.**



COYNE ELECTRICAL SCHOOL
Television Home Training Div.
500 S. Paulina St., Chicago 12, Ill.,
Dept. 16-HT7

Send Free Book and details on Television Home Training. This does not obligate me and no salesman will call.

Name _____
Address _____
City _____ State _____

BANISH TRACKING ERROR with ORTHO-SONIC 1/4 TONE ARM

PAT. PEND.



NOW, GET PERFECT HI-FI PLAYBACK

SAVES RECORD LIFE. ORTHO-SONIC 1/4 guides the stylus (distortion-free) in a straight line...same as original recording. Because of virtually frictionless movement, life of records and stylus is extended far beyond present-day standards.

NO RECORD SCRATCHING. Arm itself is stationary; swings away only when changing record. Stylus easily set by slight tilt of arm; no scratching possible as in manual fumbling.

FITS ANY TURN TABLE. Because of radial movement, arm may be set close to turn table...in any compass position. Arm can be used with smallest cabinet, yet plays any record including transcription size. Anyone can install it in a few minutes.

10 EXCLUSIVE FEATURES. Write for illustrated folder of ORTHO-SONIC 1/4 Tone Arm showing 10 remarkable features. Name of your nearest dealer will be furnished. Price, ONLY \$44.50, postpaid.

ORTHO-SONIC INSTRUMENTS, Inc.
66 Mechanic Street, New Rochelle, N. Y.

LMB BOX CHASSIS

Precision Engineered



65 sizes and shapes for the laboratory, manufacturer, industrial, experimenter, builder, and general application where metal boxes are required. Stocked by all electronic and geophysical distributors. Send for free catalog.

Interlocking

L M B 1011 VENICE BLVD.
LOS ANGELES 15, CALIF.

WANT A BETTER JOB? BECOME AN ELECTRONIC ENGINEER

ONLY 32 MONTHS TO EARN A BACHELOR OF SCIENCE DEGREE IN ELECTRONIC ENGINEERING

Class enrollment limited to allow for individual instructions. Chartered by state of California. Nonprofit-nonsectarian, co-educational—established 26 years.

APPROVED FOR VETS—ENROLL NOW!
SEND FOR FREE CATALOG

PACIFIC STATE UNIVERSITY
1516 S. WESTERN AVE. LOS ANGELES, CALIF.

TELEPHONES



Desk Stand Style
Slightly used but in excellent condition
Many Valuable Uses

Inter-House Phones House to Barn, etc.
Loud Speakers Microphones
Educational Purposes, Toys, etc.

Come complete, ready to use \$2.75 Postpaid
with wiring diagrams included. In U.S.A.
Two complete for only \$5.00.

TELEPHONE LAMP KIT—with illustrated instructions for making Desk Telephone Lamp including all parts (harp, nipples, push switch, cord, plug, etc.) . . . \$8.60 Ppd. (Shade is not included).

MICROPHONE, Dept. X-307, 1760 W. Lunt Ave., Chicago 26, Ill.

and free of any restraining influences Kenton may have imposed. I say that in the light of the contents of this particular disc, in which he certainly gives his talents free rein on some of his own originals and with such standards as: *In a Sentimental Mood*, *Little White Lies*, *Everything I Have Is Yours*, etc.

Rugolo has whipped up some very fancy arrangements here, featuring certain outstanding soloists. But most unusual of all, much of the instrumentation used in the arrangements is generally found in a symphony orchestra! He makes free and effective use of such things as the French horn, oboe, alto flute and tuba. Some solo work spotlights these instruments and the boys that play them are no slouches.

For lovers of the hi and the fi, there is plenty of good red meat here! The brass is exceptionally crisp and clean with the difficult-to-record French horn especially well reproduced. Some of the reeds are recorded a little "close-to," and are quite "breathy," but this certainly helps in maintaining the illusion of "liveness." I still feel Columbia overdoes things a bit with the echo chamber, although that's a matter of taste and on this disc it does no particular harm.

There is still some pre- and post-echo with Columbia discs. We can't really howl here, however, since most of it results from Columbia's attempt to give you more for your money by putting more music on the disc. All in all, this is one of the best-sounding "cool" discs to come out recently, and a good buy. —30—

The Transmitting Tower

(Continued from page 65)

W9EGQ AR K." Correct: "... What do you think? AR W9BOS DE W9EGQ K."

A third ending signal is "SK," end of work. Sent at the conclusion of a contact, it is supposed to mean: "This was my last transmission. I do not expect you to reply." In actual practice, it usually means something like: "This was my final transmission, but I know that you will make a final transmission—also ending with SK—to which I will reply, to which you will reply, etc., until three to six 'final' transmissions later, we will finally conclude our contact."

The confusion results from sending the "SK" too soon. All these preliminary "sign off" transmissions should be terminated with "K." Only when the contact has actually been concluded should each station send "SK," thus: "SK W9BOS DE W9EGQ." "SK W9EGQ DE W9BOS."

When "SK" is used in this manner, there is never any doubt about when a contact is ended, and it is safe to call either of the stations involved without interfering with its "final" transmission. It would be especially helpful in DX work. When conditions are favorable for foreign amateurs to contact the United States, there are always many stations waiting for them to finish each contact, so that the others can call them. As "SK" is generally used, it is practically impossible to tell when a contact ends. As a

result, it is a rare DX contact that is not finished in interference from a couple of stations jumping the gun with their calls.

Speaking of DX brings up the ending signal "KN." When used instead of "K" at the end of a transmission, it means: "Go ahead, the addressed station. I will ignore all other calls." I doubt that there are many Novices so overwhelmed with calls that they need to use

HELP WANTED

Each month, the names of prospective amateurs requesting help are listed in this section of the *Transmitting Tower*. To have your name listed, address your request to: Herb S. Brier, W9EGQ, c/o POPULAR ELECTRONICS, 366 Madison Ave., New York 17, N. Y.

William B. Iber, 72-24 67th Place, Glendale 27, L. I., N. Y.

Eddie James, 2433 Montreal Rd., Tucker, Georgia.

Anthony K. Carbone, 24 Governor Winthrop Rd., Somerville 45, Mass.

Mike G. Russo, 102 Fellows St., Roxbury, Boston 19, Mass.

"KN." However, most DX stations use it to reduce the number of unwanted calls.

To conclude this discussion, most amateurs add "CL" before leaving the air. It means: "I am closing my station."

News and Views

Many amateurs and SWL's will probably be interested in the new G.E. Ham News QSL cards. They are replicas of a portion of a standard log sheet, with a space for the call letters of the sender. The usual QSL information is written in the form of a standard log entry. The cards are available in packets of 300 for \$1.00 per packet, postpaid. In the United States, Canada, Alaska, Hawaii, or the Panama Canal Zone, send orders with remittance to: Tube Department, *General Electric Company*, Schenectady 5, N. Y. From other countries, order from: Lighthouse Larry, *International General Electric Company*, 570 Lexington Ave., New York 22, N. Y.

"Saul" F. Broudy, W3WHK, 1123 E. Philadelphia St., Philadelphia 19, Pa, writes: "I am 12 years old and in the eighth grade and have been a ham for a couple of years—Novice, Technician, and now General. I still have my Novice rig, a *Heath* AT-1 transmitter, running 30 watts, and an S-53A receiver. The antenna is a 'long wire.' In the last six months, I have worked 26 states and three Canadian provinces. Best DX is Kansas, but when I get up my new antenna, I'll do better.

"I'll be glad to work anyone on 80 or 40 meters who needs a Pennsylvania contact. Also I wonder if there are any YL's (young ladies—girls) my age around. If they are, they must be pretty scarce. Keep up the good work in the *Transmitting Tower*. 73."

Bernie Nickles, KN4BPY, reports from 187 Frankfort St., Versailles, Ky.: "I got my license last January after what seemed an awful long wait and built the little one-tube transmitter described in *POPULAR ELECTRONICS*

Your Best Move

IS
The World's
Largest

TO
Distributor
of Amateur

WRL
Radio
Equipment



LEO J. MEYERSON
W6FGQ

TOPS IN
SERVICE..
QUALITY..
BARGAINS!

AND YOU PAY
ONLY
10%
DOWN

Completely
GLOBE SCOUT

Bandswitching
65A

65 watts CW
50 watts Fone

IDEAL
for the
NOVICE!

ONLY
\$795
per month
Cash: \$99.95
Kit: \$85.95



WE
CARRY
A
COMPLETE LINE
OF
High Fidelity
Equipment

AND
BIG!
BIG!

Ask About Our
NEW
Code
Oscillator
Kit!
Only \$4.95

TRADE-INS

SAVE UP TO
50%

on Top-Notch
Reconditioned
Equipment

Ask About Our
ANTENNA
KIT...

10, 20, 40 & 80M
Just \$6.95

- ★ Manuals
- ★ Magazines
- ★ Parts
- ★ Kits

Send
For Our Big
WALL-SIZED
RADIO MAP
Just
25c

"PLUMBER'S
DELIGHT"
BEAMS

10M \$18.75
15M 27.95
20M 49.95

WRL'S
6 METER
CONVERTER

Only \$24.95
Kit Form: \$18.95



Let us give you
a
SAMPLE
of our
famous
"Personalized
Service!"

FREE
168 PAGE
1956
CATALOG!
Listing
15,000 Items

All Prices Subject to Change Without Notice!

WORLD RADIO LABS
3415 WEST BROADWAY
COUNCIL BLUFFS, IOWA

Please rush me your latest FREE Catalog!
Please Send; Radio Map (25c)
and complete information on items listed below:

(1) _____ (2) _____
(3) _____ (4) _____

Name: _____
Address: _____
City & State: _____

PE-1

LINGUAPHONE

MAKES IT EASY TO LISTEN and LEARN to



Speak

SPANISH [New World or European] • **FRENCH**
GERMAN • **ITALIAN** • **RUSSIAN**
MODERN GREEK — Any of 34 languages available
 for **10 DAY FREE TRIAL**

With LINGUAPHONE—The World's Standard Conversational Method—You Start to SPEAK another language TOMORROW—or IT COSTS YOU NOTHING!

For just 20 Minutes a Day you listen to Linguaphone's life-like recordings. It is easy—AND FUN—to learn another language AT HOME with LINGUAPHONE—the same natural way you learned to speak before you went to school.

Only LINGUAPHONE brings 8 to 12 of the world's best native language teachers into your home. You hear both men and women speak about everyday matters in their native tongue. YOU understand—you SPEAK correctly as they do. It's like living in another country.

That's why Linguaphone is used around the world by educators, governments and business firms. More than a million home-study students of all ages.

10-DAY FREE TRIAL

Send today for Free booklet that tells about Linguaphone and how you may obtain a COMPLETE Course-unit in the language you choose on 10-day FREE TRIAL.



Linguaphone Institute, Phone: Circle 7-0830
 1-83-016 Rock Plaza, Chicago, Ill., U.S.A.
 Please send me your FREE Book about Linguaphone plus details of 10-DAY FREE TRIAL. No obligation, of course.

Language interest.....
 Name.....
 Address.....
 City..... Zone..... State.....
 The World's Standard Conversational Method
 for Over Half a Century

Catalog of 3000 Novelties 10c



Send 10c for amazing catalog of novelties, live animals, scientific supplies, hobbies, funmakers, planes & boats, looms, magic tricks, joke articles, unusual seeds, gadgets, time-savers, cameras, optical goods, projectors, get timesavers, cameras, artist's supplies, printing sets, engines, motors, shockers, knives, billfolds, fireworks, guns, rifles, sports, books, games, plants, etc. Send name, address & 10c to:
JOHNSON SMITH & CO., Dept. 249 Detroit 7, Michigan

GET INTO ELECTRONICS

You can enter this uncrowded, interesting field. Defense expansion, new developments demand trained specialists. Study all phases of radio & electronics theory and practice: TV, FM, broadcasting, servicing, aviation, marine, police radio. Prepare for good pay. 18-month course. Graduates in demand by major companies. H. S. or equivalent required. Begin January, March, June, September. Campus life. Write for Catalog.

VALPARAISO TECHNICAL INSTITUTE

Dept. PE Valparaiso, Indiana


INVENTORS

If you believe that you have an invention, you should find out how to protect it. We are registered Patent Attorneys. Send for copy of our Patent Booklet "How to Protect Your Invention," and an "Invention Record" form. No obligation. They are yours for the asking.

McMORROW, BERMAN & DAVIDSON

Registered Patent Attorneys

349-G Victor Building Washington 1, D. C.



SAVE UP TO 50%
 ON FAMOUS ITALIAN
ACCORIONS

Buy direct from America's leading distributor. Offers Students, Teachers and Professionals SPECIAL DISCOUNTS. Send NOW for FREE Literature and lowest wholesale prices. Easy Terms. Radio-accepted. Write today!



ACCORDION MANUFACTURERS & WHOLESALE OUTLET
 DEPT. PE-16 2003 W. CHICAGO AVE., CHICAGO 22, ILL.

last February. So far, I have received QSL (confirmation) cards from 16 states and Canada. My receiver is a *National SW-54*, and my antenna is a dipole fed in the center via 300-ohm TV 'twin lead' transmission line. I do not have much time to operate, because I am taking the *DeVRY Electronics Course 73.*

"*Mickey*" **Hall, KN9BBO**, 213 Cleveland St., Gary, Ind., reports: "I do not think that enough Novices realize how important a really selective receiver and a good antenna are in obtaining good results. More than anything else, they should start out with the very best receivers they can get.

"I have a *Hallcrafters SX-96* receiver and a *Johnson Adventurer* transmitter, running 50-watts input. My antenna is an 80-meter, 1/2-wave doublet fed with 72-ohm twin lead and supported between two 40' telephone poles. In a month and a half of operation on the 3.7-mc. band, I have worked 30 states. The best time to work DX around here is about 3:30 a.m., and my best DX is California. 73."

Mike Weninger, W9ASK, 513 Forest Ave., River Forest, Ill., writes: "In August, I visited an old friend of mine in Des Moines. He does not have his license yet, but he has an AT-1 transmitter and an S-38C receiver, waiting for the day. We put up a 40-meter off-center-fed antenna, and I operated from there as a "portable" station. In 13 hours of operation on 80 and 40 meters—using an old broadcast antenna for 80—I worked eight states and Hawaii. I wish I could do that well from here. I have never worked Hawaii from home! 73."

Duane Bentley, KNØCFS, Route 1, Belgrade, Nebr., says: "My ham career began with the February, 1955, issue of *POPULAR ELECTRONICS*, and my call arrived last month. I use a *Heath AT-1* transmitter and AC-1 antenna coupler, and a *Hallcrafters SX-99* receiver. I have worked nine states so far. I use my receiver as a monitor when I transmit. This works fine, unless the other fellow is off my frequency. Then I sometimes lose him while retuning. I wonder how other Novices handle this problem. 73."

Stan Wilson, W9IFZ, Rt. 1, Washington, Ind., says: "I have had my 'General' for eight months now. I am operating on 20 meters, running 70 watts to a home-brew 6AG7-6146 rig. My receiver is an NC-98, and the antenna is a vertical ground plane. I have just finished working all states, and I have worked 11 countries in four continents. Some day, I hope to make DXCC (have confirmed contacts with amateurs in at least 100 countries) and work all continents. 73."

Steve Aug, K2EOF, 175 West 93rd St., New York 25, N. Y., has kindly passed on some information on a few of the many N. Y. C. amateur radio clubs.

"In my opinion, the New York Radio Club is the best one in the city. I say this partly because I am a member of it. The club is open to all, and it has members from all parts of the city; so a Novice or a prospective one is likely to find a neighbor among the members. Meetings are held on the second Monday of the month. Contact **George Doherty, W2ATT**, 606 W. 115th St., New York 25, N. Y., for additional information.

"Kern Bowyer, W2GHH, 1 Midland Gardens, Bronxville, N. Y., a friend of mine, is vice-president of the Westchester County Amateur Radio Society. He may be contacted for additional information about this society.

"We at the NYU Radio Club have radio code and theory classes, but we must, unfortunately, limit them to NYU students only. I believe that this is the situation at other colleges and high school clubs, enrollment limited to their students only. However, if prospective Novices will contact me at my home on weekends or c/o NYU Radio Club, New York University, University Heights 53, N. Y., I shall attempt to put them in contact with members who can help them. 73."

I hope to have a bit more information about radio clubs in New York City and in other cities next month, along with other amateur news. In the meantime, let me hear from you. 73.

Herb, W9EGQ



Tuning the Short-Wave Bands

(Continued from page 69)

0500-0545 in Italian (7072 kc.); at 0830-1000 and 1100-1200 in Somali, 1200-1300 in Italian on 4978 and 7072 kc. (WRH)

Jamaica—ZQI, Kingston, 4950 kc., is noted at 2245 with music, 2300 with news. Some heavy QRM makes this one rough to hear at times. If unable to locate on this channel, try 3360 kc. (BG)

Liberia—ELWA, Monrovia, 4830 kc., was noted on the west coast at 0230 with a musical program and at 1745-1815 s/off in the east. They also operate on 11,800 kc. at 1130-1330. (JP)

Monaco—3AM4, Monte Carlo, 7349 kc., can be heard in English on Wednesday at 1705-1805 with a religious program. Their QSL card shows the xmtr building with mountains in the background, and the Monaco Flag. Power is 30 kw. (TL)

New Zealand—ZL3, Wellington, 11,780 kc., is heard at 0000-0100 with music and talks or stories. They operate parallel to 15,220 kc. but reception is on the lower channel. Closing at 0100, they re-open at 0115 on 9520 kc. (ZL18) and 6080 kc. (ZL7) with a good classical musical program. (JB)

Still being noted at 0400-0415, their programs are now popular and light music. (PM)

Philippines—DZH7, Manila, 9370 kc., "The Call of the Orient," with 10 kw., is noted at 0900-0915 daily with English news; at 1000-1030 with an English program of varying subjects; at 1200 s/off with announcements in English and singing of the "Prayer Song." They announce that they will return at 1600 on same channel. Final announcement is "This is the Far East Broadcasting Company in Manila. We salute you from the Philippine Republic . . . good morning, good afternoon, good night, wherever you are, from the Philippine Republic, more than 7000 islands at the place where the Pacific Ocean meets the China Sea . . ." Then the National Anthem and a silent xmtr at 1205. (BV)

January, 1956

LEARN basic electricity electronics
THE EASY "PICTURE BOOK" WAY!

Just Released: The fabulous ILLUSTRATED Training Course now used by the U. S. Navy!

You Learn by Pictures

Over 25,000 Navy trainees have already learned Basic Electricity and Basic Electronics this easy, "Picture Book" way! Now, for the first time, YOU can master the basics of Electricity and Electronics with this same "Learn-by-Pictures" training course! Over 1,700 simple, easy-to-understand drawings explain every section—these "teaching" pictures actually make up more than half the entire course! No other Basic Electricity or Basic Electronics course in America uses this revolutionary illustrative technique! You learn faster and easier than you'd dream possible!

A Complete Idea on Every Page

Here's how this easy, illustrated course works: every page covers one complete idea! There's at least one big illustration on that same page to explain it! What's more, an imaginary instructor stands figuratively at your elbow, doing "demonstrations" that make it even easier for you to understand. Then, at the end of every section, you'll find review pages that highlight the important topics you've just covered. You build a thorough, step-by-step knowledge at your own pace—as fast as you yourself want to go!

Everyday English—A Course Anyone Can Understand

Sponsored by the Navy to turn out trained technicians in record time, this modern course presents Basic Electricity and Basic Electronics in a simple way that everyone can grasp—regardless of previous education! Every phase is made instantly clear—explained in plain, down to earth English—with hundreds of easy-to-understand illustrations to help you!

10 Complete Volumes

Volumes 1 and 2 of "Basic Electricity" cover DC components and circuits; Volumes 3 and 4 cover AC components and circuits; Volume 5 covers AC and DC motors and machinery.

Volume 1 of "Basic Electronics" covers Diodes & Power Supplies; Vols. 2 and 3 cover Amplifiers & Oscillators; Vols. 4 and 5 cover Transmitters & Receivers.

Home Study Without Correspondence

This course is so different, so complete—there's no need for the usual letter writing, question and answer correspondence! Learn at home—at your own pace!

10 Day Examination—Money Back Guarantee

Send today for these exciting new training courses—you risk nothing! When you receive the volumes, examine them in your own home for 10 full days. If, at the end of that time, you're not completely satisfied, simply return the books to us and we'll gladly refund your full purchase price! Total cost for either 5-volume course is only \$9.00! In Canada, prices approximately 5% higher.

ORDER TODAY!

These books are sold by electronics parts jobbers and book stores. If YOUR dealer doesn't have these books, mail this coupon to us!

JOHN F. RIDER PUBLISHER, INC.
480 Canal Street, N.Y.C.

I have enclosed \$..... Please send me
 5-vol. Basic Electricity set @ \$9 set
 5-vol. Basic Electronics set @ \$9 set
 Both sets. I understand I may return the books in 10 days, and receive a complete refund of the full purchase price if I am not satisfied.
 Add state or city sales tax where applicable.

Name

Address

City & State..... P-1A

C O U P O N

UNIVERSITY LOUDSPEAKERS, INC. Desk T-2
80 South Kensico Avenue, White Plains, N. Y.

Gentlemen:

Please send me information about P-S-E (University's Progressive Speaker Expansion plan for High Fidelity speaker systems).

I don't believe that P-S-E can do all you claim for it. According to you P-S-E will solve almost *all* my loudspeaker problems *forever*. That's a bold statement; I hope you can back it up.

You say that *now* I can buy a speaker and *never* worry about it becoming *obsolete*, or *improve* my present system *without discarding what I have*... that University speaker components, enclosures and networks have been so uniquely designed that it's possible to start an excellent basic system, *at low cost*, and add to it later—while enjoying immediate listening satisfaction. This is sensational!

Please send further information; mind you at *no* cost to me; *absolutely free*.

NAME _____
ADDRESS _____
CITY _____ STATE _____

RADIO COURSES

FCC LICENSE PREPARATION

- COMMERCIAL
- AMATEUR
- CODE BRUSH-UP
- THEORY

TELEVISION AND RADIO SERVICING

Personal Counseling Approved for Veterans

YMCA TRADE & TECHNICAL
SCHOOL of N. Y.

15 West 63 St. New York 23, N. Y.
EN 2-8117

Catalog P. E. 53rd Year

NEW! WRIST RADIO

Amazingly powerful! Plays while you wear it. 400-mile reception using just its own antenna. No connection needed to ground, aerial, lamp, telephone, etc. Tunes entire broadcast band with sharp selectivity. **BUILD YOUR OWN**—New book has complete instructions. How-to-do-it book \$1.98 postpaid. Also a basic kit consisting of attractive pre-drilled case, "outline" chassis, and all necessary hardware \$2.98 ppd. Combination of book and basic kit, SPECIAL 53.98 postpaid. C.O.D.'s \$1 deposit. Huckerl Electronics, Box 7400-L7, Washington 4, D.C.

GIANT CATALOG

NEW LISTINGS — 1956 ELECTRONIC SPECIALS

Listing thousands of surplus electronic and mechanical bargains for experimenters, hobbyists, engineers—10c coin or stamps.

Rectifiers @ 29c ea. Transformers @ 49c ea.
Controls @ 29c ea. Bulbs @ 2c ea.
Switches @ 6c ea. Motors @ 99c ea.
Automatic Steppers @ 95c ea.

SOUNDTRONICS LABS Dept. P-8
632 ARCH STREET PHILADELPHIA 6, PA.

EASY TO LEARN CODE

Learn or increase speed with an Instructograph—the Radio-Telegraph Code Teacher that takes the place of an operator-instructor and enables anyone to master code without further assistance. Available tapes from beginners alphabet to typical messages on all subjects. Speed range 5 to 40 WPM. Always ready—no QRM. Thousands have "acquired the code" with the Instructograph System. Write today for convenient rental and purchase plans.

INSTRUCTOGRAPH COMPANY
4713-P Sheridan Road, Chicago 40, Illinois



Poland—Radio Warsaw, 9540 kc., carries English at 1930-2200. Their address is *Polskie Radio*, Warszawa, UL, Noakowskiego 24, Poland. (AE)

Portugal—Lisbon, *Radio Nacional*, 15,110 kc., can be tuned with an English program at 0930-1030. (SG)

Sarawak—A rare treat for most anyone's log is *Radio Sarawak*. It is being heard on 5052 kc. with English news at 0805. Careful tuning and some patience are needed as they are often jammed until news time.

Switzerland—A high-frequency station is HER7, Berne, on 17,784 kc. They have an English program at 0900-0930 (quiz show on Sundays). (SG)

Tanganyika—Dar-es-Salaam, 5050 kc., has increased power from 250 watts to 20 kw. It is being heard by our readers in England from 1230 tune-in and by 1300 has a good signal. The BBC news relay is heard at 1300. (BB)

Thailand—HSK9, Bangkok, 11,670 kc., is found at 0555 in language. At 0615, a woman announces for the station, followed by English news. At 0620, a program of Thai music is heard. They close at 0655, reopen at 0800 with a relay of the Home Service. (GF)

USA—A new call sign being heard is WBOU, on 17,785 and 11,870 kc.

USSR—Last July, we stated that—to our knowledge—the only Russian stations that verified were the Moscow xmtrs, in their English service to North America. A letter from the s.w. station, *Deutsche Welle*, Koln, Germany, signed by Horst A. C. Krieger, DX-Editor, states: "*Radio Moscow* never verifies with a QSL card or letter in the usual way as do other stations. Nevertheless, it seems as if local stations in USSR do verify directly provided that you write to them direct. To date, only one example is known and that is *Radio Tashkent*, Uzbekian, which verified my reception report after some weeks had passed."

Venezuela—*Radio Rumbos* has an English session on Monday and Friday at 1700-1800 on 4970 kc. This station usually puts a strong signal into Eastern N. A. (LM) -30-

SHORT-WAVE CONTRIBUTORS

Bernard Brown (BB), Derby, England
S. George (SG), Ottawa, Ontario
Harwood Shepard (HS), Auburn, N. Y.
Louis Marcarelli (LM), Medford, Mass.
Grady Ferguson (GF), Charlotte, N. C.
William Flynn (WF), Berkeley, Calif.
Roger Legge (RL), McLean, Va.
Kurt Meyers (KM), Columbus, Ohio
Robert Nelson (RN), Newburgh, N. Y.
Paul Mathieu (PM), Southbridge, Mass.
Frank Longenecker (FL), Hollywood, Calif.
Alfred Eiver (AE), Dartmouth, Nova Scotia
Bryan Greene (BG), Clifton Forge, Va.
Jack Parsons (JP), Tyrone, Pa.
Ted Levecque (TL), Bracebridge, Ontario
John Beaver (JB), Pueblo, Colo.
World Radio Handbook (WRH)

100 TUBES FOR \$49.50

TUBES PREMIER Unconditionally Guarantees All Tubes For One Full Year. Very Best Brands Available For Immediate Delivery, Individually Boxed.

1A5GT	6A7	6L6G	7L7	25A6
1A6	6AR5GT	7N7	25C5GT	
1A7GT	6AR4	6Q7GT	7Q7	25BQ6GT
1B3GT	6AB7	6S4	7V7	25C6G
1D6GT	6C5GT	6SA7GT	7A7	25A7GT
1F4	6AC7	6SD7GT	7X7	25Y5
1F5G	6AG5	6SF5	12A7	25Z5
1H5GT	6AK5	6S7GT	12AU6	26
1M6G	6AK6	6SH7GT	12AU7	27
1L4	6AL5	6SK7GT	12AV7	32L7GT
1LA4	6AQ5	6SL7GT	12AX4GT	35 51
1L6G	6AV6	6SN7GT	12A7	35A5
1LC5	6AU6	6SQ7GT	12AY7	35Q7
1LC6	6AV5	6SS7	12BA7	35C5
1LD5	6AV6	6U7GT	12BD6	35L6GT
1LM4	6AX4GT	6U8	12BE6	35Y4
1LN5	6AX5GT	6V6GT	12BH7	35Z5GT
1NSGT	6B4G	6V7	12F5GT	39 44
1PSGT	6B4G	6W4GT	12J7GT	41
1QSCT	6BD6	6W6GT	12Q7GT	42
1R5	6B3E	6X5GT	12S8GT	43
1S5	6BF6	7A5	12SA7GT	45
1T4	636GG	7A6	12SC7	45Z5GT
1U4	6BQ6GT	7A7	12SG7	46
1V4	63Y5G	7A8	12SK7GT	47
1V4	6C4	7AD7	12SL7GT	50AX6
1X2A	6C5GT	7B6	12SNGT	50L6GT
2A7	6C6	7B7	12SQ7GT	56
2K2	6R8G	7B8	12X4	57
3A4	6CB6	7C4	12Z3	58
3B7	6CD6G	7C5	14B6	70L7GT
3C6	6C6	7C7	14B8	77
3Q4	6BR4G	7C7	14Q7	78
3Q5	6F6GT	7E5	14W7	11L7LGT
5U4G	6G6G	7E6	14Z3	11Z3
5Y3GT	6J6	7E7	14X7	11Z6GT
6Z3	6K6	7J7	2A	

ANY ASSORTMENT—TAKE WHAT YOU WANT!
5¢ per tube extra for orders less than 100 tubes

NEW PICTURE TUBES			
SIZE	PRICE	SIZE	PRICE
10BP4B	11.95	16LP4A	19.95
12LP4A	11.95	16RP4	17.95
12UP4A	16.95	16TP4	17.95
14BP4	18.95	16WP4A	19.95
14CP4	18.95	17BP4A	17.95
16AP4	17.95	17CP4	21.95
16AP4A	15.95	17GP4	21.95
16DP4A	15.95	17HP4A	21.95
16EP4A	15.95	17LP4	21.95
16GP4A	15.95	17TP4	21.95
16JP4A	15.95	19AP4B	27.95
16KP4	17.95		

All tubes guaranteed 1 year.

TERMS: 25% DEPOSIT with order, balance C.O.D. All shipments F.O.B. Chicago. ORDERS LESS THAN \$5.00—\$1.00 SERVICE CHARGE. These prices supersede all previously advertised prices, subject to change.

PREMIER TV RADIO SUPPLY

3242 W. North Ave., Chicago 47, ARmitage 6-5550
WRITE FOR FREE BARGAIN CATALOGS

SHOOT TV TROUBLE FAST

With H. G. Cisin's Copyrighted RAPID "TV TROUBLE SHOOTING METHOD"

Without experience or knowledge, this guaranteed new method of servicing TV sets enables you to DIAGNOSE TV troubles as rapidly as an expert. NO THEORY—NO MATH—you can locate all faults in record-breaking time, regardless of make or model.

"TV TROUBLE SHOOTING METHOD" is the most valuable aid to TV servicing ever written. Be a TV Trouble Diagnostician. Increase your present earnings. Open your own profitable business or get a high-paying skilled job.

It's all in this book . . .

Nothing more to Pay—Nothing else to Buy

85 picture troubles, over 58 raster and 17 sound troubles. By this unique copyrighted method you know EXACTLY WHERE the trouble is; plus step-by-step instructions, including 69 RAPID CHECKS, enabling you to find the faulty part.

13 IMPORTANT PRELIMINARY CHECKS NEED NO INSTRUMENTS! Of the 69 Rapid Checks, OVER 65 ALSO REQUIRE NO INSTRUMENTS! Rapid checks include emergency checks for distorted pictures, defective tubes including PIX tube, plus 57 others. ALL EXPLAINED IN SIMPLE LANGUAGE. PERFORMED WITHOUT INSTRUMENTS. MANY CHECKS USE THE PICTURE TUBE AS A GUIDE.

H. G. Cisin, the author, is the inventor of the AC/DC midjet radio. He licenses RCA, AT&T, etc. He has also trained thousands of technicians now owning their own prosperous TV service organizations or holding highly paid TV positions. His years of experience are embodied in this remarkable new book.

Guaranteed, Money Back in 5 Days if Not Satisfied!

ABSOLUTELY FREE with each order: H. G. Cisin's newest book "TV & RADIO TUBE SUBSTITUTION GUIDE." Gives direct replacements of set and picture tubes. Most valuable servicing aid! ACT NOW—get both books postpaid at cost of only one!

\$1 Post-paid

RUSH COUPON NOW!

H. G. CISIN, CONSULTING ENGINEER, Dept. P-12
Amagasset, N. Y.
Enclosed find \$1. Rush both books.

Name

Address

City..... Zone..... State.....

Get This Valuable Book

FREE

Yes, you get this big, brand new book, "150 Radio-Television Picture Patterns and Diagrams Explained", absolutely FREE! Just off the press! Gives complete wiring circuits and diagrams on the latest Radio and Television Sets. Easy-to-read, large 8½ x 11" pages, with full instructions on how to read and use the diagrams. A "must" in every Radio and Television service-man's repair kit. You get this valuable book as a FREE Gift for asking to see Coyne's great new 6-book set, "Applied Practical Radio-Television"!

Here's "Know-How" That Makes You Worth More!

Coyne's great new 6-volume set gives you all the answers to servicing problems—quickly! For basic "know-how" that is easy to understand, you'll find everything you want in volumes 1 to 5 which contain over 5000 practical facts and data. They cover every step from principles to installing, servicing, trouble-shooting and aligning all types of radio and TV sets. So up-to-date it includes COLOR TV and UHF, adaptors and converters. Also covers very latest information on TRANSISTORS.

900-Page Television Cyclopedic Included

And then, for speedy on-the-job use, you get volume 6—the famous Coyne TELEVISION CYCLOPEDIA. It answers today's television problems on servicing, alignment, installation and others. In easy-to-find ABC order, cross indexed. Use this 6 volume TV-RADIO LIBRARY free for 7 days; get the valuable Servicing Book ABSOLUTELY FREE!

Just for Examining COYNE'S New 6-Volume Set

"Applied Practical Radio-Television"

ON 7 DAY FREE TRIAL!

SEND NO MONEY! Just mail coupon for 6-volume set on 7 days free trial. We'll include book of 150 TV-Radio Patterns & Diagrams. If you keep the set, pay \$2 in 7 days and \$2 per month until \$22.50 plus postage is paid. (Cash price \$20.95). Or you can return the library at our expense in 7 days and owe nothing. YOU BE THE JUDGE. Either way, the book of TV-Radio Patterns is yours FREE to keep! Offer is limited. ACT NOW!

FREE BOOK—FREE TRIAL COUPON!

Coyne Electrical School, Educational Book Publ. Div., Dept. 16-PE
500 S. Paulina St., Chicago 12, Ill.

YES! Send 6-volume "Applied Practical Radio-Television" for 7 days FREE TRIAL per your offer. Include TV-Radio Patterns & Diagram Book FREE.

Name..... Age.....

Address.....

City..... Zone..... State.....

Where Employed.....

() Check here if you want library sent COD. You pay postman \$20.95 plus COD postage on delivery. 7-day money-back guarantee.

COYNE

ELECTRICAL SCHOOL

500 S. Paulina St., Dept. 16-PE Chicago 12, Ill.

MAGIC of remote RADIO CONTROL

For model airplanes, boats, cars, etc. FREE CATALOG "P." No operator's license required. FREE—SEND FOR FCC FORM 505

GYRO RADIO CONTROL TRANSMITTERS, 27-255 Mc. Most POWERFUL 5 Watt TRANSMITTER—LOWEST PRICE. Famous 2 Tube MAC II circuit, with GYRO MAGIC TUNING INDICATOR. Completely Tested, includes: 9 1/2" H. sect. Antenna, Remote "Clicker," Keying Switch. **\$23.95**
 Meter, Beaut. Cabinet 12x7x6. **MODEL X3**... \$39.50
 Pack, antenna, meter, keying line, etc. **\$39.50**
RADIO CONTROL TRANSMITTER & RECEIVER KIT—27 1/4 Mc. Band—License Free. All Parts & Diag. (less tubes & crystal) to build Powerful 5 Watt Transmitter Unit & 2-Tube Receiver w. SIGMA RELAY, wound coils. **\$9.95**
 drilled bases
LORENZ 2-TUBE RECEIVER KIT with Tubes and Relay... **\$13.95**
SIGMA 4F RELAY, 8,000 ohm, \$4.25; R/C Equipment... 3.95
"RADIO-CONTROL HANDBOOK" \$2.25; Book "TRANSISTORS" 2.00
CRYSTALS: 27-255 Mc. Petersen 29A \$3.95; **HOLDER**... .15
RELAY CONTROL w. Sigma 10K Relay, Hi-impedance Audio Choke, Thermal Switch, Alnico Magnet, Neon Lamp, etc... 1.25
Electronic STROBOSCOPE—Stops motion—110V AC, Complete... 18.95
CRYSTAL SET KIT w. EARPHONE \$2.65; EARPHONES Hi-Imp 1.95
Mini VIBRATOR SUPPLY 6V, input 90VDC, 30 Ma., 3.45
TUBES: XFG1, RBK1, 9A2, 1AG1, 6X4; **TRANSISTORS** 3.45
2-6V CHARGER KIT \$4.95... New Diode 4.45
Storage BATTERIES: Mini, 6V, N76 \$2.45; 2V, 27A/H... 2.75



GYRO ELECTRONICS 325 CANAL ST., N. Y. 13, N. Y.

NEW! **WORLD'S SMALLEST PRECISION SUPER POWER 2 Transistor Radio**

World's smallest and lowest priced printed circuit 2 Transistor set. Perfect for Sports fans, at office, shop or school. Plays anywhere. Listen in full privacy. Small as a cigarette pack. Tucks into shirt pocket or purse. Operates months on 2 pen cells. Ideal emergency portable for civil defense. Assembles quickly. Complete with battery, less ear set, \$9.95 ppd. Exclusive 8,000 set \$3.95 ppd. or send only \$1 and pay balance plus C.O.D. charge. **EASTERN AUDIO RESEARCH, Box 2, Huntington Sta., N. Y.**

WALKIE-TALKIE

Build a real wireless portable radiophone for the 2 meter amateur band with the following precision components. Factory wired and tested transmitter chassis complete with special dual tube \$6.50. UTC "ouncer" mike transformer \$.98. High output carbon mike \$1.49. Super Alnico headphone \$1.25. 2" x 5" x 9" aluminum case \$2.00. Wiring diagram \$.50. Uses standard batteries available at your local radio store. Please include 5% for postage. COD's require \$1.00 deposit.

SPRINGFIELD ENTERPRISES
 Box 54-E Springfield Gardens 13, N. Y.

WANTED FOR CASH Electronic Tubes

Transmitting—Special Purpose—Receiving—Any Quantity from one to thousands. Immediate response to all offers.

JACK KAY
 129 5th Ave., N.Y.C. 3, N.Y.

INVENTORS

Send for **PATENT INFORMATION** Book and **INVENTOR'S RECORD** without obligation

GUSTAVE MILLER
 16-6P WARNER BUILDING WASHINGTON 4, D. C.

REGISTERED PATENT ATTORNEY
 ASSOCIATE EXAMINER U.S. PAT. OFF. 1922-1929
 Patent Attorney & Advisor U. S. NAVY DEPT. 1930-1947
PATENT LAWYER

MOVING?

BE SURE POPULAR ELECTRONICS FOLLOWS YOU. PLEASE SEND YOUR CHANGE OF ADDRESS TO

POPULAR ELECTRONICS
Circulation Department
 64 E. LAKE ST. CHICAGO 1, ILL.

Audio Audit

(Continued from page 85)

the audio field, and with gratifying results.

As the trend catches on, both on the part of the industry and that of the consumer, more advances can be expected along these lines. The use of newly discovered—and re-discovered—beauty in natural wood grains such as birch, walnut, and oak rivals the traditional finishes of mahogany, maple, and blonde. Combining these textures with skill into structures that are intended to look good as well as "sound" good is rapidly becoming a facet of the electronics art all in itself. And if prices for completely assembled and finished units are relatively high (good furniture has never been cheap), the "do-it-yourself" enthusiast will find on the market the widest assortment of prefabricated kits yet made available.

Audio Shows Themselves

This "Audio Audit" would not be complete without a word on audio shows themselves. The great majority of exhibits are entertaining as well as informative. But a few still resemble a barker's demonstration at a carnival side show. Some restraint and exercise of good taste should be blended with the showing of the fine equipment. The "selections" played in certain quarters could stand some improvement: less drumbeats and automobile horns, and more music. Weird sounds that shock may earn a smile at first hearing, or prove a point in the laboratory. But after all, the main purpose of hi-fi is to reproduce music. And whether it be Bach or Bartok, Armstrong or Brubeck, good, solid music should prevail.

Which exhibit sounded best? That's any man's choice. More and more, authorities in the field are emphasizing the purely subjective factors in an individual evaluation of this or that hi-fi system. It is now generally agreed that almost any combination of matched components can provide a system that will make *somebody* happy. Technical specifications being the same for a group of similar components, the deciding factors would include one's personal attitudes toward styling, space requirements, listening room acoustics, intended use, overall impression made both visually and aurally, and—of course—price.

Needed Electronic Inventions

(Continued from page 32)

rays" have been developed, but experiments thus far indicate that the equipment would be bulky, difficult to control, of a limited range, and would require fantastic amounts of electrical power.

Speech-into-Writing Translator

Not only the military, but industry and business as well, could use a lightweight unit capable of translating ordinary speech into the written word. It would be valuable for speeding up communications and for intercepting radio and wire transmissions. All the approaches tried thus far have indicated that the apparatus required would be complicated, bulky, and expensive, and would do a far from satisfactory job. An "ideal" unit should not be appreciably larger than a present-day tape recorder. A person could speak into a microphone and the speech would be translated into a written or typed message, either on a flat sheet, or on a continuous strip of tape. It may be that a new approach utilizing transistorized, miniature circuitry will result in a satisfactory solution. However, because of the differences in voices, the various accents people use, and the differences in the spelling and meaning of words that are pronounced similarly, the problems of developing such a device are many.

Most of the "needed inventions" described above have been either new systems or relatively complex pieces of equipment. But the lists issued by the National Inventor's Council also contain a number of relatively simple components and new chemicals and materials.

-30-

Transistorized Light Meter

(Continued from page 45)

over a few feet to vary the illumination on the photocell. Now darken the room.

Zero the meter as described above with R_2 rotated fully *counterclockwise*. Then place the light source at a distance of 9.6 inches from the cell window, remove the light shield, and gradually advance the calibration control until the meter reads full-scale. Check the zero adjustment by replacing the light shield and readjust both R_4 and R_2 until the meter reads zero with no light on the cell and full-scale at the 9.6" spacing.

Now refer to Table 1. Increase the spacing between light source and cell as shown, marking the scale with the corresponding number of foot-candles for each new distance. Subdivisions of 5 foot-candles may be drawn in after the calibration is complete, spacing the smaller index lines proportionately with relation to the main divisions.

Extension of Range

The range of the instrument may be extended to 100 foot-candles or more by starting the calibration closer to the light source

January, 1956

Your choice of school is highly important to your career in



**INDUSTRIAL
ELECTRONICS**



RADIO



TELEVISION

Become an

ELECTRICAL ENGINEER

or an

ENGINEERING TECHNICIAN

at

MSOE in Milwaukee

Choose from courses in:

ELECTRICAL ENGINEERING

Bachelor of Science degree in 36 to 42 months with a major in electronics or electrical power.

ELECTRICAL TECHNOLOGY

Engineering Technician certificate in 12 months in electronics, radio, or electrical power.

Associate in Applied Science degree in 18 months in radio and television.

TECHNICAL SERVICE

Service certificate in 6 months in electricity; in 12 months in radio and television.

MSOE — located in Milwaukee, one of America's largest industrial centers — is a national leader in electronics instruction — with complete facilities, including the latest laboratory equipment, visual aid theater, amateur radio transmitter — offers 93 subjects in electrical engineering, electronics, radio, television, electrical power, and electricity.

Advisory committee of leading industrialists. Courses approved for veterans. Over 50,000 former students. Excellent placement record.



TERMS OPEN APRIL, JULY,
SEPTEMBER, JANUARY,

Choose wisely — your future depends on it. Write for more information today!

MILWAUKEE
SCHOOL OF ENGINEERING

Dept. PE-156, 1025 N. Milwaukee St.
Milwaukee 1, Wisconsin

Send FREE career booklets on:

Electrical Engineering Radio-Television

I am interested in..... (Name of course)

Name.....

Address.....

City..... Zone..... State.....

If veteran, give discharge date..... MS-31A

LEARN RADAR MICROWAVES TRANSMITTERS CODE TV RADIO

Phila. Wireless Technical Institute
1533 Pine St. Philadelphia 2, Penna.
A Non-Profit Corp. Founded in 1908
Write for free catalog "P"

Shrinks Hemorrhoids New Way Without Surgery

Science Finds Healing Substance That
Relieves Pain—Shrinks Hemorrhoids

For the first time science has found a new healing substance with the astonishing ability to shrink hemorrhoids and to relieve pain—without surgery.

In case after case, while gently relieving pain, actual reduction (shrinkage) took place.

Most amazing of all—results were so thorough that sufferers made astonishing statements like "Piles have ceased to be a problem!"

The secret is a new healing substance (Bio-Dyne*)—discovery of a world-famous research institute.

This substance is now available in *suppository* or *ointment form* under the name *Preparation H*.* Ask for it at all drug counters—money back guarantee.

*Reg. U.S. Pat. Off.

VHF AM-FM RADIO

Supersensitive sub-miniature tube set receives television, FM broadcast, C.A.P. and amateurs without antenna or ground. Tunes from 75 mc. to 150 mc. Similar models available in frequency bands from 27 mc. to 225 mc. Pocket size—measures only 2" x 2" 2 3/4". Highest quality components used. Specify battery or AC model. Use with any magnetic headphone or can be connected to audio amplifier for loudspeaker operation. Thousands in use by amateurs, experimenters, and civil defense. Factory wired and tested chassis complete with special tube only \$5.98 postpaid. In kit form \$3.98. Postage extra on COD orders. New transistor audio amplifier for extra loud reception only \$2.00 including transistor.

SPRINGFIELD ENTERPRISES

Box 54-E

Springfield Gardens 13, N. Y.

1N34A CRYSTAL DIODES @ 49c Ea. or 5 for \$2.00.

Phone Amplifier @ \$3.99 Ea. or 10 for \$37.50.

Aluminum polished enclosed chassis—on and off volume control—Tone control—Selenium rectifier—Audio output Transformer for 3.2 ohms V.C.—25L6 Tube.

Surprise package for beginners of more than 2 lbs. of parts and tubes from our R & D labs. **\$1.00.**

MacFARLANE INDUSTRIES
P. O. Box 208 Culver City, California

INVENTORS

Learn how to protect your invention. Specially prepared "Patent Guide" containing detailed information concerning patent protection and procedure with "Record of Invention" form will be forwarded to you upon request—without obligation.

CLARENCE A. O'BRIEN & HARVEY JACOBSON
Registered Patent Attorneys

69-A District National Bldg. Washington 5, D. C.

with an adjustment of R_2 that permits a full-scale deflection for this higher illumination intensity. To find the correct distances for 100 foot-candles, 90 foot-candles, etc., the following equation may be used if only one of the two filaments of the 32 + 32 CP lamp is connected:

$$d = \frac{5.66}{\sqrt{F.C.}}$$

where d = distance in feet between source and photocell, and F.C. = desired illumination in foot-candles.

To increase the distance between the source and the photometer for the higher values of illumination, both filaments may be connected in parallel to obtain a light emission of 64 CP. In this case, the equation becomes:

$$d = \frac{8}{\sqrt{F.C.}}$$

Theory of Operation

The CL-1 photocell (or the improved CL-2 version) is a photo-resistive type whose d.c. resistance diminishes with increasing light. When the cell is dark, the resistance is very high, so that the current from $B1$ through the cell, $R1$, $R2$, and thence through the base-emitter circuit of the transistor is quite small. Under these conditions, the current in the collector circuit is also small and the meter may be adjusted to read zero by varying $R4$.

$R3$, $R4$, and the resistance of the collector circuit form a Wheatstone bridge, an arrangement that allows the user to set the meter at zero even with some current flowing through the collector circuit. Then, when the current increases, the balance of the bridge is upset, the meter reads and provides an indication of the extent of the change.

The transistor (2N107) is connected as a d.c. amplifier with a gain which ranges from 12 to 20 times depending upon the particular transistor. Flexibility of this photometer circuit is such that almost any transistor in good condition may be used, provided that it is a junction type. The 2N107 is a $p-n-p$ arrangement but an $n-p-n$ may be substituted if both battery polarities are reversed in wiring.

-30-

Electronic Coin Tossing

(Continued from page 57)

Observe the polarity of the selenium rectifier and the electrolytic capacitor; they may be connected as shown or both may be reversed. Do not reverse the connections of only one of the two parts or the capacitor will be damaged.

GLOSSARY OF ELECTRONIC TERMS

This glossary, which is being published in serial form, started in August, 1955. It consists of a selected group of definitions taken from the booklet "A Dictionary of Electronic Terms," published by Allied Radio Corp., 100 N. Western Ave., Chicago, Ill. The complete dictionary, containing over 3500 terms, is available from Allied at 25 cents a copy.

oscillator—(1) Any non-rotating device for setting up and maintaining oscillations of a frequency determined by the physical constants of the system. Examples are vacuum tubes, sparks, or arc generators. (2) In a superheterodyne receiver, that stage which generates a radio-frequency signal of the correct frequency to mix with the incoming signal and produce the intermediate-frequency of the receiver. (3) In a transmitter, the stage that generates the carrier frequency or a frequency equal to some definite multiple of the carrier frequency. (4) A test instrument that can be set to generate an unmodulated or tone-modulated r.f. signal at any frequency needed for aligning or servicing radio receivers and amplifiers. (5) A test instrument for generating an audio-frequency signal, at any desired frequency for test purposes. (6) In early radio, a form of generator of radio frequencies that was coupled to an antenna as a radio transmitter. (7) In the very high and ultra-high frequencies, a generator that is coupled to some form of radiator as a transmitter.

output impedance—The impedance as measured between the output terminals of a radio device, receiver or amplifier at a definite frequency or at a predominant frequency in the audio range which the device is to handle. For maximum power transfer, the load impedance should match or be equal to this output impedance.

output transformer—The iron-core audio-frequency transformer used to match the output stage of an audio-frequency amplifier to its loudspeaker or other load.

overload—A load greater than a device is designed to handle.

overtone—One of the harmonic frequencies at which a vibrating body can freely vibrate in addition to its lowest fundamental frequency. The first harmonic is the fundamental; the second harmonic is the first overtone.

oxide-coated cathode—A cathode coated with oxides of alkaline-earth metals to improve electron emission at moderate temperatures. Usually barium and strontium.

paper capacitor—A fixed capacitor consisting of interleaved strips of metal foil separated by an oiled or waxed paper dielectric.

parallel connection—A shunt connection. A method of connecting two or more components into a circuit side by side so that one line terminal is connected to one end at each component (these ends are thus connected together); and the other line terminal is connected to the other side at each component.

peak inverse anode voltage—The maximum instantaneous anode voltage in the direction opposite to the forward anode voltage. Often applied to the maximum voltage which a rectifier can tolerate without internal arcing between electrodes.

peak load—The maximum load consumed or produced at or in a stated period of time.

peak voltage—Maximum voltage which can be applied to electrolytic capacitors for a period not to exceed about 30 seconds. Also called **surge voltage**.

pentode—A vacuum tube having five electrodes. Ordinarily, these will be the cathode, control grid, screen grid, suppressor grid and anode.

per cent ripple—The ratio of the r.m.s. ripple voltage to the algebraic average of the total voltage of a rectifier.

period—Time required for one complete cycle of an oscillating or recurring quantity.

permeability—Measure of the ease with which a given material can carry magnetic lines of force; expressed as a multiple of the permeability of air which is 1.

phase—The position at any instant which a periodic wave occupies in its cycle. If amplitude is depicted perpendicular to a time axis, phase may be represented as a position along the time axis. If the time of one period is represented as 360°, the phase position is called a **phase angle**. Phase angle is also shown as the angle of a rotating vector moving through 360° in one period or cycle. This angle is measured with respect to some fixed direction or to some other rotating vector.

phase inverter—A vacuum-tube stage containing one or more tubes connected between single-ended preceding stages and a succeeding push-pull stage; converts single-ended input to push-pull output.

phase shift—Change in the phase relationship between two periodic quantities.

phono cartridge—A small unit containing a crystal, magnetic coil, ceramic element, etc. Cartridges are fitted into tone arms of record players. The mechanical movement of the stylus in the record grooves is transmitted to the crystal or ceramic elements, producing a stress which generates a small voltage. This voltage in turn is fed into the amplifier, and subsequently emerges as audible sound. In the case of magnetic coil cartridges, the movement of the needle traveling in the record groove moves an armature in the magnetic field back and forth, varying the amount of magnetic flux linking the coil and inducing a voltage in the coil. This voltage is then fed into the amplifier in the same fashion as crystal and ceramic cartridges. See also **crystal cartridge**.

phonograph—A device for converting mechanical vibrations into sound waves. **Electrical Phonograph**—A phonograph in which the motor derives its power from an electrical source. **Mechanical Phonograph**—A phonograph utilizing a hand-wound type of mechanical motor.

phosphor—Any substance which becomes luminous as a result of exposure to radiant energy or bombardment by atomic particles. The effect may cease with the exciting stimulus (fluorescence) or may persist (phosphorescence). In the electronic art, the term "phosphor" is used most commonly to denote those substances (such as zinc silicate) employed for the coating of cathode-ray screens. These phosphors are

produced in a wide variety of colors and a wide range of persistencies.

photocell—See **photovoltaic cell**. Sometimes incorrectly referred to as a phototube.

photoelectric cell—(1) A general term applying to any cell whose electrical properties are affected by illumination. (2) A type of photoemissive cell consisting of a vacuum or gas-filled tube having a photo cathode from which electrons are emitted when the surface is exposed to light.

phototube—A two-element glass vacuum tube whose cathode emits electrons when light falls on it, the electrons being attracted to the anode when a positive potential is applied to it. Commonly used in sound motion picture projectors and light-operated relay circuits. Also frequently but incorrectly called photocell.

photovoltaic cell—Photronic cell or barrier-layer cell. A light-sensitive cell capable of generating a voltage when exposed to visible or other radiation. Copper-cuprous oxide or silver-selenium are common types.

pickup—A mechanical device that converts some form of intelligence into a corresponding electrical signal. Also called **transducer**.

pie winding—A method of constructing coils from a number of individual washer-shaped coils called **pies**. Also called pi (π) winding.

piezoelectric—Literally, pressure electricity. Property of some crystals which have the ability to generate a voltage when mechanical force is applied, and the converse ability to produce a mechanical force by expanding or contracting when a voltage is applied.

pilot lamp—A small lamp used to illuminate the tuning dial of electronic equipment or to indicate when the equipment is turned on.

pin connections—Connections made to pins of a vacuum tube. The following abbreviations are used to identify pin connections: **NC**—no connection; **IS**—internal shield; **IC**—internal connection (but no electrode connection); **P**—plate; **G**—grid; **SG**—screen grid; **SU**—suppressor; **K**—cathode; **H**—heater; **F**—filament; **RC**—ray-control electrode; **TA**—target.

pitch—(1) The property of a tone which is determined by its frequency. The higher the tone, the higher the pitch. (2) The distance between two adjacent threads of a screw.

plate—(1) The common name for the principal anode of a vacuum tube. (2) One of the conductive electrodes of a capacitor. (3) One of the electrodes of a storage battery. (4) Colloquialism for a piezoelectric crystal.

plate resistance—The ratio of a small change in plate voltage divided by a small change in plate current, in vacuum-tube circuits. The symbol is **R_p**.

plate voltage—The direct voltage between the plate and the cathode of a vacuum tube.

plug-in coil—A coil having as its terminals a number of prongs arranged to fit into a socket mounted on the radio chassis.

polarity—(1) An electrical condition determining the direction in which current tends to flow. Applied to direct current sources; also to components when connected in d.c. circuits. (2) The quality of having two opposite charges, one positive and the other negative. (3) Quality of having two opposite magnetic poles, one north and one south.

potentiometer—(1) A popular term for a variable resistor. Radio pots (potentiometers) usually have a ring-shaped resistance unit with an adjustable arm. Laboratory models are larger, straight and tubular. The device may be connected as a variable resistor (one end and movable contact) or as a voltage divider (both ends and movable contact). (2) A standard instrument of high precision used for measuring d.c. potential (and thereby current or resistance). Measurement is by a null method so that no power is transferred to or from the unit under investigation by the instrument.

powdered iron core—A core consisting of powdered magnetic material mixed in a suitable matrix and pressed into the required shape.

power—Rate of doing work. Energy per unit time. May be expressed in horsepower (550 foot-pounds per second). More often in the electrical field, it is expressed in watts (joules per second) or in kilowatts (thousands of watts).

power amplifier—(1) An audio- or radio-frequency amplifier designed to deliver a relatively large amount of output energy. (2) The last stage of an amplifier as distinguished from previous stages usually classed as voltage amplifiers. Here, signal currents appear, so power (EI) is amplified.

power output—The power in watts delivered by an amplifier to a load, such as a speaker.

preamplifier—An extra stage of amplification at the front end of an amplifier or receiver. Also a separate booster unit employed with amateur receivers or television sets for strengthening weak signals. Typical example: a preamplifier used to increase the output of low-output magnetic cartridges in phono players.

pre-emphasis—The increase of the relative strength of higher audio frequencies as, for instance, at a transmitter of the frequency-modulated type. After de-emphasis at the receiver, the net result is an increase in signal-to-noise ratio. Used in disc recording to subdue record scratch.

preselector—A tuned-radio-frequency amplifier or antenna tuning device inserted between the radio receiver input terminals and the antenna lead-in to increase the amplitude of the incoming signal.

printed circuit technique—A method by which circuit connections and many of the components are printed or painted on a plane surface with conductive or resistive media. Permits building extremely compact circuits.


push-pull circuit—Two-tube amplifier circuit in which the grid and plate of one tube is operating 180° out of phase with the grid and plate of the other tube, as against parallel operation in which the grids are connected together and the plates are connected together. Push-pull operation generally results in higher output efficiency. Even-order (2nd, 4th, etc.) harmonics are cancelled out. Hum in the plate supply circuit is balanced out. Push-pull circuits are used at both audio and radio frequencies.

push-pull transformer—An iron-core a.f. transformer designed for use in a push-pull amplifier circuit. If it is the input transformer, it will have a center-tapped secondary winding. If it is the output transformer, it will have a center-tapped primary winding.

(To be continued next month)

LEARN ELECTRONICS & COLOR TV in K.C.

UNIVERSAL TV . . . Famous for 25 Years
Thousands of Successful Grads



ELECTRONICS—the world's GREATEST new industry is years ahead of its manpower supply. **ELECTRONICS JOBS ARE SEEKING TRAINED TECHNICIANS**, an acute shortage of which exists today. Big companies are actually pirating men from one another because there aren't enough trained electronics experts to go around to fill the many jobs.

Wide Scope Electronics Course at UNIVERSAL: Embraces Radio, Monochrome-Television, Color TV, Industrial Electronics, Industrial Television, Atom-electronics and Automation. Automation, a terrific new field, embraced at UTS.

25 Years EXCLUSIVELY in Electronics:

For a quarter of a century UNIVERSAL TV has been training and placing good technicians in fascinating big-pay jobs from coast to coast. You can start earning as much as \$150 per week; no limit as time goes on, or you can open your own business.

UNIVERSAL not a Johnny-come lately school:

Not a home study or correspondence training, but a "genuine" old established resident school staffed by expert instructors and headed by America's first TV broadcasters. Costs too little to prepare yourself for life. Many middle age trainees attend; go into successful business. No previous experience needed. Approved for vets and non-vets. Send coupon for FREE BOOK on TV & electronic opportunities.

WRITE FOR

FREE CATALOG

—FILL OUT COUPON—

UNIVERSAL TV SCHOOL

1222E Admiral Boulevard, Kansas City, Missouri

PLEASE SEND ME INFORMATION FREE. Age.....

Name.....

Address.....

City..... State.....

Check here if Korean Veteran

SPEAKERS Guaranteed TOP QUALITY

8" HI FI Curvilinear Cone 30-15000 CPS. 4.98 2/9.00
8" Woofer—11" Power. 4.29 2/8.00
12" Wide Range. 4.79 2/8.75

Extra Heavy Alnico V Magnets

25% Deposit Balance C.O.D. F.O.B. San Gabriel

T. E. HANDFORTH

8430 E. HERMOSA SAN GABRIEL, CALIF.

STATEMENT REQUIRED BY THE ACT OF AUGUST 24, 1912, AS AMENDED BY THE ACTS OF MARCH 3, 1933, AND JULY 2, 1946 (Title 39, United States Code, Section 233) SHOWING THE OWNERSHIP, MANAGEMENT, AND CIRCULATION OF Popular Electronics published monthly at Chicago, Ill., for October 1, 1955.

1. The names and addresses of the publisher, editor, managing editor, and business managers are: Publisher, Ziff-Davis Publishing Company, 64 East Lake St., Chicago 1, Ill.; Editor, Oliver Reed, 366 Madison Ave., N. Y. 17, N. Y.; Managing Editor, O. P. Parrish, 366 Madison Ave., N. Y. 17, N. Y.; Business Manager, G. E. Carney, 366 Madison Ave., N. Y. 17, N. Y.

2. The owner is: Ziff-Davis Publishing Company, 64 East Lake St., Chicago 1, Illinois; Estate of William B. Ziff, 366 Madison Ave., N. Y. 17, N. Y.; A. M. Ziff, 366 Madison Ave., N. Y. 17, N. Y.; B. G. Davis, 366 Madison Ave., N. Y. 17, N. Y.; S. Davis, 366 Madison Ave., N. Y. 17, N. Y.

3. The known bondholders, mortgagees, and other security holders owning or holding 1 percent or more of total amount of bonds, mortgages, or other securities are: Modern Woodmen of America, Rock Island, Illinois.

4. Paragraphs 2 and 3 include, in cases where the stockholder or security holder appears upon the books of the company as trustee or in any other fiduciary relation, the name of the person or corporation for whom such trustee is acting; also the statements in the two paragraphs show the affiant's full knowledge and belief as to the circumstances and conditions under which stockholders and security holders who do not appear upon the books of the company as trustees, hold stock and securities in a capacity other than that of a bona fide owner.

5. The average number of copies of each issue of this publication sold or distributed, through the mails or otherwise, to paid subscribers during the 12 months preceding the date shown above was: (This information is required from daily, weekly, semi-weekly, and tri-weekly newspapers only.)

G. E. CARNEY, Business Manager
Sworn to and subscribed before me this 27th day of September, 1955.

(SEAL)

VICTOR C. STABILE, Notary Public.
(My commission expires March 30, 1957)

Classified

RATE: 50¢ per word. Minimum 10 words prepaid. March issue closes January 3rd. Send order and remittance to: POPULAR ELECTRONICS, 366 Madison Avenue, N. Y. C. 17.

FOR SALE

DIAGRAMS for repairing radios \$1.00, Television \$2.00. Give: make, model. Diagram Service, Box 672-PE, Hartford 1, Conn.

DIAGRAMS: Counters, Timers, Organs, Intercoms, etc. \$1.00 each. List Free. Parks, 104-A S. E. 57th, Portland 15, Oregon.

RADIO Plans-Pocket F-M, Four Band, Oscillator, All Three Only 20c And Stamped Envelope, Printed Circuit Television Antenna \$1.98, See POPULAR ELECTRONICS Sept. Page 117 Ekeradio, 646 North Fair Oaks, Pasadena, California.

BUY Surplus Radio electronic Equipment parts, jeep, boat machinery tools, hundreds others. Direct from Government at tremendous Savings. List \$1.00. Box 169ZFA, East Hartford 8, Conn.

CODE Oscillator, Guaranteed, \$4.00 Postpaid or C.O.D. Details Free. Stout, 2241A, E. Broadway, Muskegon, Michigan.

24 PAGE Plans "20 Crystal Sets" (SW record 5800 miles) 25c—catalog. Laboratories, 328-L Fuller, Redwood City, California.

ETCHED circuitry supply list free. Kit \$2.00. Moenco, Box 42, Haddon Heights, N. J.

QUITTING Radio—Big Box Tubes, Condensers, Resistors. Tools, Chemicals, \$3.92 Prepaid. Jay-Kay, Box 181, Hamilton, Ohio.

GOLD And Silver Indicators, Price \$30. Box 51, Plant City, Fla.

1000 BUSINESS Cards (1956 Calendar on reverse side) \$3.95. Deuble Distributing, Box 52-C, Buffalo 9, New York.

SECRET Beam Transmitter, New Surplus, Five Mile Range, White & Infrared Beam, Portable, Works on flashlight batteries. Complete with Signal Gun, Gunstock, Tripod, Infrared Goggles, Remote Control, Carrying Case, Manual. Government paid over \$50. Yours for only \$10 Postpaid or \$3 Bal. C.O.D. Illustrated Signal Corps Manual! 50¢. Surplus Box 118, Jersey City 4, N. J.

TRANSISTOR Devices, walkie-talkies, VHF AM-FM portable radios, geiger counters, radio control, photoelectric relays all at wholesale prices direct from our factory. Free literature. Springfield Enterprises, Box 54-E1, Springfield Gardens 13, New York.

WALKIE-talkie. Build wireless portable radiophone for less than \$10.00. Plans for variable frequency and crystal control types, only 50¢ for both. Springfield Enterprises, Box 54-E1, Springfield Gardens 13, New York.

ELECTRIC Guitars, amplifiers, parts, wholesale. Free catalog. Carvin PE287, Covina, Calif.

SURPLUS Radios, Receivers, Electronic Equipment—Buy Direct From Government, Bulletin \$1.00. Box 1842K, Hartford 1, Connecticut.

TELEPHONE Transmitter. Hand set type. Suitable for inter-house phones, speakers or any communication purpose. Delivered two for \$1.00. No C.O.D.'s. Telephones, Dept. C-129, 1760 Lunt, Chicago, 26.

WANTED

CYLINDER and old disc phonographs. Edison Concert, Balmoral, Conqueror, Opera, and Oratorio models. Berliner Gramophones and Zono-o-phones. Columbia disc and cylinder Graphophones. Bettini micro-reproducer. Want old catalogues and literature on early phonos prior to 1919. Will pay cash or trade late hi-fi components. POPULAR ELECTRONICS, Box 50.

HELP WANTED

GET New Shirt Outfit Free: make \$90.00 weekly on 5 average orders a day. Famous quality Made-To-Measure dress and sport shirts at \$3.95 up sell fast to all men. No experience needed. Full or part time. Write: Packard Shirt Co., Dept. 260, Terre Haute, Ind.

POPULAR ELECTRONICS

JOBS to \$1500 Monthly. All Trades. So. America, The Islands, US. Fare Paid. Application Forms, Free Information. Write Dept. 72E. National, 1020 Broad, Newark, N. J.

INVENTIONS WANTED

INVENTIONS wanted. Patented; unpatented. Global Marketing Service, 2420 77th, Oakland 5, Calif.

BUSINESS OPPORTUNITIES

TO \$50.00 Weekly. Sparetime, Home Operated Mail-order Business. Successful "Beginner's" Plan. Everything Supplied. Lynn, 10420-E National, Los Angeles 34.

VENDING Machines—No Selling. Operate a route of coin machines and earn amazing profits. 32-page catalog free. Parkway Machine Corporation, Dept. 12, 715 Ensor St., Baltimore 2, Md.

WHETHER you have ever had any experience in the Fire Extinguisher Field—or whether you haven't—be sure and write us for the Facts about this New Company that gives you the biggest opportunity a Man ever had to build up a Business of his own, with protected, exclusive Territory. The "Fire King" Company, Inc., Dept. 16, Littleton, Colorado.

FREE Booklet "Money-Making Facts" tells mechanically-inclined men how to start sparetime business at home. Lee Foley Company, Columbia Heights, Minnesota.

WANT a good job? Your own Electrical Service Business? Higher Pay—More money for you. We help you. Shop-Method home training—tools—equipment. Automatic Appliances, Equipment Service. Write today. Advance Training Dept. C-301, Chicago 31, Ill.

TAPE RECORDERS

TAPE Recorders, Tapes, Accessories. Unusual values. Dressner, Box 66E, Peter Stuyvesant Station, N. Y. 9.

MINERALS & PROSPECTING

GEIGER Counter and Metal Detector Kits. Inexpensive, Educational. Free Literature. Electronic Applications, Dept. B, 5024 Lee Highway, Arlington 7, Va.

"HOT Rock" geiger counter kit. Only \$15.95 complete. Send \$5. balance C.O.D. Catalogue. American Laboratories, 471 Clifton Ave., Newark 4, N. J.

NEW! Uranium detector kit, \$8.49. Free catalog. CMG, Box 611-PE, Laramie, Wyoming.

ARTS AND CRAFTS

FREE "Do-It-Yourself" Leathercraft Catalog. Tandy Leather Company, Box 791-H12, Fort Worth, Texas.

MISCELLANEOUS

FREE Condenser & Resistor Code Chart! Get yours now Plus new value-packed catalogue! K. & L. Radio Parts Co., 1406 Venice Blvd., Los Angeles 6, California.

TUBES—TV, Radio, Transmitting, special purpose types—Bought, Sold, Exchanged. Send details to B. N. Gensler W2LNI, 512 Broadway, New York 12, N. Y.

GIANT 100 Page Catalog! Wholesale Prices! BTS Products, Box 217, Oakland 45, N. J.

EX-RAY Mind! Hypnotize, one glance. Guaranteed \$3.00! Womstoker, Ottery, Cape, Africa.


LAPEL Pins, QSL'S SWL'S Samples Dime. W2SPV, 4309 Willis, Merchantville, N. J.

ADD stereophonic sound to your radio or TV set! Ingenious tubeless network gives amazing rich tonal color to ordinary receivers. Space and depth effect, truly thrilling! Extremely inexpensive, easy. Plans, \$2.00. List of other original gadgets with order. Wilson, Box 86T, Flushing 64, New York.

When you order by mail . . .

please print your name and address clearly, be specific in your order, enclose proper amount, allow ample time for delivery.

Can you think faster than this Machine?



Control Panel of GENIAC set up to do a problem in check valve research

Be careful before you answer. GENIAC (the first electrical brain construction kit is equipped to play tic-tac-toe, cipher and encipher codes, convert from binary to decimal, reason (in syllogisms) as well as add, subtract, multiply and divide. Specific problems in a variety of fields—actuarial, policy claim settlement, physics, etc.—can be set up and solved with the components. Connections are solderless and are completely explained with templates in the manual. This covers 33 circuits and shows how new ones can be designed.

You will find building and using GENIACs a wonderful experience; one kit user wrote us: "this kit has opened up a new world of thinking to me." You actually see how computing, problem solving, and game play (Tic-tac-toe, nim, etc.) can be analyzed with Boolean Algebra and the algebraic solutions transformed directly into circuit diagrams. You create from over 400 specially designed and manufactured components a machine that solves problems faster than you can express them.

Schools and colleges, teachers of science or math, engineering, philosophy and psychology will find these excellent demonstrators of circuitry, solutions in symbolic logic, theory of numbers, cybernetics, and automation.

Note: Teachers take advantage of our 10% discount to educational institutions and for group purchases.

SEND for your GENIAC kit now. Only \$19.95 with over four hundred components and parts, fully illustrated manual and wiring diagrams. We guarantee that if you do not want to keep GENIAC after two weeks you can return it for full refund plus shipping costs.

MAIL THIS COUPON


SCIENCE KITS, Department PE6
Oliver Garfield Company
126 Lexington Avenue
New York 16, N. Y.

Please send me:

- 1 GENIAC Electric Brain Construction Kit and Manual.
 - \$19.95 (East of Mississippi)
 - \$20.95 (Elsewhere in United States)
 - \$21.95 (Outside the United States)

Returnable in seven days for full refund if not satisfied. I enclose \$..... in full payment.

My name and address are attached.



ELECTRONIC TECHNICIANS ARE IN DEMAND TRAINED MEN ARE NEEDED NOW!

In just 15 months, you can complete Electronic Technicians training to enter this ever-growing industry. Day or evening classes. Opportunity for employment in local industry. Approved for Korean Veterans.

Terms beginning Jan., April, July, September.

Write for Catalog 224 TODAY

INDIANAPOLIS ELECTRONIC SCHOOL

312 E. Washington St.

Indianapolis 4, Indiana

EYE GLASSES—by MAIL As low as \$1.95

WRITE for FREE CATALOG with 14 LENS SAMPLE CARD

Thousands of Customers

Est. 1939



QUALITY READING-MAGNIFYING OR BIFOCAL GLASSES FOR FAR AND NEAR
ADVANCE SPECTACLE COMPANY, Inc.
537 S. Dearborn St., Dept. PE-T Chicago 5, Illinois



TUBES

"TAB" TESTED Guaranteed NEVER A DISSATISFIED CUSTOMER

OUR 12th YEAR IN BUSINESS

0A2	.70	6AQ5	.45	6S4	.45	12AX4	.70
024	.42	6AS5	.75	7SA7	.45	12AX7	.35
1B3	.60	6AT8	.35	6SH7	.40	12BH7	.65
1L4	.40	6AU4	.75	6SJ7	.45	12BY7	.70
1R5	.49	6AV6	.40	6SK7	.45	12SA7	.65
154	.64	6AX4	.60	6SL7	.55	12SK7	.43
155	.40	6BA6	.45	6SN7	.55	12SN7	.55
174	.49	6BC5	.45	6SQ7	.39	12SQ7	.47
1U4	.45	6BE6	.45	6T4	1.00	14A7	.55
1U5	.40	6BF5	.50	6T8	.75	198G6	1.25
1X2A	.60	6BG6	1.12	6U8	.75	25BQ6	.90
2V4	.75	6BK5	.75	6V6	.45	25Z6	.45
3A4	.48	6BL7	.80	6W6	.55	35D5	.50
3A5	.75	6BN6	.65	6X4	.30	35L6	.50
304	.45	6BQ6	.90	7A8	.50	35W4	.45
3V4	.35	6C4	.85	7C5	.55	35Z5	.45
5U4G	.42	6C4	.35	7F7	.55	50A5	.45
5Y3G	.65	6CB6	.48	7F8	.68	50B5	.55
6AB4	.40	6CD6	1.12	7N7	.55	50C5	.45
6AC7	.40	6C6	.64	7Q7	.75	50L6	.40
6AG5	.45	6J3	.38	12AT6	.40	75	.45
6AH4	.75	6J6	.45	12AT7	.65	76	.45
6AH6	.85	6J9	.39	12AU6	.55	77	.40
6AK3	.52	6K7	.35	12AV6	.35	117L7/N7	.45
6AL5	.38	6L6	.65	12AV7	.75		1.75

1889 7.95	2D21 .75	CK722 2.05	CK1028 3.25
-----------	----------	------------	-------------

SYLVANIA CRYSTAL DIODES—IN21 @ 20¢ ea.; 4 for \$1.00 IN34 @ 45¢ ea.; 10 for \$4.25; IN238 @ \$1.25 ea.; 9 for \$10.00
Thousands of Tubes in Stock—Special Purpose, C-Ray Photo, Picture, Crystal Diodes, Transistors & Others.

NEW POCKET AC-DC MULTITESTER

1000 Ohms Per Volt

"TAB" 27C Only \$7.85 ea.

Finest precision Hi-accuracy VOM. Reads AC & DC Volts: 0, 5, 25, 250, 1000 v. DCMA: 0, 1, 10, 100 MA. OHMS: 0, 10, 100K. Size 1 1/2" D. x 4 5/8" L. x 3 1/4" W. Features: 1% Precision resistors, extra long meter scales, 3" rectangular meter, sturdy bakelite case, rugged jeweled D'Arsonval microamp movement, Complete w/batteries & test leads. Ideal for Ham, Experimenter and Beginner. (plus 40¢ ship. in U.S.A.)

SOLD ON "TAB" MONEY-BACK GUARANTEE

INFRA-RED SNOOPERSCOPE

SEE IN DARK TUBE

Selected GTD. Image Converter Tube. Hi-sensitivity simplified design 2" dia. Willemite screen—Resolution up to 350 lin/in. Tube & Data. @ \$3.90; 2 \$7.50

SNOOPERSCOPE POWER SUPPLY
4500 VDC/35MA. Using Dual Doubler Ckt. Transforms 115V AC. Reciters, Sockets, Resistors, Capacitors & Diagram 115V/60 Cy Oper. @ \$3.90

NEW VARIABLE 0 TO 6 & 12 VOLT/12 AMP DC Power Supply

Battery Eliminator, Charger, Model RR, Plates Aircraft, Marine or any DC requirement. Extra Heavy duty Selenium Rectifier, 2 meters V & A. Designed for const. service & up to 20 amps intermittent overload.

MODEL T612V12AC \$33.00

NEW "TABTRON" HEAVY DUTY BATTERY

"Fast" Charger Rectifier
13-0-13V (CT) 100 Amp Fan-cooled on 31 Amp Air-cooled. Repl'mt 6V Fast Charger. **MODEL CR16 \$12**
16-0-16V (CT) Fan-cooled. For 12V/60A & 6V/100A Fast Charger. **MODEL CR-30 \$14**

Complete instructions with each Unit.

NEW "TABTRON" SELENIUM RECTIFIERS

FULL WAVE BRIDGE

Dated—One Year Guarantee

18VAC/14VDC—1 Amp \$1.60; 2A \$2.40; 3A \$3.45;
3A \$4.25; 6A \$5.10; 10A \$7.50; 12A \$9.20;
36VAC/28VDC—1 Amp \$2.70; 2A \$3.40; 3A \$4.75;
4A \$8.45; 6A \$10.05; 10A \$14.35; 12A \$18.10.

DO-IT-YOURSELF TOOL SPECIAL

YOU GET—

- 6" LONG NOSE PLIER
- 6" SIDE CUTTER
- 60 Watt SOLDERING IRON 1/4" Tip

\$2.95

FREE! WRITE TODAY FOR OUR NEW CATALOGS

SAVE \$ \$ \$ on "TAB" PART KITS

Most Popular Values & Sizes

100 CARBON RESISTORS
10 ELECTROLYTIC COND.
48 TERMINAL STRIPS
10 TOGGLE SWITCHES
25 TUBE SOCKETS
50 INSULATORS

95¢ ea.

"TAB" TERMS: Money Back Gtd. (cost of mtd. only). \$5 min. order F.O.B. N.Y.C. Add shpg. charges for C.O.D. 25¢. Dep. Tubes Gtd. via R-Exp. only. Prices shown are subject to change.

111 Liberty St., N.Y. 6, N.Y., Rector 2-6245, Dept. 1PE6


ADVERTISER'S INDEX

ADVERTISER	PAGE NO.
A & M Company	104
Accordian Mfg. & Wholesalers	118
Advance Spectacle Co.	129
Algeradio Electronics Co.	114
Allied Radio Corp.	101, 112
Almo Radio Co.	114
Alphatom Electronics	110
American School	102
Bailey Technical Schools	113
Bard Record Co.	116
Berger, T. W., Inc.	22
Burstein-Applebee Co.	104
Capitol Radio Engineering Institute	21
Central Technical Institute	14
Cisin, Harry G.	121
Cleveland Institute of Radio Electronics	15
Coyne Electrical School	5, 115, 121
DeVry Technical Institute	11
Dynatrans	122
Electronic Instrument Co., Inc. (EICO)	20
Electronic Measurements Corp.	109
Electro-Voice	13
Esse Radio Co.	8
G & H Wood Products Co., Inc.	4th Cover
Grantham School of Electronics	26
Gray Research & Dev. Co.	2nd Cover
Gyro Electronics Co.	122
Hallcrafters	16
Hanford, T. E.	128
Heath Company	94, 95, 96, 97
Hershel Radio Co.	24
Home Music Systems, Inc.	105
Huckert Electronics	120
Indianapolis Electronic School	129
Instructograph Company	120
International Correspondence Schools	17
Kay, Jack	122
LMB	116
Lafayette Radio Corp.	99
LeRoy Specialties	111
Linguaphone Institute	118
McGraw Hill Book Co., Inc.	9
McMorrow, Berman & Davidson	118
MacFarlane Industries	121
Major Brand Tube Co.	22
Marvin Electronics	100
Microphone	116
Midway Company	102
Miller, Gustave	122
Milwaukee School of Engineering	123
Minnesota Mining & Mfg. Co.	28
Mass Electronics Distributing Co., Inc.	106, 107
Musical Masterpiece Society	10
National Radio Institute	3
National Schools	19
Newark Electric Co.	103
O'Brien, Clarence & H. B. Jacobson	124
Orradio Industries Inc.	12
Pacific States University	116
Philadelphia Wireless Technical Institute	124
Popular Electronics	110, 128
Premier Radio & Television Supply	121
Progressive "Edu-Kits" Inc.	27
RCA Institutes	25
Radio TV Training Association	7
Raytheon Manufacturing Co.	6
Rek O Kut	18
Rider, John F. Publishing Co., Inc.	119
Rockbar Corporation	125
Science & Mechanics	23
Science Kits	129
Sierra Scientific Co.	26
Smith, Johnson & Co.	18
Solar Electronics	105
Soundronics Labs	120
Sprayberry Academy of Radio	112, 3rd Cover
Springfield Enterprises	122, 124
Stanley Electronics Corp.	26
TAB	130
Teltron Electric Co.	115
Transvision, Inc.	102
Tri-State College	112
Tube Mart, The	113
U. S. Air Force	93
Universal Television Schools	128
University Loudspeakers	120
V.S.I. Television School	114
Valparaiso Technical College	118
Western Radio	114
Whitehall Pharmacal Co.	124
World Radio Labs	117
YMCA Trade Schools	120

Prepare for a Good Paying Job—Or Your Own Business

Learn **PRACTICAL RADIO-TV**
with **25 BIG KITS**



of equipment I send you while
you train with me . . . for valuable
shop bench experience . . .



The new Sprayberry Training Television receiver, built and tested in sections.

I now offer this fine modern oscilloscope.

You build this powerful 2 Band superhet radio receiver.



You build the new Sprayberry Tester . . . 18-range Volt-Ohm-Milliammeter readings.

In addition to modern lesson training, I also give you plenty of home practice on actual Radio-Television equipment . . . you will build and use the units shown here plus many more. All this equipment is yours to keep . . . keep everything you need to set up your shop.

"I Will Train You at Home in
RADIO-TELEVISION
on Liberal No Obligation Plan!"

New Equipment! New Lessons! Enlarged Course! The true facts are yours in my big new catalog . . . **YOURS FREE . . .**
JUST MAIL COUPON!



Frank L. Sprayberry
President, Sprayberry
Academy of Radio

I can train and prepare you in as little as 10 months to step into the big opportunity Radio-Television service field. Train *without* signing a binding contract . . . without obligating yourself to pay any regular monthly amounts. You train entirely at home in spare hours . . . you train as fast or as slowly as you wish. You'll have your choice of **THREE SPRAYBERRY TRAINING PLANS . . .** planned for both beginners as well as the more experienced man. Get the true facts about the finest most modern Radio-Television Training available today . . . just mail the coupon for my big new 36 page fact-filled catalog plus sample lesson—both **FREE.**

Train the Practical Way—with Actual Radio-Television Equipment

My students do better because I train both the mind and the hands. Sprayberry Training is offered in 25 individual training units, each includes a practice giving kit of parts and equipment . . . all yours to keep. You will gain priceless practical experience building the specially engineered Sprayberry Television Training Receiver, Two-Band Radio Set, Signal Generator, Audio Tester and the new Sprayberry 18 range Multi-Tester, plus other test units. You will have a complete set of Radio-TV test equipment to start your own shop. My lessons are regularly revised and every important new development is covered. My students are completely trained Radio-Television Service Technicians.

NEWEST DEVELOPMENTS

Your training covers UHF, Color Television, FM, Oscilloscope Servicing, High Fidelity Sound and Transistors.

See for Yourself . . . Make Your Own Decision . . . Mail Coupon Today!

The coupon below brings you my big new catalog plus an actual sample Sprayberry Lesson. I invite you to read the facts . . . to see that I actually illustrate every item I include in my training. With the facts in your hands, you will be able to decide. *No salesman will call on you.* The coupon places you under no obligation. Mail it now, today, and get ready for your place in Radio-Television.

SPRAYBERRY ACADEMY OF RADIO

111 North Canal Street, Dept. 105-G, Chicago 6, Illinois

Mail This Coupon For Free Facts and Sample Lesson



SPRAYBERRY ACADEMY OF RADIO
Dept. 105-G, 111 N. Canal St., Chicago 6, Ill.

Please rush all information on your **ALL-NEW Radio-Television Training Plan.** I understand this does not obligate me and that no salesman will call upon me. Include New Catalog and Sample Lesson **FREE.**

Name _____ Age _____

Address _____

City _____ Zone _____ State _____


John H. H. H.

CABINART '56 - HI FI CABINET KITS



**MODEL 27K
MODEL 28K**
matched equipment
and speaker
cabinets

**Hi FI
wall storage
units**



**Model K-3
newest Rebel*
corner folded horn kit**



... all you need is a screwdriver!

Machined wood pieces key exactly to each other! Pre-shaped, pre-drilled, pre-engineered and not a scrap of sawdust left over!

THE REBEL K-3

Identical acoustically with the KR-3, first and largest of the Klipsch-designed Rebel series of corner folded horns. Using the mirror images of room walls at a corner, the K-3 extends bass down nearly to 30 cycles! Two companion Rebel kits are more economical but only in price and size.




K-3 . . . \$54.00

Prices slightly higher west and south

THE "ST" SERIES

Wall storage units . . . ten basic Cabinart designs in kitform or assembled, ready to finish. Each is tailored to the needs of hi-fi installations. The Series includes a *nine cubic foot bass reflex cabinet.*



**Prices from
\$21.00 to \$36.00**

FURNITURE KITS

The new 27K and 28K typify Cabinart kit utility and economy. Both point up the unique design functions necessary to the correct hi-fi installation.



**Equipment Cabinet
\$51.00**



**Bass Reflex
\$39.00**

WRITE FOR THE NAME OF YOUR NEAREST DEALER AND MAIL ORDER HOUSE.

kits by **cabinart** . . . the pioneers in radio furniture for high fidelity.

99 NORTH 11th STREET, BROOKLYN 11, NEW YORK

* Trademark

WRITE

1. Equipment Storage
2. Equipment/ Speaker Enclosure Kits
3. The Rebel Speaker
4. Wall Storage Cabinets
5. Accessories By Cabinart

