

# POPULAR ELECTRONICS

SEPTEMBER  
1955

25  
CENTS

In U.S. and Canada

HI-FI • RADIO AMATEURS • R/C • SWL • AUDIO

- Hi-Fi Record Changers
- Career in Electronics
- Dimming Fluorescents
- Workshop Stroboscope





Q.

*Each the best! What'll you have?*

Model T... "The Crest"

**\$32<sup>50</sup> manual?**

Compact, rugged 3-speed unit with automatic start and stop; balance-mounted tonearm; 4-pole motor and other basic record-playing features of famed RC80 changer.

Model RC80... "The Triumph"

**\$49<sup>50</sup> changer?**

Experts choice, and your best buy in fully automatic 3-speed record changers. Gentle, precision pusher platform; interchangeable removable spindles; rumble-free 4-pole motor and many exclusive Garrard features.

Model 301... "The Professional"

**\$89<sup>00</sup> turntable?**

Performance certified! Each transcription unit with its own written inspection report. All 3 speeds variable; special 4-pole motor with exclusive floating, rumble-free, dynamically balanced turntable.

All prices net, less cartridge.



A.

*Suit your preference and your pocket*  
**GARRARD**  
*with a*

*The World's Finest!*

A quality-endorsed product of the British Industries Group: Garrard, Leak, Wharfedale, RJ, Genalex, Multicore components. Write today for 16-page illustrated booklet, "Sound Craftsmanship" to: British Industries Corporation, Dept. PE9, 164 Duane St., New York 13, N. Y.



# I WILL TRAIN YOU AT HOME FOR GOOD PAY JOBS IN RADIO-TELEVISION

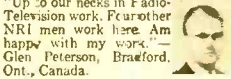
J. E. SMITH has trained more men for Radio-Television  
than any other man. OUR 40th YEAR.

**America's Fast Growing Industry Offers  
You Good Pay—Bright Future—Security**

## I TRAINED THESE MEN



"Started to repair sets six months after enrolling. Earned \$12 to \$15 a week in spare time."—Adam Kramlik, Jr., Sunnyside, Pennsylvania.



"Up to our necks in Radio-Television work. Four other NRI men work here. Am happy with my work."—Glen Peterson, Bradford, Ont., Canada.



"Am doing Radio and Television Servicing full time. Now have my own shop. I owe my success to N.R.I."—Curtis Stath, Ft. Madison, Iowa.




"Am with WCOB. NRI course can't be beat. No trouble passing 1st class Radio-phone license exam."—Jesse W. Parker, Meridian, Mississippi.



"By the time I graduated I had paid for my course, a car and testing equipment. Can service toughest jobs."—E. J. Stratenberger, New Boston, Ohio.

## AVAILABLE TO VETERANS UNDER G. I. BILLS

**You Learn by Practicing  
with Parts I Send**



Nothing takes the place of PRACTICAL EXPERIENCE. That's why NRI training is based on LEARNING BY DOING. You use parts I furnish to build many circuits common to Radio and Television. As part of my Communications Course, you build many circuits, including low power transmitter shown at left. You put it "on the air," perform procedures required of broadcast operators. With my Servicing Course you build modern Radio, etc.; use Multitester you build to make money fixing sets in spare time while training. You can stay at home, keep your job, learn Radio-TV in spare time at low cost. Mail coupon for book showing other equipment you build and keep.

**The Tested Way  
To Better Pay!**

**2 FREE BOOKS  
SHOW HOW  
MAIL COUPON**



**Television Making Good Jobs, Prosperity**—Even without Television, Radio is bigger than ever. 115 million home and auto Radios are big market for servicing. 3000 broadcasting stations use operators, technicians. Government, Aviation, Police, Ship, Micro-wave Relay, Two-way Radio Communications for buses, taxis, trucks, R. R. are growing fields. Television is moving ahead fast.



About 200 Television stations are now on the air. Hundreds of others being built. Good TV jobs opening up for Technicians, Operators, etc.

25 million homes now have Television sets. Thousands more are being sold every week. Get a job or have your own business selling, installing, servicing.

## Radio-TV Needs Men of Action—Mail Coupon

Without obligating you in any way, I'll send an actual lesson to prove that my training is practical, thorough; 64-page book to show good job opportunities for you in Radio-TV. Terms for NRI training are as low as \$5 a month. Many graduates make more in two weeks than total cost of training. Mail coupon now. J. E. SMITH, President, National Radio Institute, Dept. 5JD4, Washington 9, D. C. OUR 40TH YEAR.

## Good for Both—FREE

MR. J. E. SMITH, President, Dept. 5JD4, National Radio Institute, Washington 9, D. C.  
Mail me Sample Lesson and 64-page Book, FREE. (No salesman will call. Please write plainly.)

Name ..... Age .....

Address .....

City ..... Zone ..... State .....

**VETS** write in date of discharge



POPULAR ELECTRONICS is published monthly by Ziff-Davis Publishing Company, William B. Ziff, Chairman of the Board (1946-1953), at 64 E. Lake St., Chicago 1, Ill. Entered as second class matter August 27, 1954 at the Post office, Chicago, Illinois. SUBSCRIPTION RATES: One year U.S. and possessions, and Canada \$3.00; Pan-American Union Countries \$3.50; all other foreign countries \$4.00.

# POPULAR ELECTRONICS

Registered U. S. Patent Office

## CONTENTS

Your Career in Electronics.....	Norman Eisenberg	29
Kilovolt Nuclear Battery.....		34
New Antenna Peps Up Old Radio.....	E. D. Morgan	36
Transoceanic Cable.....		38
Transistorized Sine-Wave Generator.....	Louis E. Garner, Jr.	43
Transistorized Telephone Pickup.....	George Berry	46
The "Radio Add-On" Unit.....	Homer L. Davidson	48
Dimming Fluorescent Lamps.....	H. J. Carter	49
Light-Operated Relay Using a CdS Photocell	Marvin Lubin and Wallace Samuelson	52
Stroboscope for the Electronic Workshop.....	Harvey Pollack	55
Carl & Jerry.....	John T. Frye	60
Save Your Old Tubes.....		96

## POPULAR ELECTRONICS Audio and Hi-Fi Section

Disc and Tape Review.....	Bert Whyte	69
What You Should Know About Record Players.....	Hans Fantel	71
The Meaning of Frequency Response (Part 1).....	Norman H. Crowhurst	77
Build Your Own Hi-Fi Tuner.....	Louis E. Garner, Jr.	80
What About Tape Recorders?.....	Leon Wortman	86

## DEPARTMENTS

Letters from Our Readers.....		8
Out of Tune.....		20
POP'tronics Bookshelf.....		22
The Transmitting Tower.....	Herb S. Brier	62
Tuning the Short-Wave Bands.....	Hank Bennett	64
R/C Notes.....		66
Ama-Touring.....	Roger Legge	67
After Class.....		98
Tools & Gadgets.....		104
Tips and Techniques.....		107
Glossary of Electronic Terms.....		124

(Also see page 6)

Cover Painting by Ed Valigursky

SEPTEMBER 1955

VOL. 3-NUMBER 3

EDITOR  
OLIVER READ, WIETI

MANAGING EDITOR  
O. P. Ferrell

TECHNICAL EDITOR  
H. S. Renne

FEATURE EDITOR  
Norman Eisenberg

ASSOCIATE EDITORS  
M. C. Magna  
Charles Tepfer

ART EDITOR  
A. J. Reich

CONTRIBUTING EDITORS  
H. Bennett L. E. Garner, Jr.  
H. S. Brier R. Legge  
J. T. Frye H. Pollack  
R. P. Turner

ART DEPARTMENT  
Frank Sayles (Director)  
J. A. Golaneck M. Whelpley

ADVERTISING DEPARTMENT  
NEW YORK (MU 7-8080)  
L. L. Osten—Adv. Dir.  
Wm. G. McRoy—Adv. Mgr.  
T. Suito

CHICAGO (AN 3-5200)  
James Weakley

LOS ANGELES (Mich. 9856)  
John E. Poynce—W. J. Fitzgerald



Copyright 1955  
(All Rights Reserved)

## ZIFF-DAVIS PUBLISHING COMPANY

W. B. ZIFF (1898-1953) FOUNDER

Also Publishers of  
RADIO & TELEVISION NEWS

Editorial and Executive Offices  
366 Madison Ave., New York 17, N.Y.

PRESIDENT  
B. G. DAVIS

VICE-PRESIDENTS  
H. J. MORGANROTH M. FROELICH

SECRETARY-TREASURER  
G. E. CARNEY

CIRCULATION MANAGER  
M. MICHAELSON

BRANCH OFFICES  
Chicago (1), 64 E. Lake St.  
Los Angeles (14), Stratler Center,  
900 Wilshire Blvd.

**SUBSCRIPTION SERVICE:**  
All communications concerning subscriptions should be addressed to Circulation Dept., 64 E. Lake St., Chicago 1, Ill. Include your old address as well as new—enclosing if possible an address label from a recent issue of this magazine. Allow at least 4 weeks for change of address.

**CONTRIBUTIONS:**  
Contributors are advised to retain a copy of their manuscripts and illustrations. Contributions should be mailed to the New York Editorial Office and must be accompanied by return postage. Contributions will be handled with reasonable care, but this magazine assumes no responsibility for their safety. Any copy accepted is subject to whatever adaptations and revisions are necessary to meet the requirements of this publication. Payment covers all author's, contributor's and contestant's rights, title, and interest in and to the material accepted and will be made at our current rates upon acceptance. All photos and drawings will be considered as part of material purchased.

POPULAR ELECTRONICS



Train for Better  
Jobs in

# ELECTRICITY OR TELEVISION-RADIO

in Great  
Shops of COYNE

## GREAT OPPORTUNITY FIELDS

Conditions are changing. Many "one operation" jobs that have paid well will not last. *Don't be satisfied with a "no future" job.* Whether 17 or up to 45 years of age, train the Coyne way for a better job and a real future in **ELECTRICITY** or **TELEVISION-RADIO**, *fields that offer a world of opportunities.*

## YOU can TRAIN in great CHICAGO SHOPS

Train on real, full-size equipment at COYNE where thousands of successful men have trained for over 56 years—**largest, oldest, best equipped school of its kind**—established in 1899. No advanced education or previous experience needed. **TRAINING APPROVED FOR VETERANS.**

B. W. COOKE, President

**COYNE**  
**ELECTRICAL SCHOOL**

FOUNDED 1899

A TECHNICAL TRADE INSTITUTE OPERATED NOT FOR PROFIT  
500 S. PAULINA STREET, CHICAGO, Dept. 65-71H

**ELECTRICITY ★ RADIO ★ TELEVISION ★ REFRIGERATION ★ ELECTRONICS**

**COYNE offers  
LOW COST**

# TELEVISION RADIO-ELECTRONICS

Training in  
Spare Time **AT HOME**

The future is **YOURS** in TV-RADIO!

A fabulous field—good pay—fascinating work—a prosperous future! Good jobs, or independence in your own business!

Coyne brings you the first *truly lower cost*, MODERN—QUALITY Television Home Training; training designed to meet Coyne standards. Not an old Radio Course with Television "tacked on". Here is MODERN TELEVISION TRAINING including working knowledge of Radio. Includes UHF and **COLOR TV**. No Radio background or previous experience needed. Personal guidance by Coyne Staff. **Practical Job Guides** to show you how to do actual servicing jobs—*make money early in course.* With Coyne Television Home Training you pay only for your training, *no costly "put together kits"*.

B. W. COOKE, President



*Coyne—the Institution behind this training... the largest, oldest, best equipped residential school of its kind. Established 1899.*

**COYNE**  
**ELECTRICAL SCHOOL**

500 S. Paulina St., Dept. 65-HT7

A TECHNICAL TRADE INSTITUTE OPERATED NOT FOR PROFIT

**START NOW—PAY LATER**—Finance Plan and Easy Monthly Payment Plan. Also part-time employment help for students.

## Get FREE Book

Send coupon for 48 page illustrated book "Guide to Careers in Electricity and Television-Radio." No cost; no obligation; no salesman will call. Get vital facts now!



B. W. COOKE, President  
**COYNE ELECTRICAL SCHOOL**  
500 S. Paulina St., Chicago 12, Ill., Dept. 65-71H

Send **BIG FREE** book and details of your training offer. This does not obligate me and no salesman will call. I am interested in:

Electricity  Television-Radio

Name \_\_\_\_\_

Address \_\_\_\_\_

City \_\_\_\_\_


State \_\_\_\_\_



## SEND COUPON FOR FREE BOOK

and full details, including easy Payment Plan.

**No obligation, no salesman will call.**



**COYNE ELECTRICAL SCHOOL**

Television Home Training Div.

500 S. Paulina St., Chicago 12, Ill., Dept. 65-HT7

Send Free Book and details on Television Home Training. This does not obligate me and no salesman will call.


Name \_\_\_\_\_

Address \_\_\_\_\_

City \_\_\_\_\_

State \_\_\_\_\_

**Build the instruments  
the professionals specify...**  
**BUILD EICO KITS—SAVE 50%**



**Vacuum Tube  
Voltmeter  
KIT \$25.95  
Wired \$39.95**




**EICO VTVMs  
in use in labs  
of Stromberg-  
Carlson,  
Rochester, N.Y.**

EICO test instrument kits are complete and professional from circuitry to front panel—are utilized by TV leaders like Stromberg-Carlson, CBS-Columbia, Emerson, etc., leading electronic schools and universities, and over 60,000 radio-electronic servicemen coast to coast.


Exclusive "Beginner-Tested" step-by-step instructions make it easy, educational and enjoyable to build EICO Kits. Only basic tools, no electronics knowledge required. *You build 'em in one evening—they last a lifetime.* Exclusive 5-way Guarantee on instructions, components, performance, lifetime service and calibration. No wonder there are over 1/2-million in use the world over!

42 models to choose from. There is an EICO Distributor in your neighborhood. Write for his address & FREE CATALOG PE-9.

Prices 5% higher  
on West Coast © 55



**5" Push Pull  
Oscilloscope  
Kit \$44.95  
Wired \$79.95**



**6V & 12V Battery  
Eliminator & Charger  
KIT \$29.95  
Wired \$38.95**



**1,000 Ohms/Volt  
Multimeter  
KIT \$12.90  
Wired \$14.90**

84 Withers Street  
Brooklyn 11, N. Y.

**ITEMS OF INTEREST**

Device Signals Both Is Ready.....	42
Britain's First Commercial TV.....	42
TV Sets Use 119 Tube Types.....	90
Recorded Course in Audio.....	90

**NEW PRODUCTS**

Kit Builds "Bubble" Lamp.....	42
Mounting Post Aids Wiring.....	42
"Gun" Tunes TV Set.....	90
Novel Portable Radio.....	90
Pocket-Size Wire Recorder.....	97
Low-Cost Battery Tester.....	97
8-Pole Magnetic Hi-Fi Pickup.....	97

**COMING NEXT MONTH  
POPULAR ELECTRONICS**

**Your Career in Electronics (Part 2)**  
A discussion of resident schools that teach electronics, TV, and radio—advantages of attending these schools; correspondence schools will be featured in November.

**Electronic Sterilizer**  
Make your wife happy with this ultraviolet sterilizer in the clothes hamper.

**Quality Tone Arms and Turntables**  
What to look for and how to buy the "best" in hi-fi equipment.

**Extra Jobs for the VOM**  
Improving the range and versatility of a VOM to measure capacitance, millivolts, output watts, and r.f. energy.

**Transistorized R/C Field Strength Meter**  
This inexpensive unit utilizes a CK-722 transistor to increase sensitivity.

**Build a "Decision Meter"**  
The "simplest" form of electronic computer; will provide either "yes" or "no" answer to perplexing problems.

**High-Fidelity Audio** ■ Kits ■ Radio Control  
■ Short-Wave Listening ■ What's New ■  
**How It Works** ■ How to Make It ■ How to Use It ■ Carl & Jerry ■ Tips & Techniques

**IN THIS MONTH'S  
RADIO & TELEVISION NEWS**  
(September)

**How to Improve Your Hi-Fi Amplifier**  
**Tape Recording**  
**Modern FM Carrier-Current Transmitter**  
**Emergency Portable Broadcast Receiver**  
**Hi-Fi Amplifier Instability**  
**A Tape Deck for the Home Music System**

L. C. Lane, B.S., M.A.  
 President, Radio-Television  
 Training Association  
 Executive Director, Pierce  
 School of Radio & Television.



# VETERANS--NON-VETERANS

## Do You Want a BETTER JOB with MORE MONEY?

I will train you AT HOME in your SPARE TIME for a top-pay lifetime job in TELEVISION

The world's leading manufacturers, dealers and service organizations employ men I trained. Even if you've never had any experience in the Television-Radio-Electronics field, you'll recognize most

of the names of just a few of the firms where RTTA-trained men are holding down good jobs with a secure future —

### LEARN BY DOING

As part of your training I give you the equipment you need to set up your own home laboratory and prepare for a BETTER-PAY TV JOB. You build and keep a professional TV RECEIVER complete with big picture tube (designed and engineered to take any size up to 21-inch) . . . also a Super-Het Radio Receiver, AF-RF Signal Generator, Combination Voltmeter-Ammeter-Ohmmeter, C-W Telephone Transmitter, Public Address System, AC-DC Power supply. Everything supplied, including all tubes.



### STUDY NEWEST DEVELOPMENTS

My training covers all the latest developments in the fast-growing Television-Radio-Electronics industry. You learn about FM — RADAR — COLOR TV — TRANSISTORS — PRINTED CIRCUITS, etc.

### CHOOSE FROM THREE COMPLETE COURSES

covering all phases of Radio, FM and TV

1. Radio, FM and Television Technician Course — no previous experience needed.
2. FM-TV Technician Course — previous training or experience in radio required.
3. TV Cameraman and Studio Technician Course — advanced training for men with Radio or TV training or experience.

### EXTRA TRAINING IN NEW YORK CITY AT NO EXTRA COST!

After you finish your home study training in Course 1 or 2 you can have two weeks, 50 hours, of intensive Lab work on modern electronic equipment at our associate resident school, Pierce School of Radio & Television. THIS EXTRA TRAINING IS YOURS AT NO EXTRA COST WHATSOEVER!

#### FREE FCC COACHING COURSE

Important for BETTER-PAY JOBS requiring FCC license! You get this training AT NO EXTRA COST! Top TV jobs go to FCC-licensed technicians.

#### EARN WHILE YOU LEARN

Almost from the very start of your course you can earn extra money by repairing sets for friends and neighbors. Many of my students earn up to \$25 a week . . . pay for their entire training with spare time earnings . . . start their own profitable service business.

RCA • SYLVANIA • WESTINGHOUSE  
 BOEING • GENERAL ELECTRIC • LEWYTT  
 EMERSON • DOUGLAS AIRCRAFT  
 CAPEHART - FARNSWORTH • PHILCO  
 CANADAIR, LTD. • WESTERN ELECTRIC  
 OAK RIDGE NATIONAL LABORATORY  
 AMERICAN AIRLINES • COLUMBIA  
 BELL TELEPHONE-ADMIRAL • DUMONT  
 REDIFFUSION, INC. • BELL AIRCRAFT  
 RAYTHEON • CONVAIR

I can do for you what I did for my hundreds of successful graduates. Many of the men I trained are now their own bosses—making a wonderful living in their own growing business.

You, too, can win a place in the booming Television-Radio-Electronics industry . . . earn big money as a trained TV Technician . . . with my famous "Learn by Doing" home study method.

#### FREE!

I'll send you my new 40-page book, "How to Make Money in Television-Radio-Electronics," a free sample lesson, and other literature showing how and where you can get a top-pay job in Television.



#### VETERANS!

My School fully approved to train Veterans under new Korean G. I. Bill. Don't lose your school benefits by waiting too long. Write discharge date on coupon.

### MAIL THIS COUPON TODAY!

Mr. Leonard C. Lane, President  
 RADIO-TELEVISION TRAINING ASSOCIATION  
 Dept. E-9C, 52 East 19th Street, New York 3, N. Y.

Dear Mr. Lane: Mail me your NEW FREE BOOK, FREE SAMPLE LESSON, and FREE aids that will show me how I can make BIG MONEY in TELEVISION. I understand I am under no obligation and no salesman will call.

(PLEASE PRINT PLAINLY.)

Name \_\_\_\_\_ Age \_\_\_\_\_

Address \_\_\_\_\_

City \_\_\_\_\_ Zone \_\_\_\_\_ State \_\_\_\_\_

I AM INTERESTED IN:

- Radio-FM-TV Technician Course
- FM-TV Technician Course
- TV Cameraman & Studio Technician Course

#### VETERANS!

Write discharge date

NO SALESMAN WILL CALL!

# Radio Television Training Association

52 EAST 19th STREET • NEW YORK 3, N. Y.

Licensed by the State of New York • Approved for Veteran Training


September, 1955

# NEW!

## Ingenious Guardian Series 200

# RELAY with

## 11 Interchangeable Coils and 9 Contact Switch Assemblies



### Lets You Put Together Your Own Relay Quick and Easy!

All you do is match the required value in the coil assembly with the desired combination of the contact switch assembly and you have a complete Guardian top-quality Relay that will fulfill your control requirements.

#### COILS

A.C.	D.C.
6 V.	6 V.
12 V.	12 V.
24 V.	24 V.
115 V.	32 V.
230 V.	110 V.


5000 ohm plate coil

#### CONTACTS

STANDARD	MIDGET
SPDT 8 amps.	SPDT
DPDT 8 amps.	DPDT
DPDT 12½ amps.	4PDT
4PDT 8 amps.	

### also

—build your own switch with the Guardian Series 200 Standard and Midget Kits.



### Garage Door Control RATCHET RELAY

See It At Your Distributor's Showroom

A complete line of Guardian Relays and Solenoids available at your local parts distributor. If he does not have them in stock, write Dept. "J" for name and address of the nearest Guardian Distributor.

## GUARDIAN ELECTRIC

1621 WEST WALNUT STREET

CHICAGO 12, ILLINOIS, U. S. A.

# LETTERS FROM OUR READERS

### Amplifier for Insect Sounds

■ I have heard that there is an amplifier so powerful that it enables you to hear the heartbeat of an ant or an insect walking across a microphone, and other insect noises that the human ear cannot detect. Could you print a diagram on how to build this device?

RAYMOND A. J. PASKEVITZ  
Pittsburgh, Pa.

*There is a commercially produced unit which is used for detecting insects in the manner you describe. An article describing this device appeared in the July issue of POPULAR ELECTRONICS. An article containing construction details on a similar unit appeared in the December, 1954, issue of RADIO & TELEVISION NEWS, a copy of which may be obtained by sending 40 cents to the Ziff-Davis Publishing Company, Circulation Department, 64 E. Lake St., Chicago 1, Ill.*

### Headphone Connection

■ On page 58 of the May issue, there is an article on headphones which interests me. I use headphones connected to the speaker wires from an a.c. tuner. The speaker is in a separate housing, disconnected. Is this risky?

WILLIAM SMITH  
Northport, L. I., N. Y.

*It shouldn't be.*

### Life of LP Records

■ How many times can a 33⅓- or 45-rpm record be played on excellent equipment? Can too much playing time be put on a record? I was wondering if the grooves on LP's were made too fine and small for long-lasting performance.

EUGENE OLSON  
Shabbona, Ill.

*Using a diamond stylus, a precisely weighted arm, a balanced turntable and much care in handling records, an LP disc should provide 500 to 700 plays of top performance.*

### Theremin: Comment and Query

■ As a very recent newcomer to the radio field, I want to say that I enjoy your magazine immensely. You may be interested to learn that at the University of Nebraska's "Engineering Week," I saw and listened to a model of the Theremin which was constructed from the diagrams published in your April issue.

R. G. BROCKMAN  
Lincoln, Nebr.

■ Can the Theremin (April issue, 1955) be fed into an a.c.-d.c. amplifier? I have one with phono and mike connections, and want to know if I can use the mike input without damaging either the Theremin or the amplifier. I know that an a.c.-d.c. tuner should not be fed into an a.c. amplifier

POPULAR ELECTRONICS



# INVENTORS

If you believe that you have an invention, you should find out how to protect it. The first step is to have a search made of the prior pertinent U. S. patents. If a report on this search indicates that the invention appears patentable you can apply for a patent, and the specifications and claims should be prepared.

The firm of McMorrow, Berman & Davidson, with offices in Washington, D. C., is qualified to take the necessary steps for you. We can make a preliminary search on your invention, advise you whether we think it can be patented, and prepare your application for patent.

Unless you are fully familiar with the U. S. Patent Laws, we recommend that you engage the services of a Registered Patent Attorney to protect your interests. The patent laws are *your* laws. A patent gives you the right to prevent others from making, using or selling the invention claimed in your patent for a period of 17 years.

Use these patent laws for your protection. Investigate whether your invention can be patented. If you have what you believe to be an invention, we suggest that you have this firm make a search for you.

*Send for a copy of our Patent Booklet entitled "How To Protect Your Invention," containing information about patent protection and patent procedure. Along with this we will also send you an "Invention Record" form, for your use in writing down and sketching details of your invention. We will mail them promptly. No obligation. They are yours for the asking.*

## McMORROW, BERMAN & DAVIDSON

Registered Patent Attorneys

PATENTS • COPYRIGHTS • PATENTS

349-C VICTOR BUILDING, WASHINGTON 1, D. C.

# 10 MASTERPIECES

LONG-PLAYING 33 $\frac{1}{3}$  R.P.M. HIGH-FIDELITY

COMPLETE TO THE LAST NOTE!  
NO STRINGS ATTACHED!

# FREE

Long  
Playing

NOW YOU can get a real start on a complete record collection. Take ALL TEN of these complete masterpieces—and pay NOTHING but the cost of postage!

### Why We Make this "Give-Away" Offer

Only by putting our records in your hands can we demonstrate their quality and value. Performed by internationally renowned orchestras and artists. Custom-pressed on purest vinyl plastic. Reproduced with a tone fidelity encompassing the entire range of human hearing... 50 to 15,000 cycles!

### Mail Coupon Now

As a Trial Member of the Musical Masterpiece Society, you are not obligated to ever buy another record from us. You do have the right to try—free of charge—any of the Society's monthly selections you wish. You receive prior notice of these and pay nothing in advance. Those you want are sent to you for FREE trial. After 5 days, the records you decide to keep are billed you at the low Membership Price of only \$1.65 per disc (average playing time 40 minutes). You save  $\frac{2}{3}$  the usual retail price! Right now, start your collection with these TEN masterpieces absolutely FREE! But membership is limited; once filled, this offer must be withdrawn. Rush coupon with only 25¢ to help cover cost of postage—today!

**MOZART**  
Symphony No. 26  
in E Flat, K. 184  
Netherlands Phil.  
Otto Ackermann, Cond.

**BEETHOVEN**  
Piano Sonata No. 24  
in F Sharp, Opus 78  
Grant Johannsen,  
Pianist

**BRAHMS**  
The Academic Festival  
Utrecht Symphony,  
Paul Hupperts, Cond.

**BERLIOZ**  
The Roman Carnival  
Netherlands Phil.  
Walter Goehr, Cond.

**VIVALDI**  
Concerto in C for Two  
Trumpets and Orch.  
H. Sevenstern and F.  
Hausdoerfer, Soloists;  
Netherlands Phil.  
Otto Ackermann, Cond.

**WAGNER**  
Die Meistersinger,  
Prelude, Act 1  
Zurich Tonhalle Orch.  
Otto Ackermann, Cond.

**BACH**  
Toccatina and Fugue  
in D Minor  
Alexander Schreiner at  
Organ of Tabernacle  
Salt Lake City

**DUKAS**  
Sorcerer's Apprentice  
Utrecht Symphony  
Paul Hupperts, Cond.

**MUSSORGSKY**  
Night on Bald Mountain  
Netherlands Phil.  
Walter Goehr, Cond.

**CHOPIN**  
Fantaisie-Improptu,  
Opus 66  
Robert Goldsand,  
Pianist

without an isolation transformer, although the theory is vague to me. Can you clear this up?

CHET L. KURRIER  
Springfield, Mass.

The Theremin's output may be connected to the mike input of the amplifier if proper precautions are taken. If the chassis of the a.c.-d.c. amplifier is isolated from the power line by a capacitor, the ground lead from the Theremin output may be connected directly to the amplifier chassis. If no such isolation exists in the amplifier, a capacitor of not more than 0.1  $\mu$ fd. must be inserted in the ground lead at the amplifier. The "hot" or "signal" output lead of the Theremin may be connected directly to the input terminal of your amplifier.

### Obsolete Transformer

■ In an old copy of the *Radio Amateur's Handbook*, I found an article on how to build a "handie-talkie." The builder suggested that an Inca I-45 transformer be used. I have found that this is no longer made and would like to know what other transformer would work as well.

ALLEN C. MILLER  
Phoenix, Arizona

Do any of our readers have any information that will help Mr. Miller?

### Stereophonic Sound

■ In Mr. Eisenberg's article on "Solid Sound" (May, 1955), it is stated that the magnetic sound tracks are placed on the film so that the sound is required to be 28 frames ahead of the corresponding picture. If this were true, it would be impossible to obtain proper synchronization of



Musical Masterpiece Society, Dept. 60-9  
43 West 61st St., New York 23, N. Y.

### ALL 10 MASTERPIECES - FREE

I enclose 25¢ to cover postage. Please send me ALL 10 of the masterpieces listed above and enroll me as a Trial Member.

I will receive advance descriptions of future monthly selections. I may try any of these—free of charge—without paying a penny in advance. I may reject any recording before or after I receive it, and may cancel my trial membership at any time.

In the future, for each selection I decide to keep, I will pay special Member's Price of only \$1.65 plus a few cents for shipping... saving  $\frac{2}{3}$  of the usual retail price!

LIMIT: Only one sample package to a customer.

Name .....

Address ..... 60-9

City ..... State .....

In Canada, address: 105 Bond St., Toronto 2, Ont.

you are invited by *Electro-Voice*  
to...

**WIN!**

**1 "WEEK-END WITH HIGH FIDELITY!"**



**WIN!**

**2 LIFETIME OF HIGH FIDELITY MUSIC!**

As always, Electro-Voice is FIRST! Now E-V sponsors this unique and exciting contest, that you might hear (perhaps win) today's finest matched high fidelity sound systems. Contest starts August 1, 1955.

**WIN this "double-size" first PRIZE!**

- 1 WEEK-END WITH HIGH FIDELITY ALL-EXPENSE-PAID** week-end trip for two . . . from wherever you enter the contest to Electro-Voice—the Home of High Fidelity!
- 2 LIFETIME OF HIGH FIDELITY MUSIC** with your own incomparable *Patrician* and the beautiful *Peerage* console and equipment.

and LOOK...9 more PRIZES, wonderful to WIN!

- 3 Second Prizes . . . magnificent E-V 15TRX 15-in. three-way speakers!
- 3 Third Prizes . . . outstanding E-V 12TRX 12-in. three-way speakers!
- 3 Fourth Prizes . . . powerful E-V 12TRXB 12-in. three-way speakers!

WIN the incomparable *Patrician* 4-way audio reproduce!

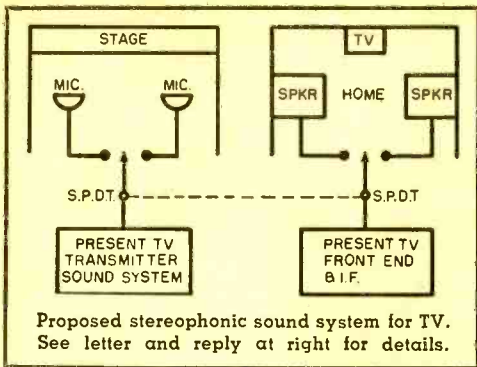
WIN the beautiful *Peerage* console and equipment!



**IT'S EASY!  
HERE'S ALL YOU DO!**  
(A) Hear E-V high fidelity demonstrated. (B) Fill in and mail the official entry blank, provided by E-V Distributor. Contest closes at midnight, September 30, 1955

ELECTRO-VOICE, INC., BUCHANAN, MICH.  
Gentlemen: I want a chance to win. Please send me the names of nearest participating E-V Distributors.

Name \_\_\_\_\_  
Address \_\_\_\_\_  
City \_\_\_\_\_ Zone \_\_\_\_\_ State \_\_\_\_\_  
My nearest large trading center is \_\_\_\_\_



picture and sound, since the film passes through the sound head before it reaches the projector head. Actually, the sound for these films is recorded 28 frames *after* the picture as compared to the old standard of 20 frames *ahead* of the picture for optical sound tracks.

MARSDEN K. WURTSBAUGH  
San Jose, Calif.

Actually we're both correct—the disagreement here is due to different terminology. It is true that the sound is recorded 28 frames after its corresponding picture. But, during playback, the film passes through the sound head before it passes through the projector head, as you have stated. This is what we meant in saying that the sound is ahead of its corresponding picture.

### Stereosound and TV

■ With reference to page 25 of the story on stereophonic sound (May issue), separate tuners for multiple sound channels may not be necessary. In the accompanying diagram, "binaural" sound is represented. Stereosound might be possible by substituting rotary switches for the s.p.d.t. switches. In this way, additional sound channels could be accommodated. Additional amplification would be needed, and maybe better bandpass characteristics.

The horizontal pulse signal or the color burst signal is an ultrasonic synchronized signal already being used that probably could be adapted to operate the switches. Of course, the switches would have to be electronic. This system seems to be compatible with present TV.

LAVERNE LIVENGOOD  
Morrill, Kans.

We conferred with Martin Bender, commercial engineer at Altec Service Corp., New York, N. Y., on the contents of the above letter. According to Mr. Bender, switching with ultrasonic or high-frequency signals has already been accomplished in theatrical stereophonic sound systems. As an example, the "surround" speakers are switched on and off by a 12-kc. signal triggering an electronic switcher.

The type of control mentioned by Mr. Livengood is entirely feasible. The danger that exists, though, lies in the permissible power to be transmitted at those frequencies, plus the fact that at (Continued on page 16)



Because You Asked for It!

**NEW! DIFFERENT!**

**HOLLYWOOD**

**CRT DYNAMIC RESTORER**

ONLY **\$49<sup>95</sup>** AT YOUR DISTRIBUTORS  
STANDARD RETMA  
WARRANTY

**NO MORE NEON LAMPS!**

READS ALL CONDITIONS ON A HIGHLY SENSITIVE,  
ILLUMINATED METER

**READS DIRECTLY ON METER**

- FILAMENT CONTINUITY
- LEAKAGE
- INTERMITTENT CONDITIONS OF SHORTS OR OPENS
- SHORTED ELEMENTS
- GAS CONTENT
- QUALITY ON A "BAD-GOOD" SCALE
- OPEN ELEMENTS (CHECKS ACTUAL RESISTANCE OF WELD INDICATING QUALITY OF WELD)

- ELIMINATES OXIDATION
- RESTORES EMISSION
- WELDS OPEN ELEMENTS
- REMOVES SHORTS AND LEAKAGE —DISPERSES GAS

SPECIALLY DESIGNED TRANSFORMER PRODUCES MOST SUCCESSFUL CATHODE WELD

For further information write

**ANOTHER HOLLYWOOD FIRST!**

New KILOVOLTAGE measures to 30 KV. Instrument complete with HV PROBE **\$9<sup>95</sup>**

**HOLLYWOOD INSTRUMENT CO.**

206 S. MAIN ST.,  
ROYAL OAK, MICHIGAN

ORIGINAL DESIGNERS OF CRT RESTORING INSTRUMENTS. MFRS. OF MIDWEST CATHODE BEAMER

POPULAR ELECTRONICS

TO DEMONSTRATE . . . A SENSIBLE WAY TO HELP YOU UNDERSTAND MUSIC BETTER AND ENJOY IT MORE

# Will you accept without charge ANY ONE of these high-fidelity MUSIC~APPRECIATION RECORDS

 <p><b>Richard Strauss' TILL EULENSPIEGEL'S MERRY PRANKS</b>  <b>Smetana's THE MOLDAU</b> (ON ONE 12" DISC)          George Szell, conducting Music Appreciation Symphony Orch.</p>	 <p><b>Prokofiev's CLASSICAL SYMPHONY</b>  <b>Britten's THE YOUNG PERSON'S GUIDE TO THE ORCHESTRA</b> (ON ONE 12" DISC)          Alfred Wallenstein, conducting The Music Appreciation Symphony Orchestra</p>
 <p><b>J.S. Bach's SUITE FOR ORCHESTRA NO. 3 IN D MAJOR</b>          George Szell, conducting The Music Appreciation Symphony Orchestra</p>	 <p><b>Wagner's OVERTURES TO TANNHÄUSER and DIE MEISTERSINGER</b> (ON ONE 12" DISC)          Norman Del Mar, conducting London Symphony Orchestra</p>
 <p><b>Schumann's PIANO CONCERTO IN A MINOR</b>          Eileen Fessler, Pianist          Thomas Scherman, conducting The Little Orchestra</p>	 <p><b>Mendelssohn's VIOLIN CONCERTO IN E MINOR</b>          Alexander Smallens, conducting The Stadium Concerts Symphony Orchestra • Fredell Lack, Violinist</p>



**ON ONE SIDE** there is a full performance of a great musical work. The records feature orchestras and soloists of recognized distinction in this country and abroad. You listen to this performance first, or afterward, as you desire, and then . . .



**ON THE OTHER SIDE** is an illuminating analysis of the music, with the themes and other main features of the work played separately with running explanatory comment, so that you can learn *what to listen for* in order to appreciate the work fully.



**YOU WILL RECEIVE SEPARATELY A GLOSSARY OF MUSICAL TERMS**

**SPONSORED BY THE BOOK-OF-THE-MONTH CLUB**, this new idea is designed for those who enjoy good music but who are aware, too often, that they do not listen to it with complete understanding and appreciation. There is no doubt about the reason: most of us are not primed about *what to listen for*. MUSIC-APPRECIATION RECORDS meet this need—for a fuller understanding of music—better than any means ever devised. This enjoyable form of self-education can be as thorough as the Music Appreciation courses given in many universities.

**YOU SUBSCRIBE BUT TAKE ONLY THE RECORDS YOU WANT . . .** A new MUSIC-APPRECIATION RECORD will be issued—for subscribers only—every month. Ultimately all the great masterpieces of music will be included. The announcement about each forthcoming record will be written by the noted composer and music commentator Deems Taylor. After reading this descriptive essay you may take the record or not. *You are not obligated to take any specified number of records.* And you may stop the subscription at any time you please!

**TWO TYPES OF RECORDS AVAILABLE . . .** All MUSIC-APPRECIATION RECORDS are high-fidelity long-playing records of the highest quality—33 $\frac{1}{3}$  R. P. M. on Vinylite. They are of two kinds: first, a so-called Standard Record—a *twelve-inch* disc—which presents the performance on one side, the analysis on the other. This is sold at \$3.60, to subscribers only. The other is an Analysis-Only Record—a *ten-inch* disc—priced at \$2.40. The latter is made available each month for any subscriber who may already have a satisfactory long-playing record of the work being presented. (A small charge is added to the prices above to cover postage and handling.)

**TRY A ONE-MONTH SUBSCRIPTION—WITH NO OBLIGATION TO CONTINUE . . .** Why not make a simple trial, to see if these records are as pleasurable and as enlightening as you may anticipate? The record you choose will be sent to you at once—at no charge. You may end the subscription immediately after hearing this record, or you may cancel any time thereafter.

PLEASE RETURN ONLY IF YOU HAVE A 33 $\frac{1}{3}$  R.P.M. RECORD PLAYER

MUSIC-APPRECIATION RECORDS R68-9  
 c/o Book-of-the-Month Club, Inc.  
 345 Hudson Street, New York 14, N. Y.

Please send me at once, without charge, the MUSIC-APPRECIATION RECORD checked at the right and enter my name in a Trial Subscription to MUSIC-APPRECIATION RECORDS, under the conditions stated above. It is understood that, as a subscriber, I am not obligated to buy any specified number of records, but may take only those I want. Also, I may cancel my subscription after hearing this first record, or any time thereafter at my pleasure, but the introductory record is free in any case.

AS MY FREE DEMONSTRATION RECORD PLEASE SEND ME

- |  |   |
|--|---|
| <input type="checkbox"/> Strauss' Till Eulenspiegel and Smetana's The Moldau | <input type="checkbox"/> Prokofiev's Symphony and Britten's Guide |
| <input type="checkbox"/> Bach's Suite for Orchestra                          | <input type="checkbox"/> Wagner's Overtures                       |
| <input type="checkbox"/> Schumann's Concerto                                 | <input type="checkbox"/> Mendelssohn's Concerto                   |

Mr. \_\_\_\_\_  
 Mrs. \_\_\_\_\_  
 Miss \_\_\_\_\_  
 (Please Print)

ADDRESS \_\_\_\_\_

CITY \_\_\_\_\_ ZONE \_\_\_\_\_ STATE \_\_\_\_\_

MAR 33

# Put your electronic skills to work



Young men who are interested in electronics, mechanics, or other technical specialties have an interest in the U. S. Air Force. As an Airman, you may have an opportunity to develop your technical ability and learn an interesting, exciting, and good paying skill. Act today and put your skills to work tomorrow. Put them to work where they'll do the most good... put your skills to work in the U. S. Air Force.

## You go places — faster in the U. S. Air Force

You may train with the U. S. Air Force in one of these interesting specialties

Radio and Radar Maintenance • Missile Guidance Systems • Armament Systems • Weapons • Training Devices Maintenance • Wire Maintenance

E-10-PE

AIRMAN INFORMATION BRANCH  
Personnel Procurement Division  
Box 2202, Wright-Patterson AFB  
Dayton, Ohio



Please send me more information on my opportunity as an Airman in the U. S. Air Force.

Name \_\_\_\_\_ Age \_\_\_\_\_


Address \_\_\_\_\_

City \_\_\_\_\_ Zone \_\_\_\_\_ State \_\_\_\_\_

# PICK YOUR FUTURE HERE



Look over this list of career opportunities. Find the field where you'll spend your future. Will you be successful in it? Or will you barely make a living? *Here's a chance to find out!* I. C. S. will send you *absolutely free* an up-to-date brochure on the field that interests you — including job information and 1954 opportunity outlook. Mark and mail the coupon *today!*



**SPECIAL FREE OFFER**  
36-page book,  
"How to Succeed."  
Authoritative career  
guide filled with  
helpful tips. Sent free  
with brochure  
to those who mail  
coupon without delay.

For Real Job Security — Get an I. C. S. Diploma! I. C. S., Scranton 9, Penna. Member, National Home Study Council

## INTERNATIONAL CORRESPONDENCE SCHOOLS



BOX 76295H, SCRANTON 9, PENNA.

(Partial list of 277 courses)

Without cost or obligation, send me "HOW TO SUCCEED" and the opportunity booklet about the field BEFORE which I have marked X (plus sample lesson):


- |  |   |  |  |   |
|--|---|--|--|---|
| <p><b>ARCHITECTURE and BUILDING CONSTRUCTION</b></p> <ul style="list-style-type: none"> <li><input type="checkbox"/> Air Conditioning—Retrig.</li> <li><input type="checkbox"/> Architecture</li> <li><input type="checkbox"/> Architectural Interior</li> <li><input type="checkbox"/> Building Contractor</li> <li><input type="checkbox"/> Building Maintenance</li> <li><input type="checkbox"/> Carpenter and Mill Work</li> <li><input type="checkbox"/> Estimating</li> <li><input type="checkbox"/> Heating</li> <li><input type="checkbox"/> Painting Contractor</li> <li><input type="checkbox"/> Plumbing</li> <li><input type="checkbox"/> Reading Arch. Blueprints</li> </ul> <p><b>ART</b></p> <ul style="list-style-type: none"> <li><input type="checkbox"/> Cartooning</li> <li><input type="checkbox"/> Commercial Art</li> <li><input type="checkbox"/> Fashion Illustrating</li> <li><input type="checkbox"/> Magazine Illustrating</li> <li><input type="checkbox"/> Show Card and Sign Lettering</li> <li><input type="checkbox"/> Sketching and Painting</li> </ul> <p><b>AUTOMOTIVE</b></p> <ul style="list-style-type: none"> <li><input type="checkbox"/> Auto Body Rebuilding</li> <li><input type="checkbox"/> Auto Elec. Technician</li> <li><input type="checkbox"/> Auto-Engine Tune Up</li> <li><input type="checkbox"/> Automobile</li> </ul> | <p><b>AVIATION</b></p> <ul style="list-style-type: none"> <li><input type="checkbox"/> Aeronautical Engineering Jr.</li> <li><input type="checkbox"/> Aircraft &amp; Engine Mechanic</li> </ul> <p><b>BUSINESS</b></p> <ul style="list-style-type: none"> <li><input type="checkbox"/> Advertising</li> <li><input type="checkbox"/> Bookkeeping and Accounting</li> <li><input type="checkbox"/> Business Administration</li> <li><input type="checkbox"/> Business Correspondence</li> <li><input type="checkbox"/> Public Accounting</li> <li><input type="checkbox"/> Creative Salesmanship</li> <li><input type="checkbox"/> Federal Tax</li> <li><input type="checkbox"/> Letter-writing Improvement</li> <li><input type="checkbox"/> Office Management</li> <li><input type="checkbox"/> Professional Secretary</li> <li><input type="checkbox"/> Retail Business Management</li> <li><input type="checkbox"/> Sales Management</li> <li><input type="checkbox"/> Stenographic-Secretarial</li> <li><input type="checkbox"/> Traffic Management</li> </ul> <p><b>CHEMISTRY</b></p> <ul style="list-style-type: none"> <li><input type="checkbox"/> Analytical Chemistry</li> <li><input type="checkbox"/> Chemical Engineering</li> <li><input type="checkbox"/> Chem. Lab. Technician</li> <li><input type="checkbox"/> General Chemistry</li> <li><input type="checkbox"/> Natural Gas Prod. &amp; Trans.</li> <li><input type="checkbox"/> Petroleum Engineering</li> <li><input type="checkbox"/> Plastics</li> <li><input type="checkbox"/> Pulp and Paper Making</li> </ul> | <p><b>CIVIL, STRUCTURAL ENGINEERING</b></p> <ul style="list-style-type: none"> <li><input type="checkbox"/> Civil Engineering</li> <li><input type="checkbox"/> Construction Engineering</li> <li><input type="checkbox"/> Highway Engineering</li> <li><input type="checkbox"/> Reading Struct. Blueprints</li> <li><input type="checkbox"/> Sanitary Engineering</li> <li><input type="checkbox"/> Structural Engineering</li> <li><input type="checkbox"/> Surveying and Mapping</li> </ul> <p><b>DRAFTING</b></p> <ul style="list-style-type: none"> <li><input type="checkbox"/> Aircraft Drafting</li> <li><input type="checkbox"/> Architectural Drafting</li> <li><input type="checkbox"/> Electrical Drafting</li> <li><input type="checkbox"/> Mechanical Drafting</li> <li><input type="checkbox"/> Mine Surveying and Mapping</li> <li><input type="checkbox"/> Plumbing Drawing and Estimating</li> <li><input type="checkbox"/> Structural Drafting</li> </ul> <p><b>ELECTRICAL</b></p> <ul style="list-style-type: none"> <li><input type="checkbox"/> Electrical Engineering</li> <li><input type="checkbox"/> Electrical Maintenance</li> <li><input type="checkbox"/> Electrician <input type="checkbox"/> Contracting</li> <li><input type="checkbox"/> Lineman</li> </ul> <p><b>HIGH SCHOOL</b></p> <ul style="list-style-type: none"> <li><input type="checkbox"/> Commercial <input type="checkbox"/> Good English</li> <li><input type="checkbox"/> High School Subjects</li> <li><input type="checkbox"/> Mathematics</li> </ul> | <p><b>LEADERSHIP</b></p> <ul style="list-style-type: none"> <li><input type="checkbox"/> Foremanship</li> <li><input type="checkbox"/> Industrial Supervision</li> <li><input type="checkbox"/> Leadership and Organization</li> <li><input type="checkbox"/> Personnel-Labor Relations</li> </ul> <p><b>MECHANICAL AND SHOP</b></p> <ul style="list-style-type: none"> <li><input type="checkbox"/> Gas—Electric Welding</li> <li><input type="checkbox"/> Heat Treatment <input type="checkbox"/> Metallurgy</li> <li><input type="checkbox"/> Industrial Engineering</li> <li><input type="checkbox"/> Industrial Instrumentation</li> <li><input type="checkbox"/> Industrial Supervision</li> <li><input type="checkbox"/> Internal Combustion Engines</li> <li><input type="checkbox"/> Machine Design-Drafting</li> <li><input type="checkbox"/> Machine Shop Inspection</li> <li><input type="checkbox"/> Machine Shop Practice</li> <li><input type="checkbox"/> Mechanical Engineering</li> <li><input type="checkbox"/> Quality Control</li> <li><input type="checkbox"/> Reading Shop Blueprints</li> <li><input type="checkbox"/> Refrigeration</li> <li><input type="checkbox"/> Sheet Metal Worker</li> <li><input type="checkbox"/> Tool Design <input type="checkbox"/> Toolmaking</li> </ul> <p><b>RADIO, TELEVISION</b></p> <ul style="list-style-type: none"> <li><input type="checkbox"/> Industrial Electronics</li> <li><input type="checkbox"/> Practical Radio TV Eng'ing</li> <li><input type="checkbox"/> Radio and TV Servicing</li> <li><input type="checkbox"/> Radio Operating</li> </ul> | <ul style="list-style-type: none"> <li><input type="checkbox"/> Television Technician</li> </ul> <p><b>RAILROAD</b></p> <ul style="list-style-type: none"> <li><input type="checkbox"/> Air Brakes <input type="checkbox"/> Car Inspector</li> <li><input type="checkbox"/> Diesel Locomotive</li> <li><input type="checkbox"/> Locomotive Engineer</li> <li><input type="checkbox"/> Section Foreman</li> </ul> <p><b>STEAM AND DIESEL POWER</b></p> <ul style="list-style-type: none"> <li><input type="checkbox"/> Combustion Engineering</li> <li><input type="checkbox"/> Diesel—Elec. <input type="checkbox"/> Diesel Eng's</li> <li><input type="checkbox"/> Electric Light and Power</li> <li><input type="checkbox"/> Stationary Steam Engineering</li> </ul> <p><b>TEXTILE</b></p> <ul style="list-style-type: none"> <li><input type="checkbox"/> Carding and Spinning</li> <li><input type="checkbox"/> Cotton, Rayon, Woolen Mfg.</li> <li><input type="checkbox"/> Finishing and Dyeing</li> <li><input type="checkbox"/> Loom Fix'g <input type="checkbox"/> Textile Des'ing</li> <li><input type="checkbox"/> Textile Eng'g <input type="checkbox"/> Throwing</li> <li><input type="checkbox"/> Warping and Weaving</li> </ul> <p><b>MISCELLANEOUS</b></p> <ul style="list-style-type: none"> <li><input type="checkbox"/> Domestic Refrigeration</li> <li><input type="checkbox"/> Marine Engineering</li> <li><input type="checkbox"/> Ocean Navigation</li> <li><input type="checkbox"/> Professional Engineering</li> <li><input type="checkbox"/> Short Story Writing</li> <li><input type="checkbox"/> Telephony</li> </ul> |
|--|---|--|--|---|

Name \_\_\_\_\_ Age \_\_\_\_\_ Home Address \_\_\_\_\_

City \_\_\_\_\_ Zone \_\_\_\_\_ State \_\_\_\_\_ Working Hours \_\_\_\_\_ A.M. to P.M. \_\_\_\_\_

Occupation \_\_\_\_\_

Canadian residents send coupon to International Correspondence Schools, Canadian, Ltd., Montreal, Canada. . . . Special tuition rates to members of the U. S. Armed Forces.



## Now — Better TEST Equipment Kits — At Budget Prices

General Electronic Equipment Co. kits backed by 23 years of manufacturing experience — by over a half a million completely wired, factory built, high quality test instruments.

**YOU LEARN BY DOING** — Building these kits is self-instructive. Each Kit comes complete with simple to follow, step-by-step, illustrated instructions.



### 480K MULTI-TESTER KIT

Versatile tester — famous 1000 ohm per volt. Measures DC volts — AC volts — DC amp. — DC milliamps. — ohms — megohms — decibels — output meter. Custom molded, bakelite panel, case, battery cradle — molded in jacks — fine circuitry design protects against meter damage — high sensitivity — smart appearance is matched only by its high performance.

480K kit complete with battery and all parts —

**\$12.75**

480 Factory wired and tested \$14.85

### 327K TUBE TESTER KIT

Ultra modern — tests all tubes in all current radio and TV sets, also color TV — new 600 ma series string-type — hearing aid — ballasts — magic eye — gas rectifiers — transmitting. Has line voltage regulator — "free point" obsolescence-proof — element switching system — short and leakage tests — you can't insert tube in wrong socket — fuses protect meter and transformer separately. 18 point filament selector switch — 18 different filament voltages.

New super speed loose leaf book with indexed card for tube data — no obsolescence — new tube data quickly inserted — far ahead of rollcharts.



327K Kit complete

327 Factory wired and tested \$49.50

Picture Tube Adapter \$3.95

Get these latest model kits from your parts jobber. Write for literature describing other kits, including Geiger counters, to Department P-9.

**GENERAL ELECTRONIC EQUIPMENT CO.**  
MANTUA AVE. and GLENDALE ST., EASTON, PA.  
A Division of Radio City Products Co., Inc.

## Letters from Our Readers

(Continued from page 12)

the higher audio frequencies the signal-to-noise ratio approaches unity.

Mr. Bender concludes that "... while this method could not definitely be incorporated in amplitude modulation systems, there is a possibility that a revised version could be used in FM transmission systems."

### Metal Detector

■ I was advised by the Coyne Electrical School that you ran an article on metal detectors. I would like a diagram on such a unit and would be glad to pay you for it.

J. W. CAPPS  
Newark, Ark.

Such an article appeared in our June issue. A copy may be obtained by sending 30 cents to the Circulation Department of POPULAR ELECTRONICS, 64 East Lake St., Chicago 1, Ill.

### Simple Test Equipment


■ My friends and I really enjoy your magazine but think it would be a little more interesting if you could run articles on simple test equipment, for instance, signal tracers and multimeters, etc.

BILL DURBIN  
Battle Creek, Mich.

Thanks for the suggestion. Watch for construction articles on these items in the near future.

### Checking a KWH Meter

■ With reference to "What's the PE Answer?" (July 1955, page 73, last question), a quicker way of checking a KWH meter is to count the number of revolutions per minute of the rotating disc, using a known load. A *kh* number on the nameplate gives the number of watt-hours per revolution of the disc, e.g., "*Kh* 2" means two




"The r.f. and i.f. sections aren't missing — that's a P.A. system!"



# RAYTHEON TRANSISTOR APPLICATION BOOK

Now  
Available  
to  
You!


ONLY 50¢



It contains complete information including wiring diagrams, illustrations, parts lists, everything you need for building over 50 types of transistorized equipment — using low-cost Raytheon Transistors.

Whether you are an engineer, an experimenter or a hobbyist, you'll find many circuits of interest to you — the complete "how-to-do-it" on such items as timers, receivers, oscillators, geiger counter, metal locators, plus many other practical and useful transistor applications.

Your Raytheon Tube Supplier now has a limited quantity of this new book. Buy your copy from him or direct from Raytheon. Simply send 50¢ to Department P7.



*Excellence in Electronics*

## RAYTHEON MANUFACTURING CO.

Receiving and Cathode Ray Tube Operations, Newton 58, Massachusetts

RELIABLE SUBMINIATURE AND MINIATURE TUBES • SEMICONDUCTOR DIODES AND TRANSISTORS  
NUCLEONIC TUBES • RECEIVING AND PICTURE TUBES • MICROWAVE TUBES

Now you can have

# BETTER MUSIC WITH YOUR PRESENT PHONOGRAPH

by installing the

**SHURE** "Twin Lever"  
Cartridge



You can dramatically improve the tone quality of your present phonograph with the SHURE WC-10 "Twin-Lever" cartridge. With this remarkable new Ceramic Cartridge you can enjoy the luxury of fine music reproduction at low cost.

The WC-10 has a peak-free frequency response from 40 to 13,000 cps. It replaces most 3-speed, plastic cased cartridges, crystal or ceramic, turnover or single needle . . . and is quickly installed on any tone arm with standard 1/2" mounting centers.

The unique "Twin-Lever" design, with each needle on its own shaft, provides improved, individually correct compliance for each record speed.

Needle replacement can be accomplished in seconds—without tools—with the cartridge in the pickup arm.

WC-10 with two sapphire needles—LIST PRICE \$9.50

WC-10D with diamond needle for LP and sapphire needle for 78RPM—LIST PRICE \$34.00

Available from your local SHURE distributor

SHURE BROTHERS, INC., SALES DIVISION  
225 W. HURON ST. • CHICAGO 10, ILL.

Please send me detailed information on the SHURE "Twin-Lever" Cartridge.

NAME .....

ADDRESS .....

CITY ..... STATE ..... TLP .....

watt-hours per revolution. The load in watts divided by 60 (minutes) gives watt-hours per minute. Dividing this figure by the *K/h* number of the particular meter gives the correct number of revolutions per minute which should be observed.

BRUCE H. EDWARDS  
New London, Conn.

## Tachometer on 12 Volts

■ I would like to inquire about the article entitled "Portable Electric Tachometer," which appeared in your May issue. Could I adapt this tachometer to a 12-volt automotive system, even though a 6-volt relay was used in the unit described?

RICHARD J. NARAS  
Columbus, Ohio

*There is no reason why a 12-volt relay shouldn't work on a 12-volt automotive system—if you can get the 12-volt relay. We suggest that you write to the relay manufacturer for specific information: Stevens-Arnold, Inc., 22 Elkins St., South Boston 27, Mass.*

## Transistor Radio

■ Please send me any additional information you may have on the transistor receiver mentioned in your January, 1955, issue. Is a schematic available?

FRANK MELLKIN  
Buffalo, N. Y.

*The transistor radio receiver referred to above was also mentioned in the "Carl & Jerry" story in our May issue. A complete schematic and detailed description appeared in the January, 1955, issue of RADIO & TELEVISION NEWS, a copy of which may be obtained by sending 40 cents to Ziff-Davis Publishing Co., Circulation Dept., 64 E. Lake St., Chicago 1, Ill. The radio is manufactured by I.D.E.A., Inc., Regency Division, 7900 Pendleton Pike, Indianapolis, Ind. It is available at most radio outlet stores at a list price of \$49.95.*

## Correction on Tape Timing

■ Information on how to check a tape recorder's speed (page 77, July issue) ascribed to me is incorrect. Next to the last two paragraphs should read as follows:

In two minutes time, at 15-i.p.s. speed, 120 white sections and 120 plaid sections will pass any given point in the tape's path, if the recorder's speed is correct. Each section, regardless of coloration, is exactly 7 1/2" long. At 7 1/2-i.p.s. speed, just 120 sections, of both colors, will pass in two minutes or 120 seconds.

At 15-i.p.s. speed, if 122 white sections pass your measuring point, and tape stops at exactly the same point in the same color section as that in which you began to measure, the tape speed is two parts fast in 120 parts, or 1/60th too fast. This same method can be used to check a recorder with any standard tape speed.

JOEL TALL  
New York, N. Y.

*Thank you for the correction, Mr. Tall, and we're sorry you were misquoted. Incidentally, we're looking forward to the appearance of your new book on tape recording in October.* —30—



Get more money!  
More security! More out of life!



# Learn TELEVISION • RADIO • ELECTRONICS

Get the best!

## Get National Schools' SHOP-METHOD HOME TRAINING!

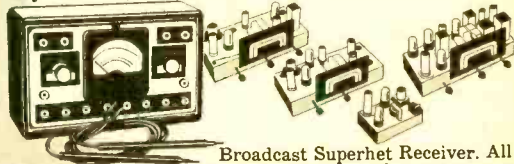
Start now! Why wait around for that raise or promotion that may never come? Get started *now* in high-paying TV-Radio-Electronics! National Schools' SHOP METHOD Home Training prepares you for success in a top-salary job or in your own business. You learn *all three*... Television, Radio, Electronics... in one complete course. Our Shop-Tested lessons and manuals help you master all phases in shortest possible time! Send coupon, find out today!

### WHY NATIONAL SCHOOLS LEADS THE FIELD

Located in the "Television Center" of the world, our staff is in close touch with latest developments and opportunities. We give you personalized job placement assistance. We also give you confidential help with both technical and personal problems relating to your training. We show you how to make Part Time Earnings as you progress. Whether you live 30 miles away, or 3,000, you will always be pleased with our prompt, friendly service!

**DRAFT AGE?** Our home training helps you achieve specialized ratings and higher pay grades if you go in service.

We send you this precision-tested Multitester! Plus parts to build Oscillators, Receivers, Signal Generator, Continuity Checker, Combination Short Wave and Standard



Broadcast Superhet Receiver. All this equipment is part of your National Schools course. **NO EXTRA CHARGES!** Send coupon for free books!

**NATIONAL SCHOOLS**, world-famous technical trade school. Now entering our 50th year!



## NATIONAL SCHOOLS TECHNICAL TRADE TRAINING SINCE 1908

LOS ANGELES 37, CALIFORNIA  
In Canada: 811 W. Hastings St., Vancouver, B. C.

- APPROVED FOR G. I. TRAINING
- BOTH HOME STUDY AND RESIDENT COURSES OFFERED

### 30 MILLION TV SETS

need regular repair! Color TV means more sets than ever before. NOW is the golden opportunity to cash in on this multi-billion-dollar industry. Or "write your own ticket" in broadcasting, manufacturing, and other specialized phases!

**YOUR AGE  
IS NO  
OBSTACLE!**



Send for  
**FREE LESSON!**  
FREE BOOK & SAMPLE LESSON  
will convince you!  
SEND COUPON TODAY

### MAIL NOW TO OFFICE NEAREST YOU!

(mail in envelope or paste an postal card)

**NATIONAL SCHOOLS, DEPT. R2G-93**

4000 SOUTH FIGUEROA STREET LOS ANGELES 37, CALIFORNIA OR 323 WEST POLK STREET CHICAGO 7, ILLINOIS

Please rush **FREE BOOK**, "My Future in Radio-Television-Electronics," and **FREE LESSON** at once. I understand there is no obligation, and no salesman will call.

NAME \_\_\_\_\_ BIRTHDAY \_\_\_\_\_ 19\_\_

ADDRESS \_\_\_\_\_

CITY \_\_\_\_\_ ZONE \_\_\_\_\_ STATE \_\_\_\_\_

Check if interested **ONLY** in Resident Training at Los Angeles.

VETERANS: Give date of discharge \_\_\_\_\_

TAKE A  
Good Look



irish

BRAND

FERRO-SHEEN

has the smoothest surface  
of all recording tapes!

What does this super-smoothness mean to you?

1. —GREATLY REDUCED HEAD WEAR: the mirror-smooth FERRO-SHEEN surface virtually eliminates headwear caused by the abrasive surface of ordinary tapes.
2. —NO SHEDDING OF OXIDE: unlike ordinary tapes which shed oxide particles that gum up the heads, the FERRO-SHEEN process bonds the oxide to the base so that it cannot come off.
3. —FLATTER FREQUENCY RESPONSE: the super-smooth surface of FERRO-SHEEN tape makes better contact with the recording head, resulting in higher output and a very flat frequency response.
4. —NO "DROPOUTS": the mirror-like surface of irish FERRO-SHEEN tape contains no nodules or agglomerates which lift the tape away from the head causing "drop-outs."

MAKE YOUR OWN TEST IN TWENTY SECONDS!

Place strips of each of the leading tapes side by side for direct visual comparison—you will SEE the obvious difference at a glance. YOU WILL INSTANTLY RECOGNIZE WHY IRISH FERRO-SHEEN TAPE IS THE FINEST TAPE YOUR RECORDER CAN USE!



ASK YOUR  
DEALER FOR

irish SHAMROCK #300

the  
FERRO-SHEEN  
PROCESS TAPE

600'	.....\$2.40	Hi-Fi Net
1200'	..... 3.80	Hi-Fi Net
2400'	..... 8.60	Hi-Fi Net

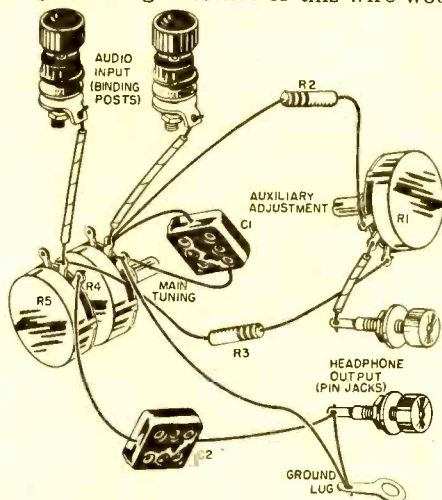
If not available at your local dealer, write direct to

ORRADIO INDUSTRIES, INC. OPELIKA 1, ALABAMA  
Export Division: Morhan Exporting Corp., N.Y.C.  
In Canada: Atlas Radio Corp., Ltd., Toronto

# Out of Tune

**B**EGINNING this month, we will list any errors that may occur in POPULAR ELECTRONICS under the above heading. Although every effort is made to avoid errors, in a book of this size and scope a few will understandably crop up from time to time. If you find one, please let us know so that we may include it in this column for the benefit of all of our readers.

"Simple Audio Frequency Meter" (*July, 1955, page 78*). The wiring schematic is correct. However, the pictorial did not include a wire joining the junction of C1 and R4 to the ground lug. Absence of this wire would




prevent the circuit from measuring frequencies. See drawing for correct version.

**Home-Built 700 Volt Geiger Counter** (*July, 1955, page 28*). In the parts listing that appears on page 31, the designations B1 and B2 have been reversed. The schematic is correct, and all references to the batteries in the text are correct.

**Build Your Own Lie Detector** (*May, 1955, page 17*). The pictorial diagram does not show a wire connecting the plus terminal of the v.t.v.m. to S1 at R5. Absence of this connection would prevent the bridge from being balanced. The wiring schematic on page 17 is correct.

**Power Supply Quiz** (*May, 1955, page 126*). The answer to question No. 7 in this quiz was given as (b), or 10%. This is only an approximation and, as many readers have pointed out, the exact answer is 11.1%.



# NOW... RCA TRAINS YOU AT HOME IN RADIO-TV ELECTRONICS

**NEW AND UP-TO-DATE HOME STUDY COURSE . . .** Clearly written by men with years of servicing and teaching experience. Easy to understand . . . step-by-step instruction.

**NO PREVIOUS EXPERIENCE REQUIRED.** This Home Study Course was specifically prepared for students with no previous electronics training . . . for those who want a sound foundation in this exciting field.

**A PRACTICAL COURSE . . .** You receive completely workable kits and perform valuable experiments to demonstrate the theory learned. In fact, many students will be able to do service work *even before* they complete all the lessons.

## YOU BUILD AND KEEP THESE FINE INSTRUMENTS SHOWN

- a multimeter
- a 6 tube superheterodyne receiver
- an r.f. signal generator
- a television receiver

**SINCE 1909, RCA INSTITUTES** has trained thousands of men in Radio-TV Electronics in our Resident Classes. Many have well-paying jobs in industry; some have established their own business. *Now* this opportunity is available to you at home.

**"PAY-AS-YOU-LEARN" PLAN . . .** There is no binding contract. You pay for one study group at a time, as

you progress through the course. The cost for everything—including the high quality equipment that you receive and build—is amazingly low. **RCA INSTITUTES**—a service of Radio Corporation of America—is licensed by the New York State Education Department . . . recommended by radio and television service organizations.

**SEND FOR  
FREE  
CATALOG  
NOW**



**RCA INSTITUTES, INC.**

A SERVICE OF RADIO CORPORATION OF AMERICA  
350 WEST FOURTH STREET, NEW YORK 14, N. Y.

RCA Institutes, Inc., Home Study Dept. PE-95  
350 West 4th Street, New York 14, N. Y.

Without obligation, send me FREE CATALOG on the Home Study Course in Radio-TV-Electronics. No salesman will call.

Name \_\_\_\_\_ Please Print

Address \_\_\_\_\_

City \_\_\_\_\_ Zone \_\_\_\_\_ State \_\_\_\_\_

# LOOK

what \$35<sup>90</sup> buys...



New EMC Model 209

## TUBE TESTER AND REJUVENATOR\*

"YOU CAN HOLD THIS MINIATURIZED INSTRUMENT IN ONE HAND... a revolutionary new development, it gives fast, absolutely accurate checks for tube quality, shorts, leakages, continuity, and opens on all modern and future tubes... uses standard emission test for quick readings on modern, 3 1/2" plastic meter... flexible switching system prevents obsolescence. This professional instrument also rejuvenates picture tubes with the Model CRA (Picture Tube Test Adaptor)\*... specially designed by advanced engineering techniques, its handy size (6 3/4" x 7 1/2" x 4") makes it ideal for home calls."

EMC Model 209  
(as illustrated in Hammertone metal case) \$35.90



In oak carrying case 38.50  
Kit form 25.90

Complete with plastic-covered, detailed instruction book and tube listings.

\*EMC Model CRA  
(Picture Tube Adaptor) 4.50

Yes, send me full technical information about Model 209 and a complete catalog of other EMC Instruments. PE-9

NAME \_\_\_\_\_

STREET \_\_\_\_\_

CITY \_\_\_\_\_ STATE \_\_\_\_\_

**EMC** ELECTRONIC MEASUREMENTS CORP.  
280 LAFAYETTE STREET  
NEW YORK 12, NEW YORK  
EXPORT DEPT., 370 BROADWAY, N. Y. 13, N. Y.

# POP'tronics



## BOOKSHELF

"THE NEW HIGH FIDELITY HANDBOOK" by Irving Greene and James Radcliffe. *Crown Publishers, Inc.*, New York, N. Y. 193 pages. Cloth bound. \$4.95.

This is a "big" book in many ways: it deals with "big sound" in which a great many people are interested; it contains an enormous amount of material on hi-fi; and it is big even in its physical dimensions (oversize 8" x 11" pages).

As a practical guide to the purchase and assembly of a hi-fi system, this book is thorough and comprehensive. Moreover, it explains why certain rules prevail in hi-fi, and others do not. The result is an increased understanding by the reader of much of the reasoning and technology of audio reproduction.

Included are discussions of representative commercial components as well as ample material on living with the system after it is purchased. The chapters containing instructions on housing the equipment include wood-working data and plans galore, enough to delight the fancy of any do-it-yourself enthusiast. A section on servicing hi-fi systems details what can be done to maintain the equipment with a minimum of labor and expense.

Particularly valuable is the appendix which contains data on crossover networks. Also included is a real hi-fi exclusive: a symposium on the design of amplifiers, comprising discussions by leading manufacturers on what they are trying to do in this area.

"TECHNICAL DICTIONARY" written and published by the Technical Staff, *Coyne Electrical School*, Chicago, Ill. Distributed by *Howard W. Sams & Co., Inc.*, Indianapolis, Ind. 160 pages. Cloth bound. \$2.00.

Out of the current demand for standardization of the meanings of terms used in radio, TV, and other electronic applications has come this complete dictionary. Over 4000 terms are defined. In addition, a special section brings together valuable reference material covering wiring, mathematics, reactances, tube data, etc. The book is amply illustrated with charts, diagrams, and tables.

-30-

THE

for 8" or 12" speakers.

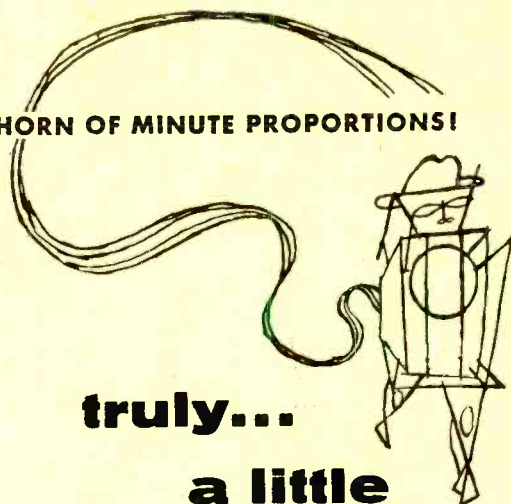
# Rebel\* 5

A KLIPSCH CORNER FOLDED HORN OF MINUTE PROPORTIONS!

An amazing 20' high, the Rebel 5 design involves a cavity (capacitance); a slot (inertance) and a corner horn to provide back loading for a direct radiator speaker. The middle and extreme high ranges are preferably reproduced with corresponding horns and the resulting 3-way speaker system can be squeezed into the tiny space.

Reduction in size of speaker structure sacrifices one or more of the following: the maximum wavelength the system can produce; the smoothness of response (reduction of size invariably produces peaks in the bass range); introduction of distortion because of extreme diaphragm excursion if the enclosure is too small (this is usually associated with peaked response). All Rebels necessarily violate these principles. The trick in retaining a high level of quality typical of Rebel design is to coordinate the design of the low-pass filter with the short length of horn exterior to the housing and to introduce an effective cut-off of gradual slope such that the output, instead of becoming highly distorted in the extreme bass range, merely attenuates without presenting frequency doubling and resultant intermodulation of high frequencies.

\* Trade Mark



truly...  
a little  
monster

" — the most amazing Klipsch design "

Portability keys the flexibility of the Rebel 5. Used in a corner, on a wall, in the center of a room, the 5 design outperforms larger conventional resonant box systems.

MODEL KR-5-U	MODEL KR-5	MODEL KR-5-P
Unfinished \$33.00 Net	\$48.00	Leatherette \$48.00

prices slightly higher  
west and south

September, 1955

an  
exclusive  
manufacture



75 North 11th Street, Brooklyn 11, N. Y.

# LAFAYETTE HEADQUARTERS FOR POPULAR ELECTRONICS KITS!

HARD TO GET PARTS FOR KITS - WE HAVE THEM!

## RAYTHEON TRANSISTORS



**CK-722**—Singly, each..... 2.10  
—In lots of 10, each..... 1.95

**CK-721**—Singly, each..... 2.40  
—In lots of 10, each..... 2.25

## NEW




**TRANSISTOR TYPE 2N107**  
P-N-P



**\$1.25**

## MAKE YOUR OWN PRINTED CIRCUIT NOTHING ELSE TO BUY!

Our Inexpensive Etched-Wire Kits Contain: Laminated Copper Boards (XXX-P); Printed Circuit Tube Sockets; Copper Etching Material and instructions; Etch-resistant material for Circuit layouts; Eyelets and drill for connections; Sealed Layout Sheets for making your own or standard Printed Circuits. All Kits Are Supplied with Plastic Case



5004P

### 5001P—BASIC KIT

Contains a complete assortment of materials needed to make a variety of different Printed Circuits. Circuit Diagrams include Multimeter and 1-tube Receiver.

Only **3.95**

### 5003P—SERVICEMAN & TECHNICIANS' KIT

Contains three times the material of Kit 5001P with special sockets, connectors, and double-faced Copper Boards.

Only **9.75**

### 5004P—PRODUCT DESIGNERS' KIT

This special Kit enables the Manufacturer and Laboratory to make a pilot run of etched wire Printed Circuits with his own staff and facilities. Contains all the latest information, materials and methods for adapting your product to mass production techniques.

**25.00**

## TRANSISTOR RADIO KITS

### TRANSISTOR RADIO RECEIVER KIT:

1 2-gang Variable Condenser; 1 Crystal Diode IN64; 1 .02 Mfd Condenser; 1 220K Resistor; 1 G.E. 2N107 Transistor; 1 Loopstick; 1 Dynamic Ear Phone.

KT-51 ..... Net **5.22**

### TWO TRANSISTOR RADIO RECEIVER KIT

1 Loopstick; 1 2-gang Variable Condenser; 2 G.E. 2N107 Transistors; 1 Volume Control with Switch; 1 Transistor Audio Transformer; 1 100K Resistor; 1 10 mfd Condenser; 1 Dynamic Ear Phone.

KT-50 ..... Net **9.74**

### TRANSISTOR CODE PRACTICE KIT:

1 G.E. 2N107 Transistor; 3 Resistors; 1 Volume Control; 2 .01 mfd Condensers; 1 Telegraph Key; 1 Dynamic Ear Phone; Batteries. KT-49 ..... Net **5.33**

Write For Brochure on TRANSISTOR KITS

## TRANSISTOR TELEPHONE PICK-UP WITH PRINTED CIRCUIT BOARD

Essential list of parts as described in Sept. issue of Popular Electronics: 2-Condensers, 4-Resistors; 1 Toggle Switch; 1-Phone Jack and Plug; 4-Penlight Cells; 2-Raytheon CK722 Transistors; 1-Dynamic Earphone; 1-Printed Circuit Board and Plastic Case. KT-65 ..... NET **\$9.30**

MS16—Telephone Pick-Up Coll., completely made in Plastic Housing..... NET **\$3.75**

## CDS—PHOTOCELL KIT with PRINTED CIRCUIT BOARD

Complete kit with PRINTED CIRCUIT BOARD; CDS photocell tube, Sigma Relay, chassis and all parts as listed in POPULAR ELECTRONICS.

KT-53 ..... Net **13.95**



**Lafayette Radio** DEPT. 11 Write for FREE Catalog!  
BRONX, N.Y. 542 E. Fordham Rd.  
NEWARK, N.J. 24 Central Ave.  
PLAINFIELD, N.J. 139 West 2nd St.  
BOSTON, MASS. 110 Federal St.  
include postage with order.

## Get This Valuable Book

# FREE



Yes, you get this big, brand new book, "150 Radio-Television Picture Patterns and Diagrams Explained", absolutely FREE! Just off the press! Gives complete wiring circuits and diagrams on the latest Radio and Television Sets. Easy-to-read, large 8 1/2 x 11" pages, with full instructions on how to read and use the diagrams. A "must" in every Radio and Television service-man's repair kit. You get this valuable book as a FREE Gift for asking to see Coyne's great new 6-book set, "Applied Practical Radio-Television"!

### Here's "Know-How" That Makes You Worth More!

Coyne's great new 6-volume set gives you all the answers to servicing problems—quickly! For basic "know-how" that is easy to understand, you'll find everything you want in volumes 1 to 5 which contain over 5000 practical facts and data. They cover every step from principles to installing, servicing, trouble-shooting and aligning all types of radio and TV sets. So up-to-date it includes COLOR TV and UHF, adapters and converters. It covers very latest information on TRANSISTORS.

### 900-Page Television Cyclopedic Included

And then, for speedy on-the-job use, you get volume 6—the famous COYNE TELEVISION CYCLOPEDIA. It answers today's television problems on servicing, alignment, installation and others. In easy-to-find ABC order, cross indexed. Use this 6 volume TV-RADIO LIBRARY free for 7 days; get the valuable Servicing Book ABSOLUTELY FREE!

## Just for Examining COYNE'S New 6-Volume Set

# "Applied Practical Radio-Television"

ON 7 DAY FREE TRIAL!



**SEND NO MONEY!** Just mail coupon for 6-volume set on 7 days free trial. We'll include book of 150 TV-Radio Patterns and Diagrams. If you keep the set, pay \$2 in 7 days and \$2 per month until \$22.50 plus postage is paid. (Cash price \$20.95). Or you can return the library at our expense in 7 days and owe nothing. YOU BE THE JUDGE. Either way, the book of TV-Radio Patterns is yours FREE to keep! Offer is limited. Act NOW!

## FREE BOOK—FREE TRIAL COUPON!

Coyne Electrical School, Educational Book Publ. Div., Dept. 95-PE  
500 S. Paulina St., Chicago 12, Ill.  
YES! Send 6-volume "Applied Practical Radio-Television" for 7 days FREE TRIAL per your offer. Include TV-Radio Patterns & Diagram Book FREE.


Name..... Age.....  
Address.....  
City..... Zone..... State.....  
Where Employed.....  
( ) Check here if you want library sent COD. You pay postman \$20.95 plus COD postage on delivery. 7-day money-back guarantee.

Educational Book Publishing Division  
**COYNE ELECTRICAL SCHOOL**  
500 S. Paulina St., Dept. 95-PE Chicago 12, Ill.



# The New Model 70 UTILITY TESTER FOR REPAIRING ALL ELECTRICAL APPLIANCES MOTORS • AUTOMOBILES • TV TUBES

As an electrical trouble shooter the Model 70:



- Measures A.C. and D.C. Voltages, A.C. and D.C. Current, Resistances, Leakage, etc.
- Will measure current consumption while the appliance under test is in operation.
- Incorporates a sensitive direct-reading resistance range which will measure all resistances commonly used in electrical appliances, motors, etc.
- Leakage detecting circuit will indicate continuity from zero ohms to 5 megohms (5,000,000 ohms).
- Will test toasters, Irons, Broilers, Heating Pads, Clocks, Fans, Vacuum Cleaners, Refrigerators, Lamps, Fluorescents, Fans, Switches, Thermostats, etc.
- Will test all TV tubes for open filaments, inter-element shorts, burned out tubes, etc.

As an Automotive Tester the Model 70 will test:

- Both 6 Volt and 12 Volt Storage Batteries • Generators • Starters • Distributors • Ignition Coils • Regulators • Relays • Circuit Breakers • Cigarette Lighters • Stop Lights • Condensers • Directional Signal Systems • All Lamps and Bulbs • Fuses • Heating Systems • Horns • Also will locate poor grounds, breaks in wiring, poor connections, etc.

Handsome round-cornered molded bakelite case, 3 1/8" x 5 7/8" x 2 1/4". Complete with all test leads. Also included is a 64 page book giving detailed instructions for testing all electrical appliances, automotive equipment, TV tubes, etc. Only **15<sup>85</sup>**

## SHIPPED ON APPROVAL NO MONEY WITH ORDER — NO C. O. D.

Try it for 10 days before you buy. If completely satisfied then send \$3.85 and pay balance at rate of \$4.00 per month for 3 months — No Interest or Finance Charges Added! If not completely satisfied, return to us, no explanation necessary

MOSS ELECTRONIC DIST. CO., INC.

Dept. D-157 3849 Tenth Ave., New York 34, N. Y.

Please rush 1 Model 70 I agree to pay \$3.85 within 10 days after receipt and \$4.00 per month thereafter


Name \_\_\_\_\_

Address \_\_\_\_\_

City \_\_\_\_\_ Zone \_\_\_\_\_ State \_\_\_\_\_

# THIS IS IT!

*the  
year's  
best  
photographs  
by  
the  
world's  
best  
photographers!*



- Over 250 Pages of Exciting Pictures . . .
- 24 Pages in Rich, Full Color . . .
- 14 Big Sections . . .

**BE SURE TO GET YOUR COPY**

**Now on Sale at Newsstands  
and Camera Stores**



**ZIFF-DAVIS PUBLISHING COMPANY**, publishers of POPULAR PHOTOGRAPHY, PHOTOGRAPHY Annual, PHOTOGRAPHY Directory, FLYING, MODERN BRIDE, RADIO & TELEVISION NEWS, POPULAR ELECTRONICS, AMAZING STORIES, FANTASTIC, G. I. JOE.


# JOHN M. CONLY

comments on diamond phonograph needles :

"... nothing else  
but diamond  
styli will yield  
both lastingly  
good sound  
and peace  
of mind.  
Get diamonds."

Editor  
*High Fidelity  
Magazine*

Music Columnist,  
*Atlantic Monthly*



PLAY SAFE  
PLAY DIAMOND

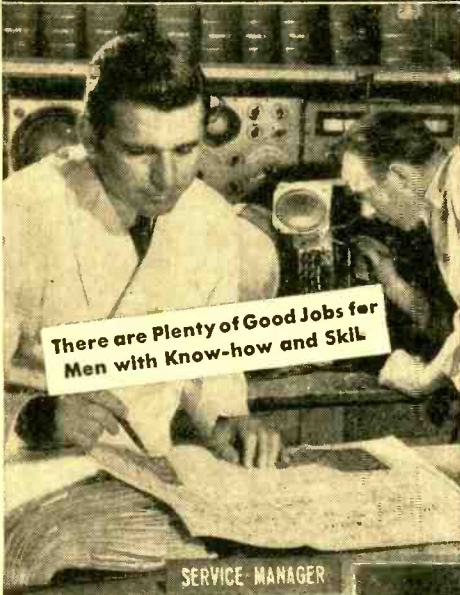
## TETRAD

WORLD'S LARGEST  
MANUFACTURERS  
OF DIAMOND STYLI

Ask your dealer or serviceman for a BRAND NAME DIAMOND

Record-Needle Care Folders: Dept. P.E., 62 St. Mary Street, Yonkers, N. Y.

# Learn to Service TV Sets—any make or model—Quickly




There are Plenty of Good Jobs for Men with Know-how and Skill

SERVICE MANAGER

17" Picture Tube, Components for a TV Receiver, Scope, Signal Generator, HF Probe—all included in introductory price under \$200—Easy Terms

If you want to go places in TV servicing, you will act quickly to find out what you get, what you practice, what you learn and how NRI's new course in Professional Television Servicing will help you advance through better technical knowledge and training. See pictures of equipment supplied, read what you practice in book offered FREE to ambitious men with some knowledge of Radio or TV fundamentals. Find out about this ALL PRACTICE Professional TV Servicing Course now.



You Learn By Doing

## New ALL PRACTICE Method trains you at home to become a Professional TV Serviceman

### You learn the time saving techniques, methods used by top TV Servicemen

This is 100% learn-by-doing, practical training. NRI supplies all necessary equipment, all tubes, including a 17-inch picture tube; and comprehensive manuals covering a thoroughly planned program of practice. You learn how experts diagnose TV receiver defects quickly. You easily learn the causes of defects—audio and video—and how to fix them accurately.

You get actual experience aligning TV receivers, isolating complaints from scope patterns, eliminating interference, using germanium crystals to rectify the TV picture signal, adjusting the ion trap and hundreds of other valuable Professional techniques.

## UHF and COLOR Create Growing Opportunities

To cash in on the present UHF and the coming COLOR TV boom you'll need the kind of knowledge and experience NRI's Course gives. You'll get practice installing front-end channel selector strips in modern UHF-VHF receivers. You learn UHF servicing problems and their solution. Mail the coupon now. Discover how NRI's new course in PROFESSIONAL TELEVISION SERVICING meets the needs of the man who wants to get ahead in TV Servicing.

### Not for Beginners

If you have some knowledge of Radio-TV fundamentals, or have had some Radio Shop experience or some Radio school training, this course IS FOR YOU. Mail coupon today. Address: National Radio Institute, Dept. 5JD4T, 16th & U Sts., N.W., Washington 9, D.C.

**MAIL NOW**



## COUPON BRINGS IMPORTANT BOOK FREE

Get this book and judge for yourself how this course will further your ambition to reach the top in TV Servicing or help to build a more secure business of your own in TV. Many of tomorrow's top TV Servicemen are men who can service any make, any model, UHF, VHF or Color TV. You will be graduates of this training. Mail the coupon now. There is no obligation.

National Radio Institute,  
Dept. 5JD4T,  
16th and U Sts., N.W., Washington 9, D.C.  
Please send my FREE copy of "How to Reach the Top in TV Servicing." I understand no salesman will call.

Name..... Age.....  
Address.....  
City..... Zone... State.....  
APPROVED MEMBER NATIONAL HOME STUDY COUNCIL

# Your Career in Electronics



By **NORMAN EISENBERG**

Editor

## *Technical training is the key to many well-paying positions*

**O**NE of the most wonderful things in this age of electronics is the new horizon in well-paying careers that has been created. Man's control and use of the tiny, invisible source of energy has produced innovations, conveniences, and advances in every field of human endeavor. Electronic applications save lives, produce food, build houses and roads, provide entertainment and communication for the entire world.

But in addition to the far-reaching influence electronics has had on our lives, it has also provided many with fruitful employment and a better standard of living. The technology and applications of the constantly increasing number of subdivisions of the over-all "field of electronics" embrace numerous occupations—from prospecting for uranium to sending messages from a shipboard radio shack; from stringing telephone wires across a desert to writing technical reports; from hunting disease virus with an electron microscope to selling components across a store counter.

The figures attesting to this widespread activity are staggering. In 1953, we as a nation consumed more than 500 billion

kilowatt hours of electrical energy. In 1954, the number of persons employed by the radio-television industry alone reached about 700,000. There were 1,100,800 persons employed in the electrical machinery industry as of April, 1955, and another 709,000 in telephone and telegraphy jobs. These figures do not begin to describe the armies of personnel employed in industrial electronics—from top flight engineers to assembly line solderers. They do not take into account the multitudes who make their living through various services connected with electronics, such as teaching, selling, advertising, and editing magazines!

In radio and television, the total money spent in this country on home sets, broadcasting time, talent, accessories, phono records, repairs, and labor costs reached—for 1954—the fabulous figure of \$4,936,400,000!

And all signs point to increases in both money spent and people employed for many years to come.

To select a career in electronics would, it seems, prove a wise choice for any man, and indeed, for many women as well. As one industrialist has put it, there are vir-



Scene in the television section of DeVry Technical Institute's laboratories in Chicago, where students receive valuable practical experience working on standard home TV sets.

tually no restrictions on how far a person can go in the field. Many who start as tracers in the drafting department of a large firm end up as design engineers—while still young enough to enjoy their increased incomes. Others who start by soldering pigtail leads on an assembly line evolve to foremanships. In a surprising number of cases, the line dividing the “engineer” from the “non-engineer” vanishes completely—many supervisory technical jobs are held by persons who do not have engineering degrees.

There is really one basic requirement, and it prevails at all levels and in all types of jobs in electronics. That requirement is —*education*.

### Education Required

In the electronics industry, it is perhaps truer than in any other field that there is no substitute for sound training. Job experience is, of course, extremely important—but it is not worth more than equivalent schooling. In some cases, the schooling is worth more. A representative of the *Reeves Instrument Corp.* of New York City has pointed out that a person may work for 18 months on a job and be less valuable than another who has had six months of electronic schooling. If the job consisted of the same operation on the same piece of equipment, the former man would actually know less after 18 months than the trainee would after six months of training in the theory and diverse applications of electronics.

And the training does not necessarily in-

volve a formal engineering degree. At *Reeves*, for example, out of several thousand personnel, about 25% are in the engineering division. Of this number, about 33% hold engineering degrees. But not all the top level and high-paying jobs are held by members of this group. The remaining personnel include people in lab work, drafting, planning, testing, and clerical positions. Many of these people, who have acquired years of practical experience in the electronic arts, earn pay equal to—and sometimes more than—that of degree-holders. These individuals combine outstanding ability with technical know-how and/or training to make better jobs for themselves. A significant number in this latter group are classified by the company as project engineers, positions which involve supervising many people, including those with degrees.

This is not to say that in all situations it is better not to have a degree than to have one. These figures do point up the fact that the key to a good-paying job is basically how much a person knows.

While “on the job” may be a good place to learn how and what to do, it may not often be the best situation in which to learn the “why” of what is going on. And in electronics, understanding theory—or the “why”—is of paramount importance. As a spokesman for *RCA Institutes* (N.Y.C.) stated: “It is generally just as important for an electronics technician to understand why a circuit behaves in a particular manner as it is for him to know how to wire it up.”

The training needed to “get in” and to



Trainee (above) makes adjustments in broadcast transmitter installed under simulated operating conditions at RCA Institutes, N. Y. C. Complex professional equipment such as this is best mastered under supervised training available at resident schools. Right, sex is no barrier in electronics. TV receiver construction and servicing may be learned in resident schools or by home-study.



reach the top is readily available from a number of qualified schools located in most parts of the U. S. and Canada. Courses covering all phases of electronics from simple a.c.-d.c. theory to advanced radar can provide training to suit any need.

Courses are available on a resident or correspondence basis. The former involves actual attendance at the school, becoming part of a class of other trainees, attending lectures, demonstrations, working in laboratories, using first-class equipment, and receiving the benefit of personal instruction from seasoned electronics technicians. The correspondence course, also known as home-study, provides the trainee with a


series of carefully planned lessons and specially designed equipment for use at home at his own convenience.

Home-study courses permit the trainee to relate his studies to his own work or job in a very direct way. His work is examined and graded, and suggestions offered, in much the same way as is the resident trainee's. Certificates and diplomas—in either case—are issued upon successful completion of a course.

As far as industry is concerned, it appears to make little or no difference in what manner a man has received his training. With few exceptions, the home-study method and the resident method are regarded with equal enthusiasm and favor when a man is evaluated for most jobs. The exceptions might be certain types of jobs in which the resident school graduate with some working experience in a school laboratory would be preferred to the technician with only home-study training. Many resident schools have gone to great lengths to simulate broadcasting studios, with pro-

fessional operating consoles, etc. Others have real shipboard radio shacks. At least one school—the *Philadelphia Wireless Technical Institute*—is rapidly becoming known for its courses in radar operation and maintenance. These are specialized phases of the electronics field that are best learned at resident schools.

On the other hand, the challenge of the correspondence course is often regarded by industry as the measure of a student, and an indication of his willingness to get ahead. The chance to experiment and to profit by trial and error is a little more in favor of the home-study trainee. This is especially true of the student who receives



"Dynamic demonstrator" is widely used teaching aid. This class is studying color television at Capitol Radio Engineering Institute, Washington, D. C. Schools use many advanced devices to enhance instruction. Some send movies to home-study trainees.

a complete laboratory, or who can purchase one as part of his correspondence course. Most correspondence schools consider these points, and follow through with genuine equipment designed to train the student in truly professional techniques.

Training costs are generally fair and reasonable—in both types of training—considering what the schools offer and what advancement the training can bring to the student. In most cases, the cost is determined by the length and complexity of the course, rather than by the method of study chosen.

In other words, it is not necessarily cheaper to take a home-study course rather than a resident course, although it is obvious that only those who can devote a good portion of their daily time to it should enroll in a resident course. In addition, most schools make it easy on the trainee by permitting payment over a period of time, so that the student need not pay out a few hundred dollars at once.

### Counseling and Placement

Contact with the school does not always end upon completion of training. Schools do find jobs for their graduates. School heads are well acquainted personally with various key figures in the electronics field. In addition, schools maintain special departments which serve as counseling and guidance bureaus and inform trainees of job openings. You are not only advised as to the kind of job you are best suited for, but more often than not will be steered directly to the job.

Of telling significance is the fact that industrial leaders constantly request new personnel from the school enrollees. Per-

sonal visits and letters from heads of companies to the school requesting new job applicants are quite common. In addition, many companies—upon hiring a new man—will recommend that he continue his training, either at home or by attending classes, and will follow up favorably with advancement as the employee broadens his own knowledge of the field.

Another service offered by schools is in the form of special publications. Available to trainees, these bulletins and brochures contain information important to people in electronics. For example, the *Cleveland Institute of Radio Electronics* issues brochures on mobile radio servicing, FCC license exams, and job news. Other schools issue literature of comparable merit. Catalogs describing courses are carefully planned to provide complete course information as well as to provide intelligent aid for the newcomer in selecting a program of study.

The professional status and recognition accorded these schools are typified by the close cooperation between them and professional associations. The *Central Technical Institute* of Kansas City, Mo., is one of several schools accorded approval of the *Institute of Radio Engineers*.

There are, at present, over a score of technical schools offering a wide variety of courses. Many have provision for both home-study and residence training. Some specialize in one method or the other. All offer certificates or diplomas. And some are authorized to award engineering degrees to students who have studied the required mathematics and advanced technical courses.

(Continued on page 98)





Above, students working in transmitter laboratory of Central Technical Institute, Kansas City, Mo. Overhead may be seen special dipole antenna used in experiments.

Telecasting class at National Schools, Los Angeles. Imitating exact procedures used at commercial studios, trainees operate latest video and audio equipment.




TV studio production group at Central learns telecasting techniques. Small class receives benefit of personal instruction.



Final check on home-built set is made by student taking home-study course given by International Correspondence Schools, Scranton, Pa. Previously, the trainee had constructed the multi-tester he now uses for checking resistances. Signal generator at far right was also built.



# KILOVOLT NUCLEAR BATTERY




*Atomic age miracle will supply a steady voltage for 25 years*

**A** WASTE product of nuclear fission has been converted to usable electrical energy in the "nuclear battery," newest power source of the "atomic age." Developed by the *Patterson, Moos Research Division, Universal Winding Co., Inc.*, Jamaica, N. Y., one model of the new energy source weighs only seven ounces, but can furnish a pressure of 8000 volts throughout an operating life of 25 years!

Heart of the nuclear battery is a "sandwich" of strontium-90 enclosed between two dielectrics. Strontium-90 is obtained as a by-product of nuclear fission. This "waste" liquid is treated by a process whereby the liquid is evaporated, leaving a suitable deposit for use in the battery. Beta particles emitted by strontium-90 are the source of the electrical energy. The hazard of radioactive contamination necessitates the extreme caution and specially designed equipment used in fabricating the battery. Once the sandwich is heat-sealed within its metal case, this danger no longer exists. One "hot" voltage lead extends from inside the sandwich, and the case itself is "ground."

The electrical energy of the battery varies with the amount of radiation energy. Present models may use up to 500 millicuries of radiation to provide pressures as high as 10,000 volts.

In addition to its long "shelf-life," the battery has been found to function without much regard for temperature extremes, although at very high temperatures the equi-



Nuclear batteries compared in size with ordinary flashlight cell. Top unit has taps for 1, 10, 100, and 1000 volts. Small unit, "baby" of family, puts out steady 375 volts.



librium voltage of an 8000-volt unit may drop to 4000 volts. Since anticipated uses of such a unit will not require more than perhaps 1500 volts, this drop presents no real problem.

Suggested uses of the nuclear battery involve circuits which require a high-voltage, ultra-minute current source. Such applications as charging an ionization chamber, charging capacitors, and energizing radioactive instruments have been suggested. Since one of the battery's characteristics is an ability to build up a high voltage with a high degree of linearity, its use in timing circuits is foreseen. As a "trigger" to activate other circuits, it could be employed in alarm systems. Various types of control circuits, as well as transistor power supplies, could utilize the battery. It might also serve as a constant current or constant voltage reference source.


At present, three models are available: (1) Model MP-10 is a multiple voltage

source, with taps for 1, 10, 100, and 1000 volts—current capacity is  $2 \times 10^{-9}$  amperes (2000 micromicroamperes); (2) Model P-10 is a miniature unit, measuring only  $1\frac{3}{16}$ " by  $\frac{7}{8}$ "—this tiny "powerhouse" furnishes 375 volts at 50 micromicroamperes; (3) the most powerful model is the H-10, capable of supplying 10,000 volts at 500 micromicroamperes—despite its high output, this unit measures a mere  $2\frac{3}{8}$ " by  $\frac{7}{8}$ ".


First conceived by Mr. Stanley Wallack, Director of Physical Research at *Patterson, Moos*, the nuclear battery has been under development for three and a half years. Associated with Mr. Wallack in producing the battery in its present predictable and usable form is Harry C. Lieb, Director of Chemical Research. Dr. Anthony Moos heads the organization from whose many engineering laboratories may evolve new developments even more remarkable than the nuclear battery.



Above radiation lab technicians handle radioactive isotopes in manufacture of nuclear battery. Right, the battery is used as a "trigger." Flashing of the lamp indicates that battery has activated a thyatron-controlled power supply.



Voltage and current output of the nuclear battery are measured by technicians. Oscilloscopes and various meters are used. This is only one of a series of many critical tests.



*Non-directional antenna  
is easy to install and  
can revive that old set  
for hours of listening*

By E. D. MORGAN

## *New Antenna*

## *Peps Up Old Radio*

Most table model radios use a loop antenna similar to the one shown above. Directional characteristics can be avoided by replacing it with an antenna using a ferromagnetic core.


**M**OST broadcast receivers today use built-in loop antennas. While superior to the outdoor wires of years ago, the loop has one major drawback: its sensitivity to the direction of the transmitter. Thus, when using a loop antenna, best reception is possible only by reorienting the receiver for each new station tuned in.

This difficulty is solved by a new type of antenna with no directional effects. Using a specially designed ferromagnetic core material, this antenna is extremely compact, has high sensitivity, is quite inexpensive, and is easily installed.

A mounting bracket, included with the antenna, enables it to be located in any position. Suggested mountings are shown in the accompanying photographs. Only a few connections and adjustments are needed.

The ground and antenna leads of the receiver are removed from the old loop and connected to the new antenna. The an-

Two types of the new ferromagnetic non-directional antenna are shown here. The unit at the top is sold under the trade name of "Walsco-Loop"; its core is screwdriver adjusted. The unit at the bottom is the "Superex Energized Ferri-Loopstick"; its core is adjusted by hand. Despite these minor differences, both are installed and used in much the same way. Cost is less than \$1.00.




tenna lead should be connected with the short length of wire already fastened to the new unit. This wire must not be grounded or coiled, but extended away from the chassis. A simple solution is to tape or otherwise fasten it to the inside of the cabinet. A length of insulated "spaghetti" tubing slipped over this wire will prevent its contacting any part of the chassis.


Once mounted, the antenna is easily tuned. The radio is tuned to a station near the center of the broadcast band, and the core of the antenna is then adjusted for maximum loudness. It should be adjusted gently—by hand or by a non-metallic screwdriver—depending on the type of unit used.

The set will usually track perfectly after this adjustment has been made. If it does not, tune to a high frequency station and adjust the r.f. trimmer capacitor for maximum loudness. This adjustment is made by slowly rotating the screw located on the side near the bottom of the r.f. tuning capacitor. The larger set of plates tunes the r.f. section; the smaller plates tune the local oscillator.


In fringe areas, the addition of an extra six feet or more of wire to the antenna lead will generally improve reception. If any extra wire is added, the core will have to be readjusted for best results. -30-



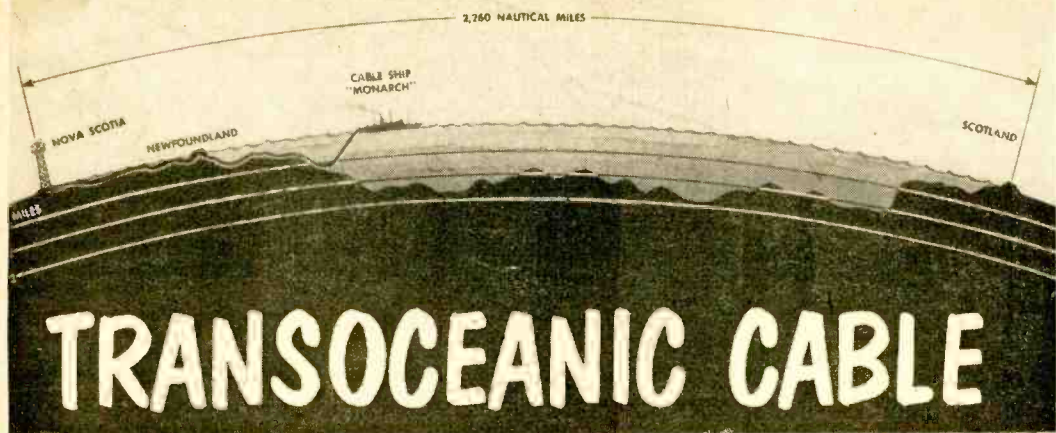
One way of mounting the ferromagnetic antenna is shown above. The metal bracket can be bent into an L-shape and mounted on the inside of the cabinet. Two small wood screws will hold it securely. The extra wire coiled around the new antenna should be unwound and extended away from chassis.



The antenna above was mounted by fastening its bracket to the chassis. Extra wire has been enclosed in spaghetti tubing, held by a tack to other side of the cabinet.



Antenna at right was mounted by fastening the bracket to the side frame of the radio's tuning capacitor. Mounting close to variable capacitor may improve reception.



# TRANSOCEANIC CABLE


*New cable includes over 100 amplifiers to carry 36 voice conversations; will assist radio circuits during storms*


**O**NE HALF of the world's first transoceanic telephone cable, spanning the Atlantic between Newfoundland and Scotland, is expected to be laid by the end of this month. Work, which began

June 22 and can proceed only during summer months, is scheduled for completion in 1956, with service established late that year. The cable is a joint undertaking of the *American Telephone and Telegraph Co.*, the British Post Office, and the *Canadian Overseas Telecommunication Corp.*

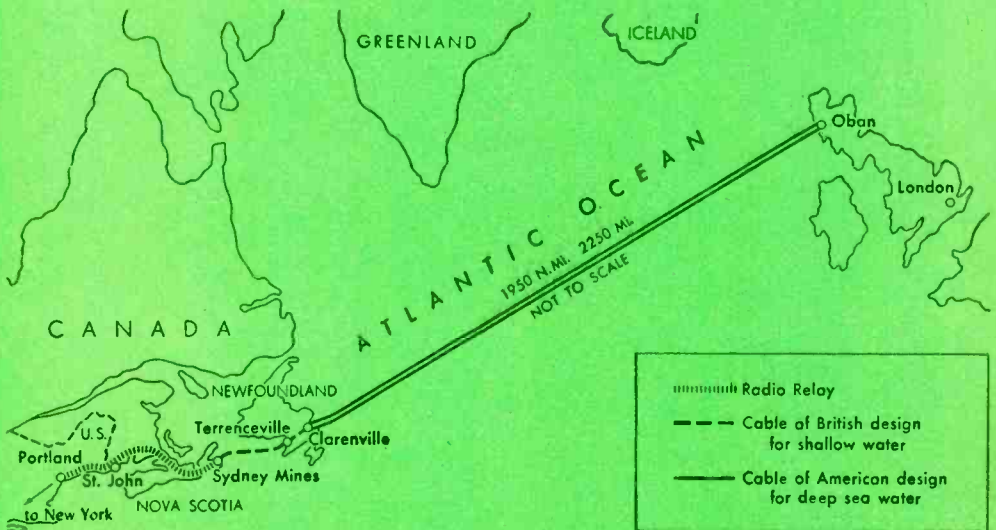
Telephone service between America and Europe will be vastly improved by the cable. Present telephone facilities, established in 1927, use radio carrier waves. Existing undersea cables, the first of which was laid in 1866, are for telegraphy only. When completed, the new cable will permit direct line voice transmission across the Atlantic. The system, whose bandwidth is wider than any yet developed for under-


View forward of the cable-laying ship "Monarch" as it prepares to pay out the shore-end segments. The ship has similar equipment mounted on the afterdeck for paying out cable in deep water. At right is a marker buoy.





"HMTS Monarch" is world's largest cable-laying ship. Note at the bow the sheaves over which the shore-end cables will pass. Drawn below is a map of the cable route also showing the microwave relay links at the west end.





The deep sea amplifiers were assembled under exacting laboratory conditions by the Western Electric Co. In this operation, the technician is drilling precise holes to mount the 60 components.

water transmission, will handle up to 36 conversations at one time. This almost triples the present radiotelephone capacity. Two cables form the links: one carries signals eastward; the other, westward.

#### Each Amplifier Uses Three Tubes

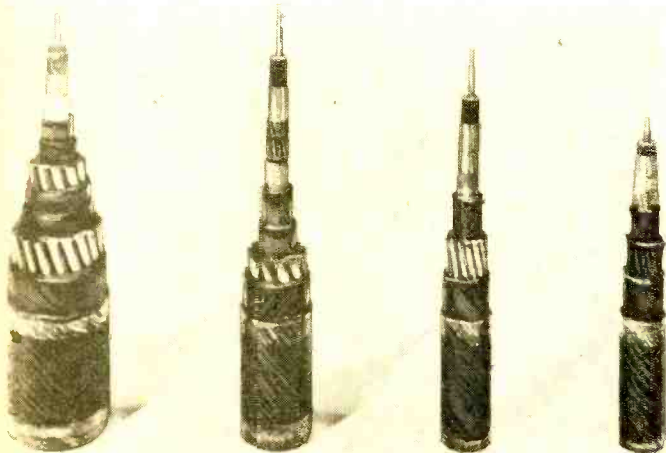
Electronic "heart" of the system is the series of 52 amplifiers or "repeaters" built into each cable. Spaced about 40 miles apart along the ocean bottom, each amplifier uses three electron tubes of special design, powered by regulated current sent over the cable itself. Gain of each repeater is 1,000,000. Repeaters are expected to function without the need for maintenance for a period of 20 years.

Each repeater is built inside a flexible housing which is designed to approximate a piece of cable. Consequently, it can be spliced into the cable and "paid out" by the cable ship as it lays regular cable

lengths. Each repeater consists of an 8' center section about 2.8" in diameter, tapering over a distance of about 20' at each end to the cable diameter. The armor of the cable itself is continued over the repeater housing.

To obtain necessary flexibility, the more than 60 components in each repeater are mounted in a series of 17 Lucite cylinders. These cylinders are surrounded by two layers of steel rings designed to withstand sea-bottom pressure of about 6000 pounds per square inch. Additional metal armoring and watertight seals at each end complete the repeater housing.

The task of laying the cable has fallen to the officers and men of the *HMTS Monarch*. Owned by the British Post Office, the *Monarch* is the world's largest cable-laying ship, with a crew of 130 and a capacity to carry 1800 nautical miles of deep-sea cable. While laying cable, the *Monarch*



Cable diameters vary according to requirements. Near the shore line, the cable needs greater protection (see cable at left). At the right is the cable used in the deep water passages. Intermediate diameters are used at other depths. The largest is about 2½", the smallest just under 1".



steams at about six knots. In other words, about six nautical miles of cable per hour will be laid. The cable is unwound and fed out by electrical winches from drums in the ship's huge storage tanks, and is lowered into the water over guiding sheaves.

The cable is laid in three segments. The shore end, which is more heavily armored than the deep-sea section, is "paid out" between Clarenville, Newfoundland, and the edge of the American continental shelf,

### FACTS AND FIGURES

*The total length of the new cable is 1950 nautical (or 2250 statute) miles. Having an outer diameter of about 1 1/4 inches, it weighs 1 pound per foot. Laying the cable will take approximately 300 men a little less than two years.*

*Each repeater, of which 104 will be used, requires a full year to manufacture at a cost of \$70,000. Once installed, a repeater, which has a gain of 1,000,000, is expected to provide trouble-free amplification for 20 years. Should the cable be lifted and relaid (for repairs, etc.), it will cost \$250,000.*

*Over-all cost of the entire project is \$40,000,000. American Telephone and Telegraph Company will have one-half ownership interest. Of the remaining half, the British Post Office retains a 41% ownership, and the Canadian Overseas Telecommunication Corp., 9%.*

*The deep-sea cable is manufactured by The Simplex Wire and Cable Co. of Cambridge, Mass., and by Submarine Cables, Ltd. of Greenwich, England. Repeaters are being made by the Western Electric Co. in a Hillside, N. J., plant, utilizing tubes designed by the Bell Telephone Laboratories.*

a distance of about 200 miles. Of lighter design, the second segment will extend the cable to a point some 500 miles off Scotland. The third bridges the remaining distance to Oban, on the west coast of Scotland about 60 miles from Glasgow.

Core of the cable is a flexible copper tube about 5/8" in diameter containing a single concentric conductor surrounded by polyethylene. With the addition of protective coverings of jute and armoring wire, the over-all diameter of the cable reaches about 1 1/4".

The system originates with the Bell System's U. S. telephone network in Portland, Maine. From here, a microwave radio relay route takes over for the 575-mile




To insure that the repeaters are waterproof, technicians employ radioactive solutions and hunt for leaks with Geiger counters. Hundreds of tests were made on the repeaters since they cannot be easily replaced once the cable is at the bottom of the ocean.

stretch to Nova Scotia. From Sydney, Mines, N. S., a single cable carries the circuits through the waters of Fortune Bay and across Newfoundland to Clarenville. From Clarenville, the deep-sea cable takes over.

This system will assist radio circuits in handling voice communication traffic between Europe and North America. Although subject to minor disturbances, the cable will not completely lose communication like the radio circuits during ionospheric storms.


-30-

Protected with layers of armor, the cable was temporarily stored in this giant tank of the Simplex Wire and Cable plant, Newington, N. H. This portion of the cable is now aboard the "HMTS Monarch" for deep-sea laying.



## Kit Builds "Bubble" Lamp

AN INFLATABLE LAMP that hangs from the ceiling may be assembled from a kit distributed by *Carradan Associates*, 154 E. Erie St., Chicago 11, Ill. Made of translu-



cent "Krene" plastic, the lamp can be raised or lowered to any desired position.


The assembled lamp weighs less than two pounds. Ordinary lung power, or air from a bicycle pump, inflates the plastic shade until it is about 20 inches in diameter and about 10 inches deep. A suspension cord, tied to the wire fixture frame, loops over the small hook which is screwed into the ceiling and runs back down through the center hole. The lamp cord contains a small switch. Pulling on the suspension cord raises the lamp; pulling on the lamp cord lowers it.

The complete kit, containing the inflatable shade, bulb fixture, suspension and lamp cords, hook, and instructions, retails for \$14.95 at department stores and "contemporary shops."

-30-

## Mounting Post Aids Wiring

CALLED THE "TOTE-M-POLE," a small jig acts as a mounting support for such components as resistors, capacitors, and transistors at



their operating point. Critical leads of grid suppressor resistors, for example, can be reduced to pigtailed. Some users report as

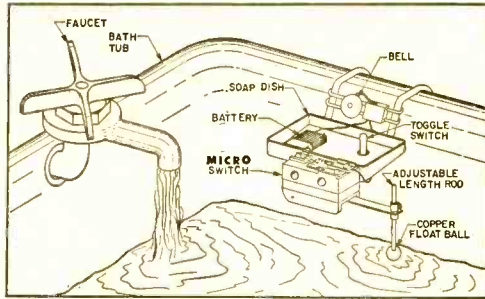
much as five feet of wire saved for each "Tote-m-pole" used in underchassis assemblies.

The "Tote-m-pole" is mounted with a single hole. It can be reused many times for model mock-up. For additional information, write to the manufacturer, *Sangamo Electric Co.*, Springfield, Ill.

-30-

## Device Signals Bath Is Ready

EVER WISH AN ALARM would sound before your bath water gets too high? A "Sunday inventor" has come up with an inexpensive, pint-size gadget that rings a bell when the water reaches the desired height in a bathtub. The device, still an experimental novelty, came to light in a contest held by



*Minneapolis-Honeywell's* Micro Switch division, and is not available on the market.

A small ball float is mounted on a rod adjustable in height. When the water gets too high, the float actuates a small switch and the switch sounds a bell. The whole gadget is attached to an old soap dish that hangs on the inside of the tub.

There's no electric-shock hazard either. The bell operates on a tiny battery, and has no connection with the house current.

-30-

## Britain's First Commercial TV

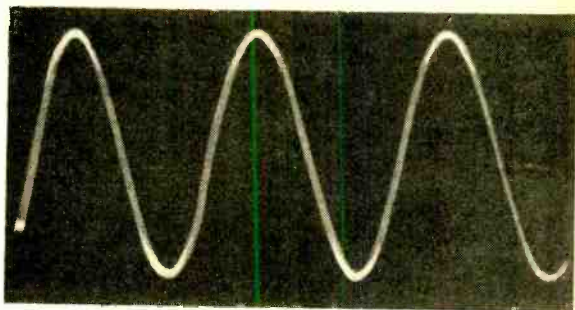
BRITAIN'S FIRST independent, commercial television station begins operation September 22. Serving the London area (in which there are about 10 million people), the station will sell advertising time—but not in the same way as U. S. stations.

A complete program will resemble the format of a magazine; it will include news and entertainment, with time available for advertisers. No advertiser, however, may sponsor an entire show. "Commercials," not to exceed six minutes an hour, may be inserted only at the beginning or end of a program.

Up to now, all television in Britain has been sponsored by the *British Broadcasting Corp.*, a government-financed, non-commercial organization.

-30-

# T Transistorized SINE-WAVE GENERATOR



By LOUIS E. GARNER, JR.

*How to build a pocket-sized test instrument which will accurately check operation of various audio devices*

GENERALLY speaking, electronic test equipment intended for service and experimental work should be reliable, compact and easy to operate. *Transistors* are ideally suited to the design of this type of test equipment.

One item of transistorized test equipment is the pocket-sized a.f. signal generator shown in Fig. 1. Such a generator can be a valuable test instrument in the hands of the experimenter or technician. With it, he can service and check the operation of p.a. systems, phonograph amplifiers, intercom systems, and the audio sections of auto sets, home radios, and portables.

Nor has performance been sacrificed in obtaining the small size shown. The instrument not only gives an almost perfect sine wave (an actual photograph of the output signal is shown above), but delivers a signal of sufficient amplitude for virtually all normal work.

## Circuit Description

The basic circuit consists of a single CK722 transistor used as an oscillator fol-

lowed by another transistor as a buffer amplifier. Use of a "buffer" stage minimizes the effect of external loads on the output frequency, amplitude or waveform. "Grounded-emitter" circuits are used in both stages to permit the use of a single battery in the power supply.


Audio operating frequency is determined by the sizes of  $CH1$ ,  $C1$  and  $C2$ . The ratio of  $C1$  to  $C2$  is chosen to permit matching the high collector-emitter impedance to the low base-emitter impedance. Hence,  $C2$  is approximately ten times larger than  $C1$ . The emitter is connected to the juncture of these two capacitors.

Resistors  $R2$  and  $R3$  serve to prevent shorting the "base" side of the tuned circuit through the low impedance of the power supply. These two resistors also form a voltage divider to provide a low-impedance output signal tap. The audio signal appearing across  $R3$  is applied to the base of the second CK722 through coupling capacitor  $C3$ .


Power for the entire circuit is supplied by a single 15-volt hearing-aid type battery,  $B1$ , controlled by s.p.s.t. switch  $S1$ . In order to save space, the power switch is mounted on the output control.

In the author's model, a d.p.s.t. switch, rather than a s.p.s.t. unit, is used so that the extra terminals may be employed as "tie points." The entire circuit has been assembled inside a small *Bud* Minibox, which serves both as "chassis" and "cabinet."

Choke  $CH1$  is a small output transformer salvaged from a "personal portable" receiver; only the primary (high-impedance)



Above-chassis and under-chassis views of the transistorized audio signal generator. This unit gives an almost perfect sine wave of sufficient amplitude for virtually all normal work. It may be used for nearly every application in which a conventional vacuum tube generator might be employed.



winding is used. Almost any small iron-core choke will operate in this circuit. The author has tried units from broadcast receivers and various replacement filter chokes or output transformers. In most cases, the only change in operation was in the output frequency. In a few rare cases, it was found necessary to change either the ratio of  $C1-C2$  or to adjust the size of  $R1$  in order to obtain a good quality sine wave.

If the transistors are to be soldered in place, special care must be exercised to avoid heat damage. The leads should be left at least 1" long and the soldering should be completed as quickly as possible. Use a hot and well-tinned iron.

### Adjustment and Operation

Once the wiring is completed, the instrument should be checked for operation by using an oscilloscope to observe the output signal. If no signal can be obtained, it probably means that the oscillator stage is not functioning properly.

In such a case, carefully recheck all wiring. Look out especially for "cold" soldered joints, defective parts, and actual wiring errors. If oscillation still cannot be obtained, try interchanging the "oscillator" and "buffer amplifier" transistors. In extreme cases, it may be necessary to change the ratio of  $C1-C2$ .

On the other hand, if a signal is obtained which is not a sine wave, try adjusting the value of  $R1$ . Again in extreme cases it may be necessary to vary the ratio of  $C1-C2$ .

As mentioned previously, the frequency of operation depends on the values of  $CH1$ ,  $C1$  and  $C2$ . For most test work, the exact frequency of operation is not too important so long as it falls within the middle audio range—from about 300 to about 3000 cps. In the author's model, the operating frequency was approximately 1250 cps.

Should the builder wish a lower frequency, the size of  $C1$  and  $C2$  may be increased, maintaining approximately the same ratio. For a higher frequency, reduce the values of  $C1$  and  $C2$ , again maintaining the proper ratio.

The transistorized audio signal generator may be used in almost every application where a conventional (vacuum tube) generator might be employed. A few typical applications are listed below. In each case, the techniques described may be applied equally well to p.a. amplifiers, intercom circuits, phonograph amplifiers, or the audio section of a broadcast or short-wave receiver.

**Signal Injection Tests:** Where an amplifier is "dead" or "very weak," the transistor audio signal generator is used to inject a signal at the input of each stage, starting with the output stages and working back, stage-by-stage, towards the pre-amplifier. The output signal may be heard in the loudspeaker, observed on an oscilloscope screen, or measured using an a.c. v.t.v.m. or output meter. The point at which the output signal first disappears indicates the defective stage. Routine voltage and resistance tests in that stage will generally permit the trouble to be isolated to a specific part.

A coupling capacitor may be easily

checked for an "open" using this technique. Simply "inject" the audio signal on each side of the capacitor and note the results obtained. If the signal disappears on the "input" side of the capacitor, a replacement is indicated.

**Gain Tests:** Where an amplifier is "weak" rather than "dead," the transistor audio signal generator may still be used to isolate the defect to a specific stage (or stages). The audio signal is applied to each stage of the amplifier, in order, and the output and input signals to the stage measured, using an oscilloscope or a.c. v.t.v.m. By comparing the two signal levels, the gain of the stage is immediately determined, and "weak" stages are effectively isolated.

**Distortion Tests:** Since the transistorized audio signal generator supplies a good quality sine wave, the instrument may be used for general distortion tests. The audio signal is applied to the suspected stage and the appearance of the output observed on the screen of an oscilloscope. If the positive half-cycle of the applied sine wave has been flattened, it generally indicates either insufficient bias, a weak tube, or low screen or plate voltages. If the negative half-cycle of the applied signal has been flattened, it generally indicates excessive bias.

-30-

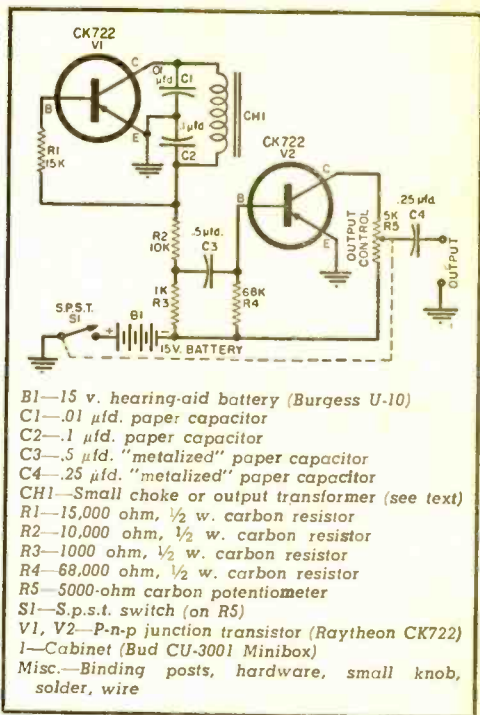
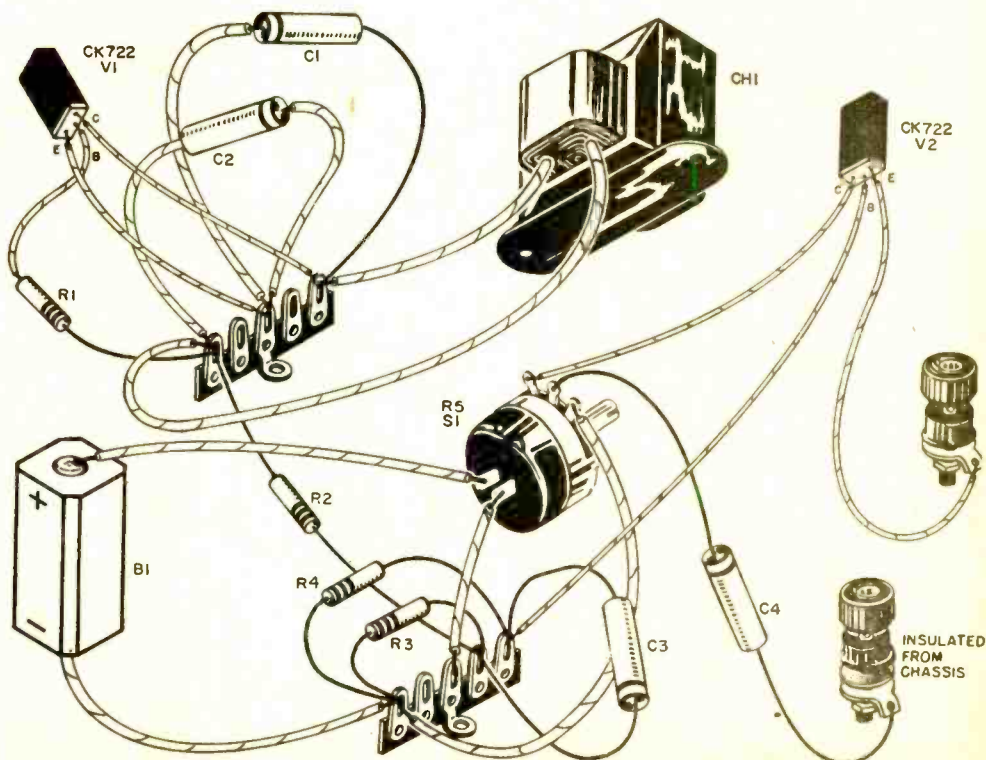



Fig. 1 (above) is a wiring schematic of the signal generator. A pictorial diagram showing the various components is given below.





# TRANSISTORIZED TELEPHONE PICKUP

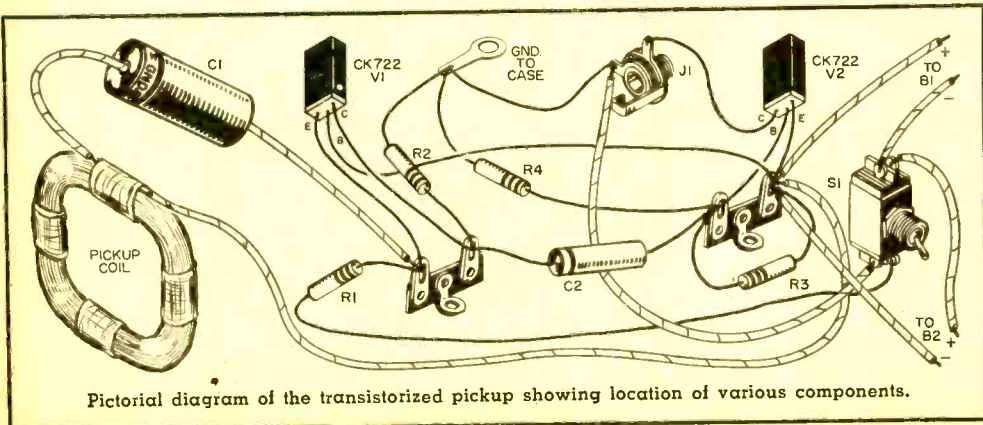
By GEORGE BERRY

**A**N "AUDIENCE" at one end of a telephone conversation is often desirable. However, telephone company rules forbid connecting external devices to their lines since such devices can impair line balance and ringer operation. The solution to this problem is to use an induction pickup.

The little gadget to be described here consists of a home-made pickup coil, taped



to the outside of the telephone wall box, plus a small transistor amplifier and a pair of headphones. Headphones enable a third person to hear both ends of the conversation.

The transistor circuit is conventional and requires no hard-to-get parts. The amplifier was built in a standard 2 1/4" x 2 1/4" x 4" "Flexi-Mount" aluminum box. As shown in



Pictorial diagram of the transistORIZED pickup showing location of various components.

←  
 Completed telephone pickup consists of a home-made pickup coil, small transistor amplifier and headphones. Pickup coil is taped to outside of a telephone wall box.



Side views of amplifier with cover removed. Layout is not critical, and shielding is unnecessary. The conventional transistor circuit requires no hard-to-get parts. This pickup can be duplicated by the constructor for about \$10.00. Experimenters may use the coil and amplifier for audio induction tests.

the photographs, the circuitry is mounted on a card of  $\frac{1}{16}$ " Bakelite with nine eyelet lugs riveted in for the tie points. Any handy type of construction will work. Layout is not critical and shielding is not necessary. The power supply consists of four "Penlite" batteries, wrapped with tape and placed in the right-hand corner of the case.

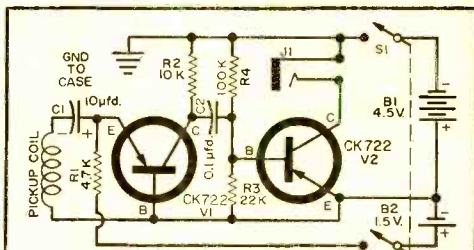
Solder the transistor leads only after all other connections have been soldered to their terminals. Leave the leads full length, hold them an inch back from the end, and solder quickly with a hot clean iron. If soldering is done properly, the fingers won't feel the heat. Excess heat will ruin transistors.

On desk-type phones without a wall box, signal pickup is not as good but still usable. A thin, flat, doughnut-shaped coil of about 360 turns of No. 30 "Formex" or similar wire—four inches in diameter—is better here, placed flat against the bottom of the phone base.

In place of the transistor amplifier, any audio amplifier having a mike input will work with these pickup coils. Use a 200-ohm line-to-grid transformer between coil and amplifier input. In fact, a high-impedance pickup coil can be made by removing the core from an old interstage audio transformer and connecting the secondary terminals of the winding directly

to the mike input. Shunt the coil with a 270,000-ohm resistor for better frequency response. The magnetic field that such coils pick up comes from a small transformer inside the phone box.

Monitors of this sort are fun as well as being useful; but don't abuse other peoples privacy, and don't record a conversation without permission, or without using equipment that puts the "beep" signal on the line as required by law.



- B1—Three "Penlite" cells (Type K) in series
- B2—One "Penlite" cell (Type K)
- C1—10  $\mu$ fd. electrolytic capacitor, 6-volt or any higher rating
- C2—0.1  $\mu$ fd. paper capacitor, 100-volt or any higher rating
- J1—Phone jack, open-circuit type
- R1—4700 ohm,  $\frac{1}{2}$ -watt resistor
- R2—10,000 ohm,  $\frac{1}{2}$ -watt resistor
- R3—22,000 ohm,  $\frac{1}{2}$ -watt resistor
- R4—100,000 ohm,  $\frac{1}{2}$ -watt resistor
- S1—D.p.s.t. toggle switch
- V1, V2—Type CK722 transistor
- 1—Pickup coil, 650 turns No. 30 enamel wire bunch-wound on  $1\frac{1}{2}$ " dia. form
- 1—Pair of magnetic headphones, high-impedance type (2000 to 8000 ohms)

Wiring schematic of unit with parts list.

Readers who do not care to wind their own coils may find it worthwhile to experiment with the "telephone pickup coil" (Catalog No. 99S478) advertised by the Allied Radio Corp. This coil would appear to be a manufactured duplicate of the unit described in the text. It is currently sold for about \$4.00.

# The "Radio Add-On" Unit

By HOMER L. DAVIDSON

*A simple, easy-to-build radio attachment for your TV set*

**A**TTACH this little gadget to your TV set and make your wife or mother happy. It will enable her to listen to a favorite radio program or news broadcast while she is ironing, cleaning, or just getting the meals ready for the table. The "Radio Add-On" can be especially valuable to those families who threw away the console broadcast receiver when they initially purchased a TV, or who have let the small radio gradually deteriorate until it is now not worth fixing.


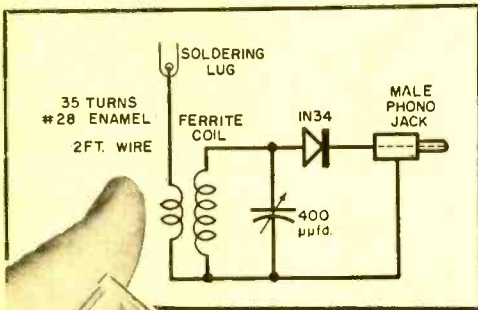
The "Radio Add-On" consists simply of a fixed crystal detector, antenna coil, vari-

able capacitor, and a male phono plug. Use a commercial adjustable antenna coil similar to the Miller Type 6300. Wind a layer of Scotch cellophane tape around the coil, and over this wind about 35 turns of No. 28 enamel wire. Then place another layer of tape over this winding so that it will not unravel. One of the new coil wires goes to the bottom of the ferrite antenna coil and the other should be soldered to a long lead which serves as the antenna. This lead can sometimes be fastened to the antenna lead on the TV set for additional signal strength.

The author built his "Add-On" units in small plastic cases. The 400- $\mu$ fd. padding capacitor was soldered across the ferrite coil. Holes were drilled in the side and end of the plastic box for the tuning slug of the coil and the outside connection to the phono plug. Another small hole permits the "antenna" lead wire to exit from the case.

Tuning the "Add-On" is simplicity in itself. Obviously the unit will only bring in one broadcast station after it has been preset. Thus, the constructor should select the desired station using both tuning adjustments, the slug of the ferrite coil, and the 400- $\mu$ fd. padding capacitor. Any station in the standard broadcast band can be tuned in using these two controls. Once the "Add-On" has been preset, flipping the switch on the front of the TV receiver from "TV" to "Phono" will immediately bring in the station.

-30-



Schematic diagram (top) and photographic view showing assembly of the gadget (left) which is plugged into a TV set (below).

CAUTION: PROTECTION AGAINST ELECTRICAL SHOCK IS PROVIDED BY AN OVERCURRENT DEVICE WHICH OPENS THE POWER SUPPLY CIRCUIT WHEN THIS DEVICE IS REQUIRED. DO NOT DEFUSE THE PROTECTIVE DEVICE. INTERLOCK SYSTEM COMPLETELY FOR SAFETY.

SERIALS  
A 3020



# Dimming Fluorescent Lamps



The "dimming" potentiometer and starter switch are mounted in a box to provide remote control.

By H. J. CARTER

## Filament transformers control brilliance of fluorescent tubes

**T**HE IDEA of dimming is not usually associated with fluorescent lighting, yet there are many applications for dimmed fluorescent light. Background lighting for portrait photography, room decoration, and display lighting with mixed color lamps are typical examples. A fluorescent lamp in the living room should be dimmed when watching TV.

To dim a large number of lamps to extinction without perceptible steps in intensity, it is necessary to use a commercial circuit with a saturable reactor or thyatron control. When the number of lamps to be controlled is less than ten, use one of the inexpensive circuits described in this article; they will vary the light intensity from maximum down to 10% of maximum.

Commercial fluorescent lamp units use either a manual starter switch or a glow starter, and a special transformer or ballast coil. The dimmer circuits do not use these components; to convert a lamp fixture for dimming, use the manual switch and ballast in one of the circuit variations to be described later.


### Circuit Operation

Fluorescent lamps are similar to neon bulbs in their characteristics; both fire at a voltage considerably higher than their sustaining voltage; and both are voltage regulators, i.e., the the sustaining voltage is nearly constant for a wide variation in current. Because of its size, a fluorescent lamp would seem to require a very much larger firing voltage than a neon bulb except that a filament is provided at each end of the lamp.

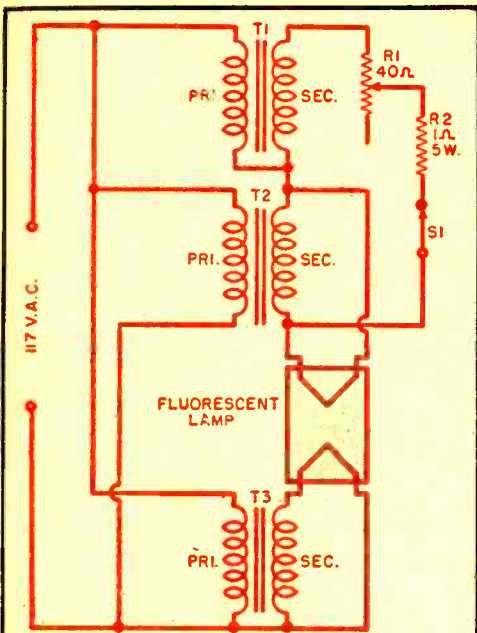
In normal lamp operation, the filaments are heated by applying about ten volts from a transformer built into the ballast coil. When the lamp conducts, gas ions bombard the filaments to maintain their temperature; the starter automatically disconnects the transformer power.

A dimmed fluorescent lamp operates with reduced current flow. If the current is too small, the filament temperature will drop to the point where the applied voltage is insufficient to sustain the arc, causing the lamp to extinguish. The lamp also has a tendency to flicker as this point is approached. To avoid these effects, the dimmer circuits provide a continuous flow of filament current to help maintain filament temperature. Filament voltage is not critical.

In the basic dimmer circuit of Fig. 1, transformers *T2* and *T3* supply filament

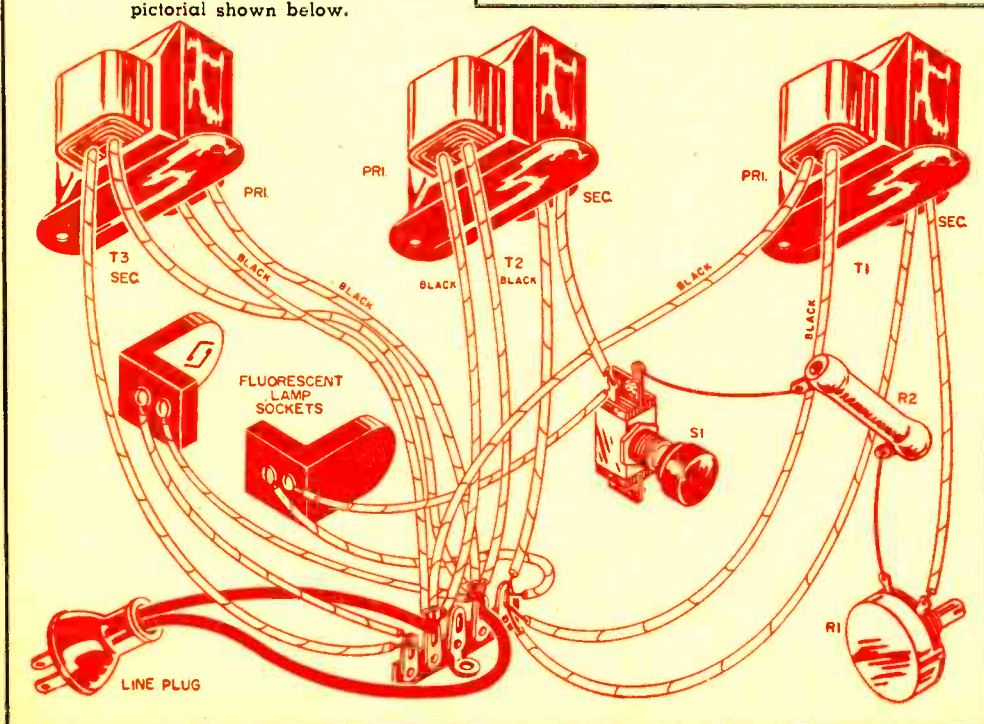


Under-chassis view of the remote control unit.



- R1—40 ohm, 4 watt potentiometer similar to Mal-lory M40RK  
 R2—1 ohm, 5 watt resistor  
 S1—Momentary switch, s.p.s.t. similar to H&H #3392, normally closed  
 T1, T2, T3—Filament transformer, 6.3 volts at 1.5 amp. secondaries, similar to Triad F14-X

Fig. 1. Wiring schematic of basic circuit with pictorial shown below.



power continuously at about half normal voltage. Power from  $T2$  also energizes the secondary of transformer  $T1$  under control of the potentiometer  $R1$ .

The primary of  $T1$ , the ballast, is connected so that the voltage induced by the  $T2$  secondary is added to the line voltage. This added voltage is regulated by varying the resistance of  $R1$ ; at maximum resistance, the induced voltage is a minimum, while at minimum resistance set by the fixed current limiting resistor  $R2$ , the induced voltage is maximum.

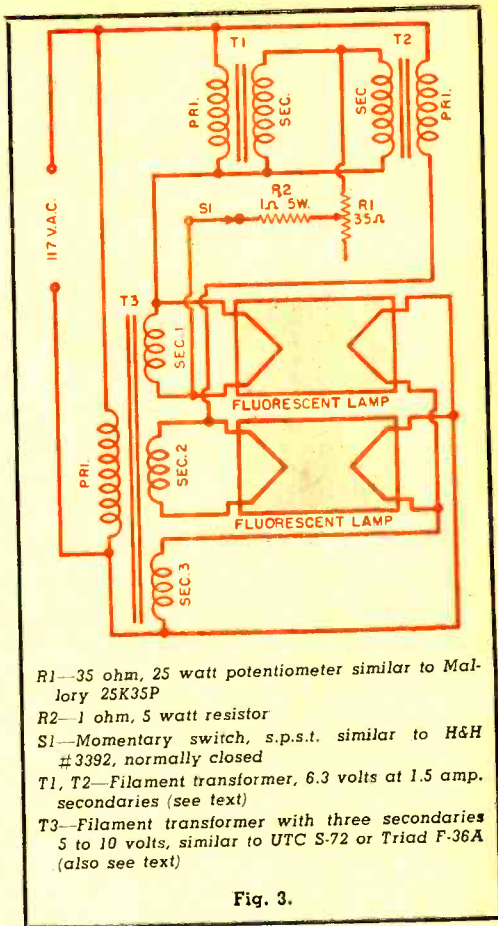
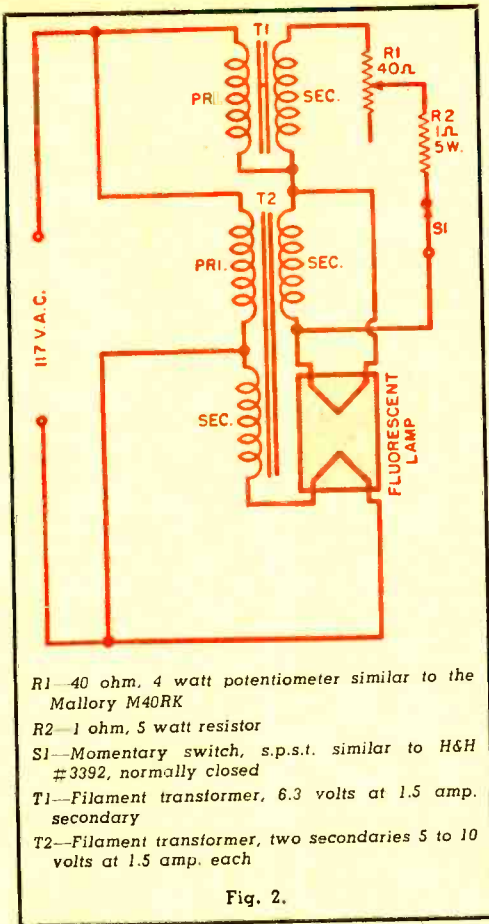
Potentiometer resistance is also reflected into the primary as a much higher resistance, so the ballast coil (primary) appears to have a variable reactance as  $R1$  is varied. The combined effect of voltage and reactance change is to vary the lamp current, thus varying the light intensity.

A normally closed switch,  $S1$ , is used for starting. Momentarily opening  $S1$  will produce a surge of about 700 volts across the primary of  $T1$ , enough to initiate the arc current.

### Circuit Modifications

The dimmer circuit of Fig. 2 is the same basic circuit of Fig. 1 except that  $T2$  and  $T3$  are combined into one transformer. Choice of circuit depends upon the cost and availability of the transformers.

Multiple secondary transformer  $T3$ , used in the circuit of Fig. 3, could be replaced



with two or three separate transformers if they happened to be available, using the connections of Fig. 1. Do not combine the ballast transformers *T1* and *T2*, however, because each lamp must be controlled from a separate source. No two lamps are identical in their firing voltages, so if two were connected directly in parallel one would conduct first and lower the voltage available to the other to prevent it from ever firing. *Secondaries 1* and *2* of *T3* must be connected to separate lamps.

Instead of using *secondary 3*, it is possible to employ a separate transformer. If a commercial lamp were to be converted for dimming, the filament connections on the ballast that comes with the lamp could supply power to the two filaments shown connected to the third secondary of *T3*. Consult the diagram pasted to the lamp ballast before connecting the lamps.


If the lamp to be converted had manual switches for starting and stopping, one could be used in place of the switch *S1*; usually the black button is normally closed, so the red button is not used.

Mount the potentiometer and starter switch in a box for remote control. A 3" x 4" x 6" aluminum box was used here, but if the experimenter builds any of the other circuits with alternate transformer combinations, he should measure the components to be sure they will fit the box.

All three transformers shown are rated at 15 amp., 6.3 volts on the secondary, sufficient to power up to one 40-watt lamp or its equivalent. In the circuit of Fig. 3, the ratings should be the same for *T1*, *T2*, and *secondaries 1* and *2* of *T3*, but the third secondary of *T3* should have at least a 2.5-amp. rating. Voltage ratings of the secondaries of *T3* can be anywhere from 5 to 10 volts. Voltage ratings for the secondaries of *T1* and *T2* should be the same as the secondary of *T3* to which they are connected, in order that each lamp will dim to the same intensity.


In all the circuits, the connections to the ballast transformer must be properly phased. If the lamp flickers and goes out when the rheostat is varied, reverse the primary connections.

By MARVIN LUBIN and  
WALLACE SAMUELSON



Over-all view of the complete light-operated relay. The focusing lens can be seen at the left end of the chassis, and the sensitivity control at the left end of the front chassis flange.

# Light-Operated Relay Using a CdS Photocell



Under-chassis view of unit.

POPULAR ELECTRONICS

## Sensitivity of this unit, which employs a thyatron triggered by a CdS photocell, can be adjusted over a very wide range

CADMIUM sulfide photocells have won wide acceptance in the relatively short time since they were introduced. Their high sensitivity and ruggedness make them ideal for many applications requiring a light-sensitive device. However, manufacturers are not resting on their laurels, but are continually striving to improve these cells.

The most recent advance is the development of a low-impedance cell which will provide a current of 8 to 10 milliamperes under illumination compared with 1 to 2 ma. from previous units. This new cell has a dark resistance on the order of a few megohms, compared with thousands of megohms for previous units, but in the large majority of applications this reduced dark resistance is of no consequence, while the increased current under illumination permits direct operation of cheaper, more rugged relays.

Cadmium sulfide crystals are grown from CdS powder in special furnaces. They are then mounted on electrodes and sealed in glass tubes or are potted in transparent plastic. Their resistance decreases in proportion to the applied illumination up to between 1 and 10 foot-candles. At higher light levels, the resistance continues to fall, but no longer in direct proportion to the illumination.

Presently available cells will operate up to a maximum of 400 volts with a maximum rated dissipation of 150 milliwatts. Change of resistance with temperature for a fixed illumination is about 2:1 in the range from  $-50^{\circ}\text{C}$  to  $+70^{\circ}\text{C}$ .

One limiting factor of photoconductive materials is their response time. As a result of painstaking work with CdS crystals, the response time has been improved to the point that, for relay applications, switching times on the order of 1 millisecond can be obtained.

Last month a very simple light-operated relay was described in which the current through the photocell was used to operate a relay directly, without any amplification. In many applications, the available light is inadequate for such operation, or perhaps a more rugged relay is desirable. In such instances, a simple thyatron "trigger" tube can be employed to improve the

sensitivity tremendously. The schematic diagram of such a unit is given in Fig. 1.

The control tube,  $V1$ , is a grid-controlled thyatron type 2D21, capable of passing up to 50 ma. of current. No rectifier is required since this tube is operated with a.c. on its plate and is self-rectifying. Pulsating d.c. flows through the relay coil, and is smoothed out to a certain extent by capacitor  $C1$ . This minimizes hum and vibration in the relay.

Sensitivity is controlled by the 1000-ohm potentiometer,  $R2$ , which serves to establish the cathode potential of the 2D21 thyatron. The potential on the control grid is determined by the current flowing through the photocell and resistor  $R1$ . This current increases as the result of illumination, increasing the grid potential and causing the tube to fire (conduct).

For a step-by-step analysis of this operation, assume momentarily that the right-hand side of the a.c. line is positive. The cathode of the 2D21 will then be at a slightly positive potential with respect to the other side of the line. With the photocell dark, no current will flow through  $R1$ , and the grid will be approximately at the same potential as the other side of the line. Thus, the grid will be negative with respect to the cathode, and the tube will not fire.

Under illumination, current through  $R1$  increases, making the grid more positive. When the grid becomes sufficiently positive, the thyatron will fire, closing the relay. It is not necessary to analyze operation during the other half of the a.c. cycle, as the plate of the thyatron will be negative with respect to the cathode, and no current will flow through the tube regardless of the grid potential.

Construction of the light-operated relay shown in Fig. 1 is similar to that described in the August issue. Reference to the photographs and pictorial diagram will make the construction clear. A small filament transformer  $T1$  provides power for the 2D21 heater. Any convenient chassis is satisfactory—a commercial 4" x 6" x 2" unit is ideal. Light is concentrated on the photocell by means of a small lens mounted at the large end of a rubber attachment plug cap from which the prongs

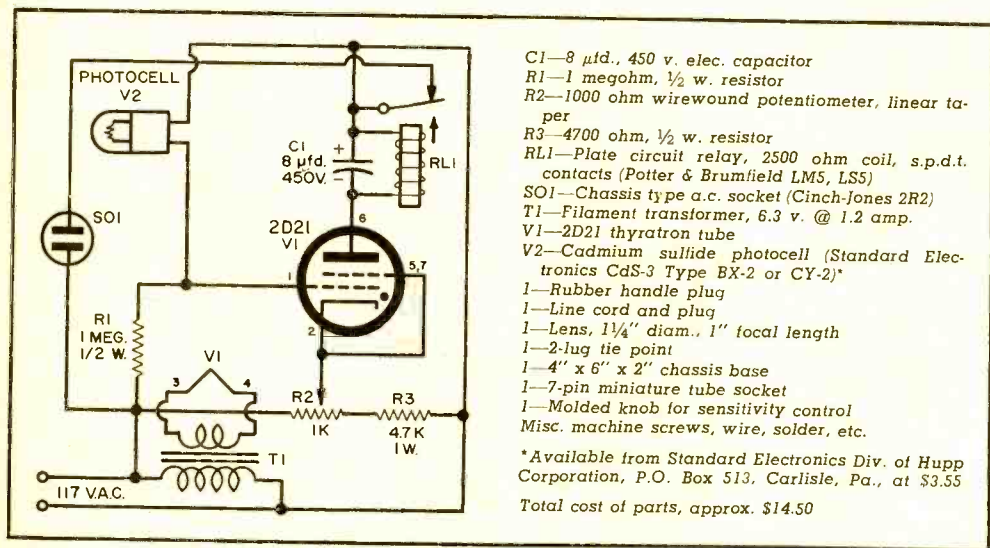
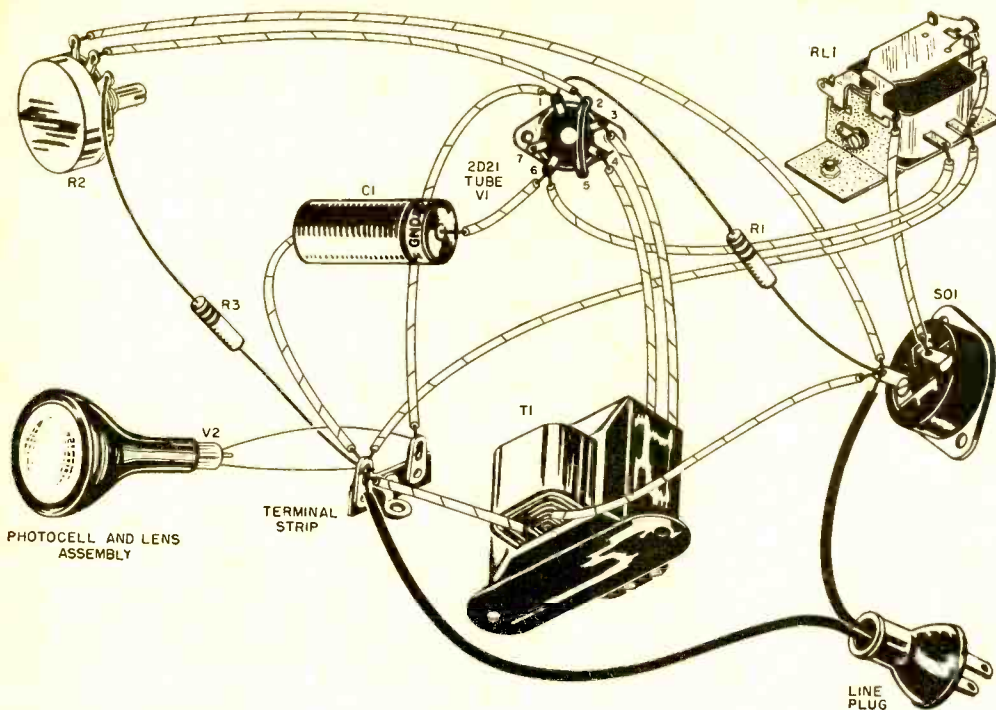


Fig. 1. Schematic diagram and parts list for relay. Pictorial diagram is at top of page.

have been removed. Tape is wrapped around the photocell so that it fits snugly in the other end of the cap.


After the unit is completely wired and carefully checked, it should be plugged into the 117-volt a.c. line and allowed to warm up for a minute or so. The sensitivity control can then be set so that the relay will operate with the available amount of light.

A s.p.d.t. relay is employed, so that the external circuit can be either opened

or closed as a result of light striking the photocell. In Fig. 1, the connections are such that the external circuit is normally closed, and will be opened whenever light of sufficient intensity strikes the cell. Such an arrangement can be used for turning on lights as darkness approaches, and then turning them off when daylight returns.

This device can easily be assembled in one or two evenings, and should provide endless hours of enjoyment.

Flash lamp (left), control unit (right), and electric fan for checking operation of strobe.



# Stroboscope

FOR THE ELECTRONIC WORKSHOP

A CALIBRATED STROBOSCOPE is one of those extra devices one finds in a well-equipped shop for which new uses are constantly arising. Whenever it is necessary to measure the speed of an electric fan, a circular saw, a grindstone, or other rotary machines in the shop, the "strobe" steps into the role of a safe and accurate tachometer; when bends and strains in vibrating machinery are to be pin-pointed, the stroboscope "freezes" the motion, permitting visual inspection of the high-speed machine and easy location of the fault; when a loudspeaker rattles and groans, viewing it under the slow-motion illumination provided by the adjustable strobe light makes the loose or worn portion stand out clearly.

The stroboscope is an essentially simple device. A special lamp—in this case, a neon-filled 1D21/SN-4 (or 631-P1) strobotron tube—having a flash duration of less than 5 microseconds is caused to emit short bursts of light at accurately timed

By HARVEY POLLACK

*This device is a valuable tool  
for freezing rapidly vibrating  
or rotating objects for close  
study, and for checking rpm  
and vibrational frequencies*

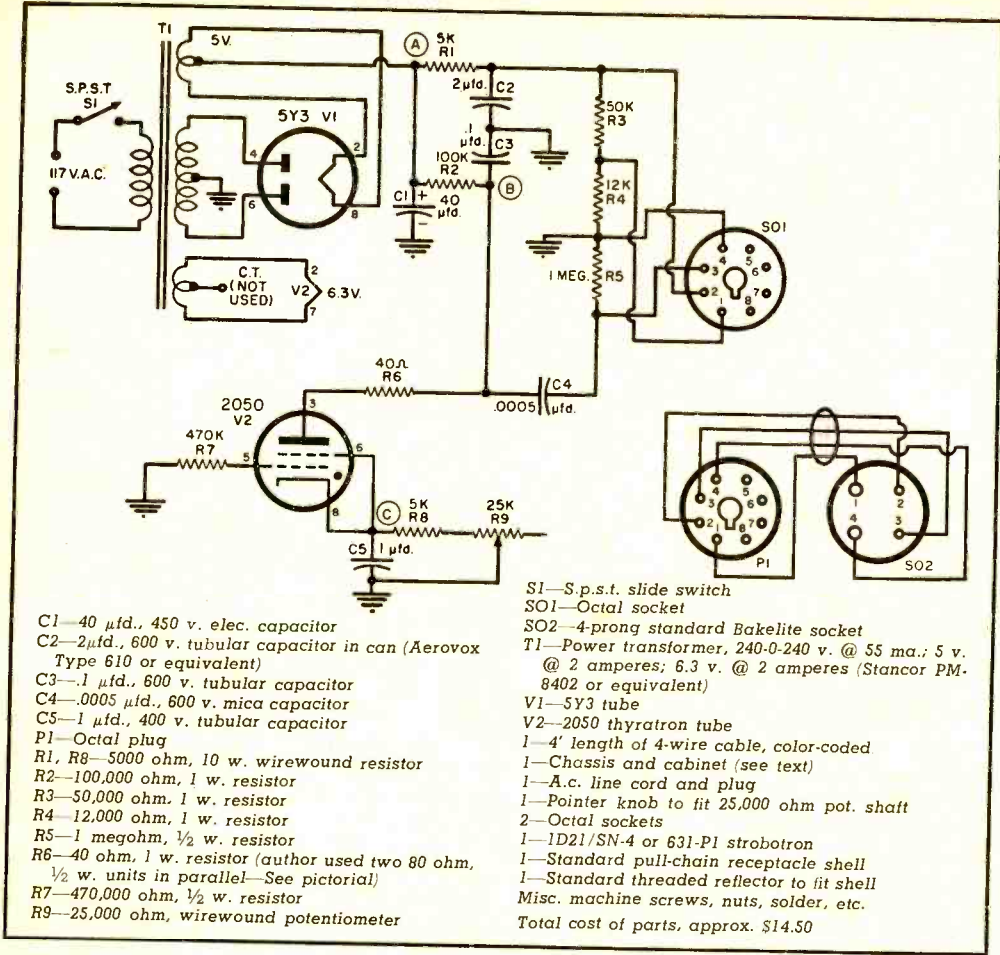


Fig. 1. Schematic diagram and parts list for the versatile electronic stroboscope.

intervals. When the flash repetition rate is correctly adjusted, any rotary or vibratory motion may be apparently stopped so that the device appears stationary. By varying the speed of the flashing light, the motion may be seen proceeding slowly in a forward or reverse direction at will.

For example, suppose that an electric fan is rotating at 1800 rpm or 30 revolutions per second. At this speed, one complete revolution occurs in  $\frac{1}{30}$  of a second. If the blades are viewed under a light which flashes briefly every  $\frac{1}{30}$  of a second, they will be seen at exactly the same position at the peak of each flash. Since the remainder of the revolution takes place in darkness, the blades will appear to stand still. As previously mentioned, if the synchronization between the moving object and the flash rate is permitted to be somewhat imperfect, the former will appear to move very slowly and may be examined for faults, undesirable vibration, and origin of unusual noise. "Freezing" of motion also

takes place when the blades turn through two complete revolutions between flashes (15 flashes per second for this example), three revolutions between flashes (10 flashes per second), and so on. As the strobe speed is reduced, however, flicker becomes annoying, so that the speed is usually adjusted for a 1:1 ratio.

The repetition rate of the stroboscope to be described in this article is continuously variable over a range which is more than adequate for home workshop applications. A 2050 thyatron tube is set up as a variable frequency relaxation oscillator which pulses the strobotron at a speed determined by the setting of a single knob, the "timing control."

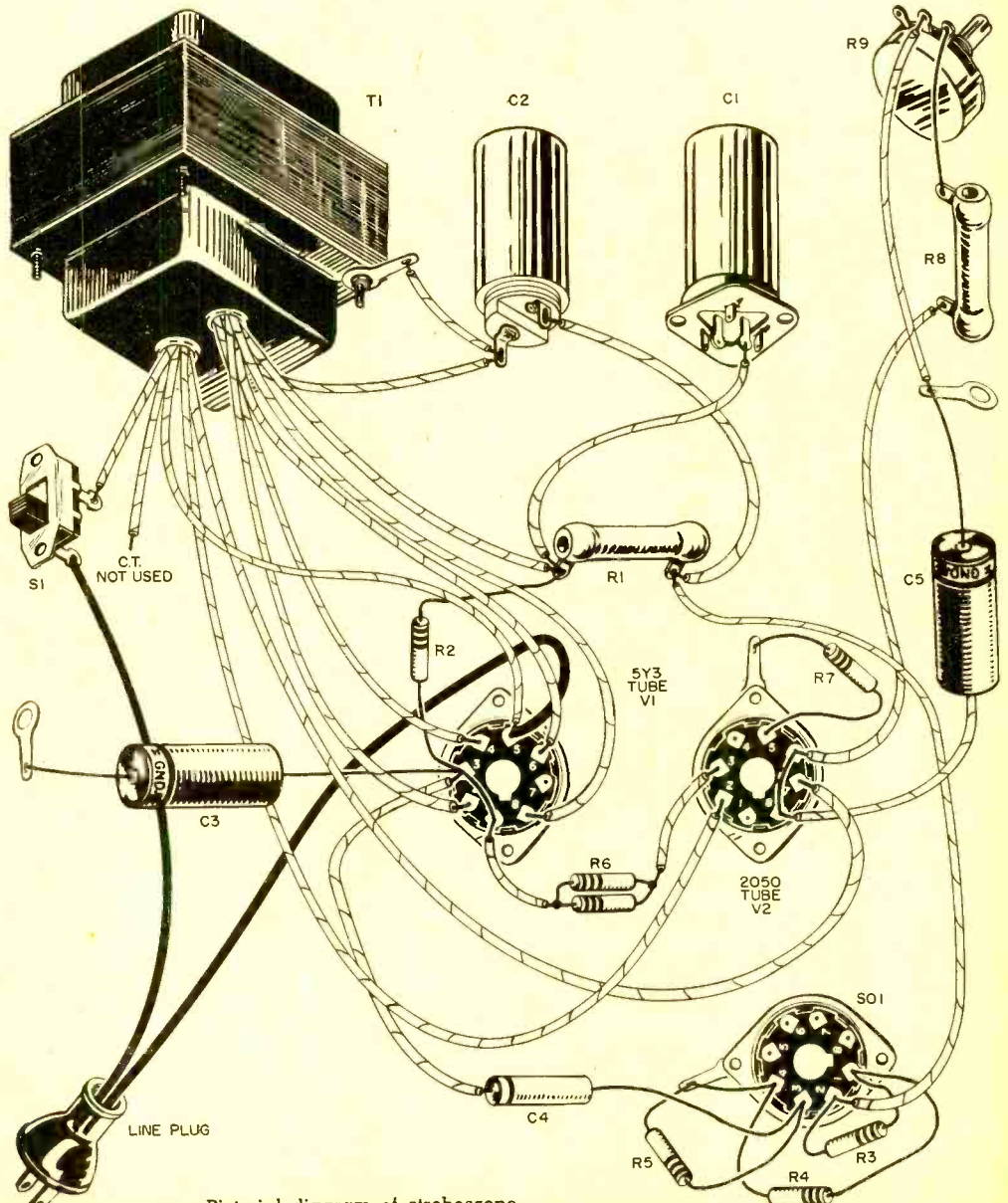
### Construction

A discarded case and chassis originally belonging to a radio babytender were used in the author's instrument. Better, more commercial appearance can be achieved by designing the unit to fit into one of the




handsome utility cabinets now available at most electronic distributors. (As a suggestion, either the *Bud Manufacturing Co.* C-973 case with matching chassis or the *Insuline Co.* Model 3801 would do the job admirably.) The component parts may be laid out in any fashion that suits the builder because the wire lengths and routing are not critical in any way. Chassis grounds are used throughout to facilitate the wiring; so in buying the tube sockets, try to get the types that have four grounding lugs arranged about the retaining ring.

To add to the convenience of the device during use, the strobtron and its reflector were mounted at the end of a 4', 4-wire cable. This allows the operator to move the light source around freely while the activating equipment "stays put" on the bench. The reflector end was fabricated by fitting a standard 4-prong Bakelite tube socket as required by the pins of the strobtron into the brass shell of an ordinary 120-volt a.c. electrical receptacle. Such receptacles have standard photographic reflector threading at their ends, as shown



Pictorial diagram of stroboscope.



Detail of the brass socket with a 4-prong socket installed for the 1D21 strobtron tube.

Measure		Resistance Expected (approx.)
From	To	
A	chassis	over 65,000 ohms
B	chassis	over 165,000 ohms
C	chassis	over 10,000 ohms with wiper of R9 set at about half scale
strobe pin 2	strobe pin 3	over 1 megohm

Table 1. Resistance measurements in circuit.

Table 2. Data for calibrating stroboscope.

Stoppage Number	Frequency of Flash	
	(cps)	(rpm)
1	60	3600
2	40	2400
3	30	1800
4	24	1440
5	20	1200
6	(do not calibrate)	
7	15	900
8	(do not calibrate)	
9	12	720
10	(do not calibrate)	
11	10	600

in photograph above. At the opposite end of the 4-wire cable is an octal plug which matches the socket at the side of the chassis. The "on-off" switch and the exit hole for the 120-volt line cord are both at the rear of the cabinet.

Wire the stroboscope like any other electronic device: mount the heavy parts first, then the light ones; wire the heater circuits for both the rectifier and the thyatron, and tuck these leads out of the way; then complete the chassis wiring and make up the cable. After the wiring has been completed, and before power is applied, the builder must test for short circuits and in-

correct connections by means of an ohmmeter, as shown in Table 1. This will avoid damaging the transformer and other power components.

When it has been determined that the minimum resistances shown are present, power may be applied. The strobtron will probably begin to flash at a slow speed but as the thyatron warms up and assumes control, the flash rate should stabilize. Then, adjustment of the timing control will vary the repetition rate between five or six flashes per second to well over 65 per second.

### Calibration Procedure

The easiest way to calibrate the stroboscope involves the use of a 10-cent cardboard stroboscope disc—many radio distributors give these away free-of-charge—and a phonograph turntable. Set the disc on the turntable under a 60-cps light source such as an incandescent lamp operated on standard a.c. or preferably under a fluorescent light. Find the ring labeled "78 rpm" on the disc. Then start the turntable and watch the 78-rpm ring; if the black and white areas remain stationary, everything is ready for calibration. If they move slowly, adjust the speed of the turntable (if there is a speed control) or load enough records on it under the strobe disc to get the speed just right. Remove the light.

Start the stroboscope light and let it warm up for a few minutes. Rotate the timing knob fully clockwise, then back it off while directing the neon light on the strobe disc until the 78-rpm ring becomes stationary. Mark the scale either 60 cps or 3600 rpm at this point, whichever is preferred. Now, going counterclockwise very, very slowly, a point will again be reached where the 78-rpm ring stands still; the frequency of flash is now 40 cps or 2400 rpm. Calling each of the points where the 78 rpm becomes static a "stoppage," Table 2 may be followed to calibrate the entire scale.

When using the calibrated scale for

tachometer purposes, always find the *high-est* flash rate at which perfect "freezing" of the moving object is obtained. This is the correct value of the number of revolutions or vibrations per second (or minute) according to the scale.


The strobotron is a cold-cathode gas-filled tube which fires only if its anode (pin No. 2, Fig. 1) is highly positive and if its control grid (pin No. 3) is made about 100 volts more negative than its screen grid (pin No. 1). The tube deionizes only if its anode potential is made to dip below about 60 volts.

When the equipment is turned on, the thyatron cathode soon heats sufficiently to emit electrons, and the tube ionizes and starts to conduct. Two things happen almost instantaneously: (1) due to the cathode current of the thyatron, capacitor *C5*


charges positively at point C with respect to ground, its potential being equal to the voltage drop across *R8* and that part of *R9* in the circuit—thus establishing sufficient bias to tend to cut off the plate current; (2) the anode voltage of the thyatron drops practically to zero as its plate current discharges capacitor *C3* almost instantaneously. The presence of the bias and the simultaneous loss of anode voltage deionizes the thyatron. *C5* then begins to discharge through *R8* and *R9* at a rate determined by the setting of *R9*, continuing to do so until the bias is sufficiently reduced to permit the thyatron to fire again. (During this discharge time, *C3*

*(Continued on page 109)*

Top view of chassis, showing location of the major components. Stroboscope cable plugs into SO1.



Under-chassis view of the complete unit, with the various component parts identified. For proper orientation, compare location of SO1 with the location of this same socket in top view of chassis.



# CARL & JERRY

By

JOHN T. FRYE

*Smart technicians take every precaution*

*against electrical shock; Jerry finds out the hard way*

AUGUST had been a pretty hot month and now September was starting out the same way. Even down in Jerry Bishop's basement laboratory it was warm, and the youth puttering at his workbench was barefooted and wearing only a shirt and shorts. His pal, Carl Anderson, was seated on the bench swinging his long legs idly back and forth as he watched his chubby friend working on a radio receiver.

"The shielded loop antenna fastened to the back of this set is really directional," Jerry remarked, as he picked up the chassis and stepped away from the bench so that he could turn the playing receiver about. "Wups!" he said, as the tangle-shortened line cord pulled from the wall socket. He set the receiver down on the bench, untangled the cord, replaced the plug in the wall socket, picked up the set, and once more stepped away from the bench.

Suddenly his body gave a convulsive jerk and then became rigid. A low moan



forced its way between his clenched teeth. The cords in his neck and in his quivering wrists stood out tautly beneath the skin. His staring eyes looked agonizingly at his friend and then shifted imploringly over

to the receiver a.c. plug in the wall socket.

Carl, whose widening eyes had been staring through his horn-rimmed glasses at the strange behavior of his companion, finally realized what was wrong; and in a single motion he leaped from the bench and tore the receiver line cord from the wall socket. In that same instant, Jerry dropped the chassis to the concrete floor with a resounding crash, tottered backward and collapsed on the leather-covered couch along the wall.

"Hey, Jer, are you all right?" Carl asked anxiously, as he bent over his friend. "What was wrong? Were you getting a shock from that set? Want me to get your folks or call a doctor? Hey, why don't you answer me?"

"Gimme a chance!" Jerry gasped, as he panted for breath through a wide-open mouth. "I'll be all right, I think, but that was mighty close."

For a few minutes he continued to gasp for breath, but gradually he began to breathe more easily and color started to return to his dead-white face. Carl, who had been watching him narrowly all the while, relaxed a little and returned to the chaffing way of talking that normally prevailed between the two fast friends.

"Heck!" he drawled, "I was hoping I might get a chance to use that new method of artificial respiration I've been practicing down at CD headquarters. Maybe," he said hopefully, "I ought to give you a little of it anyway. It won't hurt. I just sort of play you gently like an accordion."

"Keep your greasy paws off me!" Jerry warned, as he struggled to a sitting position and ruefully examined the seared white welts burned across the inside of his fingers where they had been in contact with the edges of the charged chassis. "Man, do those fingers feel hot! They must have a real fever in them. There's a nasty odor of burned flesh about 'em, too," he remarked, wrinkling his nose in distaste.

"Just wait a couple of hours until they begin to get sore," Carl encouraged.

"Well," Jerry said as he stood up rather shakily, "let's see if we can find out where I goofed. This whole thing was a shocking surprise to me, if you will allow a poor sick man a pun. I thought I was taking every precaution."

Carl set the receiver back on the bench, and the boys looked it over. Fortunately, it had landed on a corner that had doubled under and absorbed most of the shock. When a couple of tubes that had been jarred from their sockets were replaced, and the set was gingerly plugged in, it played normally.

"Pull the plug and let's see if we can reconstruct the accident," Jerry suggested. "Until we find out what went wrong, I'll be afraid to touch another electrical device of any kind. In some way the 117-volt line current must be reaching the chassis; although, in a transformer set like this, it shouldn't. Some a.c.-d.c. receivers have one side of the line connected directly to the chassis; but this is never done with transformer sets. Hm-m-m," he broke off as he reached for the ohmmeter probes, "I'll bet that's it."

"What's it?" Carl demanded. "Stop trying to sound like a pill-pusher with those knowing 'hm-m-m's' of yours."

"Each side of the line is bypassed to the chassis through a .05- $\mu$ fd. capacitor," Jerry explained. "I'm thinking that one of them may be short-circuited."

Sure enough, as the probes were touched to the leads of one of the capacitors, the meter pointer indicated zero resistance. "That explains everything," Jerry said contentedly, as he tossed the probes back on the bench.

"To you, maybe; but not to me," Carl denied. "Only *one* side of the line was shorted to the chassis that both of your hands were holding. I thought you had to have a complete circuit path before electrical current would flow. Just touching one wire doesn't complete a circuit. You can't fool me. I've seen a bird roosting on a high-tension wire carrying thousands of volts."

"You're forgetting something. One side of the line coming into the house is grounded right out at the transformer. This is true of all two-wire services. For that matter, one wire of a three-wire service is grounded, too. The current was going from the ungrounded or 'hot' wire through the shorted capacitor to the chassis, then through my body and bare feet in contact with the damp cement floor, and finally back through the earth to the pole transformer out in the alley."

"You mean all you need to get a strong current flow is one wire and a good ground?"

"Sure; I'll show you." As he said this, Jerry picked up a short extension cord with a light bulb in its socket and removed the plug from the end of the twisted leads. Separating these leads, he connected a battery clamp to the end of each one. Then one clamp was clipped to the brass valve handle of a water faucet at one side of the basement, and the other was fastened to the end of a test lead. Jerry thrust the probe end of the test lead into one of the openings in the wall receptacle. Nothing happened. "That's the grounded side," Jerry remarked as he removed the test prod and thrust it into the other side of



the receptacle. Instantly, the lamp in the socket glowed with normal brilliance.

"Convinced?" Jerry asked.

"Of that part," Carl admitted cautiously, "but there're still some things I don't understand. Why didn't you get a shock as soon as you touched the chassis?"

"I was standing on this long strip of rubber carpet I put in front of the bench just to avoid having contact with the earth while handling electrical equipment; but you'll recall that I stepped backward off the rubber mat just before the jolt hit me."


"But you were off the mat the first time before the plug pulled out. Why didn't you get a shock then?"

"Because the plug happened to be in the socket in such a manner that the side of the line shorted to the chassis through the capacitor was the grounded side. When I straightened out the cord and replaced the plug, I must have reversed the position of the plug prongs so that the hot side of the line was the one shorted to the chassis. Then all that protected me from shock was the rubber mat, and when I stepped off that—"

"You began to shake, rattle, and roll," Carl finished.

"You can say that again. I felt just as though my whole body was clamped in a

(Continued on page 123)



# THE TRANSMITTING TOWER

Herb S. Brier, W9EGQ

IT USED TO BE that every successful applicant for an amateur radio license had to pass a 13 word-per-minute code test. On the average, it takes at least 100 hours of practice to be sure of passing such a test. Today, the availability of the Novice Class license, with its five word-per-minute code test, has eased the situation considerably.

Most of the time expended in learning the code is required to increase one's ability to copy about eight words a minute. Fifteen to thirty minutes of practice a day for a few weeks will bring your speed up to this level, which will enable you to pass the Novice code test easily. Then, you can

get most of the time-consuming practice necessary to pass the 13 word-per-minute General Class test while making actual two-way contacts over the air. Passing the Novice Class written examination is quite easy after a little study. (See last month's column.)

Contrary to what some of you may think, learning the code will not be a useless accomplishment after you obtain your license. Over half of all amateurs use it regularly—even though they could use phone if they wished—for three important reasons: (1) they like it, (2) a code transmitter is much simpler and less expensive than a phone transmitter of equal power, and (3) one watt of power in a code transmitter will give the same reliable range as four watts in a phone transmitter.

## Learning the Code

"Well begun; half done" describes learning the code exactly. The obvious way to begin is to sit down with a printed code chart and memorize it, "E—dot, T—dash," etc. It is also a very poor way. The code is not a visual language. It is sound language, consisting of two sounds most nearly described as "dit" and "dah."

Learning to copy it well is a matter of training yourself so that, as your ears hear these sounds in certain combinations, your hand will automatically write or print the proper letter. When the code is learned visually, at least one extra step is introduced into the process. This is not important at very low speeds, but at higher speeds there simply is not time between letters for any unnecessary steps.

The best way to learn the code is in a code class presided over by a good teacher, or with the aid of a patient tutor. In either event, to teach you the letter "E," the instructor will say "E" once and send *dit* on his key, while you write or print "E" on your paper. After repeating "E" several times, he will introduce another letter in the same manner and then alternately send the two letters, while you write them down every time he sends them.

Additional letters will be introduced in

### THE RADIOTELEGRAPH CODE

A . . .	U . . .
B . . . .	V . . . .
C . . . . .	W . . . . .
D . . . .	X . . . . .
E . . . .	Y . . . . .
F . . . . .	Z . . . . .
G . . . . .	1 . . . . .
H . . . . .	2 . . . . .
I . . . . .	3 . . . . .
J . . . . .	4 . . . . .
K . . . . .	5 . . . . .
L . . . . .	6 . . . . .
M . . . . .	7 . . . . .
N . . . . .	8 . . . . .
O . . . . .	9 . . . . .
P . . . . .	0 . . . . .
Q . . . . .	. . . . .
R . . . . .	, . . . . .
S . . . . .	? . . . . .
T . . . . .	/ . . . . .
DOUBLE DASH . . . . .	END OF MESSAGE . . . . .
ERROR . . . . .	INVITATION TO TRANSMIT . . . . .
WAIT . . . . .	END OF WORK . . . . .

Read the accompanying text before studying this chart. Don't think of the code as dots and dashes but as the sounds they symbolize.



George A. Hooper, Jr., Orelan, Pa., proudly examines his Novice license, which arrived on his 12th birthday. His call letters are WN3AML. George's father and mother, shown with him, are both licensed amateurs—W3BYB and W3SBE, respectively. (Photo by W3ARG.)

the same manner. Each time you have another one to contend with, you will have a tendency to forget some of those you have already learned. When this happens, the teacher will say the correct letter once and send it on the key a few times for you to write down.

Instead of sending each letter slowly, the instructor will send them at a speed equivalent to between 10 and 15 words per minute. He will slow down the over-all speed by increasing the spacing between letters. In this way, you will be forced to learn the letters by sound, because you will not have time to analyze them *dit* by *dah*. Yet, the comparatively long spaces between them will give you time to recognize the letters.

At first, you may find it fairly difficult to copy these rapidly sent letters, but stick with it, because this method of learning them will save you considerable time before you are finished.

Do not attempt to learn additional letters before you have thoroughly mastered those you have already studied. Also, do not make each practice session too long. After about 30 minutes of concentrated study, your brain will go on strike, and further study without a break will be largely wasted. However, if your tutor is also helping you to prepare for the written examination, you can transfer your attention to your books for a while and come back to the code later for another short session.

There is no best order in which to learn the code. A good one is to learn the vowels first and then work through the consonants and numbers in a random manner. In this way, you can start copying actual words for practice, almost from the start. In addition, it will reduce the pos-

sibility of associating one letter with another, as happens when they are learned in special "memory" groups.

By the time you have memorized the alphabet and the numerals, your copying speed will already be very close to five words a minute. A few more hours of practice, divided into short sessions, will raise your speed to seven or eight words per minute. This is adequate to pass the Novice Class code examination.

### Recorded Code Courses

Lacking an experienced instructor, or to supplement his help, a phonograph-record or tape-machine code course is very helpful. Several of them are available through amateur supply houses. Some of the record courses are recorded at 33½ rpm, and others are recorded at 78 rpm; therefore, be sure to select one that will fit your player.

If a record player is not available, you may prefer to buy or rent a tape machine. Although the first cost of a good one is fairly high, a large number of reasonably priced practice tapes are available for them.

An advantage of recorded code courses is that they are always available for practice, and to repeat and repeat, as often as desired. A disadvantage is that, after several playings, they become partially memorized and give the student an exaggerated idea of his copying ability. As a result, additional practice material is required with them.

The two methods of learning the code to be described next are slower than those already described and are only recommended to those who must work without skilled help of any kind. Under the circumstances, you must memorize it the best way you can and depend upon your short-

(Continued on page 114)



The best way to place the hand and fingers on a telegraph key is the way that feels most comfortable to the individual operator. The position shown in this picture is typical.

# Tuning the Short-Wave Bands

By HANK BENNETT

**E**VERY few days when we sit down to review the latest batch of tips and reports, we often find letters from the regular "stand-by" reporters who never let a month pass without sending in a report. We find letters and reports from newcomers. We find many reports that appear to have been written with a good deal of thought and others that were written in haste. The majority of the reports include listings of various stations that have been heard with the exact (or nearly exact) frequencies. Now and then, a report comes to us with the frequencies all approximated, some of them being as much as 200 kc. off. This type of report is actually of little value to us, or, for that matter, to any s.w. editor. It is not my intention to criticize this latter type of report, but rather to attempt to help those who are unable to have an accurately calibrated receiver or frequency standard.

The ideal piece of equipment for any SWL's shack is, of course, a frequency meter. With one, you can determine the exact frequency of the station being received. But many DX'ers (including your Editor) are not fortunate enough—for

various reasons—to claim ownership of a frequency meter. As a result, they are forced to make do with what they have.

Again, another good way of determining frequencies is with a high-priced commercial receiver that does everything but turn itself on and off. The majority of our friends have low- or average-priced commercially made receivers, and practically all of these have a "logging scale" or the equivalent on the bandspread dial. In reality, this is nothing more than an extra scale with divisions from 0-100 or 0-200. And that is where we come in. With this logging scale and a piece of graph paper, you can make for yourself a tuning chart that will often be as correct as almost anything except first-line frequency measuring equipment.

On some receivers, the high end of a certain band will be at zero on the logging scale. On others, zero may be the low end. You'll have to determine that on your own particular receiver. We'll assume that zero is at the high edge for this discussion. Set the logging scale to zero. Tune in a known station that rarely—if ever—changes frequency. WWV on 10 mc. is a good one. Now, with the logging scale, slowly tune from 0 to 100, and record all the known s.w. stations that you can find. Knowing their frequencies will help.

The next step calls for a piece of graph paper. Or make a graph—it'll take but a few minutes. The one we drew has 14 horizontal lines and 21 vertical lines. Across the bottom of the vertical lines, we placed the numbers 0 to 100, each line being 5 more than the previous one. Coming down the left side, we began with the frequency of 10,000 kc. The next lower line was 9950 and so on, each lower line being 50 kc. less. At the zero vertical line, exactly where it intersected the horizontal 10,000-kc. line, we placed a large dot and the notation "WWV—10,000 kc." Coming down a bit, we located TIFC, Costa Rica, on 9647 kc. Others noted were GRH on 9825, ORU on 9767, Havana on 9026, Madrid on 9363; all of these were noted at their respective places on the chart. We drew



One of PE's steady reporters, Floyd Backus of Richmond, Va., uses an HQ140X receiver. His antenna is 102' long, 30' high. Since this photograph was taken, he has added an RME 22A preselector and a 24-hour clock.

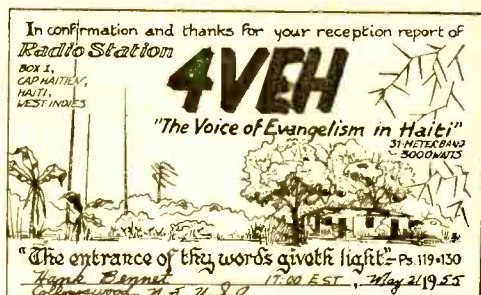


a heavy line from the WWV dot down to the dot for Madrid, and the other dots fell into line. It's just a matter of time until you load up that line with dots. When an unknown station pops up, it's a fairly easy job to determine the exact frequency by going down the logging scale line to the point where it intersects the frequency line.

SEVERAL READERS have commented on the lack of acknowledgments for certain items. By way of a brief explanation, we offer the following. Due to the large number of reports received, we try to condense items. Reports may come from several readers, and if we were to acknowledge each individual report or portion thereof, we'd have less room for items. Please bear with us; we're trying to give you as much information as possible. Tnx!

Now for this month's reports, with all times shown being Eastern Standard, based on the 24-hour system.

**AUSTRALIA**—VLB15, on 15320, has an English news period at 1745-1800. Perth (VLW9—one of the harder ones) has English news around 0608-0615, with a standard ABC program following the news. The latter is best in the early morning hours around sunrise.

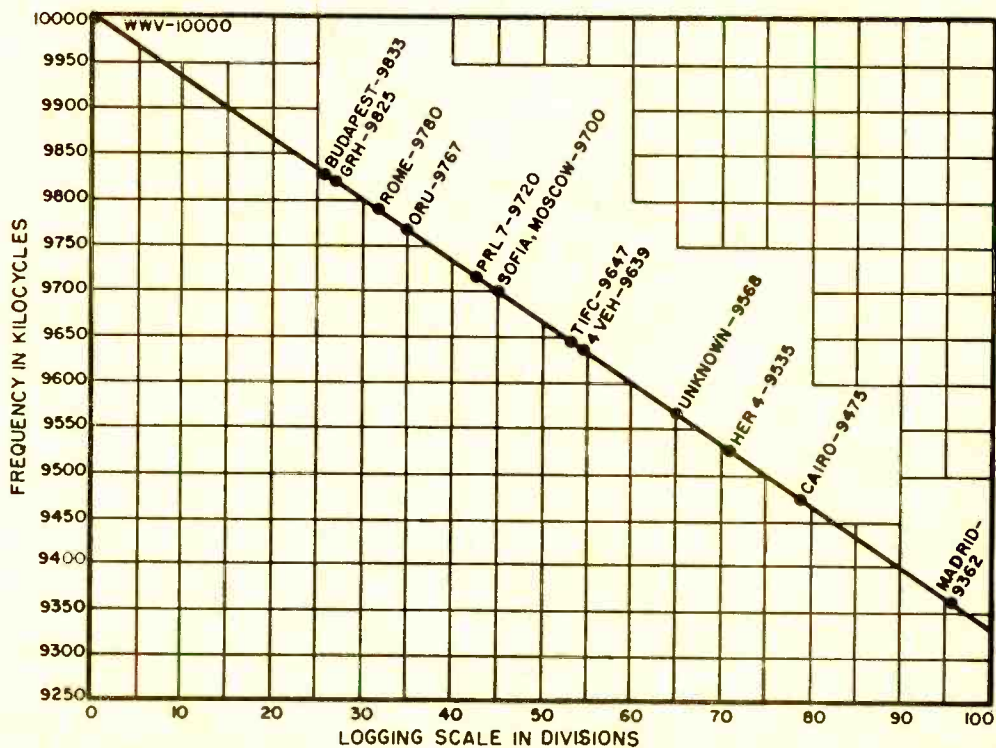


This QSL card was received from Station 4VEH, Cap Haitien, Haiti, often heard on 9639 kc.

**BULGARIA**—Sofia, 9700 kc., is noted operating at 1930-2030 and 2300-2330.


**BRAZIL**—A new station is *Radio Emissora Paranaense de Curitiba*, at Parana, Brazil. This one has been heard testing around 1600 and reports are requested. It definitely is not "Radio Club de Paranaense." The frequency is 9545 kc. Another new one is *Radio Globo*, Rio de Janeiro. No details are available at the moment except that it also operates on 254 meters in the broadcast band.

**COLOMBIA**—Of interest to pennant collectors is the offer of HJBB, *La Voz de Cu* (Continued on page 118)



Sample tuning chart for 9-mc. band, made with receiver logging scale and graph paper.

# R/C NOTES



AS THE LEAVES turn red, yellow, and brown, somewhere in the calm, still autumn twilight an R/C flying fan lies on a pile of dead leaves with his back against a tree trunk, watching a fallen leaf lazily sideslip into a turn on its way down to earth. The frantic anxiety and bustle of an R/C flying meet is as far from his mind as anything can be. But the rest of us "normal" R/C'ers will remember that if autumn's here winter can't be far behind; so we'll get out to the meets scheduled for September. There are some interesting ones.

The *Seventh Upper Midwest PAA Load Meet*, a regional contest including R/C, will be held in Monticello, Minn., on September 4 and 5; contact Walt Billett, 2541 Nicollet Ave., Minneapolis, for further details. The *New York Aeronauts* are sponsoring a model airplane meet, including R/C events, to be held in Plainview, L.I., N.Y., on September 11; Murray Quitko of 410 E. 57th St., Brooklyn 3, N.Y., is contest director.

The popular family flying meet sponsored by the *Flying Bisons* of Buffalo, N.Y., will be held this year on September 18. At this writing, the contest director has not yet been chosen, but additional information may be obtained by getting in touch with Howard Thomas at 47 Stenzil Street, North Tonawanda, N.Y.

An unusual event which should be of interest not only to R/C'ers but to other hobbyists as well, is the *Third Annual Long Island Sound Hydro Championships* which will be held in Bayville, L.I., N.Y., on September 24. This meet, which is sponsored by the *Screamin Demons*, includes R/C events in the twin pontoon and flying boat classes of seaplane models. Donald J. McGovern is contest director and resides at 81-53 242nd St., Bellerose, N.Y.

If you live near Wichita, Kansas, you can take in the "*Y*" *Wichihawks Third Annual Contest*, which includes R/C. This will be held on September 25. Contact Jean P. Valle at 3891 E. Bruce St., Wichita 10, for further information.

BELL TELEPHONE LABORATORIES recently announced that it has been able to produce an efficient solar battery which may conceivably be used someday soon to power

some of the pole-mounted telephone equipment requiring relatively low voltages and current. Since this unit is still undergoing development, it will probably be some time before it is far enough reduced in size (and in price—the units now available from *National Fabricated Products, Inc.* sell for about \$25) for practical applications around the home and in modeling.

However, the *International Rectifier Corporation* of El Segundo, Calif., is currently merchandising a line of small "sun batteries" retailing for around \$2 which may be of interest to our R/C fans. Of course, at the present time, the power output of such units is extremely small, but the output of a sun battery may be amplified by a transistor amplifier so that the resultant voltage can be used to key a switching circuit. Such applications as timing controls, garage door openers, and battery chargers are "naturals" for this type of gadget.

OF INTEREST to R/C model boat fans is the new model tugboat kit made available by the *Henry Engineering Co.*, of Burbank, Calif. It contains a scale model of an



ocean-going tugboat called the "Veco Tugboat 35," being 35" in length. Beam of the model is 8". This model is designed to operate at maximum efficiency with a three-channel radio control installation.

WHETHER you build your own R/C equipment or use ready-built gear, you'll need a battery box to house the various batteries and cells needed. From *Ectron Products Co.*, Box 393, Smyrna, Ga., comes the latest "triple threat" battery box. Measuring  $1\frac{1}{8} \times 2\frac{9}{16} \times 2\frac{7}{8}$ ", this new container will hold either two 22½-volt batteries and six pen cells or three 22½-volt batteries and four pen cells. One of the best features of the case is the fact that it has individual spring terminals which give strong, even pressure at each contact point.

Selling for \$1.65, this battery container may be obtained through your local hobby shop or direct from the manufacturer.

# AMA-TOURING

## with Roger Legge



**T**HE 21-mc. band may become the best band for amateur DX within the next several years. It is a relatively new band for amateur operation, being allocated to amateurs by the 1948 International Radio Conference to compensate for reductions in the size of several of the lower frequency amateur bands. Authorization by individual countries for their amateurs to operate in this band was started in 1952. C.w. operation by U. S. amateurs was authorized in May, 1952. However, the band was not used much until it was opened for U. S. phone operation in March, 1953. This was just too late in the recently completed sunspot cycle for good DX conditions from Europe and Asia, as the 1952-53 winter season was the last one when the maximum usable frequencies were as high as 21 mc. on these paths with any degree of regularity.

Propagation conditions favorable for DX on the 21-mc. band are best from October through March, with intermediate conditions in September and April. Conditions have been better than expected during the summer months this year, with fair recep-

tion from Latin America and New Zealand.

With the sunspot numbers on the way up, September will be the beginning of improved DX conditions on the 21-mc. band. Eastern and Central USA listeners should particularly watch for Africans at 1200-1700 EST. Western listeners should find improved reception from the Pacific Area at 1200-2100 PST.

The 21-mc. band covers 21.00 to 21.45 mc. Usual distribution of stations is as follows: 21.00 to 21.05 mc.—c.w. stations, both U.S. and foreign, although there is only a small amount of c.w. operation on this band; 21.05 to 21.25 mc.—foreign phone stations; 21.25 to 21.45 mc.—phone stations in USA and U.S. territories.

Here are some of the stations to watch for on the 21-mc. band:

**Africa**—CN8CS, CR6AG, CT3AN, EA8AI, EAØAC, EL2X, FB8BC, FR7ZA, OQ5BI, VQ5BI, VQ2DT, VQ4EU, ZD1SW, ZD3BFC, ZD4BK, ZD6BX, ZE2KR, ZS3G  
**Americas**—CE2AY, CE6AB, CP5EK, CX5AF, FM7WQ, FP8AP, FY7YE, HR1LW, PJ2CD, PZ1RM, YS1RA, VP1GG, VP2KM, ZB5GM

### DX FORECAST FOR SEPTEMBER

From	In Eastern & Central USA (EST)		In Western USA (PST)	
	14 mc.	21 mc.	14 mc.	21 mc.
Central & South America	0600-2100	0900-1900	0500-1200	1000-1800
Europe & North Africa	0600-0800 1400-1800	—	1200-1400	—
Central & South Africa	1500-1900	1100-1800	1400-1900	0800-1600
Far East	0700-0900	—	0700-0900 2100-2400	1300-2200
Australia & New Zealand	0700-0900	1700-2000	0700-0900 1900-2300	1100-2100

The 24-hour clock system is used for these forecasts. Hours from midnight until noon are shown as 0000 to 1200, hours from 1 p.m. to midnight as 1300 to 2400. EST represents Eastern Standard Time; PST is Pacific Standard Time, three hours later than EST.

**Pacific**—KC6AA, KH6AHQ, KW6BB, VK2AQF, VR2CG, ZL2AJB, ZL4BO

**HKØAI, SAN ANDRES ISLAND**—Victor Abrahams, HKØAI, the only amateur on San Andres Island, writes as follows:

"I am located in the Caribbean, 120 miles east of Nicaragua, 400 miles from continental Colombia, though the islands belong to Colombia. San Andres is 9½ miles long and 4½ miles wide, with 4000 inhabitants. Main product is coconuts; we export 15 million yearly. We have air service to Colombia weekly.


"I am the only amateur station here. The rig is home-made, 100 watts, with 3-element beam antenna. Receiver is a *Hallcrafters* S-40-B. My job is to take care of the signal station and beam for incoming planes, and I also operate a movie theater. I have a family of nine children and live on one of the most beautiful islands in the Caribbean."

Here are the month's reports on 14-mc. phone DX. All times are 24-hour EST:

#### Asia & Oceania

**Australia**—The VK's are coming through well on the West Coast at 0100-0300 and 0800-1100, and on the East Coast at 0530-0730, including the following: VK2SA 14.18; VK3AMH, 14.15; VK4MS, 14.11; VK5CE, 14.135; VK6KJ, 14.165; VK7AZ, 14.155. (*Moore, Mann, Kenney*)

**Caroline Islands**—KC6CG, 14.20 mc., on Ulithi Atoll, is putting a signal through to



Listening post and novice station of Hugh Clark, KN6HFA, Fresno, Calif. In three years Hugh has heard hams in 90 countries.

the Midwest and East Coast around 0700. (*Terry, Mann*)

**French Frigate Shoals**—KH6ABH, heard on 14.205 at 0630, is located at the U.S. Coast Guard Loran Station, Tern Island, French Frigate Shoals, 400 miles west of Hawaii.

**Hongkong**—VS6CL has been heard on 14.19 at 0900. (*Jim Moore, Calif.*)

**Iwo Jima**—KAØIJ, on 14.20 mc., is heard at 0600 (*Mann, Kenney*). The Volcano Islands are administered from the U.S. Hq. in Japan, hence the KAØ call; while the



This card is from one of rare South Pacific Islands to be heard on the amateur bands.

Bonins are administered from the U.S. Naval Headquarters in Guam, hence the KG6I prefix for Chichi Jima as separate from Iwo Jima (*Terry*).

**Japan**—The KA stations, operated by U.S. personnel in Japan, are heard well at 2330-0300 and at 0800-1000 on the West Coast and at 0530-0800 on the East Coast, including the following: KA2JW, 14.12; KA3EB, 14.15; KA4DR, 14.22; KA5WW, 14.12; KA7JS, 14.16; KA8AB, 14.19; KA9MF, 14.155 (*Moore, Hogan*); JAØAA, 14.155 mc., has been heard at 0915 (*Moore*). **Johnston Island**—KJ6BG was heard on 14.25 mc. at 1000. (*Kenney*)

**Marianas Islands**—KG6SB, 14.185 mc., on Saipan, has been heard at 0150. Guam stations heard are: KG6AFX, 14.22, and KG6FAA, 14.297. (*Moore, Mann*)

**Marshall Islands**—KX6BU, 14.22 mc., was contacted at 0630. His address is Navy Radio Club, FPO 824, San Francisco, Calif. (*Steve Mann, K2CJN*)

**New Guinea**—The VK9 prefix is used for New Guinea, Papua and Norfolk Island. New Guinea stations heard are: VK9AU, 14.17; VK9BS, 14.19; VK9RM, 14.14. (*Moore, Mann*)

**New Zealand**—ZL1BY, 14.15, continues to put through the best signals from ZL. He uses a V beam, 710 feet long. Other ZL's heard at 2200-0200 and 0530-0730 are: ZL1GX, 14.18; ZL1KN, 14.18; ZL2AAZ, 14.165; ZL2BE, 14.18; and ZL3AP, 14.14.

**Norfolk Island**—VK9OK, 14.11, and VK9RH, 14.09, are active from the island, located 900 miles northeast of Sydney. Listen for them around 0030-0200.

**Papua**—The most active station in Papua is VK9DB, heard on 14.105 at 1000; also on 14.16 at 0900. (*Moore, Kenney*)

(Continued on page 121)

# POPULAR ELECTRONICS

## Audio and Hi-Fi Section

- 69 Disc and Tape Review.....  
*Bert Whyte*
- 71 What You Should Know About Record Players  
*Hans Fantel*
- 77 The Meaning of Frequency Response (Part 1)  
*Norman H. Crowhurst*
- 80 Build Your Own Hi-Fi Tuner.....  
*Louis E. Garner, Jr.*
- 86 What About Tape Recorders?.....  
*Leon Wortman*

## Disc and Tape Review

**B**Y THE TIME you read this, we will all be suffering from the heat of the September "dog days." If you are not entirely preoccupied with keeping cool, you might find the energy to listen to a little music. Keeping in mind the enervating qualities of the heat, it might be better to jump around the catalog this month and choose some material in a light vein, leaving the more ponderous heavyweight stuff for a cooler time. Perhaps what we had better do is to get together a "pop" program such as can be heard in almost any outdoor stadium or park at this time of year.

### "Pop" Program

One of the perennial favorites of these "pop" concerts is the *Carmen* Suite from Bizet's great opera of the same name. As with any work enjoying such popularity, there is a more than plenteous supply of recordings from which to choose. At last look, there were ten versions available. Of these, an unusually large number can qualify as hi-fi in sound quality. No less than five are running in this sweepstakes—six really, if you count the Kostelanetz version which is titled an "orchestral scenario" rather than a "suite."

The Kostelanetz disc is one of the top contenders. Its advantage is that more of the *Carmen* material is presented here than on the other discs, arranged in the sequence in

By BERT WHYTE

which it would appear in the opera. The sound on this version is one of the best of *Columbia's* recent efforts, although it must be pointed out that there is a tendency to emphasize the overlush orchestration of Kostelanetz, especially in the strings. These are typical of any Kostelanetz disc, very sharply defined with perhaps too much of an edge for some people. The brass is very bright and clean; and when you hear the woodwinds, you'll realize that not only are they sweet-sounding with very live intonation, but that some pretty fine players are with the Kostelanetz orchestra. Percussion is good on the disc, but a little more definition in the extreme bass would have been preferable.

The suite, as it is usually presented, has good recordings from Sir Thomas Beecham on *Columbia*, Anthony Collins on *London*, Stokowski on *Victor*, Golschmann on *Capitol* and Mario Rossi on *Vanguard*. This is really quite a mixed bag because best performances do not coincide with best sound.

The Beecham performance is perhaps the best of the lot, with Stokowski running a very close second. This kind of music is peculiarly suited to the talents of these two old hands. They know how to maintain a brisk tempo that doesn't drag, yet they avoid the trap of riding the horse too fast as do some of their contemporaries. The lyrical sections are lovely in the careful modeling by these two master craftsmen . . . no tendency to slush and schmaltz here! Stokowski has a slight edge in rhythmic purity, while Sir Thomas has the most expressive dynamics. Soundwise, the Beecham disc is the winner with a good clean recording featuring excellent percussion of great weight and rousing brass. A few seasons back, this recording was good enough to be used quite frequently as a demonstration disc. The Stokowski sound is quite old, which is all the more remarkable for the values contained therein. Generally clean and little distorted, it lacks the dynamic range and the better acoustics of later versions, this "dryness" of sound being the one major drawback.

Of the other versions, Collins on *London* has a fairly modern hi-fi sound, but suffers in several departments; the performance is good but not outstanding. The Golschmann/*Capitol* effort is very recent and has beautiful wide range in frequency and dynamics. String tone is brilliant, a mite edgy . . . brass really sounds out here, percussion is sharply etched, acoustics are suitable. The performance is well handled, but it doesn't generate the excitement of the Beecham or Stokowski versions.

The Rossi recording on *Vanguard* is the best-sounding of all the existing versions. Here is superbly clean, well-defined string

tone, brass sonorities that you can "feel," brilliant soaring woodwinds and percussion of great impact and articulation. The acoustic perspective is ideal, not too dry, nor too reverberant. Rossi conducts at a pretty fast clip, and on a few occasions the ball gets away from him. The dynamics in this recording are quite spectacular, both soundwise and in the Rossi treatment of the score. You might say that Rossi is guilty of a number of musical faults, but it cannot be denied that he is a thorough craftsman; and for all its pace, his reading does not lack cohesion. This *Vanguard* disc has the equally popular and familiar *L'Arlesienne* Suite of Bizet on the flip side, as do several of the other discs, making a very appropriate coupling. The sound of the *L'Arlesienne* is best on the *Vanguard* disc, and it also receives a most commendable performance from Rossi.

Summing up . . . the sound on all the discs reviewed is compatible with good hi-fi sound systems; but the most spectacular sonics will be heard from the *Vanguard* recording, with the *Capitol* disc in place, and the Kostelanetz in show. Performance plum must go to Sir Thomas with Stokowski hard on the baronet's heels.



Another oft-played piece of music at pop concerts is Richard Russell Bennett's symphonic picture of *Porgy and Bess* from the opera by the immortal George Gershwin. There are four versions in the LP catalog, only one of which is hi-fi in sound. This is the Antal Dorati/Minneapolis Symphony reading on *Mercury*, an outstanding example of modern recording. No matter what the section of the work . . . be it the soft lyricism of *Summertime* or the spritely *I Got Plenty o' Nothin'*, or the crashing sonorities of the fight scene . . . the music is flawlessly reproduced. Sweet soaring strings are an edgeless delight, the brass is superbright (just listen to the staccato figure a few bars before the beginning of *I Got Plenty* . . .), percussion is fabulous . . . huge blasts of tympani and bass drum, ultrasharp snare drums, the weighty clash of cymbals, the brazen clangor of the gongs in the fight scene . . . all are reproduced with perfect definition, with no distortion and with dynamics almost perfectly preserved. Add the spacious acoustics and Dorati's brilliant handling of the score, and you have a recording of extraordinary realism.

The flip side of the disc is a work that may be unknown to a great many of you, but it is one of the most outstanding demonstration pieces in the LP catalog. It is Morton Gould's *Spirituals for Or-*

(Continued on page 110)



By HANS FANTEL

## What You Should Know About

# Record Players

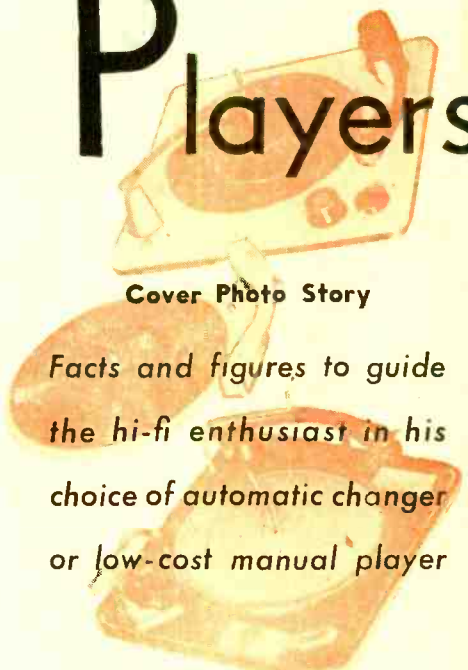
**A**MONG the parts of a hi-fi system, the turntable and the tone arm have a unique distinction: they are the only "silent" parts. They should produce no sound and no electrical signal. Yet, paradoxically, these "mute" components vitally affect the quality of record reproduction as well as the life span of the records.

Electronics men sometimes snub the turntable and the tone arm as "merely mechanical." For such neglect, the carousel at the front end of a phonograph often gets its revenge by mixing distortion into the signal at the very source (where no signal analyzer can catch it) and by gradually chewing up the records. On the other hand, a properly selected turntable and arm or changer can be an immense help in preserving records and in coaxing all sonic detail from their grooves.

The turntable and the tone arm have two basic functions: (1) to rotate the record steadily at a preselected speed, and (2) to guide the pickup across the record in such a way that the stylus can track the signal in the groove with complete freedom from disturbing outside forces. Neither of these tasks are as simple as they might seem.

### Turntable Requirements

First, consider the turntable. The motor must rotate it evenly at constant speed. Both motor and turntable must be free of hum radiation that might be picked up by magnetic cartridges. Motor vibration must

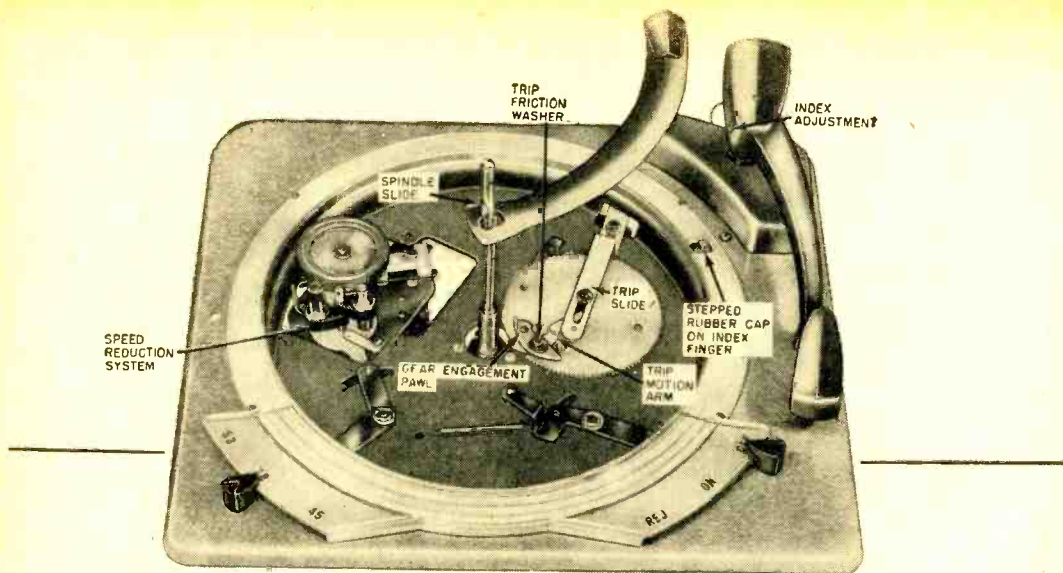


### Cover Photo Story

*Facts and figures to guide the hi-fi enthusiast in his choice of automatic changer or low-cost manual player*

be isolated by shock mounts and carefully designed torque transmission from the turntable and from the base or platform on which the tone arm is mounted. Otherwise, the vibration would become audible as a low "rumble" in the loudspeaker, especially at high volume. (This is a common defect of cheap equipment.)

The speed of rotation must be constant within a fraction of 1% to avoid changes of pitch, known as "wow," or a rapid chugging called "flutter." Either of these defects gives the music a weak, tremulous quality. It is especially noticeable and annoying when the pitch of the recorded



This view of a typical record changer, with turntable removed, reveals the complexity of design. Operation of changing mechanism depends on precise movements of tone arm.

musical instrument is absolutely constant—for instance, in long, sustained piano or organ tones. Slow piano or organ music, therefore, represents a good way to check a turntable.

To attain smooth rotation, hi-fi turntables should be dynamically balanced (something like balancing car wheels), and should have an even flywheel effect.

### Tone Arm Requirements

The tone arm must meet three requirements: (1) correct stylus pressure, (2) tangential tracking, and (3) non-resonance. An arm deficient in any one of these may seriously distort the signal, jump grooves, hasten stylus wear, and literally turn records to dust long before their time. Let's examine these requirements in detail.

**Stylus Pressure:** Some arms use counterbalancing weights to attain proper stylus pressure. Others use spring tension. Weight or spring should be adjustable. Since the spring gradually weakens, the stylus pressure in spring-balanced arms should be occasionally checked and readjusted. Inexpensive stylus pressure gages are available for this purpose. Proper stylus pressure depends on the pickup used. This information is included in the pickup specifications. (See *POPULAR ELECTRONICS*, June, 1955, page 76.)

**Tangential Tracking:** A traditional headache of tone arm designers is the "tracking error," i.e., the deviation from a true tangent as the arm travels across the face of the record. Obviously, the arm can be at true tangent to the record groove at only one diameter, usually about half way through the recorded band. But proper tone

arm design reduces the "tracking error" at the beginning and end of the record. Approximate tangentiality of the arm is necessary to allow the modulation from both sides of the record groove to act equally against the stylus. Otherwise, the signal becomes "unsymmetrical" and sounds distorted.

**Non-Resonance:** The arm must be non-resonant over the whole range of recorded frequencies. Otherwise, the arm itself would vibrate in rhythm with the signal in the groove. The stylus would then combine the arm vibration with the actual signal vibrations, producing a kind of ambient harmonic distortion. Besides, the sensitive groove walls of the record, with their delicate modulations, would literally take a beating from the vibrating arm.

These requirements apply equally to manually operated record players and automatic changers. The average buyer, without a complete testing lab in his home, cannot check all these factors himself. But knowing the requirements will help him select suitable equipment from the specifications published by reliable manufacturers. Of course, even the best equipment can produce nothing but mayhem unless the turntable is absolutely level. Checking every turntable installation with a spirit level, and making any necessary adjustments, is an excellent idea.


### Automatic Changers

The choice between a manual player and an automatic changer depends largely on listening habits. LP records have made automatic changers unnecessary for anyone who doesn't mind getting up every 25



Collaro RC-54 plays all sizes of records. Rubber mat on turntable reduces chance of hum pickup, is dust-proof. Automatic idler disengagement prevents flat spots from forming on rubber idler wheel when changer is "off." Plug-in cartridge heads and adjustable stylus pressure are featured. Net, \$48.75. (Rockbar Corp., 215 E. 37th St., New York 16, N. Y.)

---




Dekamix, a recent import, features a motor of special design said to compare favorably with higher priced units. Tone arm is balanced by adjustable weights rather than spring. Turntable is rubber-faced. Plug-in head accommodates standard pickups. Net, \$44.95. (Ercona Corp., Electronics Div., 551 Fifth Ave., New York, N. Y.)

---




Fentone Rex AA features a long, non-resonant tone arm for improved tracking of records. Knurled knob adjusts weight and thus stylus pressure. Rubber mat covers turntable. Short spindle may be inserted to deactivate the changing mechanism. Arm may be lifted during change cycle without damage to equipment. Supplied with base. Net, \$59.50. (Fenton Co., 15 Moore St., New York 4, N. Y.)

---




Garrard "Triumph" RC-80 has weighted turntable. Plug-in heads accommodate all pickups. Pull-out spindle permits quick record removal and turn-over. Easily replaced belt drive separates motor vibration from turntable. The "Crown" Model RC-90 features variable speed adjustment and heavier motor. RC-80 net, \$48.51; RC-90 net, \$68.11. (British Industries, 164 Duane St., New York 13, N. Y.)





Miracord XA-100 boasts fine workmanship and ingenious design. Changing mechanism is housed in long center spindle, called "magic wand." Alternate short spindle permits manual operation. Built-in filter eliminates surface noise of old records. Plug-in heads accept standard cartridges. Unit has heavy-duty motor and well-mounted arm. Net, \$67.50. (Audiogersh Corp., 23 Park Pl., New York 7, N. Y.).

---



Thorens CD-43 is generally rated as top quality changer in the field. Sturdy construction and precision manufacture characterize this unit. Direct gear drive from electronically balanced motor shaft eliminates all friction elements. Cast iron frame and flyball speed governor assure vibration-free and stable operation. Control permits variable speed adjustment. Net \$93.75. (Thorens Co., New Hyde Park, New York).

---



V-M 935HF is an adaptation of a well-known inexpensive changer to hi-fi requirements. Four-pole motor assures smooth, hum-free operation. Laminated turntable is weighted and balanced. Muting switch assures silence during change cycle. Plug-in heads accept standard cartridges. This unit may also be used as manual player. Net, \$38.20. (V-M Corp., Benton Harbor, Mich.)

---



Webcor G-1127-270 comes complete with metal base and G-E magnetic pickup. Four-pole motor is said to keep wow and flutter below 0.5%, hum below 40 microvolts. Arm can be adjusted for 6 or 8 grams stylus pressure. Turntable is covered with electrostatic flocking. Pickups other than G-E may be used. Net, \$49.00. (Webster-Chicago Corp., 5610 W. Bloomingdale Ave., Chicago 39, Ill.)

minutes or so to turn or change the record. But listeners who like to stack up hours of music at a time, or who play mostly 78- or 45-rpm records, still have good reason for buying a changer.

Yet even for marathon listeners, the automatic changer is not an unmixed blessing. The following drawbacks should be considered:

1. Loading records on a changer is often quite a chore of fumbling with levers, supports, pusher platforms, etc. This is especially annoying when playing a single LP record, which could more easily be handled on a manual player. Of course, some changers are less cumbersome than others.

2. As the records pile up on the changer turntable after playing, the stylus comes down on each succeeding record at a different angle of incidence. This may hasten the wear of both stylus and record.

3. In most changers, the center spindle stands still while the turntable rotates, causing friction at the center hole of the record. Along with the action of the drop mechanism, this tends to ream out the center hole, so that after many playings the record may run off-center.

4. Most changers (except a few high-priced "Rube Goldberg" designs) do not turn over records. Hence, they cannot play with continuity a complete work recorded on both sides of the same record. After finishing the first side, the changer will simply go on to the next record. This is perhaps the most serious drawback, and, in the case of LP records, makes the practicality of an automatic changer rather questionable. It would actually be simpler to flip over an LP record by hand, using a manual turntable.

Each buyer must decide for himself whether for his particular type of listening the advantage of an automatic changer outweighs these drawbacks.


### Manual Players

Manual players can be bought as fully assembled units that are very simple to install—just "plug in and play." Turntables and arms can also be bought separately and then mounted together on a board. This requires precision carpentry, but gives the buyer greater freedom in combining components of his choice. Because of the special design features of separate turntables and tone arms, they will be discussed in a separate article in the near future. For many audiophiles, the pre-assembled manual unit has proved quite satisfactory.


The absence of a complex changer mechanism saves both space and money. A pre-assembled manual player usually costs about \$20-\$30 less than a record changer



Bogen B-50's heavy construction, precision workmanship, and  $11\frac{3}{4}$ " weighted and balanced rubber-covered turntable give it professional transcription quality. A special feature is its continuously variable speed from 29 to 86 rpm, with notched settings of 78, 45, and  $33\frac{1}{3}$  rpm. This feature assures true pitch regardless of a.c. line variations. Long, well-mounted tone-arm is adjustable for stylus pressure and accepts standard cartridges. Net, \$42.00, base extra. (David Bogen Co., Inc., 29 Ninth Ave., New York 14, N. Y.)



Collaro AC-3/554 (above) is a sturdily constructed, smooth-running manual player with features similar to its automatic counterpart, the RC-54. Turntable is rubber-covered to keep records dust-free. Plug-in cartridge heads accept standard pickups. Unit has automatic start and stop. Net, \$25.20. Fentone Rex 3310-PE (below) is a 3-speed manual player with built-in spring suspension to eliminate acoustic feedback. Fentone Model 3332-PE (not shown) includes a variable speed regulator ( $\pm 3$  rpm) and built-in preamplifier with tone controls. 3310-PE net, \$36.75; 3332-PE net, \$76.75.





Garrard "Model T", like the famous Model T of another line of goods, offers dependable service at low cost. Despite its name, there is nothing obsolete about it. Highly compact, it features plug-in cartridge heads, adjustable stylus pressure, automatic start and stop. Net, \$31.75 (45-rpm spindle adapter included, base extra).



Miraphon XM-110 showed no trace of rumble or wow in stringent tests. Tone arm, featuring automatic shut-off and return, is made of special non-resonant material. It accepts standard pickups. Motor operates quietly. Stylus pressure is adjustable. Turntable is rubber-covered. Net, \$37.50.



Thorens CBA-83 automatically places arm at start of record and returns it to rest when disc is finished. Turntable is weighted and balanced. Stylus pressure is adjustable. Arm accepts standard cartridges. Net, \$67.50. Model CB-33 is similar but without automatic arm setdown. Net, \$52.50.

of corresponding quality. Since no vertical space is needed for stacking records, manual players fit more easily into sliding drawers and other types of cabinetry. Or, with their walnut or metal bases, they can simply be put on a table or desk without any special installation. (Again, make sure they are level!)

Although these players do not change records, they have various degrees of "automation" built into them. Most have automatic switches that start the turntable when the arm is lifted and stop automatically after the record is finished. The *Miraphon*, for instance, automatically picks up

the arm at the end of the record, returns it to the normal rest position, and then shuts itself off. The *Thorens* Model CBA 83 actually sets the stylus down at the beginning of each record, regardless of size. This feature is definitely worthwhile for people with unsteady hands. For others, it is convenience at a price.

All the players shown here meet hi-fi requirements for home music with respect to 4-pole motor, weighted and balanced turntable, and tone arm design. Capable of fitting into any system, these preassembled units offer a welcome combination of quality, simplicity, and economy. —30—

# THE MEANING OF

# FREQUENCY RESPONSE

(PART 1)

BY NORMAN H. CROWHURST

*First of a series explaining a very important hi-fi term on the basis of components that influence performance*

**P**PROMINENT in the specifications of any amplifier is a statement of its frequency response. This is because frequency response is probably the most easily recognized and understood of all the possible specifications in audio equipment. Frequency response is called "flat" when the equipment responds uniformly to all frequencies throughout the audio spectrum, which is generally specified as covering from 20 to 20,000 cycles.

The term "flat" derives from the method usually adopted of plotting frequency response graphically. Ordinary squared

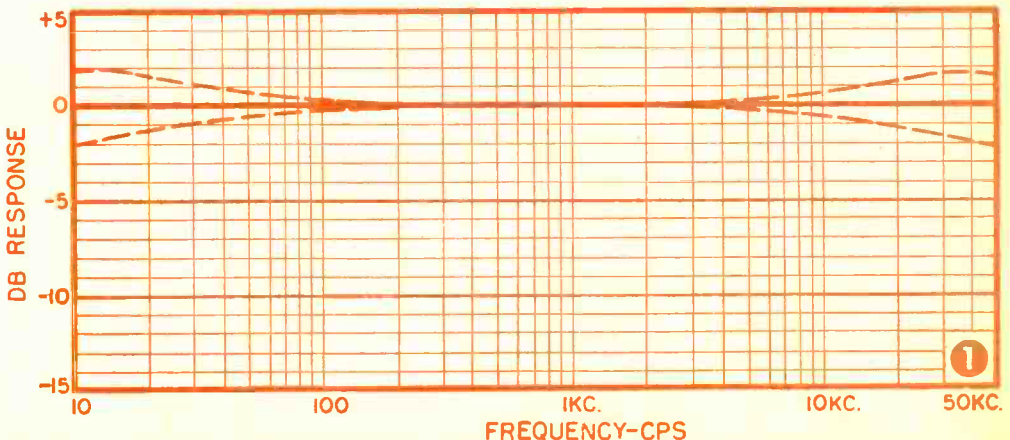
ruled paper used for plotting graphs is not used to plot frequency response. Slightly different rulings are employed for the graph paper. The reason for this change arises from the relationship between frequency and the apparent pitch, and between the intensity and the apparent loudness of sound.

## Plotting Frequency Response

A change of pitch of one octave corresponds to doubling the frequency. Thus, graph paper should be used on which 130 cycles, 260 cycles, 520 cycles and 1040 cycles are spaced apart uniformly. A logarithmic frequency scale achieves this uniform spacing. Each octave of frequency change corresponds to the same distance in a horizontal direction along the graph. Multiplying the frequency by successive factors of 10 also gives a uniform distance horizontally.

In the vertical direction, the intensity is also plotted to a logarithmic scale, which for convenience is labeled in decibels—called db for short. To produce a required

Fig. 1. Ideal flat response (solid line) with usual deviations (dashed lines).



change in loudness, the intensity of sound—or the signal voltage—has to be *multiplied* by a figure corresponding to the required *difference* in loudness. For example, changing the voltage successively from 1 to 2 to 4 to 8 to 16, etc., will sound like equal loudness steps. To plot response so that the curve looks as the loudness sounds, a logarithmic voltage scale should be used as well as a logarithmic frequency scale.

To save having to make constant reference to logarithm tables and convert voltages in the audio circuits into logarithms of these voltages, and so on, in order to find out the effect of a given response on the quality of reproduced sound, a decibel scale is used. Instead of plotting voltage vertically, the usual practice is to convert the voltages by some convenient means into decibel readings, which give a better picture of the apparent loudness corresponding to frequency. Under this arrangement, multiplying the intensity of sound by successive factors of, say 10, will correspond to uniform distances measured vertically up the graph paper.

Multiplying the intensity by a *power* ratio of 10 corresponds to 10 decibels. This is quite convenient. Notice, however, due to the fact that the relationship is logarithmic, that multiplying the power by 2 does not correspond to 2 db but rather to 3 db. (Actually, the logarithm of 2 is .301, so it should be 3.01 db, but the small decimal is usually overlooked.) Multiplying by successive factors of 2, three times, results in adding 3 db to the intensity level three times, making a total increase of 9 db, which corresponds to an increase of intensity of  $2 \times 2 \times 2 = 8$  times.

### Deviations from "Flat" Response

Plotting a graph of the response of an amplifier gives a response curve as shown in Fig. 1. If the response is exactly the same at all frequencies, then the output will be represented by a straight horizontal line. As has already been mentioned, this response is called flat. In practice it is never possible to achieve complete uniformity, and hence the response will deviate from flat as represented by the "dashed" lines shown in Fig. 1.

From the electronics aspect, the first question is, "What can be the cause of such deviations from flat frequency response?" There are three basic contributing components. Two of these are called reactances, because they behave somewhat differently from a resistance in an electric circuit. The third contributing component is somewhat beyond the scope of the present article and will be discussed more fully in a later article: it is the effect of posi-

tive and negative feedback, either intentional or accidental.

### Effect of Capacitance

The two kinds of reactance mentioned are due to inductance and capacitance. Taking the second one first: if a capacitor is charged through a series resistance, a voltage applied to the input end of the resistance will take a certain amount of time to charge the capacitor to the same voltage. Fluctuation of voltage at low frequencies at the input end of the resistance, shown in Fig. 2, will produce a corresponding fluctuation of voltage on the capacitor, but with a small delay due to the fact that time is taken for the charge to leak through the resistor to the capacitor. At higher frequencies of fluctuation, the time taken for the charge to leak through the resistor is so long that the full charge does not reach the capacitor before the voltage is alternating in the opposite direction; hence, the voltage fluctuations appearing across the capacitor are considerably smaller than the voltage fluctuations applied to the input end of the resistor.

It is evident from this brief consideration that the effect of charging a capacitor through a resistance is twofold: (a) there is a time delay due to the charging effect of the capacitor, and (b) there is a loss of amplitude in the fluctuation of voltage when the frequency rises. This is illustrated by the graphs in Fig. 3, which represent the waveform at the input end of the resistance and the waveform on the capacitor for two different frequencies. It will be seen how the waveform is delayed and reduced in amplitude in each case, but in somewhat different proportions due to the difference in frequency.

Now suppose that instead of measuring the voltage across the capacitor the voltage across the resistance is measured, still applying the same fluctuating voltage to the combination. This voltage will appear due to the charging current flowing to the capacitor. If the voltage applied at the input end is steady, there will be no voltage across the resistance because there will be a steady charge in the capacitor; but as the voltage at the input end changes, some of the change of voltage will appear across the resistance, due to the fact that the charge on the capacitor takes time to follow the change in input voltage. Finally, if the change in voltage at the input end is so rapid that the charge on the capacitor does not have time to change appreciably during the cycle of fluctuation, then the voltage across the resistance will be almost the same as the applied input voltage.

The condition last described is essentially that which exists in using a coupling capacitor in an amplifier: a fluctuating voltage is developed at the plate of a tube which has to be coupled to the grid of the following tube through the coupling capacitor, as shown in Fig. 4. At high frequencies the coupling capacitor is sufficiently large, so the charge in it remains steady because it does not have time to change at the frequency being used. Consequently, the voltage across the grid resistor  $R_2$  is almost identical with the voltage change across the plate resistor  $R_1$ .

At low frequencies, however, the capacitor absorbs a charge corresponding to a certain amount of the voltage fluctuation appearing at the plate, and only some of the fluctuation is able to appear across resistor  $R_2$  in the grid circuit. This results in a loss of low frequencies. Of course, with a steady voltage, which corresponds to zero frequency, a coupling capacitor assumes a steady state and there is no voltage across the grid resistor at all.

To summarize the effect of capacitance in a circuit: if the capacitance is across the voltage to be used, as for example the stray capacitance between the grid and cathode terminal of a tube or any other small capacitances of this nature, the result is a loss of the extremely high frequencies—because the capacitance does not have time to charge to the fluctuations at these frequencies.

Stray capacitances are not usually shown on a printed schematic, and they are not recognized as physical components. Such a capacitance is made up of the inevitable capacity that everything possesses for storing a few electrons as its electrical potential changes. Figure 5 shows how it may be imagined. On the other hand, where the capacitance takes the form of a series feed to the resistor, as in the case of a coupling capacitor, the result is a loss of low frequencies.

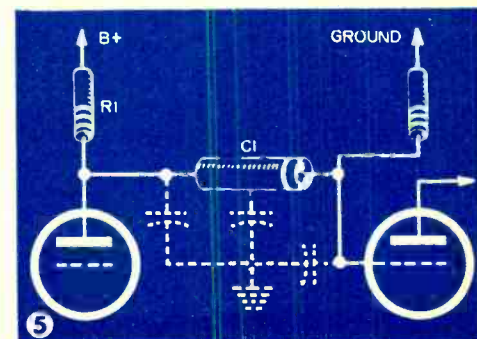
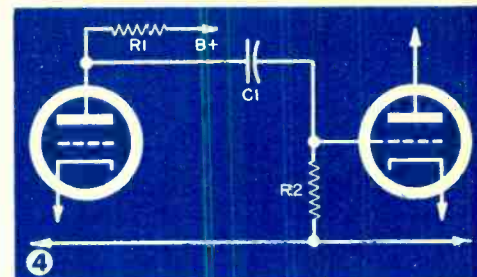
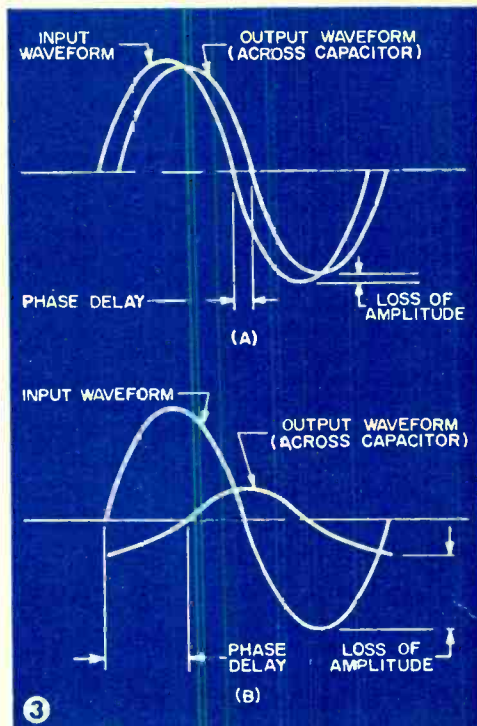

(To be continued)

Fig. 2. Relation between resistance and capacitance in this common arrangement will give rise to phase delay and other losses.

Fig. 3. Input and output waveforms of Fig. 2 at (A) low and (B) high frequencies, showing the increase in phase delay and loss of amplitude as the frequency is increased.

Fig. 4. Proper capacitance values are required between stages in the amplifier. Too low a value results in high-frequency loss.

Fig. 5. Stray capacitance effects (dashed lines) cause small high-frequency losses.



**T**O THOSE accustomed to the type of music obtainable with low-cost table-model radio receivers, listening to a high-quality audio system connected to a high-fidelity tuner will reveal a tonal quality never thought possible. Take a good-quality phonograph amplifier with matched speaker system, add the simple hi-fi tuner shown in the photographs, connect an antenna and ground . . . and prepare for real listening enjoyment.

Hi-fi fans (frequently called "audiophiles") will be familiar with the expression "tuner." For the uninitiated, a tuner is a basic radio receiver, but without an audio power amplifier or loudspeaker. It is designed to be used with a separate audio system to form a complete receiver. Tuners may be used with both commercial and home-built audio amplifiers, including public address systems, but they give best results when used with a high-fidelity installation.

Although this simple hi-fi tuner will meet the requirements of a discriminating

ferred—the circuit is simpler, requires fewer parts, wiring is easier, and no power source is necessary.

Components needed for both versions of the tuner are specified in the parts list. Those parts used only in the powered version are identified. All parts are standard and should be available at local radio parts distributors. If there is no distributor near at hand, the items needed can be purchased through one of the large mail order supply houses advertising in this magazine.

*Construction Hints:* A commercially available prepunched metal chassis base was used in the model. With this chassis, no chassis machine work will be required to assemble the non-powered version. To assemble the powered version of the tuner, it will be necessary to drill and punch a few additional holes.

To bend the chassis base from sheet metal, use the layout shown in the photographs as a general guide. Except for the mounting holes, exact dimensions are not critical. Locate mounting holes exactly

# Build Your Own

## HI-FI TUNER

audiophile, the circuit used is not at all complicated. Even a beginner should have little or no trouble assembling the tuner in two or three evenings or on a week-end.

### Assembling the Tuner

Either one of two versions of the tuner may be assembled, depending on the requirements of the individual builder. The schematic wiring diagram for a *powered* version is given in Fig. 1, while the circuit changes necessary for a *non-powered* version are shown in Fig. 2. The photographs show the powered version.

Operation of both versions is similar, except that the powered version requires a source of line voltage (117 volts, a.c.) and has somewhat greater sensitivity, permitting its use with most audio amplifiers without a preamplifier. On the other hand, if an audio system has a good preamplifier, the non-powered version may be pre-


ferred—by holding the part to be mounted on the chassis and marking hole locations with a scribe.

With the chassis machine work completed, mount the major components, using small machine screws, nuts and lock washers. The photographs of the model will serve as a guide in determining parts location. Above chassis parts are identified in Fig. 4, below chassis parts in Fig. 3.

Wiring is comparatively easy and straightforward. There is plenty of room below the chassis, so don't worry about working in tight corners. Coil lug connections are identified in Fig. 1. Only a few general precautions should be observed in wiring the unit.

In assembling the powered version, take care when soldering leads to the selenium rectifier, SR1. Complete this soldering as quickly as practicable to avoid overheating the terminals. Be sure to observe cor-





Over-all view of powered tuner without cabinet, showing pilot lights and dial (top), and the unit installed in a metal cabinet (bottom).

By **LOUIS E. GARNER, Jr.**

*Here is an AM tuner which will reproduce the full range of audio frequencies transmitted by local broadcast stations*

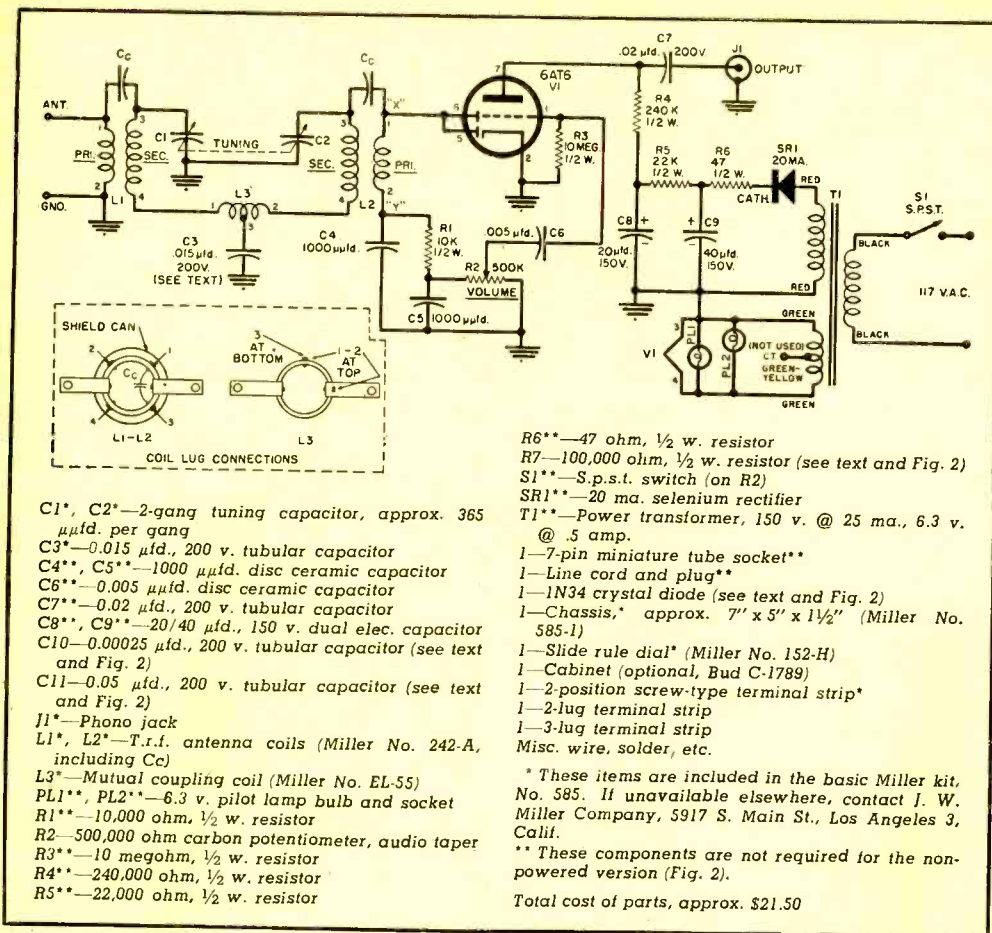


Fig. 1. Schematic diagram and parts list for the powered version of the AM tuner.

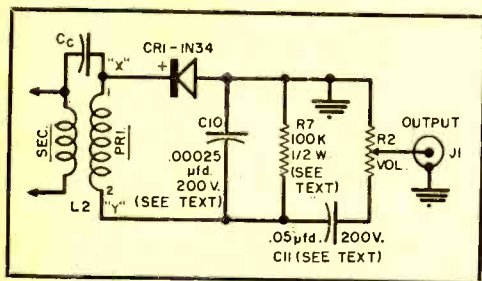


Fig. 2. Partial schematic of non-powered unit.

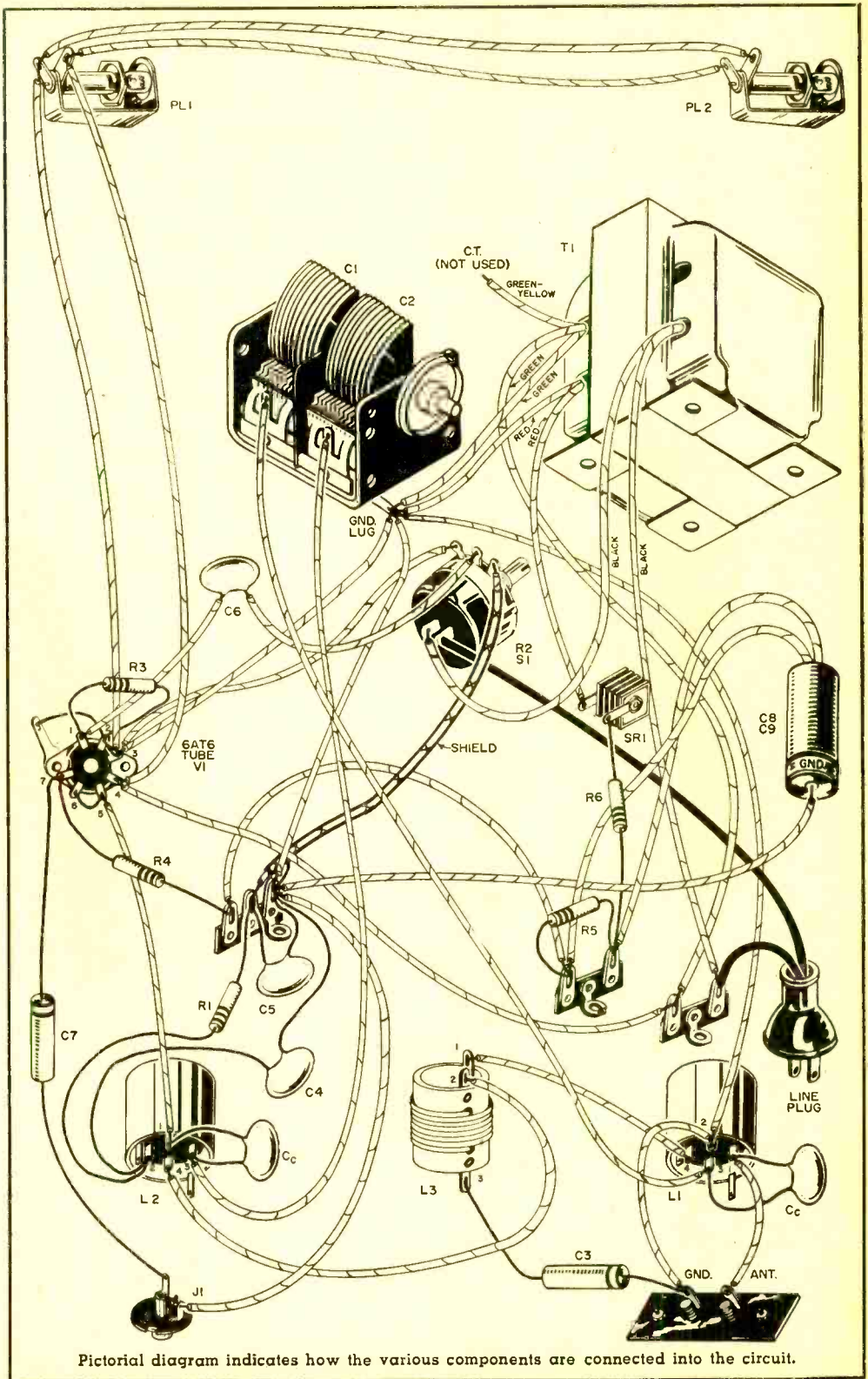
rect lead polarity when connecting the electrolytic filter capacitor (C8, C9). Shield any long leads carrying audio signals to avoid hum pickup.

Parts C10, C11, R7 and the 1N34 crystal diode are used only in the non-powered version of the tuner. In building this version, wire the r.f. circuit as shown in Fig. 1 up to points "X" and "Y." From these two points, follow the circuit in Fig. 2. When installing the 1N34 diode, take special

pains to avoid heat damage. Use reasonably long leads and hold each lead with a pair of long-nosed pliers while soldering the diode in place. The pliers tend to absorb heat, keeping it away from the sensitive part of the diode.

When the wiring is completed, double check for possible errors. Install the 6AT6 vacuum tube (if the powered version has been assembled) and mount the control knobs. Prepare a length of shielded single-conductor cable for connecting the tuner to an audio amplifier. At one end, use a connector to fit the output jack, J1, of the tuner. At the other end, use a connector to match input jack of audio amplifier.

**Alignment:** Alignment of the completed tuner is quite simple and requires no expensive test equipment. All that is necessary is a standard insulated alignment tool for adjusting the small mica trimmer capacitors. One is mounted on each section of the main tuning capacitor and is connected in parallel with it.



Pictorial diagram indicates how the various components are connected into the circuit.

Connect a *good* antenna and ground to the proper terminals of the tuner. Using the shielded connecting cable, connect the tuner to the audio amplifier and turn both units on. Turn up the gain or volume controls on both the tuner and the audio amplifier.

Adjust the tuning dial so that the pointer is at the extreme low frequency end of the dial when the tuning capacitor ( $C1$ ,  $C2$ ) plates are fully meshed. Next, tune in a strong local broadcast station whose operating frequency is near the higher frequency end of the dial (from 1200 to 1600 kc.). Check to see if the dial reading corresponds to the station's operating frequency. If it does, no further adjustment is necessary.

If the dial reading does not correspond to station frequency, use the insulated alignment tool to adjust the small trimmer capacitors mounted on the sides of  $C1$  and  $C2$ , shifting the point at which the station is picked up in the proper direction. . . . i.e., towards the correct station frequency. Continue to adjust the trimmers, retuning the dial each time, until the dial reading corresponds exactly to station frequency when best reception is obtained. Be sure to *adjust both trimmers each time*. When

dial and station frequency correspond, the alignment is complete.

### How It Works

In operation, r.f. signals picked up by the antenna-ground system are coupled into the primary of r.f. transformer  $L1$  in the powered version (Fig. 1).  $L1$ ,  $L2$ ,  $L3$ , and  $C3$ , together with tuning capacitors  $C1$  and  $C2$  and coupling capacitors  $Cc$  form a band-pass tuner circuit which selects the desired station frequency as the values of  $C1$  and  $C2$  are changed. This double-tuned circuit has a bandwidth of 25 kc. at the 2-db points, yet—because of the high  $Q$  of the coils used—is able to separate local stations without difficulty.

The selected r.f. signal, appearing at points "X" and "Y," is applied to the diode section of the 6AT6 dual-purpose tube, where detection occurs.  $R1$ , together with volume control  $R2$ , acts as the diode load resistor, and the detected audio signal appears across these components. Since the resistance of  $R1$  is large compared to that of  $R2$ , most of the audio signal appears across the volume control. However,  $R1$ , acting with capacitors  $C4$  and  $C5$ , serves as an r.f. filter network to remove any r.f. signal that might remain.

Fig. 3. Under-chassis view of powered version of the AM tuner, showing location of selenium rectifier, electrolytic capacitor, and socket for audio amplifier tube V1.





Fig. 4. Rear view of powered version. The power transformer T1 is located above the chassis, while the remainder of the power supply components are mounted below the chassis. See Fig. 3.



A portion of the available audio signal is fed through coupling capacitor C6 to the grid of the triode section of the 6AT6 tube. The amount of signal applied to the grid of the tube depends on the setting of R2. Grid return resistor R3 has a high value and serves to establish contact bias for the triode tube. An amplified audio signal appears across the tube's plate load resistor R4, and is coupled through d.c. blocking capacitor C7 to the output jack J1, where it can be picked up and fed to an audio amplifier.

D.c. operating voltages for the amplifier are obtained from a conventional half-wave rectifier circuit employing the selenium rectifier SR1. R5, together with electrolytic filter capacitors C8 and C9, forms a standard RC "brute force" filter circuit to remove ripple. A small resistor, R6, prevents the current surge into C9 (when the unit is first turned on) from damaging the rectifier.

A.c. voltages for the rectifier circuit, as well as filament voltages for the vacuum tube and pilot lamps, are obtained from transformer T1. A s.p.s.t. switch, S1, serves as a power switch and is mounted on the rear of the volume control R2, as shown in the pictorial diagram.

In the non-powered version of the tuner, the pickup and selection of the r.f. signal is the same as in the powered version. However, the diode tube section is re-

placed by a crystal diode detector (1N34 diode), and no amplification of the audio signal is obtained. Thus, when the non-powered version is assembled, it should be used with an amplifier having a good pre-amplifier section.

#### Installation and Use

The completed hi-fi tuner may either be used "as is" or it may be mounted in a cabinet. It fits well into a commercial metal cabinet (specified in the parts list and shown in the lead photograph) but may also be mounted in a home-built or wooden cabinet.

In order to keep the circuit simple, a straight t.r.f. (tuned radio frequency) circuit has been used, with no r.f. amplification. Therefore, the tuner requires a *good antenna and ground* for proper operation and is designed to be used primarily with local AM broadcast stations. In rural areas having only a few local stations, the sensitivity of the tuner may be greatly increased at a slight loss in selectivity (ability to separate stations) by adding two 15- $\mu$ fd. fixed ceramic capacitors across terminals 1 and 3 of coils L1 and L2. These capacitors are in addition to capacitors Cc already mounted in the coils.

# What



From business to pleasure—Ken Had, pictured above, is dictating a sales report to his home office. It will be mailed and will provide a detailed day-by-day summary of his activities. At the right, Milton Hedin listens to one of many tapes collected throughout the past five years. These tapes are an important part of a hi-fi setup.



By LEON WORTMAN

*Don't miss half the fun of the electronics hobby  
—own and enjoy a magnetic tape recorder*

**I**N ADDITION to providing loads of fun, magnetic tape recorders perform many functions. They act as business machines, teaching tools, scientific devices, law enforcement instruments and aids to the church.

Just what is a tape recorder? After all the time, intelligence, and effort that have gone into making tape recorders practicable, it would be futile to attempt to answer that question in one or two sentences. Generally speaking, a "tape recorder" is a device which mechanically records or impresses sound, data, or intelligence onto a flat ribbon. The material the ribbon is made of is unimportant for the moment.

A "magnetic tape recorder" is a device which does the same thing *electronically* to a flat ribbon coated with a thin layer of

magnetizable material. The magnetized tape ribbon will retain the recorded information indefinitely and will play it back at any time. Therefore, it is sometimes referred to as a "magnetic memory." And like the mind's memory, the tape can be made to "forget" . . . by a simple process known as "erasing."

## Early Recorders

In the early years of recording, magnetic recorders used fine magnetizable steel wire wound on a spool. Years later, steel ribbons—or tapes—were employed. Whether magnetic wire or tape is used, the electronic processes of recording are identical.

The concept of a magnetic tape recorder dates back to 1888, when an article in *Electric World*—written by one Oberlin

# About Tape Recorders?

Smith—proposed that a cord or silk thread be impregnated with steel dust or short clippings of fine steel wire. Smith also suggested that a length of fine steel wire be utilized. But, he confessed, he really considered that idea impractical. Smith never did build a magnetic recording machine. He was content to think and write and leave the construction work to other brilliant men of that era.

It was in the year 1898 that a patent application was finally made for a practical magnetic recorder. The application was filed by a young man, Valdemar Poulsen, who called the device a "Telegraphone." Poulsen's claim to be the first inventor of a practical magnetic recorder has never been challenged. He showed the machine to the public for the first time at the Paris Exposition in the year 1900; for his invention, he won the *Grand Prix*. That same

This is the first of a new series of articles on tape recorders. Something of the historical background is given, as well as many of the uses of modern recorders. Future articles will explain exactly how tape recorders work, and how they may be used to enhance various aspects of modern living. Of particular interest will be an article containing valuable hints on what to look for when shopping for one's own recorder.

year, he acquired a U. S. patent for his "Telegraphone."

Poulsen provided frequent demonstrations that his magnetic wire recorder really worked. It was a great attention-getter and a considerable curiosity wherever it was shown. But no one knew exactly what to do with it, how to put it to some useful work. As magnetic wire recorders, ver-



At the left, a group of scientists is listening to heart beats previously recorded for medical study. Such units capture valuable data that often can not be observed except under unusual conditions. Below, Russell Lund and his family relive their two-week European vacation which they completely tape-recorded.





Joseph Lang, at station WJR, Detroit, Mich., prepares a tape for use as a transcribed radio program. Tapes can be accurately timed to within a small fraction of a second.

sions of the original "Telegraphone" were offered for sale in competition with the wax cylinder dictation machines. The cylinders had it all over the wire spools for simplicity. Moreover, the cylinders in the machines did not snarl as the wire from the spools so often did.

Magnetic wire recorders were also set up to compete with cylinders as home entertainment machines. But they offered no advantages either in economy or quality to offset their unwieldy operation. As a result, magnetic recorders made very slow progress during the first few decades of the 20th century.

Today's magnetic recorders, using flat wound tapes, offer many advantages over other types of recording machines. They range in price from under \$100 to many thousands of dollars. The price a user pays is determined largely by what he expects to get in performance, and what he can afford. At all price levels, most magnetic recorders boast reliable performance, long life, and simple operation.

### Uses of Tape Recorders

The many different ways that tape recorders are used indicates the extent to which they have caught on in modern life. It may well be that before long the recorder will become as widely used as the camera.

*Actors* rehearse dialogue; develop style and delivery; improve diction; even use

magnetic tape recordings for auditions and audience reactions to routines.

*Advertising Agencies* prepare and present to their clients taped ideas for radio and TV shows, commercials, talent auditions; make recorded surveys—house-to-house and man-on-the-street interviews for market research.

*Auctioneers* record inventory, bidding procedures, purchases and their own selling techniques.

*Broadcasters* in AM and FM radio and TV make on-the-spot recordings of interviews, news events, and sports for playback later. They also use tape for off-the-air checks on talent and programs. Often, out-of-town programs coming in over the "lines" are recorded. These are played back and broadcast at a convenient local time.

*Business Offices* tape-record conferences, especially when complex technical problems are discussed. Recordings are made of interviews with prospective key employees. Sales meetings are taped, and sales training sessions with "how-to-sell" demonstrations are presented from tape. Telephoned orders are recorded, as are reports and messages sent to and from branch offices. Traveling salesmen make "call" reports on tape. And the devices are used widely for office dictation.

*Churches* play tape-recorded chimes and music, and record sermons of visiting dignitaries. Clergymen use tape to prepare and rehearse sermons. Tape libraries, available on loan to clergymen, contain many famous sermons as well as complete church services. These are made available to groups and communities which are too small or isolated to have a church of their own. Tape also brings church services to shut-ins. Choir groups learn new and complex hymns and harmonies quickly with tape recorders.

*Department Stores and Supermarkets* play taped music; make special sale announcements and talking displays with magnetic tape recorders.


*Factories* broadcast tape-recorded music all day or at "break" and lunch times, as well as safety and general interest announcements.

*Fire Department Dispatchers* keep recordings of telephoned alarms to verify the address of a fire.

*Funeral Parlors* use appropriate prerecorded tape music.

*Home Recording* is a fascinating form of entertainment, especially because comparatively few people have ever heard their own voices. Recording party fun and listening to the playback is always good for a "howl"! Sound albums of family birth-





Tape recording appears to solve the problem of storing television program material easily. The equipment shown above was used by RCA for the first public demonstration of black-and-white and color TV tape recording. Checking equipment are Dr. Harry F. Olson (standing) and W. D. Houghton of the RCA acoustical research laboratory.

day parties, get-togethers and the baby's voice are as exciting as photo scrapbooks. The home user can easily build a private library of favorite music, radio shows, famous voices and news events. Magnetic tape recorders are a wonderful aid to private music and voice lessons. Many families separated by military service or jobs maintain contact by "corresponding" on tape.

*Lawyers* frequently tape conversations with clients, rehearse courtroom pleas and proceedings.

*Lecturers* make tape-recorded narrations for slide and silent films; also for rehearsal and self-improvement.

*Medical Men* tape office and clinic consultations for case history study. The sounds of good and bad hearts, sick and well lungs, etc., are taught to doctors and students by means of magnetic tape.

*Music Publishers* employ magnetic tape to "spot" check commercial radio and TV use of copyrighted music and jingles; also for song auditions.

*Musicians* rehearse and practice solo or in combinations to check arrangements and make job auditions.

*Nature Study Groups* make good use of portable tape recorders to keep the sounds of nature, birds, wildlife, and even to re-

cord the sounds of life under the sea.

*Police* use tape recorders for taking down confessions, testimony, and other important evidence.

### Aids to Science and Industry

*Schools* employ magnetic recorders quite extensively in all areas, but especially in the departments of music, drama, speech and language. Student self-evaluation, study of dramatic interpretations, oral development and the mastering of new and unfamiliar sounds are all aided by tape recordings.

*Scientific Groups* utilize all kinds of magnetic tape recorders—big and small, fixed and portable—in the lab and in the field. An interesting application is the recording of technical data in situations where the hands are not free or cannot be used (such as in the very cold Arctic regions). Special recorders are employed in advanced research work where data must be taken down at very high speeds, stored and played back later for analysis. Tapes are also used in computers and short- and long-term memory devices.

*Restaurants, Hotels, and Cocktail Lounges* provide incidental and mood music on prerecorded tapes as a background to relaxation.

*Telephone Companies* use tape-recorded messages for automatically announcing weather and time signals.




"Datacord," made by Brush Electronics Co., Cleveland, Ohio, is a tape transport mechanism used for high-speed data recording. Tape, loosely stored at bottom, is pulled up by reel. As it passes recording head, data from computers is impressed on it.

The phenomenon of storing sound on tape and playing it back as desired will be explored in future articles. Hints on what to look for when shopping for a magnetic tape recorder will also be given.

## "Gun" Tunes TV Set

A TELEVISION RECEIVER that is turned on or off by a flash beam from a small pistol-shaped gadget held in the viewer's hand has been announced by the *Zenith Radio Corp.*, 6001 Dickens Ave., Chicago 39, Ill. The beam of light also changes channels and can cut out the sound on long-winded commercials.

Known as "Flash-Matic," this device permits the user to beam the ray of light from



across the room at sensitive "windows" on the corners of the TV set. A flash beam shining in the lower left-hand corner will turn the set on or off. Channels are switched by flashing the light through the upper two windows: a beam in the upper left corner changes channels counterclockwise; one in the upper right corner changes channels clockwise. A beam striking the lower right-hand window effectively tunes out commercials. When desired, another touch of the flash gun will bring the sound on again.

No connecting wires are needed between the set and the "Flash-Matic" control gun. "Flash-Matic" sets can also be operated manually. Nine new receivers using this device have been placed on the market, ranging in price from \$400 upward. -30-

## Recorded "Course In Audio"

DESIGNED TO FASCINATE and edify is the LP record "This Is High Fidelity," issued by *Vox Productions*, 236 West 55th St., New York, N. Y. This disc is essentially a beginner's course in audio, with music and other aural effects illustrating important points.

The listener can actually hear what happens when frequency response is limited or expanded; how a "floating ground" effects reproduction; what influence room acoustics have on sound. The different choirs of the orchestra are explored, as are the basic

elements of music—such as rhythm, pitch, and harmony.

One section of the record contains a step-by-step frequency run from 15,000 cps to 30 cps. This is useful in testing the response of a sound system. Outer edges of the label on each side contain a stroboscopic imprint for checking turntable speed.

The record is accompanied by an attractive brochure that discusses hi-fi, components selection, technical data, and construction kinks. It is a package to delight any music lover or audio enthusiast. -30-

## TV Sets Use 119 Tube Types

ONE HUNDRED AND NINETEEN different receiving tube types are used in 150 different 1954 and 1955 television receivers surveyed, according to the *General Electric Company's* receiving tube subdepartment in Owensboro, Ky. Of various makes and models, the 150 sets had a total of 2950 sockets. This survey was one of a series made to insure availability of replacement tubes in the *G-E* line. -30-

## Novel Portable Radio

STYLED TO MATCH a "Skotch Kooler" is the new "Bagpiper" portable radio. The

4-tube, battery-operated broadcast receiver is completely enclosed in a waterproof, insulated case. Controls, speaker, and whip antenna are mounted on the lid. The insulated construction protects the set from hard knocks and provides a baffle to improve tonal quality. As the chassis is mounted beneath the lid, removal for battery replacement or servicing is simple and easy. The "Bagpiper" is 7½" in diameter, 9¾" high, and weighs 5½ pounds. It retails for \$29.95 and is made by Radio Division, *Lawrence Co., Ltd.*, 2330 Victory Pkwy., Cincinnati 6, Ohio. -30-



# RADIO! TELEVISION! ELECTRONICS!

## A Bright Career for You

## A World of Opportunity **FREE**

REVEALS HOW YOU CAN GAIN QUICKER SUCCESS  
OR TURN YOUR HOBBY INTO A WELL-PAID CAREER  
IN RADIO . . . TELEVISION . . . ELECTRONICS



### Amateurs! Hobbyists! This Free Book Can Launch You on a Career!

#### TURN YOUR HOBBY INTO A HIGH-PAY CAREER!

Today thousands of electronics hobbyists have an opportunity to turn into profits. It's the "Age of Electronics!" Trained men are in crucial demand! You may be "outside" the electronics industries now, working on a job you enjoy far less than experimenting, building, transmitting, receiving; working for less money than is being paid to electronics engineering technicians. But your "true love" is electronics. Why not awaken to your opportunities—now?

#### ELECTRONICS IS SCREAMING FOR MEN LIKE YOU!

Here are just two of the high-level opportunities available from coast to coast:

"Openings will occur in the GS-10 grade, starting salary \$3500 per year, for men who can qualify for the servicing of 35mm motion picture sound and projection equipment. Although some previous experience in this field is desirable, it is not essential if the individual has sufficient training in radio . . ."—Departments of the Army and Air Force.

"Just about four months have passed since I made my first recruiting trip to CREI. As a result of that visit Messers. Kohs, Plante and Wenger are now member of the Laboratories and Mr. Kresge soon will be . . . we have some openings now and will have others . . ."—Bell Telephone Laboratories, Murray Hill, N. J.

"Two openings in our Field Service . . . aircraft electronics . . . starting salary is \$380 and up . . ."—North American Aviation, Inc., Columbus, O.

#### ACQUIRE NECESSARY TRAINING AT HOME

Use spare-time hobby hours for CREI Home Study as thousands of successful technicians have since 1927. Get concentrated training in minimum time, then step into a good job and enjoy good pay in the mushrooming electronics industry.

#### COUNTLESS POSITIONS MUST BE FILLED

And only trained men can fill them. You can get your share, if you take time now to gain that indispensable knowledge.

#### ALL YOU NEED IS ADVANCED TECHNICAL TRAINING

Sure you have some experience. But the fellows with only partial technical knowledge move slowly, or stand still, while you—the man with advanced technical training—plunge ahead in the golden world of electronics opportunities.

#### SEND FOR FREE BOOKLET. IT TELLS YOU HOW

How to gain career success in the tremendous electronics industries. It pinpoints opportunities which exist. By 1960, the electronics industries will do no less than \$10 billion worth of business per year, not counting military orders. Take TV for example: There are about 34,000,000 TV sets and 411 TV stations on the air. Color TV is pushing ahead furiously. There is but one field of maximum opportunity in this electronic age.

#### CREI TRAINS YOU IN MINIMUM TIME AT HOME

Thousands of men before you have benefited quickly from CREI Home Study training. Thousands of CREI graduates are now employed in industry here and abroad. Here is what they say:

"In this time of less than two years, I have almost doubled my salary and have gone from wireman, to engineering assistant and now to junior engineer. I have CREI to thank."—Frank A. Eckert, 22 Clover Lane, Levittown, Pa.

#### Famous for 28 YEARS

CREI is known and respected throughout the Electronic world. Since 1927 we have trained thousands in the military, industry and government. "ASK ANY ENGINEER."

**VETERAN?** If discharged after June 27, 1950, let new GI Bill of Rights help you get resident instruction. Check coupon for full data.

#### LIKE TO STUDY IN WASHINGTON?

CREI also offers resident instruction at same high level day or night. Classes start often. Check coupon for Residence School catalog. Qualified residence graduates earn degree: "Associate in Applied Science."

To help us answer your request intelligently, please give the following information:

EMPLOYED BY .....

TYPE OF PRESENT WORK .....

SCHOOL BACKGROUND .....

ELECTRONICS EXPERIENCE .....

IN WHAT BRANCH OF ELECTRONICS ARE YOU MOST INTERESTED? .....

### MAIL THIS COUPON . . . TODAY!

**CAPITOL RADIO ENGINEERING INSTITUTE**  
Accredited Technical Institute Curricula—Founded In 1927  
3224 16th St., N. W., Dept. 129B, Washington 10, D. C.

Send booklet "Your Future in the New World of Electronics" and course outline.

CHECK FIELD OF GREATEST INTEREST  Practical Radio Engineering  Broadcast Radio Engineering (AM, FM, TV)  Practical Television Engineering  Aeronautical Radio Engineering

Name .....

Street .....


City ..... Zone ..... State .....

Check:  Home Study  Residence School  Veteran



# Build YOUR OWN HEATHKITS

INTERESTING—EDUCATIONAL



work has already been done for you. No cutting, drilling, or painting required. All parts furnished including tubes. Knowledge of electronics, circuits, etc., not required to successfully build Heathkits.

## New PRINTED CIRCUIT VACUUM TUBE VOLTMETER KIT

The VTVM is the standard basic voltage measuring instrument for radio and TV servicemen, engineers, laboratory technicians, experimenters, and hobbyists. Because of its extremely high input resistance (11 megohms) the loading effect on the circuit being measured, is virtually negligible. The entire instrument is easy to build from a complete kit, with a detailed step-by-step Construction Manual. Featured in this instrument is an easy-to-wire fool-proof printed circuit board which cuts assembly time in half.

**CIRCUIT AND RANGES:** Full wave AC input rectifier permits 7 peak-to-peak voltage ranges with upper limits of 4000 volts peak-to-peak. Just the ticket for you TV servicemen. Seven voltage ranges, 1.5, 5, 15, 50, 150, 500 and 1500 volts DC and AC RMS. Peak-to-peak ranges 4, 14, 40, 140, 400, 1400, and 4000 volts. Ohmmeter ranges X1, X10, X100, X1000, X10K, X100K, X1 meg. Additional features are a db scale, center scale zero position, and a polarity reversal switch.

**IMPORTANT DESIGN FEATURES:** Transformer operated—1% precision resistors—6AL5 and 12AU7 tubes—selenium power rectifier—individual AC and DC calibrations smoother improved zero adjust control action—new panel styling and color—new placement of pilot light—new positive contact battery mounting—new knobs—test leads included. Easily the best buy in kit instruments.

New Peak-to-peak meter scale—New color harmony—New control knobs.

New printed circuit board for faster, easier construction—exact duplication of Laboratory development model.



New charcoal gray baked enamel panel with highly readable white lettering.

Model V-7

**\$24<sup>50</sup>**

Shpg. Wt. 7 lbs.

New easy-to-read open panel layout. Off-on switch incorporated in selector switch.

## Heathkit HANDITESTER KIT



The Heathkit Model M-1 Handitester readily fulfills all requirements for a compact, portable volt-ohm-milliammeter. Its small size permits the instrument to be tucked into your coat pocket, tool box or glove compartment of your car. Always the "handitester" for those simple repair jobs. Packed with every desirable feature required in an instrument of this type. AC or DC voltage ranges, full scale 10, 30, 300, 1000 and 5000 volts. Ohmmeter ranges 0-3000 ohms and 0-300,000 ohms. DC milliammeter ranges 0-10 milliamperes and 0-100 milliamperes. Uses 400 microampere meter—1% precision resistors—hearing aid type ohms adjust control—high quality Bradley rectifier. Test leads are included.

MODEL M-1

**\$14<sup>50</sup>**

Shpg. Wt. 3 lbs.

## Heathkit MULTIMETER KIT



Here is an instrument packed with every desirable service feature and all of the measurement ranges you need or want. High sensitivity 20,000 ohms per volt DC, 5000 ohms per volt AC. Has the advantage of complete portability through freedom from AC line—provides service ranges of direct current measurements from 150 microamperes up to 15 amperes—can be safely operated in RF fields without impairing accuracy of measurement.

Full scale AC and DC voltage ranges of 1.5, 5, 50, 150, 500, 1500, and 5000 volts. Direct current ranges are 150 microamperes, 15, 150, and 500 milliamperes and 15 amperes. Resistances are measured from .2 ohms to 20 megohms in three ranges and db range from -10 to +65 db. Ohmmeter batteries and necessary test leads are furnished with the kit.

MODEL MM-1

**\$29<sup>50</sup>** Shpg. Wt. 6 lbs.

**HEATH COMPANY**  
A SUBSIDIARY OF DAYSTROM, INC.  
BENTON HARBOR 10, MICHIGAN

**New**  
PRINTED  
CIRCUIT

# Heathkit 3" OSCILLOSCOPE KIT



Model  
OL-1

**\$29<sup>50</sup>**

Shgp. Wt.  
15 lbs.

Ideal for individual home work shop, ham shack, or as extra instrument for outside servicing.

Compact size, light weight, portable — perfect for service work or field operation.


New, modern styling, gray lettering, white gray knobs and case — contrasting red and black terminal posts.

New printed circuit for constant circuit performance, rugged component mounting — assembly time cut in half!

Measures only 11 3/4" x 6 3/4" x 19 1/2" and weighs only 11 pounds.

**USE:** This brand new Utility Scope was designed especially for servicemen and radio amateurs, and is adaptable for use in all general Scope applications. Perfect for modulation monitoring, etc. Use it to tackle alignment or adjustment problems. Equally valuable in breadboard work. A must for ham shack or for outside servicing.

**DESCRIPTION:** Front panel controls of the Model OL-1 are "bench tested" for ease of operation and convenience. Sharp focusing 3" CRT. Printed circuit for ease of assembly and constant performance. Assembly time cut in half! High quality electronic components used. Sensitive hor. and vert. amplifiers with broad freq. response; cathode follower for isolation. Push-pull hor. and vert. output to deflection plates. Int. .60 cycle, or ext. sync. Sweep freq. range 10-100,000 cycles. Direct connection to deflection plates. Provision for Z axis input. Uses 3GP1 CRT, 4-12AU7 hor. and vert. amplifiers, 1-12AX7 sweep gen., 1-6X4 LV rect., and 1-1V2 HV rect. The Heathkit Model OL-1 is a real standout value at only \$29.50, and is another example of the famous Heathkit combination; quality plus economy.



# Heathkit SIGNAL GENERATOR KIT

**USE:** This instrument is "serviceman engineered" to fill the requirement for a reliable basic service instrument at moderate cost. Frequency coverage extends in five bands from 160 Kc to 110 Mc on fundamentals, and dial is calibrated to 220 Mc for harmonics. Pre-wound and pre-aligned coils make calibration unnecessary for service applications.

**DESCRIPTION:** The Heathkit Model SG-8 Signal Generator provides a stable modulated or unmodulated RF output of at least 100,000 microvolts which can be controlled by both a continuously variable and a fixed step attenuator. Internal modulation is at 400 cycles, or can be externally modulated. AF output of 2-3 volts is also available for audio testing. Uses dual purpose 12AU7 as Colpitts RF oscillator and cathode follower for stable, isolated, low impedance output, and type 6C4 tube for 400 cycle oscillator. Operation of the SG-8 is well within the frequency limits normally required for service work. Modern styling features high definition white letters on charcoal gray panel with re-designed control knobs. Modern professional appearance and Heathkit engineering know-how combine to place this instrument in the "best buy" category. Only \$19.50 complete.

New, modern panel and knob styling — professional appearance and professional performance.

Broad frequency coverage — fundamentals from 160 KC to 110 MC in 5 bands — up to 220 MC on calibrated harmonics.

Cathode follower output for good isolation — fixed step and continuously variable attenuation.



Output selection — internal modulation, pure r.f., or audio output.

MODEL SG-8 **\$19<sup>50</sup>** Shgp. Wt. 3 lbs.



MODEL  
AM-1

**\$14<sup>50</sup>** Shgp. Wt. 2 lbs.

# Heathkit ANTENNA IMPEDANCE METER KIT

The Model AM-1 Antenna Impedance Meter makes an ideal companion unit for the GD-1B Grid Dip Meter or a valuable instrument in its own right. Perfect for checking antenna and receiver impedance and match for optimum system operation. Use on transmission lines, half-wave, folded dipole, or beam antennas. Will double as monitor or relative field strength meter. Covers freq. range of 0-150 Mc and impedance range of 0-600 ohms. Uses 100 microampere meter and special calibrated potentiometer. A real buy at only \$14.50 complete.

# Heathkit GRID DIP METER KIT

Amateurs and servicemen have proven the value of this grid dip meter many times over. Indispensable for locating parasitics, neutralizing, and aligning filters and traps in TV or Radio and for interference problems. The Model GD-1B covers from 2 Mc to 250 Mc with 5 pre-wound coils. Featuring a sensitive 500 microampere meter and phone jack, the GD-1B uses a 6AF4 or 6T4 tube. An essential tool for the ham or serviceman.



MODEL  
GD-1B

**\$19<sup>50</sup>** Shgp. Wt. 4 lbs.


**ACCESSORIES:** Low freq. coverage to 555 KC with two extra coils and calibration curve. Set No. 341A for GD-1B and set No. 341 for GE-1A. Shipping weight 1 lb. Only \$3.00.

# HEATH COMPANY

A SUBSIDIARY OF DAYSTROM, INC.  
BENTON HARBOR 10, MICHIGAN

# New

# Heathkit VFO KIT



MODEL VF-1

**\$1950**

Ship. Wt. 7 lbs.

- Smooth acting illuminated and precalibrated dial.
- 6AU6 electron coupled Clapp oscillator and OA2 voltage regulator.
- 7 Band coverage, 160 through 10 meters—10 Volt RF output.
- Copper plated chassis—aluminum cabinet—easy to build—direct keying.

Here is the new Heathkit VFO you have been waiting for. The perfect companion to the Heathkit Model AT-1 Transmitter. It has sufficient output to drive any multi-stage transmitter of modern design. A terrific combination of outstanding features at a low kit price. Good mechanical

and electrical design insures operating stability. Coils are wound on heavy duty ceramic forms, using Litz or double cellulose wire coated with polystyrene cement. Variable capacitor is of differential type construction, especially designed for maximum bandwidth and features ceramic insulation and double bearings.

This kit is furnished with a carefully precalibrated dial which provides well over two feet of calibrated dial scale. Smooth acting vernier reduction drive insures easy tuning and zero beating. Power requirements 6.3 volts AC at .45 amperes and 250 volts DC at 15 mills. Just plug it into the power receptacle provided on the rear of the AT-1 Transmitter Kit. The VFO coaxial output cable terminates in plastic plug to fit standard 1/4" crystal holder. Construction is simple and wiring is easy.


Open layout — easy to build — simplified wiring.

Smooth acting illuminated dial drive.


Clean appearance rugged construction — accessible calibrating adjustments.

Copper plated chassis — all shielding.

Ceramic coil forms — differential condenser.



# Heathkit AMATEUR TRANSMITTER KIT



MODEL AT-1

**\$2950**

Ship. Wt. 16 lbs.

### SPECIFICATIONS:

Range 80, 40, 20, 15, 11, 10 meters.  
 6AG7 ..... Oscillator-multiplier.  
 6L6 ..... Amplifier-doubler.  
 5U4G ..... Rectifier.  
 105-125 Volt A.C. 50-60 cycles 100 watts. Size: 8 1/8 inch high x 13 1/8 inch wide x 7 inch deep.

Crystal or VFO excitation.


Here is a major Heathkit addition to the Ham radio field, the AT-1 Transmitter Kit, incorporating many desirable design features at the lowest possible dollar-per-watts price. Panel mounted crystal socket, stand-by switch, key click filter, A. C. line filtering, good shielding, etc. VFO or crystal excitation—up to 35 watts input. Built-in power supply provides 425 volts at 100 MA. Amazingly low kit price includes all circuit components, tubes, cabinet, punched chassis, and detailed construction manual.

Rugged, an construction.

Prewound coils — metered operation.

Single knob band switching.

52 ohm coaxial output.




Built-in power supply.

# Heathkit COMMUNICATIONS RECEIVER KIT

RF gain control with AVC or MVC.

Electrical bandwidth and scale.

Stable BFO oscillator circuit.



Four band operation 535 to 35 Mc.

Noise limiter—standby switch.


1/2 inch PM Speaker-Headphone Jack.

Six tube operation.

### SPECIFICATIONS:

Range..... 535 Kc to 35 Mc  
 12BE6 ..... Mixer-oscillator  
 12BA6 ..... I. F. Amplifier  
 12AV6 Detector—AVC—audio  
 12BA6 ..... B. F. O. oscillator  
 12A6 ..... Beam power output  
 5Y3GT ..... Rectifier  
 105 - 125 volts A.C. 50-60 cycles, 45 watts.

A new Heathkit AR-2 communications receiver. The ideal companion piece for the AT-1 Transmitter. Electrical bandwidth scale for tuning and logging convenience. High gain miniature tubes and IF transformers for high sensitivity and good signal to noise ratio. Construct your own Communications Receiver at a very substantial saving. Supplied with all tubes, punched and formed sheet metal parts, speaker, circuit components, and detailed step-by-step construction manual.



MODEL AR-2

**\$2550**

Ship. Wt. 12 lbs.

CABINET:

Proxylon impregnated fabric covered plywood cabinet. Ship. weight 5 lbs. Number 91-10, \$4.50.

**HEATH COMPANY**  
 A SUBSIDIARY OF DAYSTROM, INC.  
 BENTON HARBOR 10, MICHIGAN

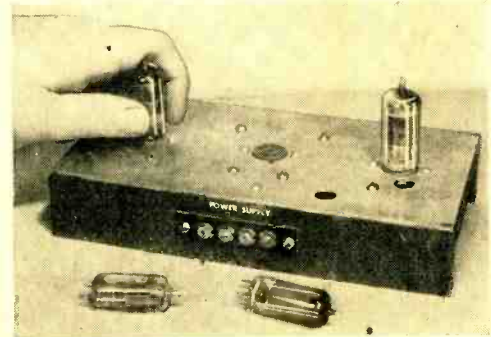


# SAVE YOUR OLD TUBES

EVEN if your old vacuum tubes have low emission and register in the "bad" portion of your tube checker, or even if they have internal shorts, don't throw them away as long as the heaters are in good condition. These tube filaments may be used as inexpensive "ballast" resistors in experimental circuits. Here is the way it is done.

To determine the "hot" resistance of the heater, refer to a tube manual for the rated voltage and heater current and then apply Ohm's law. For example, a type 12SQ7 tube has a heater rated at 12.6 volts and .15 amp. Applying Ohm's law, we find that the hot resistance is 84 ohms. The "cold" resistance may be determined by an ohmmeter. Actual resistance in the circuit will be somewhere in between the "hot" and "cold" values, depending on how much current flows through the heater. If desired, this value may be determined experimentally.

You'll find that old tubes are especially valuable for "filling out" series heater strings. As an example, suppose that you are assembling a simple audio amplifier using a 12SL7, a 35Z5, and a 50L6. If the tube heaters are connected in series, the total drop is only around 97 volts. You



A tube whose performance is not suitable in regular circuits can be salvaged for other uses.

can fill out the string to bring it up to line voltage by connecting the heaters of two old 12-volt tubes in series with the amplifier tubes.

Choose tubes with the same heater current ratings as the other tubes in the particular string (.15 amp for the tubes cited in the example) and connect leads only to the heater pins.

It is as simple as all that. So the next time you are tempted to toss a radio tube in the wastebasket, run through the uses to which it might be put, stay your hand, and save money!

## LEKTRON SPECIALTIES KIT KING KIT KARNIVAL!

### BONUS! KIT OF THE MONTH!

Your choice of  
**ANY KIT FREE**  
with each \$10  
order

#### Diode Panic! Exclusive!

4 diodes: 1N34A, 1N48, 1N58, 1N81. While they last—\$4.16 worth of popular shop, school, lab units for only \$1. Order now!

\$1

**125 CARBON RESISTORS.** 40 values: 100 ohms to 1 meg. 1/8, 1/2, 1 & 2w. Many 5%. Uninsulated. A Rare buy! Wt. 1 lb. Reg. \$21.

**2000 NUTS, HARDWARE,** screws, nuts, lugs, grommets, washers, etc. Wt. 3 lbs. Reg. \$11.

**20 POWER RESISTORS.** Wire-wound: 20 values: 5 ohms to 10,000 ohms, 5 to 50 w. Candelum & tubular: wire & lug terms. Wt. 2 lbs. Reg. \$15.

**60 TUBULAR CONDENSERS.** .00035 to 1 mf. up to 1800V. 23 values. Wt. 2 lbs. Reg. \$10.

**R/C ASSEMBLY** on term. strips: 70 moulded, paper & mica cap. 100 values. .047 mf to 600V; 45 1/2w resistors. Wt. 1 lb. Reg. \$15.

**200 COIL FORMS,** ceramic & bakelite, 50 sizes & styles; some worth \$2 ea. \$20 value! Wt. 2 lbs.

**10 PANEL LITE ASSEMBLIES.** Builders' must! Ass'd. colored jewels. Dialco, Drake, etc. Some w/ built-in neon lamp for 110 VAC. Reg. \$8.50.

**10 PRECISION RESISTORS.** 10 values, 1/2, 1 & 2w; 1/2, 1 & 2w. Carlson & W. IRC, Wilkor, Dale. Some worth \$12. Reg. \$25.

**10 BATHTUB OILS.** Long lasting! 8 values: 0.1 to 2 mf. up to 600 VDC. Reg. \$25. Wt. 4 lbs.

**50 COILS & CHOKES.** Wide ass't. osc., peaking, slug-tuned coils, RF, parasitic chokes. 20 types for TV, radio, lab & ham use. Wt. 1 lb. Reg. \$25.

**70 TERM. POSTS & STRIPS.** Builders' special! Ass'd. binding posts, screw & lug strips (1 to 10 terms.) Reg. \$5. Wt. 1/2 lb.

**1500 PIECES SPAGHETTI** tubing. Ass'd. sizes, lengths to 4". Reg. \$7.

**75 KNOBS,** TV, radio, lab. Some worth 25¢ ea. 15 types; push-on, set screw. Wt. 1 lb. Reg. \$8.50.

**25 CERAMIC & MICA TRIMMERS.** Erie TS2A, etc. plus Elmenco mica types. Singles, duals; 12 sizes. Wt. 1 lb. Reg. \$16.

**60 MICA CONDENSERS.** Rare bargain! Postage stamp type. 20 values: .00001 to .01 mf. Many silver, 5%. Wt. 1/2 lb. Reg. \$17.

**10 ELECTROLYTICS.** Tubular. FP styles. 8 to 1000 mf. up to 450V. Multiple sections, 100! Wt. 2 lbs. Reg. \$11.

**60 INSULATED RESISTORS.** 60 popular values; 15 ohms to 20 megs. 1/2, 1 and 2w. Many 5%. Wt. 1/2 lb. Reg. \$15.

**50 CERAMIC CONDENSERS.** Shop must! Tubular, disc, button types. 20 values. 2 to 7000mf. Wt. 1 lb. Reg. \$13.

**15 CONTROLS.** Up to 1 meg. 12 TV, radio, lab values, some w/switch. Concentric type, too! Wt. 2 lbs. Reg. \$12.

**25 TUBE SOCKETS.** 4, 6, 12, TV, radio, lab values, some ceramic, mica; some shield base. 10 types. Wt. 1 lb. Reg. \$6.50.

**15 SWITCHES.** Rotary, push, micro; wide variety. Experiments, meter! Wt. 2 lbs. Reg. \$12.

**10 RADIO CHASSIS.** 5, 6 & 7 tube punched chassis. New! Workshop must! Wt. 8 lbs. Reg. \$8.50.

**40 TUBULAR OIL COND.** Metal and paper clad. .02 to .5mf up to 350 V. Generator types, 100. Wt. 3 lbs. Reg. \$22.

**DO-IT-YOURSELF KIT #1.** Threaded iron slugs and forms to make 50 matched slug-tuned coils plus 50 spare slugs. Wt. 2 lbs. Reg. \$13.

**10 PANEL SWITCHES.** Toggle, bat handle, momentary push, w/10 "ON-OFF" switch plates. Builders' must! Wt. 1 lb. Reg. \$8.

**TEN 25-ft. ROLLS WIRE.** Plastic & cloth insulated, solid & stranded. 2 1/8 to 24. Ass'd. colors. Wt. 2 lbs. Reg. \$3.50.

**WIRE BY THE POUND!** Hundreds of pre-cut, tinned lengths (5" to 18"). Ass'd. sizes, colors, insulation; mostly stranded. 4 lbs. Reg. \$10.

**150 CABLE CLAMPS.** Handy ass't. of Adel, Timmerman, harness, cable, condenser clamps. Many sizes. Rubber insulated, too! Wt. 1 lb. Reg. \$6.

**8-PC. NUTDRIVER KIT.** Shop must! Amber plastic handle, 3/16, 7/32, 1/4, 5/16, 11/32, 3/8, 7/16", steel socket wrenches in clear plastic case. Wt. 1/2 lb. \$3.50 value.

### SAVE OVER \$6 ON 110VAC OR 10VDC PANEL METERS

Triplet 3" rd bakelite. Ideal for 110VAC line for shop and lab panels. In orig. cartons. Reg. \$8.  
Marion 3" rect. bakelite. Measures your 6VDC supply battery chargers, etc. Max. 10VDC. Orig. ctns. Reg. \$8.

**\$1.88**

2 for \$3.50

### LUX PRECISION "MINUTE MINDER" TIMER

Brand new! Same unit sold across the country for \$6.50. Handsome white enamel case. Two dials (red & gray) for accurate split-minute timing. Loud bell at end of cycle. Complete with instruction sheet. Wt. 2 lbs. Reg. \$6.50.



**\$2.88**

**LOOK! 275ma TRANSFORMER & 200ma CHOKE**  
Double bell type transformer, electrostatic shield, color coded leads. In: 115/1/60. Out: 250-0-230  
275ma; 58¢ @ 6A (2 3/4" x 3"); 0.3VCT @ 4A;  
or 12V @ 6A. Choke: 2H-200ma, strain mtg. \$20  
Value! Wt. 10 lbs.

**BOTH FOR ONLY \$3.50**

Please send check or M.O. Include postage. C.O.D. orders 25% down payment. Rated accounts NET 30.

**LEKTRON SPECIALTIES** DEPT E9  
28 Gardiner Street CH 3-6325 Chelsea 50, Mass.  
WRITE FOR OUR LATEST BARGAIN-FILLED BULLETIN



## Pocket-Size Wire Recorder

WIRE RECORDINGS can be made under any conditions—indoors or out—with the new “Minifon P55.” This pocket-size recorder uses what is said to be the world’s tiniest



electric motor. Though small enough to fit into a man’s pocket, the P55 will make recordings up to five hours on a single reel of wire thinner than a human hair.

Push-button control provides instantaneous action for recording, stopping, rewinding, playback, and erasing. Recordings can be played through earphones, speaker-microphone, any radio, TV set, or external amplifier. Accessories include a combination speaker-microphone for recording and playback, a wrist watch microphone, and a dictation foot-switch.

Price is \$289.50, complete with crystal microphone, earphones, ½-hour reel of wire, and the batteries to power the unit.

## 8-Pole Magnetic Hi-Fi Pickup

A MAGNETIC COIL surrounded by eight poles is the heart of a novel phono pickup introduced recently by the *Fenton Co.*, 15 Moore St., New York 4, N. Y. Known as the “B & O Lo-Z,” the magnetic cartridge is a Danish contribution to the American hi-fi market.

Frequency response is said to be flat from 20 to 16,000 cycles  $\pm 2$  db, then gradually rising as it approaches 20,000 cps. Other reported features include very small mass and negligible inertia, freedom from resonance over the whole audible range, high compliance, and very low record wear. Cartridge snaps into mounting hardware to fit most phono arms.

The following models are available at the net prices indicated: single stylus, sap-

Made in Western Germany by *Protona, GMBH*, Hanover, the “Minifon P55” is marketed in America by *Geiss-America*, Chicago 45, Ill.

-30-

## Low-Cost Battery Tester

AVAILABLE IN EITHER KIT or wired form is the new *EICO* Model 584 battery tester.


This device will test A or B batteries for portable radios, hearing-aid, lantern, and radiation counter batteries, as well as many other types. Because it provides a simulated load for the battery being checked, the battery’s terminal voltage can be effectively brought to the same level as occurs under actual operating conditions.

The resultant measurement is said to be more accurate than is possible with the use of a conventional voltmeter. The kit sells for \$9.98; the wired model is priced at \$12.95. For additional information, write to *Electronic Instruments Co., Inc.*, 84 Withers St., Brooklyn 11, N. Y.

-30-



phire tip, for standard (78-rpm) discs, \$7.50; single stylus, sapphire tip, for micro-groove (LP) records, \$7.50; dual stylus, sapphire tip, for both standard and LP records, \$7.95; single stylus, diamond tip for LP’s, \$18.95; and dual stylus, sapphire




tip for standard discs and diamond tip for LP’s, \$19.95. For additional information, write to the *Fenton Co.*

-30-

# LEARN **basic electricity electronics**

## THE EASY "PICTURE BOOK" WAY!



**Just Released: The fabulous ILLUSTRATED Training Course now used by the U. S. Navy!**

### You Learn by Pictures

Over 25,000 Navy trainees have already learned Basic Electricity and Basic Electronics this easy, "Picture Book" way! Now, for the first time, YOU can master the basics of Electricity and Electronics with this same "Learn-by-Pictures" training course! Over 1,700 simple, easy-to-understand drawings explain every section—these "teaching" pictures actually make up more than half the *entire* course! No other Basic Electricity or Basic Electronics course in America uses this revolutionary illustrative technique! You learn faster and easier than you'd dream possible!

### A Complete Idea on Every Page

Here's how this easy, illustrated course works: *every page* covers one complete idea! There's at least one big illustration on that *same* page to explain it! What's more, an imaginary instructor stands figuratively at your elbow, doing "demonstrations" that make it even *easier* for you to understand. Then, at the end of every section, you'll find *review pages* that highlight the important topics you've just covered. You build a thorough, step-by-step knowledge at your own pace—as fast as you yourself want to go!

### Everyday English—A Course Anyone Can Understand

Sponsored by the Navy to turn out trained technicians in record time, this modern course presents Basic Electricity and Basic Electronics in a simple way that *everyone* can grasp—regardless of *previous education*! Every phase is made *instantly clear*—explained in plain, down to earth English—with *hundreds* of easy-to-understand illustrations to help you!

### 10 Complete Volumes

Volumes 1 and 2 of "Basic Electricity" cover DC components and circuits; Volumes 3 and 4 cover AC components and circuits; Volume 5 covers AC and DC motors and machinery.

Volume 1 of "Basic Electronics" covers Diodes & Power Supplies; Vols. 2 and 3 cover Amplifiers & Oscillators; Vols. 4 and 5 cover Transmitters & Receivers.

### Home Study Without Correspondence

This course is so *different*, so *complete*—there's no need for the usual letter writing, question and answer correspondence! Learn at home—at your own pace!

### 10 Day Examination—Money Back Guarantee

Send today for these exciting new training courses—you *risk nothing*! When you receive the volumes, examine them in your own home for 10 full days. If, at the end of that time, you're not completely satisfied, simply return the books to us and we'll gladly *refund your full purchase price*! Total cost for either 5-volume course is only \$9.00! In Canada, prices approximately 5% higher.

### ORDER TODAY!

These books are sold by electronics parts jobbers and book stores. If YOUR dealer doesn't have these books, mail this coupon to us!

**JOHN F. RIDER PUBLISHER, INC.**  
480 Canal Street, N.Y.C.

I have enclosed \$..... Please send me  
 5-vol. Basic Electricity set @ \$9 set  
 5-vol. Basic Electronics set @ \$9 set  
 Both sets. I understand I may return the books in 10 days, and receive a complete refund of the full purchase price if I am not satisfied.  
 Add state or city sales tax where applicable.

Name.....  
 Address.....  
 City & State..... P-1

## Career in Electronics

(Continued from page 32)

The foremost question in many readers' minds will be: which is best—correspondence or resident training? The decision must be based on the prospective trainee's own needs. Deciding factors might be: (1) intended specialty of the student and course offered by the school; (2) time available for study vs. length of course; (3) location of resident school with its opportunities vs. increased living costs and convenience of the home-study program; and (4) the character of the school itself as determined by comparative examination of the literature of several schools. Incidentally, free literature describing each school is available to all interested parties. Write directly to the institution concerned.

In subsequent articles, both home-study and resident training will be explored in greater detail, with examples and photos of representative schools to highlight important points.

-30-

# AFTER CLASS

## METER CONVERSION

FINE, jeweled-bearing meter movements may be obtained at surplus stores at surprisingly low prices—often substantially below the cost of manufacture. For most experimental uses, their scale ranges are inconvenient, sometimes even useless, but with a little effort almost any one of these may be converted into an instrument having exactly the range desired for a given job.

A moving coil meter of the d.c. variety is either a current-measuring instrument or a voltage-measuring device. If its range

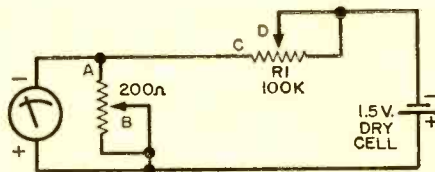


Fig. 1. Circuit for measuring  $R_m$  and  $I_c$ .

is too limited, i.e., if it doesn't read sufficiently high for a specific application, it may be converted into a higher range instrument by taking the procedural steps



# INTERESTED IN Electronics-TV-Radio

CARL E. SMITH, E.E.  
President

Then you will want to know

## WHAT IS THE FCC?

It's amazing what the future holds for you in this modern world of electronics. Let me send you the entire story—FREE!

- How to pass the FCC Exam • A Sample FCC lesson • Money-making FCC License Information

I can train you to pass the Valuable FCC exam in a minimum of time if you have any practical experience and a fair knowledge of mathematics.

CARL E. SMITH, E.E.—President

## How Can I Get a Valuable FCC COMMERCIAL OPERATOR'S LICENSE?

MY PASSPORT TO FUTURE SECURITY  
GET THESE FREE



### These Three Booklets Tell You

- 1 Where to apply to take FCC Examinations.
  - 2 Scope of knowledge required.
  - 3 Necessary FCC exam preparation.
  - 4 Positive knowledge check.
- And additional data of great value.

### JOIN the LIST of SUCCESSFUL ELECTRONIC TECHNICIANS

	License	Time
✓ Harry G. Frame, Box 429, Charleston, W. Va.	2nd Class	13 weeks
✓ Charles Ellis, Box 449, Charles City, Iowa	1st Class	28 weeks
✓ Omar Bibbis, 1320 E. 27th St., Kansas City, Mo.	1st Class	34 weeks
✓ Kenneth Roe, Dresser, Wisconsin	2nd Class	20 weeks
✓ B. L. Jordan, Seattle, Washington	1st Class	20 weeks

AND THOUSANDS MORE!

### YOUR GUARANTEE—

WE GUARANTEE to train and coach you at home until you pass the all-important FCC examination. . . . If you fail to pass after completing our course, we will continue your training without additional cost until you successfully obtain your commercial license—provided you first sit for this examination within 90 days after completing our course.



NATIONAL HOME  
STUDY COUNCIL

Approved Member

THROUGH US—START BUILDING FOR A  
PROFITABLE LIFETIME PROFESSION

EMPLOYERS MAKE JOB OFFERS  
EVERY MONTH!

YOUR FCC TICKET IS RECOGNIZED  
BY MOST EMPLOYERS IN THE ELECTRONICS  
FIELD AS PROOF OF YOUR TECHNICAL ABILITY.

PAVE THE WAY FOR YOUR SHARE  
OF THE BETTER THINGS IN LIFE.

### MAIL COUPON TODAY

CLEVELAND INSTITUTE OF RADIO ELECTRONICS  
4900 EUCLID AVE., DESK PE—4  
CLEVELAND 3, OHIO

(ADDRESS TO DESK NO. TO AVOID DELAY)

I want to know the facts, without obligation, how I can get my FCC ticket in a minimum of time. Rush me your FREE booklet "How to Pass FCC License Examinations" (does not cover exams for Amateur License) as well as sample FCC-type exam and the amazing new booklet, "Money-Making FCC License Information." PLEASE PRINT CLEARLY

NAME . . . . . AGE . . . . .

ADDRESS . . . . .

CITY . . . . . STATE . . . . .

PASTE ON A 2 CENT POSTCARD OR SEND AIR MAIL  
Special tuition rates to members of the U. S. Armed Forces  
Electronic training also available to Canadian Residents

CLEVELAND INSTITUTE OF RADIO ELECTRONICS  
4900 Euclid Ave. Cleveland 3, Ohio

outlined below. As a start, the following meter characteristics must be determined: *Rm*—the internal resistance of the instrument (ohms).

*Ic*—the coil current required to produce full-scale deflection (amperes).

*Efs*—the applied voltage that is to cause full-scale deflection in the final instrument, applicable if you are making a voltmeter from a milliammeter or microammeter or if you are converting an existing voltmeter to read higher voltages (volts).

*Ifs*—the current expected to produce full-scale deflection in the finished, converted instrument if you are simply increasing the range of a milliammeter or microammeter (amperes).

**Measurement of *Rm*:** The internal resistance of a voltmeter may be measured directly with any good ohmmeter. *Caution:* an ohmmeter *must not be used* to measure the internal resistance of a microammeter or milliammeter as it may burn out the coil. When dealing with these sensitive instruments, the procedure given in the following paragraph must be followed.

Set up the circuit of Fig. 1, leaving the 200-ohm potentiometer disconnected. *Before connecting to the 1.5-volt battery, set the resistance between points C and D on*

*R1 at maximum.* Complete the connections and slowly adjust *R1* until the meter reads full scale; leave *R1* at this setting, connect the 200-ohm pot as shown and rotate its shaft until the meter deflection is reduced to exactly half-scale. Disconnect the meter movement from the circuit and measure the resistance between points A and B on the 200-ohm pot. This is the internal resistance, *Rm*, of the meter. Make a note of its value.

**Measurement of *Ic*:** The full-scale deflection current of an existing voltmeter may be computed using the following equation in which *E* is the full-scale voltage printed on the meter face:

$$Ic = E/Rm \quad (Ic \text{ in amperes})$$

To measure the full-scale deflection current of a microammeter or a milliammeter, disconnect the 200-ohm pot from the circuit of Fig. 1. Measure the resistance between points C and D on *R1* for the setting which produced a full-scale deflection. The full-scale coil current may now be calculated by means of the equation below:

$$Ic = \frac{1.5}{Rm + R(C \text{ to } D)} \quad (Ic \text{ in amperes})$$

Note the value of *Ic* thus determined in writing, then decide on the full-scale range

# TELTRON TUBES

**Guaranteed! Lowest Prices Ever!**

All tubes individually boxed . . . unconditionally guaranteed for one year.

**GIFT OFFER!**  
One 6BG6G tube will be shipped FREE with any \$10 order accompanying this ad.

**FREE!**

\$7.20 list value Bonus Box of three 6SN7 tubes and 25 assorted resistors with each order of \$25 or more.

**SAME DAY SERVICE**

48 hour Postal Delivery to West Coast.

**TELTRON SPECIALS TO OCT. 1st**

TYPE	PRICE	TYPE	PRICE	TYPE	PRICE	TYPE	PRICE	TYPE	PRICE
024	.45	6AQ5	.48	6CUC6	.95	7F7	.59	25L6GT	.41
1A7GT	.53	6AR5	.48	6D6	.59	7F8	.77	25BQ6GT	.82
1B3GT	.62	6AS5	.52	6E5	.60	7N7	.52	25W4GT	.43
1H5GT	.51	6AT6	.37	6F5	.44	12AT6	.37	25Z5	.55
1L4	.51	6AU5GT	.60	6F6	.42	12AT7	.71	25Z6GT	.36
1L6	.51	6AU6	.43	6H6	.50	12AU7	.58	35A5	.48
1LC6	.49	6AV5GT	.60	6J5	.49	12AV6	.42	35B5	.48
1N5GT	.51	6AV6	.37	6J6	.61	12AV7	.73	35C5	.48
1R5	.51	6AX4GT	.60	6K5	.60	12AX4GT	.60	35L6GT	.41
1S5	.65	6AX5GT	.60	6K6GT	.39	12AX7	.61	35W4	.33
1T4	.51	6AX7	.56	6K7	.40	12A27	.60	35Y4	.42
1U4	.51	6BA7	.58	6L6	.78	12A4	.72	35Z3	.41
1U5	.43	6BC5	.48	6Q7	.40	12BA6	.46	35Z5GT	.33
1X2	.65	6BC7	.75	6S4	.41	12BA7	.58	37	.59
3A5	.53	6BE6	.48	6S8GT	.65	12BE6	.46	43	.55
3Q4	.53	6BF5	.48	6SA7	.45	12B7	.61	45	.55
3Q5GT	.61	6BF6	.48	6SK7	.45	12BY7	.65	50A5	.49
354	.48	6BG6G	1.18	6S7J	.45	12H6	.50	50B5	.48
3V4	.48	6BH6	.51	6SN7GT	.60	12J5	.40	50L6GT	.50
5R4	.95	6BJ6	.51	6SQ7	.40	12K7	.40	50X6	.53
5U4G	.43	6BK5	.75	6T8	.71	12Q7	.48	75	.44
5V4	.49	6BK7	.78	6U8	.76	12SA7	.45	77	.55
5Y3	.30	6BL7GT	.78	6V3	.80	12S7J	.45	80	.40
5Y4G	.37	6BN6	.90	6V6GT	.48	12SK7	.45	84	.46
6A8	.40	6BQ6GT 4	.83	6W4GT	.43	12SL7	.60	117GT	1.20
6AB4	.43	6B7	.85	6WG7	.53	12SN7GT	.56	117L7GT	1.20
6AC7	.65	6BQ7	.60	6X4	.37	12SQ7	.38	117N7GT	1.20
6AG5	.52	6BY5G	.60	6X5GT	.38	14A7	.43	117P7GT	1.20
6AH4GT	.65	6C4	.41	6X8	.80	14B6	.36	117P7GT	1.20
6AF4	1.02	6C5	.46	6Y6G	.61	14Q7	.52	117Z3	.33
6AK5	.96	6CB6	.51	7A8	.46	19B6G 1.48	117Z6GT	.65	
6AL5	.43	6CD6G	1.63	7C5	.44	19T8	.71	1629	.39

**FREE BONUS OFFER!**



Model 625K

- Illum. gear-driven "Speed Rollchart"
- New lever-action switches for individual testing of every element
- Tests all conventional and TV tubes

This Sico Tube Tester is yours FREE when you buy \$199 worth of tubes or more within 60 days at Teltron. May be bought outright from Teltron for \$34.95.

We have thousands of tube types too numerous to list here. On ordering types not listed take 75% off current list price for cost of tube.

**NEW LIBERAL TERMS!**  
No minimum order. All postage paid on orders over \$10.00 in U.S.A., A.P.O.'s and Territories. 30% deposit on C.O.D.'s to our Canadian and foreign friends. Please, send approximate freight, excess will be refunded. Orders subject to prior sale.  
**WE WANT NEW ACCOUNTS**  
If you are rated, your credit is good with us. We are "Eico" distributors. Write us about special deals on test equipment.

## TELTRON ELECTRIC COMPANY

28 HARRISON AVE.

DEPT. PE-9

Phone HUmboldt 4-9848

HARRISON, N. J.

The New Streamlined Model TC-55

# TUBE TESTER

TESTS TUBES IN LESS TIME THAN IS REQUIRED TO SET-UP AND ADJUST OLDER, COMPLICATED MODELS!



The first realistic approach towards solving the problems of quickly testing the ever increasing number of tube types used in Radio, Hi-Fi, Monochrome and Color TV.

Speedy, yet efficient operation is accomplished by:

1. Simplification of all switching and controls.
2. Elimination of old style sockets used for testing obsolete tubes (26, 27, 57, 59, etc.) and providing sockets and circuits for efficiently testing the new Novel and Sub-Minor types.

The Model TC-55 will of course also test the Octal, Loctal and 7 pin Miniature types. Although the TC-55 is a comparatively low-priced tester, it will we feel sure, be used more frequently than your higher-priced tube tester if you have one; for this new, streamlined model will often test a tube in a shorter time than would be required to set up and adjust some of the older, complicated tube testers.

## FEATURES

### ✓ YOU CAN'T INSERT A TUBE IN THE WRONG SOCKET.

It is impossible to insert the tube in the wrong socket when using the new Model TC-55. Separate sockets are used, one for each type of tube base. If the tube fits in the socket it can be tested.

### ✓ "FREE-POINT" ELEMENT SWITCHING SYSTEM.

The Model TC-55 incorporates a newly designed element selector switch system which reduces the possibility of obsolescence to an absolute minimum. Any pin may be used as a filament pin and the voltage applied between that pin and any other pin, or even the "top-cap." Please note this is not a variation of the commonly used "floating-filament" arrangement but instead represents a real advance in design, inasmuch as it provides a true "free-point" system. Tubes having tapped filaments and tubes with filaments terminating in more than 1 pin are truly tested with the Model TC-55 as any of the pins may be placed in neutral position when necessary.

### ✓ EACH SECTION IN MULTI-PURPOSE TUBES IS TESTED SEPARATELY.

The new free-point system described above permits the Model TC-55 to overcome the difficulties encountered with other emission type tube testers when checking Diode, Triode and Pentode sections of multi-purpose tubes, because sections can be tested individually. The special isolating circuit allows each section to be tested as if it were in a separate envelope.

The Model TC-55 comes complete with operating instructions and charts. Housed in rugged steel cabinet. Use it on the bench — use it for field calls. A streamlined carrying case, included at no extra charge, accommodates the tester and book of instructions.

**\$ 26<sup>95</sup>**

## SHIPPED ON APPROVAL NO MONEY WITH ORDER — NO C. O. D.

Try it for 10 days before you buy. If completely satisfied then send \$6.95 and pay balance at rate of \$5.00 per month for 4 months — No Interest or Finance Charges Added! If not completely satisfied, return to us, no explanation necessary.

MOSS ELECTRONIC DIST. CO., INC.

Dept. D-157 3849 Tenth Ave., New York 34, N.Y.

Please rush 1 Model TC-55. I agree to pay \$6.95 within 10 days after receipt and \$5.00 per month thereafter.

Name \_\_\_\_\_

Address \_\_\_\_\_

City \_\_\_\_\_ Zone \_\_\_\_\_ State \_\_\_\_\_

# SHOOT TV TROUBLE FAST

## With H. G. Cisin's Copyrighted RAPID "TV TROUBLE SHOOTING METHOD"

Without experience or knowledge, this guaranteed new method of servicing TV sets enables you to DIAGNOSE TV troubles as rapidly as an expert. **NO THEORY—NO MATH**—you can locate all faults in record-breaking time, regardless of make or model. **"TV TROUBLE SHOOTING METHOD"** is the most valuable aid to TV servicing ever written. Be a TV Trouble Diagnostician. Increase your present earnings. Open your own Profitable Business or get a high-paying skilled job.

It's all in this book . . .

### Nothing more to Pay—Nothing else to Buy

Alphabetically listed there are 85 picture troubles, over 58 raster and 17 sound troubles and by this unique copyrighted method you know EXACTLY WHERE the trouble is; plus step-by-step instructions, including 69 RAPID CHECKS, enabling you to find the faulty part.

**13 IMPORTANT PRELIMINARY CHECKS NEED NO INSTRUMENTS!** Of the 69 Rapid Checks, **OVER 65 ALSO REQUIRE NO INSTRUMENTS!** Rapid checks include emergency checks for distorted pictures, defective tubes including PIN tube, plus 57 others. **ALL EXPLAINED IN SIMPLE LANGUAGE, PERFORMED WITHOUT INSTRUMENTS MANY CHECKS USE THE PICTURE TUBE AS A GUIDE.**

H. G. Cisin, the author, is the inventor of the AC/DC midjet radio. He licenses RCA, AT&T, etc. He has also trained thousands of technicians now owning their own prosperous TV service organizations or holding highly paid TV positions. His years of experience are embodied in this remarkable new TV TROUBLE SHOOTING METHOD.

Guaranteed, Money Back in 5 Days if Not Satisfied!

Send coupon & receive **ABSOLUTELY FREE** a copy of H. G. Cisin's newest book "ABC of COLOR TV," selling for \$1. **ACT NOW**—get both books postpaid at cost of only one!

**\$1** Postpaid

### RUSH COUPON NOW!

H. G. CISIN, CONSULTING ENGINEER, Amagansett, N. Y. Dept. P-10

Enclosed find \$1. Rush both books.  
 Name .....  
 Address .....  
 City ..... Zone ..... State .....

of the converted instrument, *Efs* or *Ifs* as the case may be. These figures should be jotted down so that you have the written values for *Rm*, *Ic*, and either *Efs* or *Ifs* all together for use in the steps that follow.

**Conversion to Voltmeter:** A voltmeter is a moving-coil movement to which a resistance, generally quite high, has been added in series (Fig. 2A). This series resistor is called a multiplier (*M*). If the meter movement is already a microammeter or milliammeter, the value of *M* may be determined by applying the following equation using the values for *Rm*, *Ic*, and *Efs* determined previously:

$$M = \frac{Efs}{Ic} - Rm$$

**Example:** A 0-500 microammeter (*Ic* = 500 microamperes) is to be converted into a 0-100 voltmeter (*Efs* = 100 volts). If the internal resistance of the meter is 100 ohms, what is the required multiplier? Since 500 microamperes = .0005 amp., then:

$$M = 100 / .0005 - 100 = 200,000 - 100 = 199,900 \text{ ohms}$$

In this example, the internal resistance is so small compared to the multiplier that it might be ignored with no serious consequences. Thus, a resistor of 200,000 ohms might be used for *M*.

# LIFETIME GUARANTEED TUBES

## BRAND NEW PICTURE TUBES

Type	Price	Type	Price
10BP4	\$11.90	17BP4	\$20.63
12LP4	14.38	19AP4	24.81
14BP4	16.85	21AP4	26.79
16RP4	18.38	28EP4	28.79
16LP4	19.38	24AP4	42.50

Picture Tubes shipped F.O.B. Harrison, N.J.

## NEW INDOOR ANTENNA

Both UHF and VHF. Brings better reception than most outdoor antennas. Use on top of TV.

List Price \$9.95. \$3.99 each

**YOUR PRICE \$3.29 each** Lots of 3

## FREE BONUS BOX With Every \$25 Order

- 1 RCA Cheater Cord
- 10 Assorted resistors
- 10 Assorted 2 Color "blank" tube cartons
- 1 6B26GT tube
- 1 6AU6 tube
- 1 6CB6 tube

## FREE CLOCK RADIO

With Every \$25 Purchase in 30 Days Wakemaster clock radio with famous Sessions clock movement wakes you to music or alarm. May be purchased outright from MAJOR BRAND for \$17.95. In ivory or rust.

## FREE GIFT CERTIFICATE\*

worth \$5 toward the purchase of any of our merchandise on future orders will be sent with any order of \$50 or more. \* Free Gift Certificate cannot be used to obtain another certificate unless order is \$55 or more.

WE PAY ALL POSTAGE on orders shipped in USA, Territories and APO's. Send only purchase price of merchandise. Please include approximate postage on foreign shipments. All orders subject to prior sale. Add 25% handling on orders under \$5.00. Quantity users write for special discount.

Write for FREE Tube List—Order Blank—and FREE Sample Tube Carton. We want You-U On Our Mailing List!

• We guarantee to replace tubes labeled MAJOR BRAND forever • Each Tube Individually Boxed And Guaranteed For Life • Over 2 Half Million Tubes Always In Stock • Immediate Shipment • Free Postage On All Orders With Full Remittance.

## HERE'S HOW LIFETIME GUARANTEED TUBES SAVE YOU MONEY

• There are fewer "call backs" • There are no "out of date" tubes • "Peak Performance" testing in our fully equipped Testing Department before shipment guarantees quality.

074	.43	3CB6	.52	6B4G	.52	6L7	.42	7C7	.45	14B6	.38
1A4P	.33	3Q4	.46	6B8	.69	6N7	.60	7E5	.45	14Q7	.50
1A7GT	.43	3Q5GT	.57	6BA6	.47	6Q7	.40	7E6	.58	15B6GG	1.15
1B3GT	.65	3C4	.47	6BA7	.58	6S4	.40	7E7	.70	19T8	.65
1CSGT	.41	3V4	.47	6BC5	.47	6S4	.45	7F7	.59	24A	.49
1D5GP	.43	5B0T	.89	6BC7	.80	6SCT	.48	7F8	.70	25AV5GT	.78
1E7GT	.41	4B7T	.95	6BE6	.45	6SCT	.41	7G7	.75	25B0GGT	.78
1GGGT	.41	5AW4	.75	6BF5	.40	6SH7	.43	7H7	.50	25L6GT	.47
1H4G	.43	5J6	.63	6BF6	.50	6S17	.43	7J7	.75	25W4GT	.43
1HSCT	.47	5T4	.69	6BG6G	1.15	6SK7	.45	7K7	.75	25Z5	.37
1J6GT	.47	5U4G	.43	6BH6	.50	6SL7GT	.55	7L7	.75	25Z6	.37
1L4	.45	5U8	.74	6BJ6	.47	6SN7GT	.55	7N7	.50	27	.25
1L6	.55	5V4G	.59	6BK5	.68	6SQT	.39	12AT6	.37	35A5	.46
1L4A	.57	5Y3	.31	6BK7	.76	6SRT	.42	12AT7	.66	35B5	.50
1L6A	.47	5Y4G	.36	6BL7GT	.75	6SST	.41	12AZ7	.63	35C5	.50
1L8	.57	5Z3	.43	6BN6	.58	6SST	.41	12Z6	.63	35L6GT	.47
1LCS	.49	6A7	.57	6E0SGT	.78	6T4	.95	12AUG	.41	35L6GT	.47
1LCC	.47	6A8	.45	6E0T	.78	6T8	.58	12AU7	.53	35W4	.34
1LDS	.57	6A8A	.43	6E1SGT	.58	6T8	.58	12AV6	.35	35Y4	.34
1LGS	.57	6AC7	.67	6E2	.88	6V3	.80	12A7	.67	35Z3	.39
1LGS	.57	6AF4	.79	6C4	.37	6W6GT	.46	12AX4GT	.65	35Z5GT	.34
1LH4	.64	6AG5	.46	6C5	.35	6W4GT	.39	12A7	.58	39	.29
1LH8	.64	6AG7	.69	6C6	.49	6W6GT	.53	12B6	.68	50A5	.46
1NSGT	.50	6AH6	.69	6CD6G	1.15	6X4	.34	12B6A	.46	50B5	.50
1RS	.50	6AJ5	.70	6D6	.48	6X5	.34	12B6B	.48	50C5	.50
1S4	.42	6AK5	.54	6E5	.48	6X8	.73	12B6E	.46	50L6GT	.43
1T4	.50	6ALS	.39	6E6	.38	6Y6	.55	12B7	.65	75	.42
1U4	.47	6AR5	.46	6F5	.37	6Y6G	.45	12BY7	.65	77	.38
1V2	.65	6ARS	.46	6F6	.38	7A4	.43	12C7	.72	78	.38
1X2	.61	6ASS	.48	6G6	.40	7A5	.45	12C7B	.72	78	.38
1X2	.61	6ASG	.46	6H6	.38	7A6	.43	12CUG	.95	78	.38
2A5	.57	6ASTG	2.19	6J4	1.79	7A7	.43	12S47	.45	80	.34
2A5	.57	6ATE	.39	6J5	.39	7A8	.45	12S47	.45	84	6Z4
2A7	.55	6AU6GT	.65	6J6	.49	7B5	.39	12K7	.61	77	.38
3A4	.51	6AUG5T	.59	6J7	.43	7B6	.42	12N7GT	.56	117N7GT	
3A5	.50	6AU6	.42	6J8G	.85	7B7	.45	12Q7	.37	117P7GT	
3AL5	.45	6AV5GT	.65	6K6GT	.37	7B8	.45	12R7	.45	117Q7GT	
3AU6	.46	6AG5	.39	6K7	.39	7C4	.39	12V6GT	.45	117Z3	.33
3BC5	.54	6AX4GT	.60	6K8	.65	7C5	.42	12X4	.37	117Z6GT	.63
3BN6	.70	6AX5GT	.57	6L6	.68	7C6	.43	14A7	.42		

This Ad Is Worth M-O-N-E-Y

Clip out this ad and attach it to your order. Three 6SN7G's will be shipped FREE with any order of \$10 or more.

# MAJOR BRAND TUBE CO.

Romano Bldg. ESsex 4-1106 Harrison, N. J.

**Increasing Voltmeter Range:** Here again a multiplier is required, the same equation being used. The only difference between this and the previous case is that the internal resistance is usually much higher and cannot be ignored.

*Example:* A 0-10 voltmeter is to be converted for use as a 0-1000 voltmeter. Its

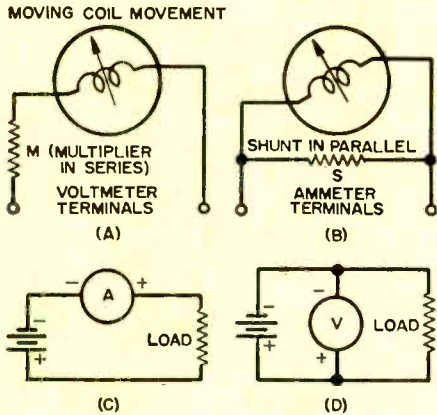


Fig. 2. Circuits for (A) voltmeter, (B) ammeter, (C) series ammeter, and (D) shunt voltmeter.

internal resistance,  $R_m$ , is 10,000 ohms;  $I_c = 10/10,000$  or .001 amperes for full-scale deflection. Thus:

$$M = 1000/.001 = 10,000; \text{ so that}$$

$$M = 990,000 \text{ ohms}$$

**Increasing Current Meter Range:** Unlike a voltmeter, a current-measuring instrument is equipped with a *shunt* ( $S$  in Fig. 2B) to divert some of the circuit current away from the meter coil. The resistance of the required shunt may be found from:

$$S = \frac{I_c}{I_{fs} - I_c} \times R_m$$

*Example:* A 0-1 milliammeter ( $I_c = .001$  amp.) is to be used for measuring currents up to 0.1 amperes ( $I_{fs} = 0.1$  amp.) Its internal resistance is 50 ohms ( $R_m = 50$  ohms). What is the value of the shunt needed?

$$S = \frac{.001}{.1 - .001} \times 50 = .0101 \times 50$$

$$= .505 \text{ ohms}$$

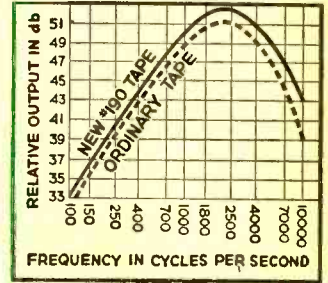
Small resistances like this are practically impossible to buy, but may be made up quite easily from standard enamel-covered copper wire. Wire tables in any handbook provide the information needed to determine the length of a given gage wire for a specific resistance. Shunts are generally wound as small-diameter coils on ceramic or wood forms.

Before using your newly converted in-

# What's New

## in Magnetic Recording?

**YOU'LL BE HEARING A LOT** about a revolutionary new recording tape with a super-sensitive magnetic surface. It's "SCOTCH" Brand Extra Play Magnetic Tape 190, the latest sound miracle from the laboratories of the world's leading manufacturer of coated tapes. This remarkable magnetic tape offers you 50% more recording time on a standard-size reel... plus



a generous 3 db. boost in the high frequency range.

With new Extra Play Magnetic Tape 190, "SCOTCH" Brand has solved a problem that still puzzles most producers of ordinary long play tapes. The problem? How to make recording tape with a uniform, magnetically-responsive oxide surface that will respond completely to even the faintest sound. "SCOTCH" Brand does it by producing its own oxide coatings. It's a difficult job and *only* "SCOTCH" Brand does it—splitting atoms to transform unmagentic oxide into a *super* magnetic coating sensitive enough to record a whisper. But the result's worth the effort, as you'll hear yourself. Listen to a reel of new "SCOTCH" Brand Extra Play Magnetic Tape 190 *on your machine today!*

**TEST YOUR KNOWLEDGE** of tape recording terms with this quick quiz! How many of these common technical expressions can you identify?



(answers at bottom of page)

1. BIAS
2. FLUTTER
3. WOW

Want the accurate, easy-to-understand definitions of 54 other basic words and phrases commonly used in tape recording circles? You get them all in the special eight-page glossary "SCOTCH" Brand is offering absolutely free of charge. This glossary was specially prepared and published for recording fans like yourself. Get it now at no cost or obligation. Just drop a card with your name and address to: Minnesota Mining and Manufacturing Co., Dept. 1J-95, 900 Fauquier Ave., St. Paul, Minnesota.

### (ANSWERS)

(1) BIAS: A high-frequency alternating current fed into the recording circuit to eliminate distortion. (2) FLUTTER: Very short, rapid variations in tape speed causing similar variations in sound volume and pitch, not present in the original sound. (3) WOW: Slow variations in tape speed causing similar variations in sound volume and pitch, not present in the original sound. A form of distortion.

# NOW!

## Step ahead faster as an INDUSTRIAL ELECTRONICS TECHNICIAN

Turn your experience into a big, new better-paying career!

Day by day industrial plants are adding more electronic devices—for sorting, counting, checking almost any control job you can name. Cash in on industry's great need for men who can keep these devices in top working order. Make more money, feel more secure, doing work that is second nature to you. With what you already know about electronics you have a long head start in a field just beginning to boom. GET INTO IT RIGHT NOW with the help of

### PRACTICAL INDUSTRIAL ELECTRONICS LIBRARY

No long sessions on math or theory! These 4 practical volumes show you how to keep the plant's electronic equipment working . . . how to locate and correct tube and circuit troubles . . . how to install, service, and maintain even brand new equipment without being stumped by new circuits.

#### FREE TRIAL—EASY TERMS!

4 volumes (1390 pp., 1050 illus.):  
Chute's Electronics in Industry

Miller's Maintenance Manual of Electronic Control

Markus & Zeluff's Handbook of Industrial Electronics Circuits

Henney & Fahnestock's Electron Tubes in Industry

McGraw-Hill Book Co., 327 W. 41 St., NYC 36

Send me the Practical Industrial Electronics Library for 10 days' examination on approval. In 10 days I will send \$2.50, then \$4.00 a month until \$22.50 is paid. (A saving of \$3.50 under the regular price of \$26.00.) Otherwise I will return books postpaid.

(Print) Name .....

Address .....

City..... Zone... State.....

Company .....

Position .....

This offer applies in U.S. only. PEL-9



strument, you are reminded that milliammeters and microammeters are used in series with the load while voltmeters are always connected in parallel with either the voltage source or the load (Fig. 2C and 2D).

The following quiz is intended as a self check. You should be able to answer all of the questions correctly if you have mastered the text. Answers are on page 128.

### QUIZ


1. A 0-1 milliammeter is to be converted into a 0-100 voltmeter. The internal resistance of the movement is 20 ohms. Compute the value of the multiplier required.
1. A 0-2 voltmeter is to be used on a circuit where the anticipated voltage peak is to be 50 volts. The internal resistance is 1000 ohms. Find the multiplier.
3. The range of a 0-1 ampere meter is to be extended to 0-10 amperes. Measured internal resistance (circuit of Fig. 1) is .01 ohms. Find the shunt needed for this conversion.
4. What would happen if a voltmeter were connected in series with the source of voltage and the load instead of in parallel with either one?
5. What would happen if a milliammeter or ammeter were to be connected in parallel rather than in series with the load?

-30-

# TOOLS & GADGETS

### FEATHERWEIGHT SOLDER GUN

A new "instant" solder gun which becomes soldering-hot in a few seconds, without the use of heavy transformer or fragile thermostats, has been announced by Hexa-



con Electric Co., 569 W. Clay Ave., Roselle Park, N. J. It weighs but 8 oz.

The special alloy tip is said to resist corrosion and bending, thus eliminating tip maintenance. Trigger control gives any degree of heat required without danger of overheating. Recommended for radio-TV

## NEW! PRINTED CIRCUIT Transistor Radio

Pocket size—works anywhere

- Features P-N-P Junction Transistor
- Permeability tuning, Diode detection
- Printed circuit eliminates extra wires
- Batteries last for months
- Expensive hearing aid headset included
- Furnished complete, nothing else to buy



\$9.95  
Only Postpaid  
in kit form  
or wired and tested  
for only \$12.95

Here is a powerful, completely portable radio, employing the latest type of transistor audio amplification and printed circuitry. Tiny size, only 2 3/8" x 3 1/2" x 3/4" fits in pocket or purse. Uses so little current, batteries last for months. Kit can be assembled by anyone with just a soldering iron. Or furnished complete and tested, ready to use. Guaranteed to work. Comes complete with plastic case, batteries, headset, all parts. Nothing else to buy. Send for yours, today!

Send no money. Just pay postman \$9.95 plus C.O.D. charges, or send check or money order for \$9.95 and we pay postage.

TRADYNE, INC., 11 W. MONUMENT AVE., DAYTON 2, OHIO DEPT. E

## Learn TELEVISION AT HOME

Here is an excellent opportunity to learn complete television servicing at home—from the very beginning, right up to the many complex circuits of modern design.

Offered by one of the leading residential schools in the entire west, Video Specialties, Inc., the course is written in "easy to understand" language and priced so that everyone can afford it.

The course includes a sensational new multi-tester that has been approved by thousands of TV repairmen and experimenters. Complete consultation privileges are open to all students at all times.

The entire cost of the course is ONLY \$75

For complete information write today to Full price

### VIDEO SPECIALTIES, INC.

4570 E. Firestone Blvd. Dept. B, South Gate, California



For every dollar you spend for parts or tubes you'll receive a coupon redeemable for FREE gifts! These gifts include Electrical Appliances, etc! Use them in your own home or sell them over the counter! Send for FREE PREMIUM CATALOGUE . . . But better yet place your order NOW. Start collecting these valuable coupons!

# SAVE UP TO 90% OFF LIST PRICES ON PARTS & TUBES

- All tubes individually boxed
  - All tubes RTMA guaranteed for one full year
  - Same day service
- Several or one of these brands will be supplied on your order . . . Mallacrafters, Admiral, Stewart-Warner, Zenith, Emerson, Philco, Stantron, Crosley, Motorola, Sonora, American, Muntz.

TYPE	PRICE	TYPE	PRICE	TYPE	PRICE	TYPE	PRICE	
024	.45	6A5B	2.00	65C7	.50	125L7GT	.69	
1B3GT	.79	6A57G	2.25	65G7	.43	12S7GT	.60	
1L4	.56	6AT6	.40	65H7	.45	12SQ7GT	.44	
1L6	.60	6AU5GT	.70	65J7GT	.45	14A5	.59	
1L4A	.66	6A4U6	.46	65K7	.50	14A7	.45	
1L8A	.66	6AV5GT	.85	65L7GT	.70	14B6	.40	
1LC6	.66	6AX5GT	.59	65N7GT	.60	14Q7	.52	
1LD5	.66	6B4C	.90	65Q7GT	.44	15B6G	1.18	
1LE3	.66	6B4E	.49	6V6GT	.48	19J6	.66	
1LG5	.66	6BC5	.55	6W4GT	.40	19T8	.70	
1LH4	.66	6BE6	.50	6W6	.60	25A7GT	1.50	
1LN5	.49	6B6G	1.18	6W6GT	.56	25AV5GT	.80	
1NSGT	.55	6BM6	.61	6X4	.35	25BQ6	.98	
TUBE SPE- CIALS TO		6BJ6	.49	6X5	.39	25BQ6GT	.90	
184	.67	6BK5	.70	6XSGT	.35	25Y5	.45	
154	.65	6BK7	.78	6X8	.75	25Z5	.38	
1A4P	1.55	6BN6	.59	6Y6G	.63	25Z6GT	.42	
1E7GT	1.14	6B7A	.80	7A4XXL	.47	35A5	.48	
1F4	1.15	6B87GT	.77	7A5	.55	35B5	.52	
1G6	1.15	6B9GT	.88	7A6	.47	35C5	.51	
1H4	1.22	6B7A	.80	7A7	.45	35L6GT	.48	
7E5	2.02	6BZ7	.90	7A8	.46	35W4	.39	
10Y	2.3V3G	.80	6BY5G	.60	7B5	.41	35Y4	.40
12Z3	2X2A	1.00	6C4	.39	7B7	.43	35Z3	.41
24A	3D6	.65	6C5	.36	7B8	.47	35Z5GT	.39
26	3F4	.80	6C6	.50	7C4	.40	50B5	.52
27	3Q4	.62	6C6B5	.55	7C5	.44	50C5	.51
954	3Q5GT	.63	6C6G	1.18	7C6	.45	50L6	.48
1619	3V4	.65	6D0	.50	7F8	.70	50L6GT	.45
39/44	5T4	.70	6E5	.46	7Y4	.35	50L7	.44
	5U4G	.49	6F6	.40	12A7G	.46	75	.44
	5V4G	.71	6F6G	.40	12AUG	.46	77	.39
	5V3GT	.39	6H6GT	2.00	12B7G	.70	78	.39
	5Y4G	.43	6J4	2.00	12AV6	.68	80	.35
	5Z3	.47	6J5GT	.40	12AV7	.90	83V	.60
	5Z4	.54	6J5	.49	12AX7	.70	117L7GT	2.00
	6A7	.59	6J7	.45	12AY7	.90	117N7GT	2.00
	6A8	.68	6K7	.40	12B7G	.68	117P7GT	2.00
	6AB4	.48	6K6GT	.39	12B4	.70	117Z3	2.00
	6AF4	.80	6L7	.44	12B65	.50	117Z6GT	.85
	6AG5	.56	6M5	.45	12B7	.70		
	6AH6	.80	6N7	.61	12B7V	.68		
	6AK5	.80	6Q7	.45	12S47	.52		
	6AL5	.44	6A4	.48	12SH7	.47		
	6A7GT	.70	6V5GT	.47	12SJ7GT	.50		
	6A55	.50	6SA7GT	.50	12SK7	.50		

## PARTS SPECIALS TILL OCT. 1ST

**Picture Tube BRIGHTENER**  
\$1.29 EA.  
Lots of 3 ea. **\$1.19**

**Unconditionally Guaranteed CONDENSERS**  
Molded Tubulars:  
• 001 MFD—600 V 10¢ ea.  
• Lots of 10 8¢ ea.  
• 01 MFD—600 V 12¢ ea.  
• Lots of 10 10¢ ea.

**4" PM SPEAKER**  
With Matching Output Trans. (former, Alnico 5 magnet. Output transformer matches 50L6, etc.) **\$1.57**

**70" COSINE YOKES**  
Popular TV deflection yoke. (New cosine type for anti-anastigmatism complete focusing.)  
• Complete with leads, List \$10.30  
• 2.99 ea.

**RESISTOR KIT**  
1000 asstd. resistors in most wanted ohms. 1/2, 1, 2 watt. List \$12.50! Each **99¢** Kit

**CERAMICON KIT**  
Assortment of 50 ceramic condens. Popular sizes. List price \$10. \$1.90 Each. Lots of 5 **\$1.85** ea.

**21" TV SET TABLE MODEL**  
Reg. \$149.95.  
**\$115**

**AC-DC SUPER-HET JEWEL 5-TUBE RADIO**  
(Terrific buy! Special Stanley price!)  
List \$14.95 \$22.95

**TUBE SPECIALS TO OCT. 1st**

**1A4P** 1.55  
**1E7GT** 1.14  
**1F4** 1.15  
**1G6** 1.15  
**1H4** 1.22  
**7E5** 2.02  
**10Y** 2.3V3G  
**12Z3** 2X2A  
**24A** 3D6  
**26** 3F4  
**27** 3Q4  
**954** 3Q5GT  
**1619** 3V4  
**39/44** 5T4  
**5U4G** .49  
**5V4G** .71  
**5V3GT** .39  
**5Y4G** .43  
**5Z3** .47  
**5Z4** .54  
**6A7** .59  
**6A8** .68  
**6AB4** .48  
**6AF4** .80  
**6AG5** .56  
**6AH6** .80  
**6AK5** .80  
**6AL5** .44  
**6A7GT** .70  
**6A55** .50

**19¢** ea.



**FREE** with each \$25 or more order! 5-Pc. Sylvania Repair Kit. Value \$4.95. Includes: flashlight head, Phillips screwdriver, flat head screwdriver, alignment tool and polystyrene case.

Send for Free premium catalogue . . . but better yet place your order with Stanley NOW and start collecting these valuable coupons!

Special Purpose Transmitting and Cathode Ray TUBES  
Send for parts and tube listing.

**TERMS:** 25% deposit required on all orders, balance COD. Orders under \$5.00, \$1 service charge. Save COD charges, send full remittance plus postage with order. All unused money refunded with order.

**OPEN ACCOUNT TO RATED FIRMS**

**Stanley ELECTRONICS CORP.**  
935 MAIN AVENUE - PASSAIC, N. J.

Regory 1-2498

# Do We Have To Die?

Forty-three years ago in forbidden Tibet, behind the highest mountains in the world, a young journalist named Edwin J. Dingle found the answer to this question. A great mystic opened his eyes. A great change came over him. He realized the strange power that knowledge gives.

That Power, he says, can transform the life of anyone. Questions, whatever they are, can be answered. The problems of health, death, poverty and wrong can be solved.

In his own case, he was brought back to splendid health. He acquired wealth, too, as well as world-wide professional recognition. Forty-three years ago, he was sick as a man could be and live. Once his coffin was bought. Years of almost continuous tropical fevers, broken bones, near blindness, privation and danger had made a human wreck of him, physically and mentally.

He was about to be sent back home to die, when a strange message came—"They are waiting for you in Tibet." He wants to tell the whole world what he learned there, under the guidance of the greatest mystic he ever encountered during his lifetime of travel through-

out the world. He wants everyone to experience the greater health and the Power, which there came to him.

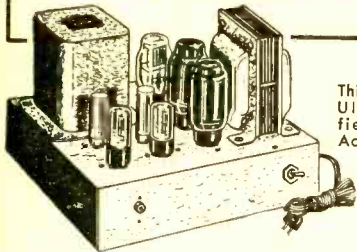
Within ten years, he was able to retire to this country with a fortune. He had been honored by fellowships in the world's leading geographical societies, for his work as a geographer. And today, 43 years later, he is still so athletic, capable of so much work, so young in appearance, it is hard to believe he has lived so long.

As a first step in their progress toward the Power that Knowledge gives, Mr. Dingle wants to send to readers of this magazine a 9,000-word treatise. He says the time is here for it to be released to the Western World, and offers to send it, free of cost or obligation to sincere readers of this notice. In addition he will give to each of them a 64-page book showing the astonishing events the world may soon expect, according to great prophecies.

For your free copy of both works, simply send a postcard or letter to The Institute of Mental-physics, 213 South Hobart Blvd. Dept. R-296, Los Angeles 4, Calif.

## ULTRA-LINEAR WILLIAMSON AMPLIFIER KIT

Featuring ACRO TO-300 Transformer



This is the original Ultra-Linear Amplifier\* designed by Acrosound.

\* Pat. 2710312.

Build the finest amplifier ever developed. Ultra-linear construction gives the ultimate in Williamson performance. Complete with all components, punched chassis, easy-to-follow instructions.

- 30 Watts from an Ultra-Linear Williamson
- Frequency  $\pm .02$  db from 20 to 20,000 cps  $\pm 1$  db from 2 cycles to 200,000 cycles
- Distortion less than 1% at 20 watts.
- Phase shift—not over 4"—20 to 20,000 cps
- Unexcelled square wave performance.

# 74<sup>50</sup>

Complete kit  
nothing  
else to buy

TRANSFORMERS AVAILABLE SEPARATELY

TO-310 for two 6V6's (15 watt)	..... \$18.75
TO-300 for two KT66's (30 watt)	..... \$24.75
TO-330 for four KT66's (60 watt)	..... \$39.75

Order  
today  
include  
postage  
(25 lbs.)

## Radio Electric

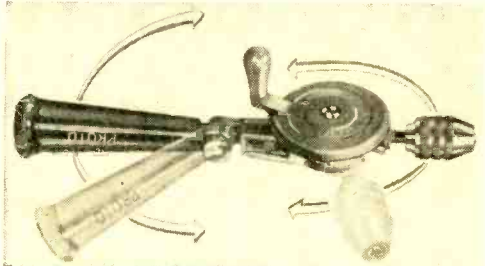
SERVICE CO. OF PENNA., INC.

7th & Arch Streets, Philadelphia 6, Pa.

labs, electric motors, electrical maintenance, farms, schools, hobbyist and home use, the gun is rated at 150 watts and is available for 120 volts, d.c. or a.c. List price is \$7.95.

### ALL-ANGLE DRILL

Both the chuck and handle of the "Proto" No. 370 drill are adjustable to several positions. This feature enables the drill to



reach around obstructions and to be used in close quarters. The  $\frac{1}{4}$ " chuck swings in a 270° arc, and a spring lock enables the user to change angles with a flip of the thumb. The handle turns in a 180° arc at right angles to the chuck movement path. It is held in its several positions by an adjusting screw. Additional data may be obtained from the *Plomb Tool Company*, 2209 Santa Fe, Los Angeles, Calif. —50—

## MAKE EXTRA DOLLARS in your spare time!

\*LOOPSTICK..

the most famous name in radio antennas throughout the world!



Get started TODAY!  
(no experience needed)

Send check  
or money order  
(sorry no C.O.D.)

Install **VARI-LOOPSTICK\***

**\$100**  
12 for  
**\$10.00**

GUARANTEED...

antennas in **RADIO** ➔

**LOUDER VOLUME!**  
**LONG DISTANCE RECEPTION!**  
**NEW LIFE!**

NOW . . . earn extra money this simple, easy way . . . by installing famous VARI-LOOPSTICKS in your customers' and friends' radios. These powerful, performance-proven midjet antennas work like magic

. . . bring in stations never before obtainable! Your prestige will grow . . . and so will your bank account. Complete with instructions that make installation "easy as pie" . . . takes only 5 minutes to install.

TV SALES CO., P. O. Box 44, Yonkers, N. Y.



## FILAMENT TRANSFORMERS

*Do you want them?*


from 2½V - 24V or from 1 amp. to 30 amps.

*We have them in stock.*

see your jobber  
for immediate delivery

# MERIT

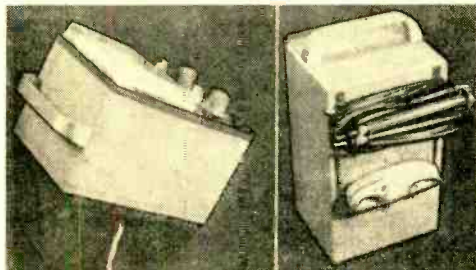
Coil and Transformer Corp. • 4427 N. Clark Street • Chicago 40, Illinois



# TIPS and TECHNIQUES

## METER STAND HOLDS LEADS


A simple accessory that provides prongs for coiling line cord and test leads, and also serves as a stand for supporting a meter at



an angle, may be fashioned from a piece of coat-hanger wire. As shown in the photo, the stand is held to the back of the meter by two simple clips made from scrap copper. The clips are attached to the meter case with 6-32 x 1/4" machine screws. The long test prods fit through one side of the top holder with their tips snugly secured through the other end. Shown here is a Heathkit Model V-7 vacuum-tube voltmeter, although the idea can be adapted for use on any meter.

## EASY-TO-MAKE LABELS

Easy-to-make and long-lasting are "typed-tape" labels. Ordinary adhesive tape is



pasted onto used photo film or cellophane, which may then be placed in a typewriter for labeling. Pen and India ink will also do. Each name plate can be cut out as needed with a scissors or razor blade. When


September, 1955

**free!** 1956  
**ALLIED**

**ELECTRONIC  
SUPPLY  
CATALOG**

**324  
value-packed  
pages**

**Save on Everything  
in TV and Radio  
Parts & Equipment**



**Everything for Experimenters,  
Builders, Amateurs, Servicemen,  
Engineers & Hi-Fi Specialists**

Send for ALLIED's big 324-page value-packed guide to *everything* in TV, Radio and Electronics! Select from the world's largest stocks of High Fidelity systems and components; recorders and phono equipment; TV tubes, antennas and accessories; Amateur station equipment and supplies; P.A. systems; test instruments; latest build-your-own kits; industrial electronic supplies—plus *everything* in electronic parts, tubes, transistors, tools and books. Save on everything in Electronics—send today for your **FREE 1956 ALLIED Catalog.**

**Everything in Electronics  
From One Reliable Source**

send for it

**FREE  
CATALOG**

**ALLIED RADIO**

**ALLIED RADIO CORP., Dept. 79-J-5  
100 N. Western Ave., Chicago 80, Ill.**

Rush **FREE 1956 ALLIED 324-Page Catalog**

Name \_\_\_\_\_

Address \_\_\_\_\_

City \_\_\_\_\_ Zone \_\_\_\_\_ State \_\_\_\_\_

# LEARN TO BUILD

# COMPUTERS

- Work at Home
- No Previous Knowledge of Computers Needed
- Free Information
- Full Instructions

## GENIAC COMPUTER KIT

Build your own semi-automatic computer at home with GENIAC<sup>®</sup> the complete Electrical Brain Construction Kit.

No previous knowledge of computers needed. All instructions in 64-page graded manual.

Over 400 parts and precision made components.

Kit makes 33 different computing reasoning and game playing machines (including Tit-Tat-Toe) is fully guaranteed with a seven-day return privilege.



ONLY  
1995

-----MAIL THIS COUPON-----  
 GENIAC<sup>®</sup> Project P5 1, 29 51., Marks Place, New York 3, N. Y.  
 Please send me ..... GENIAC<sup>®</sup> Kit with Manual @ \$19.95.  
 Please send me Free Information about GENIAC<sup>®</sup> Kits .....  
 Name ..... Address .....

## ELECTRONIC SUPPLIES

For  
**Experimenters—Service—Industry**

Clean, Useful Items sold on satisfaction Guaranteed basis.  
 WHOLESALE OR RETAIL

**PORTABLE POWER SUPPLY**  
 PE204—Designed by Signal Corps for portable transmitter. Compact. Complete, with spare vibrator. . . . . Special \$2.95; Reduced 2 for \$5.00.

**GEIGER MULLER COUNTER TUBE.** Type USN-CI-BS-6 Miles Window. Regular Price \$40.00. . . . . SPECIAL—New \$7.95

**KING SOL FLASHLIGHT BATTERY TESTER.** Complete with instructions. List price \$7.98. . . . . SPECIAL \$1.49; 4 for \$5.00

**TARGET TRANSMITTER**—used by Navy for remote control—Complete with 6 Volt Vibrapack—100 KC. X101 vertical whip antenna—Output signals 100KC, 1165KC—Wt. 30 lbs. NEW . . . . . \$19.95

**WESTERN ELECTRIC STEP-UP SWITCH**—Coil operates from 4.5-12 VDC. 44 steps—Gold plated contacts. . . . . Brand New \$7.95

**GENERAL ELECTRIC REACTOR** #M7403365—2 Henry—1.0 Amps \$5.95. 3 lbs. NEW, SPECIAL \$5.00

**COMPUTER PANELS**—Removed from dismantled Univac—loaded with valuable parts. Priced at 3¢ per socket. Varying from 24-50 sockets.

**MINIATURE TRANSFORMER.** 9 porcelain terminals. Schematic on case. AS used with transistors. 98¢—10 for \$9.00

**EARPHONE & MICROPHONE.** Pair of dynamic high gain ear phones & a dynamic microphone. Intended for use in

famous Mark II transceiver. Brand New at unheard price of \$3.95—2 \$7.00.

**MINIATURE PHONE HS-30** as used in Signal Corps where little pressure on ears was desirable. Exceptional frequency response. Magnificent reception from these tiny phones. . . . . Brand New \$2.49; 2 for \$4.50.

Large shipment just received  
**CRYSTAL DIODES**—brand new—while they last.

1N22—Gen. Purpose Diode— 6 for \$1.00

1N34—Gen. Purpose Diode— 2 for \$1.00

1N21—Gen. Purpose Diode— 6 for \$1.00

**UHF ANTENNA**—Rod 19" long—AER-3140-1A—Used with UHF Equipment—Painted bright yellow for use on bikes, motorcycles, cars, etc. with threaded adaptors. . . . . Special—3 for \$1.00

**TUBE SPECIALS**  
 3A5—Twin Triode . 3 for \$1.00  
 6H6—Twin Diode . 7 for \$1.00  
 Subminiature unbranded Hearing Aid tubes . . . . . 5/\$1.00  
 6A3 Audio tube . . . . . 2 for \$1.00

5M Chassis—contains 8000 Ohm relay—Bimetallic element, Xformer etc. . . . . \$1.00  
**WESTINGHOUSE WILLAMETER**—Zero center—7 1/2 mills each side—3" round—WORTH \$14. . . . . SPECIAL \$2.95

**SWITCHBOARD TYPE MICROPHONE**—w/awivel & neckband. Br. New \$1.95

Include Postage with Order

## REX RADIO SUPPLY


88 CORTLANDT STREET

NEW YORK 7, N. Y.

backing is removed, the labeled tape may be applied to a panel, plug, etc. A thin coat of clear lacquer will increase the label's durability.

### ADHESIVE SECURES DRILL BITS

Slipping of drill bits in the chuck of a small electric drill can be overcome by applying a little sandpaper disc adhesive as




shown in the photo. Available in stick form, the adhesive contains rosin which provides a non-slip grip. This adhesive may also be used in the jaws of a tap-wrench (shown in photo), if the wrench is the type that loosens easily. When applied, the adhesive will prevent the tool from falling from the bench to the floor where it may be damaged.

### COLORS IDENTIFY TOOLS

For quick visual identification of small tools on a cluttered workbench, paint the handles with a bright enamel, using different colors to designate different tools. Colored masking tape can also be used although the colors may not be as vivid as enamel paint. Tools whose handles are color-coded in this manner will be less apt to "disappear" at the moment when they are needed most.

### SURPLUS LAMP AIDS EXPERIMENTS

Lamps similar to the one illustrated are often available as surplus items. This one, about 3" in diameter at its metal base and



2 1/2" high, will operate on six volts. The base has protruding leads and a glass protector fits over the assembly. It may be employed as a pilot lamp on a test table with a suitable transformer, or on a car battery. Other uses will suggest themselves to the experimenter.

## Stroboscope

(Continued from page 59)

has had ample time to recharge and re-establish anode potential on the thyatron.) When the thyatron fires, the same events occur, establishing relaxation oscillation at a frequency governed largely by the size of  $C_5$  and the setting of  $R_9$ .

Attention should now be given to capacitor  $C_4$ . The left side of this capacitor is connected to the anode of the 2050 through a very small protective resistor,  $R_6$ . Hence, the charge on  $C_4$  depends upon the anode voltage of the thyatron. During the time that the thyatron is not firing,  $C_4$  takes on a potential equal to that of the anode of the 2050 with its left side positive and its right side at ground potential. During this period, the control grid of the strobotron (pin No. 3) is at ground potential; such a potential is not negative enough to fire the strobotron.

At the instant that the thyatron fires, the anode voltage drops practically to zero, as previously explained, so that  $C_4$  can now discharge through the thyatron and through  $R_5$  to ground. Direction of electron flow during the discharge is upward through  $R_5$ , making the lower end of it very negative with respect to ground. The control grid (pin No. 3) of the strob-

# PREMIER

HOUSINGS FOR HAMS  
AND HOBBYISTS

# PREMIER

House your equipment the professional way with Premier Desk Cabinet Racks. This knocked-down model features streamlined construction in black, gray or brown finish.

Takes only a few minutes to assemble. Available in 11 sizes.

Write for name of nearest distributor and COMPLETE CATALOG. P.



DRK Model

# PREMIER

METAL PRODUCTS CO.  
3160 WEBSTER AVE., NEW YORK 67, N. Y.



## HIGH-PAY CAREERS

IN ELECTRONICS — TELEVISION — RADIO

### Await Men with COMPLETE Training!

Nationally-recognized, accredited Central training is designed to get you into high-paying career positions in the shortest possible time. In addition, Central's "Progressive Plan" is so arranged that each phase of training you complete qualifies you for a more important, better-pay position. In just a few short weeks you are qualified for certain basic jobs. Then, with every additional training phase that you complete, you qualify "up the ladder" for more advanced types of positions. Central offers complete Electronics-TV-Radio training leading to an Associate of Science degree, and qualifying you as an *Electronics Engineering Technician!*

Thousands of Central graduates have been placed at almost every technical level in the electronics industry. Free nation-wide placement service.

### 3 PROVEN TRAINING PLANS

(Choose the one that fits your requirements)

1. **HOME STUDY COURSE** (with 9 kits of equipment)—Qualifies you for diploma, FCC license, and a variety of electronics jobs (or transfer into advanced resident training).

2. **HOME STUDY-RESIDENT COURSE** (with 9 kits of equipment)—Home study, followed by short period of resident training. Qualifies you for diploma, FCC license, and a wide variety of Electronics-TV-Radio positions (or continue with advanced resident training). An accredited technical institute curriculum.

3. **FULL RESIDENT COURSE**—Qualifies you for Associate of Science (A.S.) degree and top-pay employment opportunities as Electronics Engineering Technician. Part-time employment opportunities available for students while training. An accredited technical institute curriculum.

Don't limit yourself! Get the facts on Central's complete training that can take you just as far as you want to go in the electronics technician field. Send coupon today for FREE brochure on your opportunities in Electronics.

**VETERANS!** Central offers courses approved under G.I. Bill

### CENTRAL TECHNICAL INSTITUTE

Dept. A-95, 1644 Wyandotte St., Kansas City 8, Mo.

Tell me more about how you can qualify me for a high-pay Electronics career.

Name \_\_\_\_\_ Age \_\_\_\_\_

Address \_\_\_\_\_

City \_\_\_\_\_ State \_\_\_\_\_

If Korean veteran, give approximate discharge date \_\_\_\_\_



**YOUR COPIES OF  
POPULAR  
ELECTRONICS  
ARE VALUABLE!**

**Keep them neat . . . clean . . .  
Ready for INSTANT REFERENCE!**

Now you can keep a year's copies of POPULAR ELECTRONICS in a rich-looking leatherette file that makes it easy to locate any issue for ready reference.

Specially designed for POPULAR ELECTRONICS, this handy file—with its distinctive, washable blue Kivar cover and 16-carat gold leaf lettering—not only looks good but keeps every issue neat, clean and orderly.

So don't risk tearing and soiling your copies of POPULAR ELECTRONICS—always a ready source of valuable information. Order several of these POPULAR ELECTRONICS volume files for \$7.00, or 6 for \$13.00. Satisfaction guaranteed, or your money back. Order direct from:

JESSE JONES BOX CORP., DEPT. PE  
Box 5120, Philadelphia 41, Pa.  
(Established 1843)

tron thus becomes highly negative and the strobotron fires.

When the strobotron ionizes, its resistance drops practically to zero, so that the current through it is extremely high. This high current "empties" capacitor C2 in less than 5 microseconds and, since the anode potential of the strobotron is being taken from capacitor C2, the strobe's anode voltage instantaneously drops below 60 volts, causing it to deionize and extinguish.

Thus, the emitted light from the strobotron is very intense and of very short duration. The value of C2 was carefully chosen to give sufficient intensity and sufficiently short discharge time. Higher values delay extinguishing of the strobe (blurred motion of high-speed objects) and smaller values cause a reduction of intensity. —30—

**Disc and Tape Review**

(Continued from page 70)

chestra. A veritable tour-de-force of orchestration, this has some of the most spectacular effects—especially in the percussion—ever recorded! There is tympani that will blow your speaker cone right out of the window if you are not careful! This tremendous "liveness" is probably due to the dynamic range, which on this disc is as great as you'll ever encounter. In fact, the range probably is close to the limit of what can practically be cut on a disc. If you can't track certain sections of this disc, don't blame the record; look instead for deficiencies in your arm or cartridge.

**R/C MODELS for  
BEGINNER AND EXPERT**

**FOR BEGINNERS:**

48"  
SPAN



**LIVE WIRE "TRAINER"  
WORLD'S MOST POPULAR R/C MODEL**

A quickly built model of medium size, stable, rugged and simple to fly. Features a removable R/C unit. PRE-FAB. KIT **\$6.95**

**MULTI-SERVOS**

**POWERFUL-DEPENDABLE  
MOTOR DRIVEN R/C ACTUATORS**

Ample power to move any model control. 4 great models, one for every purpose.  
2 oz. CAP.



**Positive-Flow  
FUEL TANK**

Gives perfect fuel flow under all flight attitudes, upright or inverted. The tank with the internal swivel.

DESCRIPTIVE LITERATURE FREE  
SERVO INFO BOOKLET . . . . .75c



\$11.95  
TO  
\$14.95  
**\$1.29**

**FOR ADVANCED FLYING:**

65"  
SPAN



**LIVE WIRE "CRUISER"  
FOR THE ULTIMATE IN R/C FLYING**

A big, high performance, realistic model capable of carrying the heaviest of equipment with ease. Has elevators and a removable R/C unit. PRE-FAB. KIT **\$14.95**

deBOLT MODEL ENGINEERING CO.  
BOX 73  
WILLIAMSVILLE, N. Y.

**REPAIR TV PICTURE TUBES  
WITHOUT COSTLY EQUIPMENT**

Give new life to old or defective tubes. Remove shorts. Restore emission and brightness. Months of extra service.

Complete instructions **ONLY \$1**  
Order now

TELEPARTS CO. DEPT. C  
P. O. Box 74, Providence 5, R. I.

**L.M.B. BOX  
CHASSIS**



**Precision  
Engineered**



65 sizes and shapes for flangelocking the laboratory, manufacturer, industrial, experimenter, builder, and general application where metal boxes are required. Stocked by all electronic and geophysical distributors. Send for free catalog. Intertlocking

**LMB** 1011 VENICE BLVD.  
LOS ANGELES 15, CALIF.

Music of Ravel is always strongly represented on all pop concert programs. The *Bolero* is of a certainty the odds-on favorite, but we will not review it here since I have already done so in an earlier column in POPULAR ELECTRONICS. Next in order of popularity is the *Rhapsodie Espagnol*. At the present time, there are 11 versions on LP, only one of which can really be classed as modern hi-fi in quality—the Von Karajan reading on *Angel* 35081.

One of the most successful of all *Angel* recordings, and with a splendidly recorded and performed *La Mer* on the reverse side, the Von Karajan disc is an exceptional buy. Von Karajan, not generally noted for his facility with this kind of music, turns in a most satisfying performance. He indulges in a few of his famous mannerisms and has some highly individual ideas on tempi; but this is minor in the over-all picture. The sound is a very smooth, luminous sort of thing, almost transparent in the texture of its strings and the lovely woodwinds. Yet, in the lustier sections of the work, the brass is clean and bright, the percussion sharply defined, and dynamic range is not inhibited. Perhaps the outstanding feature is the meticulous balance maintained by Von Karajan and the *Angel* engineers. The balance and the superb acoustics make for a very live sound. There are other more spectacular-sounding versions of this work, but I think this one is the truest representation of the score.

The only other versions which can be considered as having fairly decent sound are the Ormandy/*Columbia* (some brilliant hi-fi pyrotechnics in this one, but also some sonic sins), the Munch/Boston Symphony on *Victor*, and the Ansermet/*London* reading. Any of these discs will sound pretty fair on the average hi-fi setup, but their faults will be as easily apparent to owners of top quality "big systems." If, however, we were to pin the question down as to the very best performance, the palm would have to go to Ormandy, who with his incomparable Philadelphians does a marvelous job in capturing the Spanish essence of this work.

There you have it! Best sound with excellent performance is . . . the *Angel*; best performance with reasonably hi-fi sound . . . the *Columbia* disc.

o o o

Another of Ravel's most popular scores is his ballet *Daphnis et Chloe*. This work is usually played at concerts in the form of two suites, with Suite No. 2 performed far more often than the first. The work is well represented in the catalog in all its forms . . . as a complete ballet by Ansermet on the *London* label, as Suites Nos. 1 and 2 on a Cluytens/*Angel* disc and an Ormandy/*Columbia* disc, and as Suite No. 2 on eight other LP's.

On the matter of the ballet in its complete form, the Ansermet reading is superbly done and the sound is one of *London*'s best jobs. However, I have just heard some advance pressing of the new Dorati/Minneapolis Symphony reading on *Mercury*, and what I have heard so far is highly impressive, especially in the sound department where there is

ALL EQUIPMENT IS

**GUARANTEED  
FOR ONE FULL YEAR**

AT THE

World's Most Personalized Radio Supply House!

**Completely  
Bandswitching,  
10-160M**

Completely band-switching Xmtr., 65 watts input on CW, 50 watts on fone;—10 thru 160M.. Combination Pi Network antenna tuner. 100% modulation of Final. Housed in 8"x16"x8" grey cabinet.

Now Ready . . .  
The New & Improved  
**65-A Globe Scout**



Only **\$7.95** per month  
KIT \$39.95 CASH  
WIRED \$99.95 CASH  
Pay Just \$10.00 Down

**WRL's NEW  
Economy Code  
Oscillator Kit**



Cash Price Only

**\$4.95**

**BEAMS** — sturdy, "Plumber's Delight" beams. 1 1/4" hot dipped galvanized steel beam; all elements aluminum; 1 1/8" center gcs.; 1" end inserts; wooden dowelled at stress points. 20M beam has double 1 1/4" galv. steel booms for extra sturdiness. Specify choice of T or Gamma Match. All beams three element.  
10M ..... \$18.75  
15M ..... 27.95  
20M ..... 49.95

**ANTENNA KIT** — when used with suitable matching device, gives excellent results on 80, 40, 20, and 10M amateur bands. Due to folding back of radiator, a design is made sufficiently small to fit in the average home lot. Build it yourself. 69A002. Net \$ 6.95

Build this low-cost code oscillator! Learn code faster; prepare for your novice license. All parts and easy wiring instructions included. Plug into any 110V AC source and, with accessories below, you're ready to go.\*

J-38 Key (XA883) ..... \$ .99  
Headphones (50A005) ..... 2.01  
Phone Plugs (1A025) ..... .33

**AVAILABLE  
SEPTEMBER 1st  
Free 1956 Catalog!**



**WRL** WORLD RADIO LABORATORIES PE-9

Please rush me your latest FREE Catalog!  
 Send me complete information on your  
 Globe Scout  Code Oscillator Kit  
 New WRL Beams  Antenna Kit  
 6 Meter Converter

Name: \_\_\_\_\_  
 Address: \_\_\_\_\_  
 City & State: \_\_\_\_\_

# IT'S NEW! IT'S FREE!

## 1955 Walter Ashe Catalog of Radio, Electronics and TV



### The Treasure Chest of Values!

Features all the leading brands of Communication Equipment, Test Instruments, Build-it-Yourself Kits, Hi-Fi, Sound and Recording Equipment, Radio, Electronics and TV Parts and Supplies for every conceivable need . . . in stock — ready for immediate delivery. A "must" for experimenters, amateurs, servicemen, engineers, builders and "hi-fiers."

**Walter Ashe**  
RADIO CO.  
1125 PINE ST. • ST. LOUIS 1, MO.

Send for your  
FREE Copy

MAIL COUPON TODAY!

WALTER ASHE RADIO CO.  
1125 Pine St., St. Louis 1, Mo.

PE-9-55

Rush FREE Copy of New 1955 Catalog.

Name \_\_\_\_\_

Address \_\_\_\_\_

City \_\_\_\_\_ Zone \_\_\_\_\_ State \_\_\_\_\_

## SUN BATTERY

Self Generating Selenium—Only \$1.50

You have read about it in P.E. Now you can own one at low cost. International Self Generating Selenium B2M Sun Battery with a high output of 2 MA @ .5 volts in average sunlight. Complete with data sheet only \$1.50.

## GIANT CATALOG

NEW LISTINGS —

1955 ELECTRONIC SPECIALS

Listing thousands of surplus electronic and mechanical bargains for experimenters, hobbyists, engineers—10c coin or stamps.

Rectifiers @ 29c ea. Transformers @ 49c ea.  
Controls @ 29c ea. Bulbs . . . . . @ 2c ea.  
Switches @ 6c ea. Motors . . . . . @ 99c ea.  
Automatic Steppers @ 95c ea.

**SOUNDTRONICS LABS**

Dept. P-5  
PHILADELPHIA 6, PA.

632 ARCH STREET

### NEW! WRIST RADIO

Amazingly powerful! Plays while you wear it. 400-mile reception using just its own antenna. No connections needed to ground, aerial, lamp, telephone, etc. Tunes entire broadcast band with sharp selectivity.

**BUILD YOUR OWN**—New book has complete instructions. How-to-do-it book \$1.98 postpaid. Also a basic kit consisting of attractive pre-drilled case, "outline" chassis, and all necessary hardware \$2.98 ppd. Combination of book and basic kit, SPECIAL \$3.98 postpaid. C.O.D.'s \$1 deposit.

HUCKERT ELECTRONICS, Box 7400-L3, Washington 4, D. C.



LEARN

## MEAT CUTTING



Train quickly in 8 short weeks at Toledo for a bright future with security in the vital meat business. Big pay, full-time jobs—HAVE A PROFITABLE MARKET OF YOUR OWN! Pay after graduation. Diploma given. Job help.

Year! Send NOW for FREE catalog. No obligation. C. I. Approved. NATIONAL SCHOOL OF MEAT CUTTING, Dept. 55-A, Toledo 4, Ohio

no question that this is the best hi-fi version yet to appear. I will reserve judgment on the performance until I have a chance to hear the work in its entirety. Suffice it to say that, so far as I could tell, the job is well done. If there are some of you who just can't wait for this to be released, you need not have any qualms about the Ansermet reading, as it has withstood the test of time quite well.

Between the Cluytens/Angel version and the Ormandy/Columbia version of the two suites, there is little to choose. The Angel has the more natural, more impressively musical sound, with the beautifully clean strings and the superior French woodwinds virtually distortionless. Columbia has the fabulous strings of the Philadelphia orchestra, but they have a slight edge to them; brass and percussion is more spectacular than the Angel disc. Ormandy does an eminently satisfying job of conducting this work, but Cluytens outguns him with his tempi and phrasing, his orchestral contrasts that clearly show a deeper insight of the score and a more loving approach.

Of the discs containing Suite No. 2 only, the Toscanini is far and away the best. The Maestro has a way with this kind of music that is irresistible. As usual, the pace may be considered by some to be a mite fast, but he gets away with it because of his ability to elicit a fabulous amount of inner detail that gives the work its strong textures. Unfortunately, this is not the best sound by any means. The acoustics are cramped, the frequency and dynamic range somewhat restricted.

Until I have a chance to evaluate the new Mercury, the score on this work would be: best sound and best performance . . . the London complete ballet; best sound and performance on the two suites . . . the Angel disc.

o o o

Unfortunately, space does not permit a thorough review of some of the other staples of the pop concert repertoire, but here are a few recommendations which in every case are considered the best sounding but not necessarily the best-performed versions of a particular work: Ravel's *Alborada del Gracioso* . . . Angel and Mercury; Ravel's *Mother Goose Suite* . . . London and Columbia; Ravel's *La Valse* . . . Mercury, Columbia, London; Saint Saen's *Dance Macabre* . . . London, Columbia; Sibelius *Finlandia* . . . Columbia, Angel; Tchaikovsky's *Nutcracker Suite* . . . Mercury, Columbia 4729, Victor LM9023, Angel 35004; Tchaikovsky's *Romeo and Juliet* . . . Mercury, Westminster, London, Capitol; Mussorgsky's *Night on Bald Mountain* . . . Victor, London.

### Jazz Corner

There are some very good jazz items this month. Those of you who are old enough will remember rather fondly the great swinging band of saxophonist Charlie Barnet, and will be pleased to learn that Charlie recently got together a bunch of his old sidemen and other "hotshots" and has turned out an album for RCA Victor called *Redskin Rhumba*. This,



of course, was the title of one of the numbers in Barnet's famous Indian sketches, and included the ever popular *Cherokee, Iroquots*, etc.

The years have treated Mr. Barnet and his saxophone kindly, and the aggregation behind him has not forgotten how to swing! Charlie really blows up a storm with all his saxophones, including his famous soprano, and the result is some of the best "big band" jazz I have heard in a long time. In fact, there seems to be a trend forming that could lead us back to the era of the "big swingin' bands." I think this is largely due to the magnificence of sound that these big bands make when recorded with modern techniques and reproduced through good hi-fi systems.

This recording is a brand new *Victor* orthophonic, and if you think you know how the Barnet saxophone sounds, you haven't really heard it until you hear it on this disc. Many of Charlie's subtler intonations, and other details which just couldn't be captured on the 78 rpm's, are heard here with startling clarity and are really quite revelatory. The sound itself is very wide range in frequency and dynamics, the trombones and trumpets are bright and punchy, the traps have a clean, solid sound.

It is a record which should appeal to a large public, and the teensters who don't know Mr. Barnet should listen to him and hear some real music and real musicianship instead of some of the watered-down pabulum they are fed these days!



Another all-time favorite comes into his share of hi-fi attention on *Capitol* disc called *B.G. in Hi-Fi*. It takes no musical Sherlock Holmes to figure out that those initials stand for the immortal Benny Goodman, a name even the teensters are familiar with.

Yessir, the old "King of Swing" gets together with a few of his old boys and a lot of new "sit-ins," and he too gets a chance to have his fabulous clarinet heard with hi-fi sound. Playing a potpourri of old favorites, including such gems as *Airmail Special*, Benny gives ample evidence of his ability to keep it swingin'! If he hasn't quite the freshness and improvisation that characterized his earlier playing, nevertheless he still has that big solid tone and the accurate intonation. The band behind him could have had a few more hours together to improve their ensemble work, but the spirit is there and they do quite well.

*Capitol* produces some of the best big band records made these days. Their acoustic treatment is ideal, and the mixing engineer does a terrific job of maintaining balance. Add to this the wonderfully wide dynamic and frequency range, the almost total lack of distortion and—as a bonus—really dead quiet surfaces, and this record makes a legendary Benny Goodman take on new life. It is highly recommended to you.

### Tape Tips

As promised, here is one of the new *AV-Vanguard Jazz Showcase* releases: *Jimmy*

September, 1955

# LEARN PRACTICAL RADIO

Construction, Servicing, Theory

At Home with the

New Deluxe 1956

PROGRESSIVE

RADIO "EDU-KIT"

ONLY  
\$19.95  
Complete

Build 15 Receiver,  
Code Oscillator, Transmitter,  
Signal Tracer Circuits

- Attractively Gift Packaged
- Free Soldering Iron
- Absolutely No Knowledge of Radio Necessary
- No Additional Parts Needed
- Excellent Background For Television
- 30-day Money-Back Guarantee
- School Inquiries Invited
- Used in 79 Countries
- Learn High Fidelity



## WHAT THE PROGRESSIVE RADIO "EDU-KIT" OFFERS YOU

You will learn how to identify Radio Symbols and Diagrams; how to build radios, using regular radio schematics; how to wire and solder in a professional manner. You will learn proper chassis layout. You will learn the basic principles involved in radio reception, transmission and audio amplification. You will learn how to service and trouble-shoot radios. You will learn code. You will receive instructions for F.C.C. Novice license. In brief you will receive a practical basic education in Radio, worth many times the small price you pay.

### THE KIT FOR EVERYONE

It is not necessary that you have even the slightest background in science or radio. The "Edu-Kit" is used by young and old; by radio schools and clubs; by Armed Forces personnel and Veterans. No instructor is required. Instructions are complete, simple and clear.

### PROGRESSIVE TEACHING METHOD

The "Edu-Kit" uses the principle of "Learn by Doing." Therefore you will build radios, perform jobs, and conduct experiments to illustrate the principles which you learn. You begin by learning the function and theory of each of the radio parts. Then you build a simple radio. Gradually, in a progressive manner, you will find yourself constructing more advanced multi-tube radio sets, and doing work like a professional Radio Technician. The "Edu-Kit" Instruction Books are exceedingly clear in their explanations, illustrations and diagrams. These sets operate on 105-125 V. AC/DC. For use in foreign countries having 210-250 volt source, an adapter for 210-250 V. AC/DC is available.

### The Progressive Radio "EDU-KIT" Is Complete

You will receive every part necessary to build fifteen different radio circuits. The "Edu-Kit" contains tubes, tube sockets, variable electrolytic and paper condensers, resistors, line strips, coils, hardware, tubing, Instruction Manuals, etc. No solder or hook-up wire included. A soldering iron is included, as well as Electrical and Radio Tester. Complete, easy-to-follow instructions are provided. All parts are guaranteed, brand new, carefully selected and matched. In addition, the "Edu-Kit" now contains lessons for servicing with the Progressive Signal Tracer, High Fidelity, F.C.C. Novice instructions, quizzes.

### TROUBLE-SHOOTING LESSONS

Trouble-shooting and servicing are included. You will learn how to recognize and repair troubles. You will build and learn to operate a professional Signal Tracer. You will receive an Electrical and Radio Tester, and learn to use it for radio repairs. While you are learning in this practical way, you will be able to do many a repair job for your neighbors and friends and charge fees which will far exceed the cost of the "Edu-Kit."

### FREE EXTRAS

- ELECTRICAL & RADIO TESTER • SOLDERING IRON
- HI-FI GUIDE • TV BOOK • QUIZZES
- CONSULTATION SERVICE

PROGRESSIVE "EDU-KITS" INC., 497 Union Av., Brooklyn 11, N.Y.

MAIL TODAY—Order shipped same day received.

30-Day Money-Back Guarantee. INCLUDE ALL FREE EXTRAS.

- "EDU-KIT" Postpaid. I enclose full payment of \$19.95.
- "EDU-KIT" COD—I will pay \$19.95 plus postage (USA only)
- Outside USA: Enclose \$20.95. "Edu-Kit" sent postpaid
- Outside USA: 210-250V. AC/DC Adapter. Enclose \$2.50
- More details on "EDU-KIT" Free—No obligation
- FREE Radio-TV Servicing Literature. No obligation

NAME .....

ADDRESS .....

PROGRESSIVE "EDU-KITS" INC. 497 UNION AVE.  
Room 512D. Progressive Building Brooklyn 11, N. Y.

# HUDSON HAS 'EM!

## COMPLETE PARTS KITS for FEATURE PROJECTS in this Magazine

We've put together FROM OUR REGULAR STOCKS OF STANDARD BRAND PARTS, complete kits as shown in the parts lists of feature projects in this issue of Popular Electronics. These components are all BRAND NEW, FULLY GUARANTEED, and SPECIALLY LOW PRICED FOR THESE PROJECTS!



- |  |         |         |
|--|---------|---------|
| STROBOSCOPE FOR THE ELECTRONIC WORKSHOP<br>Complete Kit of Parts .....   | Special | \$20.39 |
| TRANSISTORIZED SINE-WAVE GENERATOR<br>Complete Kit of Parts .....  | Special | \$8.83  |
| FLUORESCENT LAMP DIMMER<br>Complete Kit of Parts .....   | Special | \$10.14 |
| G. BERRY TRANSISTOR TELEPHONE PICKUP<br>Complete Kit of Parts including Wire and<br>Coil form for pickup coil..... | Special | \$9.90  |

PLEASE INCLUDE  
20% DEPOSIT WITH  
C.O.D. ORDERS

Mall Order Dept. PE-9  
48 West 48th Street  
New York 36, N. Y.

**Hudson**  
AUTHORIZED FACTORY DISTRIBUTORS  
RADIO & TELEVISION CORP.  
ELECTRONIC & SOUND EQUIPMENT

## VHF AM-FM RADIO

Supersensitive sub-miniature tube set receives television, FM broadcast, C.A.F. and amateurs without antenna or ground. Tunes from 75 mc. to 150 mc. Similar models available in frequency bands from 27 mc. to 225 mc. Pocket size—measures only 2" x 2" 2/8". Highest quality components used. Specify battery or AC model. Use with any magnetic headphone or can be connected to audio amplifier for loudspeaker operation. Thousands in use by amateurs, experimenters, and civil defense. Factory wired chassis complete with special tube only \$3.98 postpaid. Postage extra on COD orders.

**SPRINGFIELD ENTERPRISES**  
Box 54-E Springfield Gardens 13, N. Y.

**When you order by mail . . .**

please print your name and address clearly, be specific in your order, enclose proper amount, allow ample time for delivery.

## GET INTO ELECTRONICS

You can enter this uncrowded, interesting field. Defense expansion, new developments demand trained specialists. Study all phases radio & electronics theory and practice: TV; FM; broadcast; servicing; aviation, marine, police radio. 18-month course. Graduates in demand by major companies. H. S. or equivalent required. Begin Jan., March, June, Sept. Campus life. Write for Catalog.

**VALPARAISO TECHNICAL INSTITUTE**  
Dept. PE Valparaiso, Indiana

*Rushing Sings the Blues*—AV7015 inch reel, 7½ i.p.s., 30 min., \$7.95.

The name Jimmy Rushing will be familiar to those who remember his work with the late Jimmy Lanceford's band and other groups. As a proponent of blues singing, Jimmy is unique. His voice is not what anybody could ever call beautiful, his range is quite restricted, he strains at times. But neither could anybody deny the earthiness, the "rightness" of his rather gravelly voice for singing the moanin' low blues!

Jimmy is backed up on his numbers by a group of well-known sidemen including Jo Jones on the skins, Sam Price on piano and Buddy Tate on the tenor sax. When Jimmy rears back his head and gives forth with an old favorite like *Chicago*, man . . . you know you're getting the real deal . . . the genu-wine blues.

Soundwise, this is another example of the excellent recording done by *Vanguard* and expertly dubbed by AV. All elements vocal and orchestral are very smooth, yet clearly delineated; frequency and dynamic range are, of course, far better than on the disc originally issued; the piano in particular has that beautiful, clean sound and wonderful transients peculiar to its reproduction on tape.

Good acoustics and a signal-to-noise ratio good enough to make tape hiss minimal add up to the fact that prerecorded tapes are getting better and better all the time. Now if the tape companies can only figure out how to furnish the raw tape at a realistic price, we'll really get prerecorded tape off the ground!

### Record of the Month

This month a *Westminster Lab* Series disc gets the nod. It has a familiar item like Chabrier's *Espana*, coupled with two numbers by Revueltas, and the fantastic *Iron Foundry* of Mossolov. The first *Westminster Lab* series that justifies its advertising adjectives, the balance is kept reasonable here and is not subverted for the sake of hi-fi effects.

The *Iron Foundry* and the *Revueltas* works are sensational enough in themselves without further enhancement by trickery. Sound is very wide range, dynamics startling in their contrasts, and some of the bass drum blasts will lift you out of your seat! Don't fail to hear this one!

—30—



### Transmitting Tower

(Continued from page 63)

wave receiver or practice with another beginner to build up your speed.

In order to avoid memorizing the code visually, if at all possible to do so, ask someone who is not interested in learning the code himself to help you and your partner. After reading this article to learn what is required, he can take the code chart and act as your instructor. Instead of using a key, he can say the *dits* and *dahs* composing each letter as a single staccato group. Many a patient parent, brother, sister, or girl friend has helped a new ham get started in this manner.

Getting down to bedrock, teaching yourself the code from a chart is the least desirable of all methods, because of its slowness. Nevertheless, probably most amateurs on the air today started in that manner and used signals picked up on their receivers for copying practice.

At first, it will be difficult to find any signals going slow enough to permit copying even an occasional letter. But write down every one you do recognize. Eventually, you will be able to copy more and more of them, and you will be over the "hump."

No matter how you learn the code, you should start over-the-air copying as soon as you can, to accustom yourself to copying all sorts of signals through noise and interference. Learn to copy through headphones, too, because you will have to wear them when you take the FCC examination. Your family will probably insist on it, anyway.

### Copying Practice

One excellent source of over-the-air practice is W1AW, Newington, Conn. Every night of the year starting at 9:30 p.m., Eastern Time (Standard Time in the winter and Daylight Time in the summer), it sends an hour of code practice on eight different frequencies in the amateur bands. On Sunday, Tuesday, Thursday, and Saturday, the transmission speeds are 5, 7½, 10 and 13 wpm. On Monday, Wednesday, and Friday, they start at 15 wpm and increase in 5-wpm steps to 35 wpm.

The most useful of the W1AW frequencies are 1885, 3555, 7125, and 14,100 kilocycles. The first two will be heard best from within several hundred miles of the station, and the other two will be more useful over greater distances. These code-practice sessions may be identified by the preliminary call on code of "QST DE W1AW" repeated for several minutes, starting promptly at 9.30 p.m., Eastern Time.

However you learn the code, you will eventually reach a speed beyond which you cannot seem to copy, in spite of your best efforts. Many students attempt to get past this very frustrating period by beating themselves over the head with the code for hours at a time. Unfortunately, this does not do the trick.

The only thing that does work is regular, short practice periods, in which you try to copy signals going slightly faster than the speed at which you can write down every letter. Sooner or later, you will start making progress again.


### Learning to Send

Learning to send before you have memorized the code and have acquired some copying skill will retard your progress. This is because in learning to send you must think in terms of individual *dits* and *dans*. As we have seen, this is the thing we try to avoid in copying. Fortunately, the only time it is necessary to learn to send immediately is when two beginners are studying together and must copy each other's sending.

Your key should be mounted on a fairly large base so that it will not flop around in use. Its contact spacing should be about ¼",

Become an

# Electrical Engineer



## Major in Electronics or Power BS Degree in 36 months

Prepare now for a career as an electrical engineer or engineering technician—and take advantage of the many opportunities in these expanding fields.

You can save a year by optional year 'round study. At MSOE previous military, academic, or practical training may be evaluated for advanced credit.

### Enter Radio and Television — courses 12 to 18 months

You can be a radio technician in 12 months. In an additional 6-months you can become a radio-television technician with Associate in Applied Science degree. Color television instruction is included in this program.

These technician courses may form the first third of the program leading to a degree in Electrical Engineering. Twenty-one subjects in electronics, electronic engineering and electronic design are included in these courses.

Courses also offered: radio-television service (12 mos.); electrical service (6 mos.); general preparatory (3 mos.).

### Terms—January, April, July, September

Faculty of specialists, 50,000 former students—annual enrollment from 48 states, 23 foreign countries. Non-profit institution. 52nd year. Courses approved for veterans. Residence courses only.

MS-6B



## MILWAUKEE SCHOOL OF ENGINEERING

MILWAUKEE SCHOOL OF ENGINEERING  
Dept. PE-9-55, 1025 N. Milwaukee Street  
Milwaukee 1, Wisconsin

Send FREE illustrated booklets  
 Career in Electrical Engineering.  
 Career in Radio-Television.

I am interested in..... (name of course)

Name..... Age.....

Address.....

City..... Zone..... State.....

If veteran, indicate date of discharge.....

## WRITE FOR McGEE'S 1956 FREE CATALOG

MORE BARGAINS IN KITS—FM-AM CHASSIS—  
SPEAKERS—TUBES—TV PARTS—THAN ANY  
CATALOG IN AMERICA



### 6 TUBE UNIV. MOUNTING AUTO RADIO

\$19.99

WITH 6 x 9" SPEAKER

Universal mounting, 6 tube, 6 volt auto radio. Full superhet, tuned R.F. stage. Offered at less than factory cost. Thin, compact size makes neat underdash installation. Can be fit into dash of some cars and trucks. Extends down only 2 1/2" when mounted underdash. Size, 9" wide, 4 1/4" high and 7 1/4" deep. Furnished with separate heavy duty 6x9" speaker. Tubes: 6BE6, 2-6BD6, 6AV6, 6AQ5 and 6X4. Ship. wt. 10 lbs. Stock No. AH-759. Sale price only \$19.99. 3 section top cowl antenna, \$2.29 extra.

### MINIATURE BROADCASTER FOR THE HOME

\$9.95

With Xtal  
Microphone



New, model MCL-E3 miniature broadcasting station for microphone and phonograph. Receive on any radio in the home. No wires to connect, just tune in like a radio station. Inputs for crystal mike and record player. With 12K8 and 70L7 tubes. For 110 volt AC. One control fades from microphone to phone. Frequency can be adjusted so it won't interfere with local radio stations. Complete with crystal mike and instructions. Ship. wt. 4 lbs. Net price, \$9.95.

### 6 TUBE—2 BAND RADIO KIT

\$14.95

350-1650 KC  
6-18MC



6 tube, 2 band AC-DC radio kit, complete with plastic cabinet, speaker and all parts. Receives broadcast and 6-18 mc shortwave. Full 2 gang superhet with 5" speaker and slide rule dial. With tubes: 12K8, 2-12SK7, 12SQ7, 50L6 and 35Z5, diagram and instructions. 13" x 6 3/4" x 6 1/4". Ship. wt. 12 lbs. Model ME6-2. Net price, \$14.95.

McGEE RADIO CO., 1905 McGee St., Kansas City, Mo.

PRICES F.O.B. KANSAS CITY—SEND 25% DEPOSIT WITH  
C.O.D. ORDERS. BALANCE SENT C.O.D.

and its spring tension should be sufficient so that the contacts will open immediately upon the release of pressure, but not so great that heavy pressure is required to close them.

Best placement of the key varies with individuals. In general, place it in line with the shoulder of your keying arm, so that when your fingers are on its knob, your entire forearm is on the table. Lightly place your first two fingers on top of the knob near its back, with your thumb along the side, and your other fingers curved naturally toward the palm of your hand. All keying should be done with your flexing wrist, not with your fingers nor with your whole arm.

The *dit* is the basis of all sending rules. The *dah* is three times its length, and the spacing between *dits* and *dahs* within a letter is equal in length to one *dit*. Spacing between letters is three *dits*, and the spacing between words is equal to five *dits*.

Make a series of about ten *dits*, keeping them and the spaces between them short and uniform. Next, make a series of about eight *dahs*. Then, alternately send various combinations of *dits* and *dahs*. Use the same flexing wrist motion for all these exercises, and strive to make every *dit* sound like every other *dit*, every *dah* like every other *dah*, and every space exactly the same length.

In sending actual letters, do not worry about speed. Strive for accuracy. Watch especially the spacing, both within letters and between letters. Space poorly, and your sending will be difficult or impossible to read. Any time you have the least doubt about your sending, go back to the fundamental exercises again.

If you make a mistake in sending, send the error sign—eight *dits*—or the question mark, then go back to the last correctly sent word and start over from there. Most experienced operators use the question mark for this purpose.

### Code Practice Oscillators

The simplest signal source for practicing sending is a high-frequency buzzer, a couple of dry cells, and the telegraph key all connected in series. More satisfactory because they are usually more reliable in operation and produce a more natural-sounding signal in your phones, are vacuum-tube or neon-bulb oscillators. Instructions for building several of them have appeared in past issues of *POPULAR ELECTRONICS* and in the *Radio Amateur's Handbook*. They also can be obtained commercially, already wired or in kit form, at prices from about \$8.00 to \$20.00. The more expensive of them can usually be used in conjunction with your transmitter as a keying monitor, after you obtain your license.

### The Novice Code Test

The Novice Class code test consists of 25 five-letter words sent at a speed of five words per minute. You must copy a minimum of 25 consecutive letters to pass it. To be certain that you will be able to do so, you should be able to copy well at a speed of seven to eight words a minute. The extra speed will overcome the effects of the nervousness all

## You Can Make More Money With an F.C.C. COMMERCIAL OPERATOR LICENSE!

An F.C.C. commercial operator license means greater opportunities and higher pay. We are specialists in preparing you, in a MINIMUM OF TIME, to pass F.C.C. examinations for all classes of commercial operator licenses. Regularly scheduled RESIDENT classes are held in Washington, D.C. and Hollywood, Calif. CORRESPONDENCE courses are conducted from Washington. Write or phone for our free booklet.

GRANTHAM School of Electronics Dept. 104-R  
737 11th St. N. W. 5910 Sunset Blvd.  
Washington, D. C. OR Hollywood 28, Calif.  
(Phone: STerling 3-3614) (Phone: HOllywood 2-1411)

# INVENTORS

When you are satisfied that you have invented a matter of value—write me, without obligation, for full information on what steps you should take to secure a Patent.

## PATRICK D. BEAVERS

Registered Patent Attorney

1098 Columbian Building Washington 1, D. C.

## THRIFTY SPECIALS

Complete Emergency Xtal Receiver Kit.....\$2.60  
Miniature "Sun Battery" ..... 1.50  
Hydro-Aire "CQ-1" Transistors ..... 2.50  
All Orders Postpaid In USA. No COD's Please.

## THRIFTY T.V. SUPPLY CO.

13647 Burbank Blvd., Van Nuys, Calif., STate 6-1610

## THESE ARE SENSATIONAL!!

### POCKET F-M RADIO With Printed Circuit

High fidelity music in the pocket with earpiece . . . in car using car radio as amplifier . . . in your home with your radio or phonograph amplifier. Can be used as remote tuner on two-wire cord up to 50 feet from amplifier. All in one unit. Operates on its own batteries. No drift or fade. No antenna needed. Easy to build kit with special high frequency tube and clear plastic case.



**\$9.95**  
ONLY postpaid  
Special Earpiece . . . **\$5.95**

### EKERADIO 2-Band, 8-Oz. Battery

#### EMERGENCY Radio Receiver

Employing a Powerful Subminiature Tube.

Operates on its self contained batteries—can be changed without tools.

Features Switch for Shortwave, Ballbearing Tuning Condenser, Has Metal Calibrated Dial.

Tune in police calls, airplanes and ground stations, ship to shore, fishing boats and the amateurs on the 75 meter (ham) bands. All this and the complete broadcast band static free reception (for earphone use or the special earpiece listed above).

Wired and airtested . . . batteries and 8 foot receiving wire antenna.



**\$19.95**  
postpaid

### ALL BAND RADIO KIT

**\$5.95**

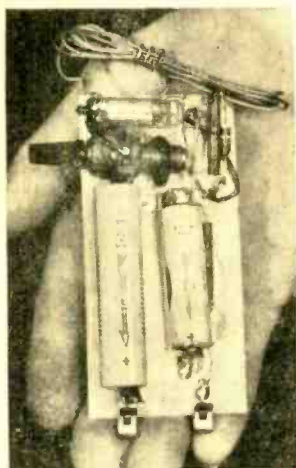
Its a radio receiver. Tunes all bands. Powered by hearing aid batteries (more power than 2-transistors).

Only 5 soldered connections and 4 bolts to put in.

Weights only 4 ozs. including batteries. Can be used as Phonograph Oscillator.

Easy-to-make Kit and Subminiature Tube only \$3.95, less batteries and phone.

Trim Single Phone \$1.25, Trim Double Phone \$2.00, Long Distance Antenna Kit \$2.25, Batteries Set \$1.75.



### EKERADIO ELECTRONIC DEVELOPMENTS

Dept. G, 646 N. Fair Oaks, Pasadena 3, Calif.

DEALERS INQUIRIES INVITED

*These great minds were Rosicrucians . . .*



Francis Bacon Benjamin Franklin Isaac Newton

## WHAT SECRET POWER DID THEY POSSESS?


### Why were these men great?

How does anyone—man or woman—achieve greatness? Is it not by mastery of the powers within ourselves?

Know the mysterious world within you! Attune yourself to the wisdom of the ages! Grasp the inner power of your mind! Learn the secrets of a full and peaceful life!

Benjamin Franklin, statesman and inventor . . . Isaac Newton, discoverer of the Law of Gravitation . . . Francis Bacon, philosopher and scientist . . . like many other learned and great men and women . . . were Rosicrucians. The Rosicrucians (NOT a religious organization) have been in existence for centuries. Today, headquarters of the Rosicrucians send over seven million pieces of mail annually to all parts of the world. Address: Scribe N.X.C.

**THIS BOOK  
FREE**



## The ROSICRUCIANS

San Jose (AMORC) California, U.S.A.

SEND THIS COUPON

Scribe N.X.C.  
The ROSICRUCIANS  
(AMORC)  
San Jose, California, U.S.A.

Please send me the free book, *The Mastery of Life*, which explains how I may learn to use my faculties and powers of mind.

Name \_\_\_\_\_

Address \_\_\_\_\_

City \_\_\_\_\_

State \_\_\_\_\_


# Perma-Power Radio Controlled Garage Door Opener

Now, the newest, finest Radio-Control Garage Door Opener styled in a modern spun-aluminum fixture that beautifies garage interiors.

Convenience and safety features galore — New automatic shut-off, positive locking of door, FCC authorized radio frequency . . . and many more plus qualities!

Write today for descriptive literature.

Everyone can afford this modern convenience!



POPULARLY PRICED

made better!

- \* It's really simple to install . . . one man can do it easily!
- \* Takes just an afternoon with common hand tools; no soldering.
- \* Complete instructions assure professional-type installation.

MAIL THIS COUPON FOR COMPLETE FACTS!

Perma-Power COMPANY 4727 N. DAMEN AVE. CHICAGO 25, ILL.

- Please send FREE descriptive literature on your GARAGE DOOR OPENER
- Please advise name of your nearest electronic parts distributor carrying your GARAGE DOOR OPENER

NAME \_\_\_\_\_  
ADDRESS \_\_\_\_\_  
CITY \_\_\_\_\_ STATE \_\_\_\_\_

## Edlie for TOP VALUES

### JUST Newest & Best "Fix-It-Yourself" Aid OUT! Edlie's E-Z TV REPAIR GUIDE

The only Fix-It-Yourself guide made expressly for YOUR TV set!

Now you can save costly TV repairs with this new, simplified method which includes all necessary data for just YOUR set. No confusing, unimportant information applicable to hundreds of different makes. Simplifies detection of faulty tubes in your TV receiver quickly, accurately.

It's a terrific idea—It's a terrific guide! Order today and have your set back in perfect condition at once. Be sure to send us make and model of your TV set when ordering. For most TV sets—new and old.

only 50¢



#### 5-Tube AC/DC Superhet Radio Kit

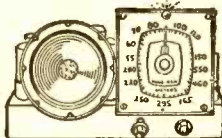
KIT 5: Includes all top quality components required to construct this latest design, highly sensitive 5-tube, AC/DC superheterodyne broadcast receiver. Complete with black, glistening bakelite cabinet (excludes wire & solder).

Kit of 5 tubes: 12AT6, 12BA6, 12BE6, 35W4 & 50B5 . . . \$3.25 less tubes . . . . . \$7.95

#### 6-Tube Radio Kit

KIT 6: A great value in a low-priced radio kit designed for high sensitivity and good tone qualities. Easily constructed circuit. Complete with chassis, all parts, hardware, PM speaker (except wire & solder).

Kit of 6 tubes: 25L6, 25Z6, 6SQ7, 6SA7 & 6SK7(2) . . . . . \$3.25



less tubes . . . . . \$6.95

Write today for FREE Catalog. All made, shipped F.O.B. New York City, prices subject to change without notice. Include 20% deposit with C.O.D.'s.

### EDLIE ELECTRONICS

154A Greenwich St. D1. 9-3143 New York 6, N. Y.

applicants suffer when they take the test.

No numbers or punctuation marks are included in the receiving test, but they may be called for in the sending test. In addition, you will not get very far in making contacts over the air unless you know them; therefore, do not neglect any of the symbols included in the code chart. Besides, you will have to know them later when you pass the 13-wpm General Class code test.

### News and Views

Good news for Novices and prospective amateurs in the Albany, N. Y., area is that *The Fort Orange Radio Distributing Co., Inc.* will sponsor another amateur radio course this fall. Their spring course was an overwhelming success. Of the 51 who enrolled, 40 qualified for their Novice licenses, and "Uncle Dave" Marks, W2APF, president of the company, presented to each graduate a one-year membership in the *Albany Amateur Radio Club*.

Encouraged by the success of this first course and profiting by the few minor mistakes that were made, the fall course will be expanded in scope and should be even more successful than the first one. To register for the course and to get details as to starting date and similar information, contact *Uncle Dave's Radio Shack, Fort Orange Radio Distributing Co., Inc.*, 904-916 Broadway, Albany, N. Y.

In Chicago, free code classes for prospective amateurs will be held Monday evenings between 7:00 and 9:00 p.m., starting September 12 and continuing to November 28. The place is *Allied Radio Corporation*, 100 N. Western Ave., Chicago 80, Ill.

Helen Kennedy, WN9MXI, 5056 North Winchester St., Chicago 40, Ill., suggests that, to make it easier to change crystals in close quarters, a length of "Scotch" tape be placed on each side of the crystal holder and the ends stuck together at the top to form a handle. The crystal frequency can be typed on a small label, which is placed between the two lengths of tape at the top, for easy identification.

Helen uses this idea successfully with her *Johnson Ranger* transmitter. At the time she wrote, she had worked 25 states in about six weeks of limited operating time.

Let us hear from you. What type of a transmitter and a receiver do you use? How many states and countries have you worked?

Until next month, 73.

Herb, W9EGQ.

### Short-Wave Bands

(Continued from page 65)

*cuta* in *Cucuta*. In exchange for a correct report, they will send a pennant in white, red, and brown. On 4815 kc., the address for HJBB is *La Voz de Cucuta*, Apartado Aereo 5-19, Cucuta, Colombia.

**CURACAO**—There are no s.w. xmsns from Curacao at present. The outlet on 5010 was for tests only and has been discontinued.

**DENMARK**—OZF, 9520 kc., Copenhagen, opens

at 2030 in language. The session with Marianne usually runs from 2100 to 2128 and consists of talks and musical numbers. English programs are heard at 2200 and 2245, news at 2200.

**ECUADOR**—HCJB, Quito, 11915 kc., has an easily heard English program from 2100-2345. It usually is of a religious type, with a bit of Spanish now and then. They have an attractive QSL card.

**EGYPT**—If you can read foreign languages, try Cairo on 9790. They have an Arabic program at 1920-2000 with the sign off at 2000 after time pips. Identity is *Huna El Kahera*.

**FRENCH EQUATORIAL AFRICA**—Brazzaville, on 11970 kc., is another fairly easy one to find; around 1500 with English and French program; at 1850-1855 with news; at 1915-1940 with French music and English news; and around 2045 in a French session.

**FIJI ISLANDS**—VRH4, Suva, 3980 kc., with 500 watts, is owned by the *Fiji Broadcasting Commission* and transmits in English, Fijian, and Hindustani for the Pacific Islands at 1330-0530 weekdays and 1500-0500 on Saturdays. Broadcasts are relays of medium wave VRH and VRH2. A new vertical antenna will probably restrict radiation to the colony. Reports have been received from as far away as Japan, Norway, and USA. It is being heard on the West Coast around 0500-0600 and identifies as "This is Suva Calling." The s/off theme is "God Save the Queen."

**FINLAND**—OIX5, Pori, on 17800, opens at 2300 with time report and news in English. OIX4, 15190, opens Sunday at 0430 with a "Home Service" program. It fades in in the West around 0630 with pop music; news can be heard at 0600. A new English period opens at 1430.

**FORMOSA**—BED3, 15235, the *Voice of Free China* in Taipei, opens at 0000 with English news; also noted at 1800-1900 and 0000-0200 to North America, at 0230 to the Middle East; English news at 0000, 0130, 0230.

**GERMANY**—NWDR, Cologne, on 11945, is a new channel with German news after English announcement at 1215. English session to North America is at 2115 with news at 2130-2140, German at 2200, pop music at 2300, German program at 2315-2330, French announcement and s/off at 2330. A new station is DGE24, 5135, operated by the editors of "Sportwelt Koln" for test purposes over a xmt of the German "Bundespost." It is being noted around 0815.

**GREECE**—Athens, on 15345, has French at 1315, followed by English and a weekly review. Native songs are presented at 1330.

**HUNGARY**—An easy xmsn to hear is *Radio Budapest* on 9833 with an English session to North America at 2300-2330; news at 2330.

**INDO-CHINA**—One that isn't too easily logged is the *Voice of Vietnam* in Hanoi on 11998. Their English xmsn can be tuned at 0800-0830 and is mostly news. Dual with 9925 kc., they identify as "This is the *Voice of Vietnam* broadcasting from Hanoi, the capital of the Vietnamese People's Republic. . . ." Oriental follows the announcement.

**IRAN**—Another one that is not too easy to locate is *Radio Teheran*, EPB, on 15100. It

# DON'T THROW OLD RADIOS AWAY!




This giant book shows exactly how to fix them . . . without a lot of previous experience!

Just look up the how-to-do-it data on that old radio you want to fix!

Four times out of 5, this giant, 3½-pound, 744-page Ghirardi **RADIO TROUBLESHOOTER'S HANDBOOK** gives exactly the information you need. Tells what is likely to be causing the trouble . . . shows how to fix it. Covers practically every radio receiver model made by 202 manufacturers between 1925 and 1942. Using it, even beginners can easily fix old sets which might otherwise be thrown away because service information is lacking. With a few simple repairs, most of these old sets can be made to operate perfectly.

Included are common trouble symptoms and their remedies for over 4,800 models of old home, auto radios and record changers. Airline, Apex, Arvin, Atwater Kent, Belmont, Bosch, Brunswick, Clarion, Crosley, Emerson, Fada, G-E, Kolster, Majestic, Motorola, Philco, Pilot, RCA, Silvertone, Spartan, Stromberg and *dozens more*. . . Includes hundreds of pages of invaluable tube and component data, service short cuts, etc. Price \$6.50—10-day free trial.

# HERE'S HOW TO GET YOUR START



Here's basic training you can really understand . . . training that can help fit you for a good paying radio-television-electronic career! No matter what part of the work you want to do, this is the kind of training you need **FIRST!**

Ghirardi's **RADIO PHYSICS COURSE** is the oldest book of its kind . . . and still a best seller **BECAUSE IT IS SO AMAZINGLY CLEAR AND COMPLETE.** Thousands now in electronics got their start from this great book—**AND THEY'LL RECOMMEND IT TO YOU TODAY!**

More experts got their basic training from this big book than any other of its type!

**36 courses in one!**

Starts with Basic Electricity (over 300 pages) then takes you step by step through the entire radio-electronics field. Covers principles, theories and practices that are basic to even the most modern equipment. 972 pages; 508 pictures; 856 helpful self-review test questions. Price only \$6.50.

## 10 DAYS FREE TRIAL

Dept. PE-95, RINEHART & CO., INC.  
232 Madison Ave., New York 16, N. Y.

Send book(s) checked for free examination. In 10 days, I will either send price shown (plus postage) or return books postpaid and owe nothing.

Ghirardi's **RADIO TROUBLESHOOTER'S HANDBOOK**, \$6.50.       Ghirardi's **RADIO PHYSICS COURSE**, \$6.50.

Name .....

Address .....

City, Zone, State.....

(OUTSIDE U.S.A.—\$7.25 each, cash only. Money back if books are returned in 10 days.)

Rinehart Books are sold by leading book stores.

# LEARN TV

the practical way.

17", 21"  
and  
27"

## BUILD the New TRANSVISION TV KIT

Designed so that  
COLOR can be added

\*THIS MODEST INVESTMENT gets you started on a most fascinating project— assembling the new "E" type Transvision TV Kit in easy stages. For \$15 you get PACKAGE #1 (standard first package for all new "E" kits). This package gives you the BASIC CHASSIS and required first-stage TV COMPONENTS, with complete instructions. When ready, you order the next stage (pkg. #2), etc.

ONLY \$15.00 gets you started\*

- 1 Learn TV
- 2 Save up to 50%
- 3 Prepare for COLOR TV

Shows 8 Great TV Kits:

EXCLUSIVE: Only Transvision TV Kits are adaptable to UHF. Ideal for FRINGE AREAS. No Previous Technical Knowledge required. Write now!

FREE  
CATALOG

TRANSVISION  
NEW ROCHELLE, N. Y.

MAIL THIS COUPON TODAY

TRANSVISION, INC., NEW ROCHELLE, N. Y. Dept. E9

I'm enclosing \$ \_\_\_\_\_ deposit. Send standard kit PACKAGE #1, with all Instruction Material. Balance C.O.D.

Send FREE copy of your new TV Kit Catalog.

Name \_\_\_\_\_

Address \_\_\_\_\_

City \_\_\_\_\_

State \_\_\_\_\_

## NEW! PERSONAL POCKET RADIO

YOU ALONE ACTUALLY  
LISTEN WHILE YOU  
WALK, RIDE, WORK!



Slips in any pocket—Wt. only 6 ozs. Size 2 3/4" x 4 3/4" x 1 1/8". Beautiful Black Gold plastic case. NO HOOKUPS—NO WIRES—NO PLUGS! Self contained with 150 hour life flashlight batteries. (Available anywhere) and BUILT IN ANTENNA! GUARANTEED RECEPTION OF RADIO STATIONS TO 50 miles—up to 1500 miles for powerful stations! Has new Patented Super-regenerative Diatride tube and transformer audio stages for sharp selectivity and sensitivity—NO TRICKY

TUNING! Easy to use tip controls (while walking). Almost invisible plastic foam personal earplug lets you alone listen while you walk, visit, work, ride or sleep—anytime—anywhere in the world radios are used. GUARANTEED TO SATISFY—or your money back in 10 days!

**SEND ONLY \$500** (Ck, Mo) and pay postman \$14.95 plus postage on delivery or send \$19.95 for postpaid delivery. Get YOUR Tinytone REAL pocket radio now and be ready to listen, personally for weather, Civil Defense alarms, news, music, sports etc., on a moment's notice. COMPLETE IN EVERY DETAIL—Not a Kit or Plaything! Shipped complete with batteries and 1 Year Guarantee—Order now—today for early delivery.

WESTERN RADIO Dept. APL-9 Kearney, Nebraska

can be tuned around 1510 with music; clock chimes at 1515, followed by English news to 1523. The 1530 s/off is with their national anthem, after more clock chimes.

**JAPAN**—Radio Japan began a new service to North America (Eastern portion) at 1930-2000 and 2130-2200 (not a repeat of the earlier xmsn), in English for the first 20 minutes and then in Japanese over 11705 kc. (JOA4) and 15235 (JOB5). Reports from Eastern North America will be answered with a special QSL card. Radio Japan will add Italian to its European service soon. Additional English news periods on 11705 can be heard at 0710 and 0745.

**LIBERIA**—ELWA, Monrovia, is back on 11800 after a short stay on 15200. They are currently using a sloping "V" antenna beamed in an easterly direction, and they will welcome any reception reports.

**MAURITIUS**—Here's a fairly tough one. V3USE, Forest Side, on 15085V, at times fades in around 2240 in language; music to 2300; BBC news at 2300-2315, followed by s/off with "God Save the Queen."

**MOZAMBIQUE**—CR7BF, Lourenco Marques, 11742 (parallel with 9762 kc.), presents the "Lucky Disc Show" late evenings around 2300-0000. "Uncle Barry's" show for the kids starts up around 0017V.

**NETHERLANDS**—PCJ, 9590 kc., Hilversum, features the Eddie Startz "Happy Station Program" in English around 2130, usually preceded by talks and news.

**NETHERLANDS NEW GUINEA**—The complete xmsn for Radio Omroep Nieuw Guinea, Hollandia, N.N.G., is as follows according to an airmail letter from the director: Sunday-Thursday at 1930-2030 on 7126 kc.; daily at 0400-0700 on 3345 and 5045 kc.; on Friday at 2200-0030 on 7126 kc.; on Sunday at 1830-2330 on 7126 kc. The xmtr is a 250-watt job made by Philips, with 200 watts fed into the antenna. All programs are in Dutch except 0900-0930 (daily except Sunday) when Malay is used. A new xmtr of 5 kw. for s.w. service is expected to be in operation as of October 1, 1955, from the Island of Biak.

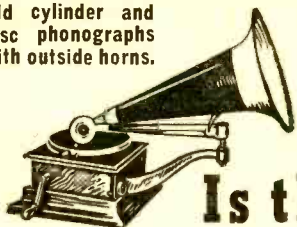
**SPANISH GUINEA**—Emisora de Radiodifusora de Santa Isabel (Apartado Postal 195, Santa Isabel) is operating on 7160 kc., with 750 w. as follows: Wednesday—0130-0230, 0700-0900, 1300-1600; Sunday—0700-0930, 1330-1530; in Portuguese at 1300-1330 (Wed.), French at 1345-1415 (Wed.), English at 1430-1500 (Wed.); all other programs are in Spanish. A new station identifying as Radio Equatorial Bata da Voz de Espana en Guinea is being heard around 1615; s/off at 1700. Frequency is 8805 kc.

**SWEDEN**—SBP, Stockholm, 11705 kc., has English news periods at 2100, 2200, 2300, and 0000. Effective last month (August), a regular 15-minute DX program in English will be broadcast by Radio Sweden as follows: the first Monday of the month at 0815 to the Far East on 11705; at 0945 to South Asia on 11705 kc.; at 1315 to Africa on 15155 kc.; at 1545 to Europe on 6095; and at 2030 to Eastern North America on 9620. The frequencies are subject to seasonal changes according to the printed schedule.





Old cylinder and disc phonographs with outside horns.



## Is this in your attic?

(Wanted for Permanent Collection)

Will pay cash or trade Hi-Fi or test equipment for old horn style phonographs made prior to 1906. Want Berliner, Victors, Columbia Graphophones, Pathe, Edison Models (Opera, Concert, Balmoral, and Idelia), and coin machines.

Write full description and condition to

**POPULAR ELECTRONICS, Box 50**

366 Madison Avenue, New York 17, N. Y.

### TRANSISTOR RADIO!!!

World's smallest and lowest priced transistor set. Perfect for baseball fans, office workers, children. Polystyrene plastic case smaller than cigarette pack, carry in shirt pocket or purse. Tunes all stations. Operates one month on two pen cells. Plays indoors, outdoors; at beach, on boats. Ideal emergency portable for Civil Defense stations. Assemble quickly.

Complete with battery, less earset—\$12.00. Special imported hearing aid earset—\$4.00. Single headphone—\$2.00. Post-paid. Cash, Check or Money Order. Eastern Audio Research, Box 62, Little Neck 63, New York.



### FIND URANIUM!!!

Prospecting made easy with Goldak's new U-238C triple-action geiger counter! Also famous line of metal locators, from \$49.50

Send 25c for radioactive uranium sample!

FREE DETAILS. Dealer Inquiries Welcome.

**GOLDAK COMPANY** 1547 W. Glenoaks Blvd., Glendale, Calif.



## High School Course at Home

Many Finish in 2 Years

Go as rapidly as your time and abilities permit. Course equivalent to resident school work—preparation for college entrance exams. Standard H. S. texts supplied. Diploma. Credit for H. S. subjects already completed. Single subjects if desired. High school education is very important for advancement in business and industry and socially. Don't be handicapped all your life. Be a High School graduate. Start your training now. Free Bulletin on request. No obligation. American School, Dept. H656, Drexel at 58th, Chicago 37

## WALKIE-TALKIE

Build a real wireless portable radiophone for the 2 meter amateur band with the following precision components. Factory wired and tested transmitter chassis complete with special dual tube \$6.50. UTC "ouncer" mike transformer \$.98. High output carbon mike \$1.49. Super Alnico headphone \$1.25. 2" x 5" x 9" aluminum case \$2.00. Wiring diagram \$.50. Uses standard batteries available at your local radio store. Please include 5% for postage. COD's require \$1.00 deposit.

**SPRINGFIELD ENTERPRISES**

Box 54-E

Springfield Gardens 13, N. Y.

operation by Greek nationals may be resumed soon, using SV1 calls.

**Rumania**—YO3GM was heard on 14.12 mc. at 2040. (Steve Terry)

### Americas

**Alaska**—KL7BIC, 14.23, has been heard at 0800, giving location as the north coast of Alaska.

**Bahamas**—Amateur operation in the Bahama Islands has been infrequent during recent years, but VP7 is now being represented by an increased number of stations including: VP7AI, 14.19; VP7NG, 14.15; VP7NK, 14.165; VP7NN, 14.155; and VP7NS, 14.175. Reception is best around 2000.

**Canadian Arctic**—Amateurs at weather stations in the Far North continue to be very active. The following are heard: VE8MA, 14.17, at Eureka Sound; VE8MC, 14.17, on Prince Patrick Island; VE8PF, 14.15, Padloping Island; VE8SF, 14.16, Nottingham Island; W1DNF/VE8, 14.19, Baffin Island; W1KGH/VE8, Baffin Island; W9RJV/VE8, 14.185, Resolution Island.

**Dominican Republic**—HI6EC appears to be the only amateur active in the Dominican Republic. He is heard quite often on about 14.18 mc.

**El Salvador**—YS1MS, the most active ham in this country, is heard well on 14.19 around 2000.

**French Guiana**—FY7YE, operating on 14.12 around 1600, provides an opportunity for hearing the rarest of the countries on the South American continent.

**Greenland**—KG1AA, 14.20, and KG1FR, 14.22, are the currently active Greenland stations. The address for KG1AA is 931st Sqdn., APO 23, New York, N. Y.

**Haiti**—HH7RM, 14.15 mc., has been operating mobile from his auto, one of the few mobile transmitters heard from Latin America. He gives his address as Box 146, Port-au-Prince.

**Panama**—HO1EH is heard on 14.19 at 0630. This is a new prefix for Panama hams, as others heard so far use HP calls.

**Peru**—OA5G, 14.195, a previously infrequently heard district in Peru, is very active, heard best around 2030. He is an American located at an isolated mine 250 miles from Lima.

**Puerto Rico**—The best time to hear KP4's is at 0600-0700, before the U. S. phone band fills up with W's. Puerto Ricans heard then are: KP4ABD, 14.21; KP4EE, 14.29; KP4FAC, 14.24; KP4WD, 14.25; KP4ZK, 14.24.

**Turks & Caicos Islands**—VP5BM, 14.165, is a new station located on Grand Turk Island. He uses 50 watts and is heard around 0630 and 1430. He states that QSL's should be sent via W4NMO, Lorne Creech, P. O. Box 463, Wauchula, Florida.

**Venezuela**—YV9AP verified reception of this station, which was operated by the Expedition to the Amazonas Territory of Venezuela. The expedition may be repeated at a later date. The operator is Gustavo Nouel, YV5AP, Apartado del Este 4762, Caracas. (Steve Terry)

**Virgin Islands**—KV4BB, 14.20, has a schedule with W2CAA around 1800 and is also on about 0700 (Ted Hogan, North Carolina); KP4WN/KV4, heard on 14.21 at 0630, is another Virgin Island station.

—30—

## Carl & Jerry

(Continued from page 61)

huge vise that was squeezing tighter and tighter. You'll never know how desperately I was trying to yell at you to jerk that cord, but I couldn't get out a mumbling word."

"Have you figured out what you did wrong?"

"There's quite a list. First, standing bare-footed on a damp cement floor while handling electrical equipment of any kind is just asking for trouble. Second, I should have realized that only the capacitor stood between me and a possible fatal shock; and I've replaced enough shorted capacitors to know how easily they can fail. My basic error was in not using my imagination to picture what *could* happen and then taking precautions to see that it didn't."

"Such as wearing shoes, Nature Boy?"

"Ordinary shoes would not insure safety. What I should have done, and will do immediately, is buy an isolation transformer that we'll use consistently. This is basically a simple two-winding transformer. The primary winding goes to the line, and the secondary winding feeds the device being tested. Since the secondary has no connection to the ground, there is no danger of being shocked through contact with the ground. The only way you can get shocked while using such a transformer is to contact both secondary leads simultaneously. In addition to providing this safety, the ordinary isolation transformer has tapped windings so that secondary voltages slightly above, equal to, and slightly below the line voltage can be had from the isolated secondary."

"I didn't realize you could get such a jolt from 117 volts. I always knew such a voltage would make you jump, but I didn't realize it was really dangerous."

"Don't you believe it! I'll bet more people are electrocuted with the 117-volt line current than with any other potential, simply because it's so easy to contact and because it is treated with so little respect. A scientist once told me that if the skin resistance were reduced to zero a person could be killed by only six volts. Ordinarily, the oily skin provides ample protection against such low potentials, but when the skin is wet with salty perspiration as mine was, the skin resistance drops sharply; and once the current starts to burn, it quickly drops the skin resistance still more."

"Then you think those smart alecks who stick their fingers into light sockets to show how much juice they can take are not being very bright?"

"That's putting it mildly! Only a jerk or a real square would do a stupid thing like that. Electricity makes a wonderful friend and servant, but it can become a vicious, lightning-fast killer if you treat it carelessly. A smart technician takes every possible precaution against getting even mild shocks, for under the right circumstances they can be fatal."

(Continued on page 126)

## SPECIAL SURPLUS BARGAIN

### MODEL GF-II AND RU-16

## RADIO TRANSMITTER AND RECEIVER SETS

A tremendous Gov't Surplus Bargain ALL NEW in original box. Consists of a type CW-52043A Transmitter - 2000 to 9550 KC, a CW-4051A Receiver - 195 to 13575 KC range plus all transmitter and receiver coils and boxes. A Dynamo-Filter unit, Antenna Relay, Transmitter Control Box, Receiver Switch Box, Receiver Remote Tuning Control, Test Meter, Antenna Loop Control, plus all tubes and spares. Complete and ready to operate on 12 Volt current. Has 72 page manual and all wiring diagrams. Made by Western Electric for U.S. Navy. . . . .

**9950**



### T17 HAND MIKE

USAF type. Highly sensitive. Has thumb control button on handle. Can be used for recording, public address, etc. Comes with 2 ft. rubber cord and plug. Used but checked out and serviceable. . . . .

**395**

### GOV'T SURPLUS E.E.B SIGNAL CORPS FIELD TELEPHONE

A private phone or intercom system. Easy to operate. Use any place that portable, 2-way communication is desired. Gives clear reception up to 15 miles. Operates on two standard batteries. Several phones may be used on the same line. Set contains a ringing generator, leather carrying case and phone. Each set is reconditioned & checked-out.



Complete circuit - Set of 2

**1495 EA.  
2950**

Pay by Money Order or Check. P.O.'s accepted from D&B firms. 50% deposit with C.O.D.'s. Prices F.O.B. Los Angeles.

**PALLEY SUPPLY  
CO**

2263 E. VERNON AVE., DEPT. PL9  
Los Angeles 58, California

# TECHNICIANS WANTED

RADIO TELEVISION AND ELECTRONIC INDUSTRIES NEED WELL TRAINED MEN.

The man who really has the "know-how" will win the best rank and position and the highest pay in the years ahead. Engineering Opportunities shows how you can be thoroughly trained by specialized home study courses. It lists details of over ninety courses in all branches of engineering and academic fields. Get your free copy of "Engineering Opportunities" to-day by mailing the coupon below.



Canadian Institute of Science & Technology Limited, 595 Century Building, 412, 5th Street, N.W., Washington, D.C.

Please forward free of cost or obligation of any kind your 105-page handbook, "ENGINEERING OPPORTUNITIES".

Name .....

Address .....

Course interested in .....

Age .....

# GLOSSARY OF ELECTRONIC TERMS

This glossary, which is being published in serial form, started in August. It consists of a selected group of definitions taken from the booklet "A Dictionary of Electronic Terms," published by Allied Radio Corp., 100 N. Western Ave., Chicago, Ill. The complete dictionary, containing over 3500 terms, is available from Allied at 25 cents a copy.

**carbon microphone**—A type of microphone in which the pressure of sound waves against a diaphragm is transmitted mechanically to a number of carbon granules within a container, causing the resistance of the carbon granules to vary in step with the sound impressed on the diaphragm.

**cascode amplifier**—A grounded-cathode input stage feeding a grounded-grid second stage. Used mainly in TV front-end tuners to provide good gain and low noise.

**cathode**—Negative or electron-emitting electrode of a radio tube. Thermionic vacuum tubes employ heated cathodes; the heat is either supplied indirectly by a filament located inside the cathode, or is supplied by current flowing through the cathode itself. In this latter case, the cathode is also the filament. Gas tubes often employ cold cathodes.

**cathode follower**—A degenerative voltage feedback circuit wherein the output is taken between cathode and ground, providing high impedance input with low impedance output.

**cathode-ray oscilloscope**—A test instrument using a cathode-ray tube to make visible the waveform of a varying current or voltage.

**cathode-ray tube**—A type of tube, funnel-shaped in general appearance, in which a beam of electrons generated in a gun structure at the apex of the tube impinges onto a fluorescent coating on the face of the tube, causing a spot of light to be emitted. Voltages applied to vertical and horizontal pairs of electrodes in the gun structure bend the electron stream, resulting in a visible pattern trace on the face of the tube. Used in oscilloscopes and television receivers.

**ceramic capacitor**—A capacitor whose dielectric is ceramic.

**ceramic cartridge**—A small piezoelectric device containing a ceramic element used on phonographs and microphones to convert recorded material and sound to electrical energy. The operation of a ceramic cartridge is the same as that of a crystal cartridge, but a ceramic element rather than a Rochelle salt crystal is employed. Ceramic cartridges deliver somewhat lower output voltage than crystal cartridges. However, ceramic cartridges, unlike crystal cartridges, will not deteriorate when exposed to extremes of heat and humidity. See **crystal cartridge**.

**channel**—(1) A narrow band of frequencies including the assigned carrier frequency, within which a radio or television station is required to keep its signal in order to prevent interference with stations on adjacent channels. (2) A branch or path over which signals may travel; thus, an amplifier may have several input channels, such as microphone, tuner, or phonograph.

**characteristic impedance**—Pertaining to transmission lines. For a uniform and infinitely long line, it is the ratio of applied voltage to steady state current at a given frequency. It is measured in ohms and usually designated as  $Z_0$ . For maximum power transfer, the  $Z_0$  of a line should equal the  $Z_0$  of a source and load.

**choke coil**—An inductor used to limit the flow of alternating current while allowing direct current to pass. R.f. choke coils have air or pulverized iron cores, while a.f. and filter chokes have iron cores.

**choke input filter**—Network of capacitors and inductances, the first member being a choke. See **capacitor-input filter**.

**circular mil**—Unit of area equal to the area of a circle whose diameter is 0.001" or 1 mil. The area in circular mils is the square of the diameter in mils. Used chiefly in specifying cross sections of round conductors.

**class A amplifier**—A vacuum tube amplifier in which the grid bias value is chosen for plate current operation in the center of the linear portion of the tube characteristic curve. Amplification is essentially linear, the output signal being an amplified duplicate of the input signal. Plate current flows at all times. To denote that grid current does not flow during any part of the input cycle, the suffix "1" may be added to the letter or letters of the class identification. The suffix "2" may be used to denote that grid current flows during some part of the cycle.

**class AB amplifier**—A vacuum tube amplifier in which the grid bias value is slightly higher than for class A operation. Plate current flows more than half a cycle, but less than a full cycle. The higher bias also reduces static plate current, permitting the use of higher plate voltage and resulting in higher efficiency. Class AB amplifiers are further designated as Class AB1—in which the input signal never drives the grids positive, and class AB2—in which the grids are driven slightly positive on signal peaks.

**class B amplifier**—A vacuum tube amplifier, generally using two tubes in push-pull, in which the grid bias equals approximately the cutoff value of the tube so that plate current at no signal input is practically zero. Current flows during approximately half of the cycle. A class B amplifier is used both in radio and audio frequency work. As an audio amplifier, its comparative efficiency is very high.

**class C amplifier**—A vacuum tube amplifier in which the grid bias exceeds the cutoff bias value, so that at no signal input the plate current is zero and current flows during appreciably less than half of the cycle. The grid is always driven slightly positive on peaks. Used chiefly for r.f. amplifiers of transmitters. Most efficient type of operation.

**coil**—A number of turns of wire wound on an iron core, on a coil form made of insulating material, or so as to be self-supporting. A coil offers considerable opposition to the passage of alternating current but very little opposition to direct current.

**coil form**—The tubing or solid object on which a coil is wound. It can have any shape and can be made from any insulating material, such as paper, cardboard, fiber, Bakelite, a plastic or ceramic material, or wood.

**computer**—An electronic instrument for rapidly solving extremely complex and involved mathematical problems.

**condenser**—(See **capacitor**).

**condenser microphone**—A microphone operating by the change in capacitance between two plates separated by a dielectric.

**cone (speaker)**—The conical-shaped paper or fiber diaphragm of a loudspeaker.

**contact resistance**—The ohmic resistance between the contacts on a switch or relay. It is in fractions of an ohm.

**control grid**—That electrode in a vacuum tube which has the most effective control over the plate current passed by the tube. The control grid is usually the electrode nearest to the cathode. Usually grid to which signal is applied.

**converter**—That section of a superheterodyne radio receiver which changes incoming modulated r.f. signals to a lower frequency known as the intermediate frequency; the converter section includes the oscillator and the first detector. Also, a device, usually rotary, which changes electrical energy from one form to another, as a.c. to d.c., etc.

**counter**—A circuit whose output frequency is a sub-multiple of the input frequency.

**coupling**—The means by which signals are transferred from one radio circuit to another. Coupling can be direct through a conductor, electrostatic through a capacitor, or inductive through a transformer. Also, a connecting device.

**crystal**—(1) A piece of natural quartz or similar piezoelectric material which has been ground to the proper size to produce natural vibrations at a desired radio frequency and to generate that frequency when set into vibration. A quartz crystal is used in radio transmitters to generate with a high degree of accuracy the assigned carrier frequency of a station, and is used in crystal filters of radio receivers to improve the selectivity of the i.f. amplifier. (2) The mineral used in a crystal detector is known as a crystal.

**crystal cartridge**—A small piezoelectric device containing a Rochelle salt crystal. Used in phonographs and microphones to convert recorded material and sound to electrical energy. A crystal phonograph cartridge mounts at the end of a phonograph pickup arm and includes a stylus (needle) which rides in the grooves of a record disc. Thus, the stylus vibrates in a pattern coinciding with the pattern of the recorded grooves. These vibrations of the stylus cause varying stress on the crystal, which in turn converts this stress to electrical energy. This energy is conducted to an amplifier for amplification and transformation to audible sound. A similar crystal cartridge is used in a crystal microphone, but in this case a diaphragm is used rather than a stylus. This diaphragm vibrates in accordance with the sound picked up by the microphone and causes voltage-producing stress in the cartridge. The crystal cartridge in either phonograph or microphone is a constant-amplitude device, i.e., the greater the amount of stylus or diaphragm movement (not rate of movement), the greater is the output.

**crystal control**—Use of a quartz crystal to maintain operation of a radio station at its assigned frequency, within the limits prescribed by law.

**crystal set**—A radio receiver which uses a crystal detector for signal rectification, and has no vacuum tubes.

**current**—The movement of electrons through a conductor. Current is measured in amperes, in milliamperes and microamperes.

**cycle**—One complete reversal of an alternating current, including a rise to a maximum in one direction, a return to zero, a rise to a maximum in the other direction, and another return to zero. The number of cycles occurring in one second is the frequency of an alternating current. The word cycle is commonly interpreted to mean cycles per second, in which case it is a measure of frequency.

**damping factor**—The ratio at the nominal impedance of an amplifier, measured at a given speaker output tap, to the actual impedance at the same output tap, e.g., if the output winding tap on a speaker output transformer is designed to match a speaker having an impedance of 16 ohms, and if the actual impedance of the amplifier—when measured at the same tap—is two ohms, the damping factor is expressed as 8:1. High damping assists a speaker in clearly reproducing transients and permits independence of the voltage output of the amplifier from the varying load impedance of the speaker.

**db meter**—A meter having a scale calibrated to read directly in decibel values at a predetermined level and used to indicate volume levels.

**decibel**—Unit of relative power, voltage or current. In electroacoustics, since the response of the ear is logarithmic (detectable change increases with level), the bel is defined as the logarithm of the ratio of the power level in question to that of the reference value. Since perhaps a tenth of this difference could be detected by the ear, a unit one-tenth as large is used: the decibel. The number of decibels is  $10 \log P_2/P_1$  or  $20 \log E_2/E_1$  or  $20 \log I_2/I_1$ . The over-all gain of a system is the sum of the decibel gains of the stages. Gains may be positive or negative. There is often a need for a unit of absolute power. The decibel is used in this sense by choosing a fixed reference value for P. In radio work, this is taken as 6 mw., chosen as the power needed to produce a barely audible 60-cycle note. One mw. is generally used in broadcast station practice. When 1 mw. is used, the gain is expressed in volume units instead of decibels to avoid confusion. In sound measurement, a zero level of  $10^{-16}$  watts per square centimeter is chosen; the threshold of audibility at 1000 cycles.

**decoupling**—A method of isolating individual stages of an amplifier to prevent interstage feedback through common power supply circuit.

**de-emphasis circuit**—In FM receivers, an RC filter following the discriminator that decreases to normal proportions those high audio frequencies which, at the transmitter, have been emphasized to obtain a better signal-to-noise ratio. Also used in amplifiers used for playing records, as some records (Columbia LP type, for instance) are pre-emphasized at the time of recording, for the same reason given above.

**degenerative feedback**—Provision in a vacuum-tube circuit for a signal to be fed back from the plate to the grid circuit to decrease the amplification. It is used in r.f. circuits to improve stability, and in a.f. circuits to reduce distortion and noise. Also called **inverse feedback**, **negative feedback** and **stabilized feedback**.

**demodulation**—The reverse of modulation. The process of extracting the audio or video frequency component from the modulated r.f. signal. Commonly called **detection** (for example, the function of the second detector in a superheterodyne radio receiver).

**detector**—Commonly, the stage or circuit in a radio set that demodulates the r.f. signal into its audio or video component. Generally, a device or circuit that changes the form of a received radiation into a more usable form for the purpose desired (such as visual or aural indication, frequency conversion, demodulation, etc.).

**dielectric**—The insulating material between the plates of a capacitor or adjacent wires in a cable, or between any two parts of an electronic circuit; generally air, mica, paper, oil, cloth, ceramic, or glass.

(To be continued next month)

## BARGAINS FOR EXPERIMENTERS TECHNICIANS HOBBYISTS INDUSTRY

**BUILD YOUR OWN HI-FI BRAND NEW WESTINGHOUSE AMPLIFIERS PUSH-PULL 6L6 LESS TUBES AND POWER SUPPLY. USES 2-6L6, 1-6SJ-7, 1-6SC7. \$6.95**

**EAR PHONES, WESTERN ELECTRIC TYPE.**  
Single ..... \$1.29  
Double ..... 2.49  
**GERMANIUM DIODES—IN 65 BUILD YOUR OWN CRYSTAL SETS**  
COIL FORMS—CERAMIC—1/2" DX 3" L ..... 5 FOR \$1.60  
**ANTENNA INSULATORS .15c**  
**STANDOFF INSULATORS .15c**  
**ANTENNA WIRE**  
#14 STRANDED—INSULATED PER FT. .... 1/2c  
RESISTORS—34 ASSORTED 1/2 WATT, 2 MICA CONDENSERS ON TERMINAL STRIP \$7.99 VALUE ..... 49c  
**BANANA PLUGS & JACKS—SETS MOUNTED ON BAKELITE 11 POINT ..... 39c**

**NEAT ALUMINUM BOXES**  
3" x 4 1/2" x 2 3/4", ALSO 28 PARTS ..... 49c

**MAGNETS—ALNICO V—SMALL 15c—3 OZ. 69c—15 LB. \$6.95**  
**SOCKETS OCTAL**  
30 FOR \$1.00  
**CONDENSERS—30 BATHTUB TYPE UP TO 2 MF AND 600 VOLT ..... \$1.00**  
**R.F. CHOKES AND COILS**  
30 FOR \$1.00  
**FILTERS—MALLORY DRY ELECTROLYTIC 10-10-10 MFD 350 W.V.D.C. .... 35c**

**SERVO-RELAY—24 VOLT D.C. USE FOR MODEL CONTROL, SHUTTER CONTROL, ETC. IN LIGHT CASE. ARM TRAVELS 1 1/2" ..... \$3.50**

**VOLUME CONTROLS—25 ASSORTED. INCLUDES WIRE-WOUNDS. \$30.00 VALUE YOU PAY LESS THAN A DIME EACH ..... \$2.35**

**POSTAGE EXTRA—10% DISC. ON ORDERS OVER \$10.00**  
**UNIVERSAL LABORATORIES**  
13624 GRATIOT DETROIT 5, MICHIGAN

**MICROPHONE—MINIATURE DYNAMIC 1 1/2" x 5/8" CAN BE USED WITH OUT BATTERIES ..... 98c**

**PANEL LAMPS—**  
JEWEL RUBY ..... 35c  
**MOTOR REVERSIBLE—D.C. 12-24 VOLT, 4000 R.P.M., 2 3/4" x 1 5/8" x 1 1/4" SHAFT \$2.98 WITH 200 TO 1 GEAR REDUCTION ..... \$3.75**  
**CONDENSERS—27 ASSORTED MICAS IN BAKELITE TERMINAL STRIP. 6 RESISTORS \$12.00 VALUE. .... 69c**  
**RESISTORS—WIREWOUND. 5 WATTS AND UP 25 FOR 95c**  
**CONDENSERS—50 ASSORTED WORTH \$15.00 ..... \$1.50**  
**RECEIVERS—BRAND NEW RADIO COMPASS RECEIVERS INCLUDING 12 TUBES, DYNAMOTOR, CONTAINS RELAYS, MOTOR, HUNDREDS OF PARTS ..... \$19.50**  
**RELAYS—5 ASSORTED. WORTH \$22.00 ..... \$1.95**  
**OIL CONDENSERS**  
4 MF 600 V ..... 49c  
6 MF 600 V ..... 89c  
30 MF 450 V ..... 89c  
**CONDENSERS—5 ASSORTED TRANSMITTING MICAS UP TO 2500 VOLT. WORTH \$24.00 ..... \$1.50**  
**MICROSWITCHES—NORMALLY CLOSED—3 FOR \$1.00**  
**TERMINAL STRIPS—**  
6 HOLES ..... 10c  
**BINDING POSTS—**  
PUSH TYPE ..... 12c  
**PHONE JACKS ..... 19c**  
**PHONE PLUGS ..... 29c**  
**JONES PLUGS—10 POINT**  
MALE ..... 75c  
FEMALE ..... 75c  
**CONDENSERS—180 MMF TRANSMITTING VARIABLE 18 PLATE ..... 85c**  
**ALUMINUM PANELS 4 1/2" x 4 1/2" x 1/16" ..... 19c**  
**ROTARY SWITCHES OR \$1.00**  
**TOGGLE SWITCHES**  
12 FOR \$1.00

## Carl & Jerry

(Continued from page 123)

"How's that?"

"Doctors say that occasionally a comparatively mild shock can trigger the heart into quivering in a manner that interferes with its normal functioning. They believe this accounts for the deaths that sometimes occur from low-current shocks."

"Maybe that's why it's a good idea always to use only one hand when working on equipment where there's a possibility of shock."

"Check. Keeping one hand in your pocket under such circumstances is a strictly professional procedure. It avoids the possibility that a dangerous current can enter one hand and go out the other, and pass through the vulnerable chest cavity on the way across."

For a little while, there was a silence, while both boys thought about the near tragedy that had just taken place; then Jerry spoke up:

"Carl, I want you to show me how to do that new artificial respiration business you were talking about. In case of shock, artificial respiration immediately applied is the best possible first-aid treatment to use until a doctor can be reached. Getting started with the treatment just as soon as the body is freed from the current is the important factor. A delay of only a few seconds in beginning artificial respiration may spell the difference between life and death."

"Fine!" Carl agreed; "and that gives me an idea. Let's hold regular surprise drills right here in the basement. After I've shown you how the artificial respiration is done, every few days one of us will fake being shocked. All he will have to do is touch a piece of electrical equipment that is plugged in and become rigid, just as you did. Then the other fellow will free the 'actor' from the 'hot' object, taking care not to be shocked himself. This will be done either by pulling the plug as I did or by opening that master switch that cuts off the whole bench and all its outlets. Then, the guy doing the acting will collapse on the floor, making himself as limp as possible. The other fellow will straighten him out and start artificial respiration just as quickly as he can, and keep it up for at least a couple of minutes. If we keep doing this, we'll soon be prepared to handle a real case of shock almost automatically. Constant drilling is the best insurance against getting rattled in an emergency."

"Truer words were never spoken!" Jerry applauded. "If we use our heads and take the precautions we should, the chances are that neither of us will ever have to use first aid here in the basement; but it will be mighty comforting to know both of us can, and you never know when we may have a chance to save a life somewhere else. Working with electricity and not knowing how to apply artificial respiration is about as foolish as it would be for an explorer to start into the South American jungle without a snakebite kit."

## GEIGER COUNTER KIT



You can assemble it yourself in about an hour. All holes drilled and ready for wiring. No special tools required. Full instructions and easy to follow diagram included. Government booklet "Prospecting with a Counter" and radioactive sample provided free with kit. Full price including tubes, headset and batteries only \$17.50 postpd. Satisfaction Guaranteed. Order your kit today.

Probe Assembly Now Available. Write for Details

STOWERS & SON, Dept. 52, 804 Grand, Kansas City 6, Mo.

## INVENTORS

Send for  
**PATENT INFORMATION**  
Book and  
**INVENTOR'S RECORD**  
without obligation

**GUSTAVE MILLER**  
95-PE WARNER BUILDING  
WASHINGTON 4, D. C.

**REGISTERED PATENT ATTORNEY**

ASSOCIATE EXAMINER  
U.S. PAT. OFF. 1922-1929

Patent Attorney & Advisor  
U. S. NAVY DEPT. 1930-1947  
**PATENT LAWYER**

## TV TUNER REPAIRS

48-HOUR SERVICE

Defective tuners rebuilt to factory standards. New tuner guarantee. Ship prepaid.

**RADIO PRODUCTS CO.**

College Point 56 • New York

We carry a full stock of  
Replacement Tuners for all makes of T.V.

## ADVERTISERS' INDEX

ADVERTISER	PAGE NO.
Airman Information Branch	14
Allied Radio Corp.	107
American School	122
Ashe Radio Co., Walter	112
Beavers, Patrick D.	116
Book of the Month Club, Inc.	13
British Industries Corporation	2nd COVER
Cabinart	23
Canadian Institute of Science	123
Capitol Radio Engineering Institute	91
Central Technical Institute	109
Cisin, Consulting Engineer, H. G.	102
Cleveland Institute of Radio Electronics	99
Coyne Electrical School	5, 24
D. C. Products Co.	128
deBolt Model Engineering Co.	110
Eastern Audio Research	122
Edlie Electronics	118
Ekeradio Electronic Development	117
Electronic Instrument Co., Inc. EICO	6
Electronic Measurement Corporation	22
Electro-Voice	11
Geniac Project	108
Goldak Company	122
Grantham School of Electronics	116
Greenlee Tool Co.	121
Guardian Electric	8
Gyro Electronics Co.	127
Halicrafters	4th COVER
Heath Co.	92, 93, 94, 95
Heeger, Inc.	110
Hershel Radio Co.	130
Hollywood Instrument Co.	12
Huckert Electronics	112
Hudson Radio & Television Corp.	114
Institute of Mentalphysics	105
International Correspondence Schools	15
Jones Box Corp., Jesse	110
Lafayette Radio	24
Lektron Specialties	96
McGee Radio Co.	116
McGraw-Hill Book Co.	104
McMorrow, Berman & Davidson	9
Major Brand Tube Co.	102
Merit Coil & Transformer Corp.	106
Midway Co.	127
Miller, Gustave	126
Miller Co., J. W.	121
Milwaukee School of Engineering	115
Minnesota Mining & Mfg. Co.	103
Moss Electronic Distributing Co., Inc.	25, 101
Musical Masterpiece Society	10
National Radio Institute	3, 28
National Schools	19
National School of Meatcutting	112
Orradio Industries, Inc.	20
Palley Supply Co.	123
Perma Power Company	118
Philadelphia Wireless Technical Institute	128
Photography Annual	26
Premier Metal Products Co.	109
Progressive "Edu-Kits," Inc.	113
Radio City Products	16
Radio Electric Service Co. of Pennsylvania, Inc.	106
Radio Products Co.	126
Radio-Television Training Association	7
Raytheon Manufacturing	17
RCA Institutes, Inc.	21
Rex Radio Supply	108
Rider Publishing Co., Inc., John F.	98
Rinehart & Co., Inc.	119
Roscicrystals, The	117
Shure Bros., Inc.	18
Soundtronics Labs	112
Sprayberry Academy of Radio	3rd COVER
Springfield Enterprises	114, 122
Stanley Electronics Corp.	105
Stowers & Son	126
Telparts Co.	106
Teltron Electric Co.	110
Tetrad, Inc.	27
Thrifty TV Supply Co.	116
Tradyne, Inc.	104
Trans-Aire	128
Transmission, Inc.	120
Tri-State College	127
Universal Labs	126
Universal Television Schools	127
Valparaiso Technical Institute	114
Video Specialties, Inc.	104
Western Radio	120
World Radio Laboratories	111

## MAGIC OF remote RADIO CONTROL

For model airplanes, boats, cars, etc.

**GYRO RADIO CONTROL TRANSMITTERS 27.255 Mc.** Most POWERFUL 5 Watt TRANSMITTER—LOWEST PRICE! Famous 2 Tube MAC II circuit, with GYRO MAGIC TUNING INDICATOR. Completely Tested, includes: 9 1/2 ft. sect. Antenna, Remote "Clicker" Keying Switch, Meter, Gnd. Plane Booster, Beaut. Cabinet 12" x 8". Available in the following models:  
**GYRO X1 TRANSMITTER:** As described with Built-in 2V Storage Battery including Vibrator Supply Batt. Charger. GUARANTEED—Complete \$39.50  
**GYRO X2 TRANSMITTER:** As Descr. with 1/2" in. Dynamotor to Oper. from 6V Auto Battery 33.95  
**GYRO X3 TRANSMITTER:** 1 tube for dry bty. oper. 23.95



**RADIO CONTROL TRANSMITTER & RECEIVER KIT—27 1/4 mc Band—License Free. All Parts & Diagr. (less tubes & crystal) to build Powerful 5 Watt Transmitter Unit & 2-Tube Receiver w. SIGMA RELAY, wound coils, drilled bases. \$9.95**

**LORENZ 2-TUBE RECEIVER KIT with Tubes and Relay . . . 13.95**  
**SIGMA 4F RELAY: 8,000 ohm. 54.25; R/C Escapement . . . 3.95**  
**6V DYNAM. 250V/65Ma \$8.95; 2V Vib. Kit 180V/35Ma . . . 6.95**  
**MCENTEE'S "RADIO-CONTROL HANDBOOK" . . . 2.25**  
**CRYSTALS: 27.255 Mc. Petersen Z9A \$3.95; HOLDER . . . 15**  
 Sub. Mini. RELAY, 5,000 ohm. . . . . 4.95  
 Sub. Mini. ESCAPEMENT . . . . . 7.95  
 Sub. Mini. Phone PLUG & JACK, pr. . . . . 1.00  
 Sub. Mini. POTS, many sizes . . . . . 1.00  
 Sub. Mini. CAPACITORS, 250V 3V . . . . . 1.15  
 Mini. VIBRATOR SUPPLY 6V. in/90VDC, 15 Ma. . . . . 2.95  
**GEIGER COUNTER KIT \$29.95. Wired & tested . . . 39.95**  
 12 ft. steel sect. ANTENNA, \$6.95; RCA PHOTOTUBE . . . 95  
**TUBES: 7XG1, RK61, 8A4, 3A5, 1AG4, 1S4, 354, 3V4, 3Q4, 6K4, TRANSISTORS: New Top Brnd. P.N.P. \$2.50. New DIODES . . . 4.45**  
**BOOKS: "TESTERS" \$2.00; 2V V. GEIGER KIT \$2.95; 4.95**  
**GENERATOR: 12-24 V DC. 13 amps. Requires 1/8 h.p. or larger motor with pulleys, \$6.95. Pencil Soldering Iron . . . 1.95**  
**Storage BATTERIES: Mini. 6V. NTB \$2.45; 2V, 27A/H . . . 1.75**  
**Lit-e-mat NICKEL-CAD Storage BATTERY 1000 MAH . . . 6.90**  
**ALL MATERIALS GUARANTEED—FREE CATALOG "P" Save C.O.D. fees, include postage, excess refunded.**

**GYRO ELECTRONICS CO.**  
**325 CANAL STREET W., NEW YORK 13, N. Y.** Worth 6-1290

## LEARN TV in KG

UNIVERSAL TV FAMOUS FOR 24 YEARS



**1,000's of SUCCESSFUL GRADS COAST TO COAST**  
 Easy, quick, fascinating. Learn TELEVISION in 36 short weeks of enjoyable companionship in shop training. Wonderful job opportunities. Graduates have choice of many jobs or can establish their own TV repair shop. **YOU CAN START EARNING AS MUCH AS \$150 PER WEEK.** No limit as time goes on. U.S. is an old established school (TV exclusive for 24 years) staffed by expert instructors, headed by one of America's first TV broadcasters. Costs so little to prepare yourself for life. No previous experience needed. Fully approved for Korean Veterans. Also fully approved course in color TV (1st in U.S.) Send coupon now for FREE BOOK on TV and Electronics opportunities.



**— FILL OUT COUPON —**

**UNIVERSAL TV SCHOOL**  
 1220E Admiral Boulevard, Kansas City, Missouri

PLEASE SEND ME INFORMATION FREE. Age \_\_\_\_\_

Name \_\_\_\_\_

Address \_\_\_\_\_

City \_\_\_\_\_ State \_\_\_\_\_

Check here if Korean Veteran

## CIVIL DEFENSE POCKET RADIO

**NO TUBES — BATTERIES OR ELECTRIC PLUG-INS NEEDED!** Ordinary radios MAY BE USELESS DUE TO RUN DOWN BATTERIES OR POWER FAILURES during atomic attacks but this NEW CD Perma-Crystal Diode Pocket Radio operates during power blackouts. Receives regular radio stations and CIVIL DEFENSE BROADCASTS. Works anywhere when used as directed. COMPLETE SET-CONTAINED SPEAKER PHONE. GUARANTEED TO WORK and should last for years. BE PREPARED! GET YOUR CD POCKET RADIO NOW! **SEND ONLY \$1.00** (cash, ck. mo) and pay postman \$3.99 C.O.D. POSTAGE or send \$4.99 for postpaid delivery. COMPLETE READY TO PLAY WITH CIVIL DEFENSE INSTRUCTIONS. By mail from—**MIDWAY COMPANY, Dept. CPL-9, Kearney, Nebr.**



## Unlimited Opportunities ENGINEERING

**BACH, SC. DEGREE IN 27 MONTHS** in Elect., Radio (T. V., Electronics), Mech., Civil, Chem., Aero., Adm. Engineering; Bus. Adm., Acct. Visit beautiful campus in friendly college town. See well equipped labs. Demand for graduates exceeds supply. Effective placement service. Prep. courses. Approved for Veterans. Enter Sept., Jan., March, June. Low cost. Write Jean McCarthy for Catalog, View Book, "Your Career in Engineering or Commerce."

**TRI-STATE COLLEGE, 3695 College Ave., Angola Ind.**

# RADAR MICROWAVES TRANSMITTERS CODE TV RADIO

Phila. Wireless Technical Institute  
1533 Pine St. Philadelphia 2, Penna.  
A Non-Profit Corp. Founded in 1908  
Write for free catalog "P"

## TRANSISTOR Personal Portable Radio Kit BATTERIES LAST 10,000 HOURS

COMPLETE . . . Nothing else to buy  
SIMPLIFIED . . . A child can assemble it  
Screwdriver only tool needed  
TRANSISTOR, diode, earphones, batteries, tuning capacitor, antenna, attractive carrying case, etc., included. Complete instructions.

**FREE** TRANSISTOR code practice oscillator kit with each TRANSISTOR radio

only \$9.95—check or money order  
10-day Money-Back Guarantee

**TRANS-AIRE ELECTRONICS INC.**

149 Broadway Dept. E New York 6, N. Y.

## TV WIRE

TV Wire. Pure Polyethylene 300 ohm lead in. Replace your old TV wire with new transmission line, now in convenient lengths.

50 Ft. . . . .	\$1.20	125 Ft. . . . .	\$2.40
75 Ft. . . . .	\$1.65	150 Ft. . . . .	\$2.75
100 Ft. . . . .	\$2.00	200 Ft. . . . .	\$3.40

ADD 10% for delivery west of Mississippi. Prices include pre-paid delivery in eastern states.

**D. C. PRODUCTS CO.**

P. O. BOX 68 SHELDONVILLE, MASS.

# Classified

RATE: 50c per word—minimum 10 words

## FOR SALE

**BUY** Surplus Radio Electronic Equipment parts, jeep, boat machinery, tools, hundreds of others. Direct from Government at tremendous Savings. List \$1.00. Box 169ZFA, East Hartford 8, Conn.

**AMAZING** Top quality hermetically sealed PNP Junction Transistor alpha 0.93 or better, power gain 30 decibels or more. Spec sheet and schematics all for only \$2.90. American Laboratory Products Company, Box 23-A, West Somerville 44, Massachusetts.

**VAN SICKLE** has transistors \$1.25, also Geiger Counter Kits \$15.95. 1320 Calhoun, Ft. Wayne, Ind.

**SCR-625-F** Mine Detector \$75.00. PE-103 Dynamotor complete \$30.00. Box 84, Misenheimer, N. C.

**INDOOR** TV antenna \$2.99. Rear seat speaker \$5.89. Bargain catalog 10c. Radio Supply, Fruitland Park, Florida.

**BUY** Gov't. Surplus radios, electronic equipment supplies. Bulletin \$1.00. Box 1842F, Hartford 1, Conn.

**EXPERIMENTERS' "Radiobuilder"** 25c; 12 \$2.50. Laboratories, 328-L Fuller, Redwood City, California.

## Free Service Courses

Free courses in radio and television service are being offered at the Queens Evening Trade School, located at 37-02 47th Ave., Long Island City, N. Y. Registration for all classes will be held at the school on September 12 and 13 from 7:00 p.m. to 9:00 p.m.

## METER CONVERSION QUIZ

(Questions on page 104)

1. 99,980 ohms. 2. 24,000 ohms. 3. .0011 ohms. A shunt like this might be made from 8.5 inches of No. 12 copper wire. 4. The circuit would not operate but the meter would not be damaged. 5. The instrument coil would almost certainly burn out instantly!

## PHOTO CREDITS

PAGE	CREDIT
29 . . . . .	Wide World Photos, Inc.
34, 35 . . . . .	Patterson, Moos Research Div., Universal Winding Co., Inc.
38, 39, 40, 41 . . . . .	American Telephone & Telegraph Co.
72 . . . . .	Admiral Corp.
86 . . . . .	Minnesota Mining & Mfg. Co.
87 . . . . .	Top, Altec Lansing Corp. Bottom, Minnesota Mining & Mfg. Co.
88 . . . . .	International Business Machines Corp.
89 . . . . .	Top, Radio Corp. of America Bottom, Brush Electronics Co.

**DIAGRAMS:** Counters, Timers, Organs, Intercoms, etc., \$1.00 each. List free. Parks, 104-A S. E. 57th, Portland 15, Oregon.

**ETCHED** Wire Printed Circuit Kit \$3.75. Techniques, Inc., 135 Belmont Street, Englewood, N. J.

**DIAGRAMS** for repairing radios \$1.00, Television \$2.00. Give; make, model. Diagram Service, Box 672-PE, Hartford 1, Conn.

**BUILD** Pocket Radios, 5 selected plans 50c. Cook, 422 Shandon, Midland, Texas.

**SUPERSENSITIVE** VHF radio receives television, FM broadcast, special services and amateurs without antenna or ground. Complete kit of precision parts including special tube only \$3.98. Factory wired and assembled chassis \$6.98. Thousands in use by experimenters, amateurs, civil defense. Springfield Enterprises, Box 54-E9, Springfield Gardens 13, New York.

**WALKIE-Talkie.** Build wireless portable radiophone for less than \$10.00. Plans for variable frequency and crystal control types, only 50c for both. Springfield Enterprises, Box 54E9, Springfield Gardens 13, New York.

**TRANSISTORIZED** code practice oscillator operates forever from solar battery. Requires only 5 candlepower illumination. Complete kit only \$6.95. Alnico headphone \$1.25 extra. Springfield Enterprises, Box 54-E9, Springfield Gardens 13, New York.

**HAVE** you recently noticed jewel-like, black, white-lettered name plates on houses or doors? National Name Plates are your answer. You pay \$1.98 "Only" after delivery. Ten days to pay or return. 5-year guarantee. Strong, glossy, laminated "National" for house or car door. Screws included. Up to 17 letters allowed. Write and tell me what you want on your plate. National Name Plates, 386 Second Avenue, San Francisco 18, California.



**TUBE and Continuity Tester, Four Sockets Test All Tubes, Only \$5.95.** George Reckentine, 735 South James, Rome, New York.

## WANTED

**CYLINDER** and old disc phonographs. Edison Concert, Balmoral, Conqueror, Opera, and Oratorio models. Berliner Gramophones and Zono-o-phones, Columbia disc and cylinder Graphophones, Bettini micro-reproducer. Want old catalogues and literature on early phonos prior to 1919. Will pay cash or trade late hi-fi components. Popular Electronics Box 50.

## HELP WANTED

**EARN to \$1500 Monthly.** Jobs, South America, The Islands, USA, etc. All Trades. Labor. Drivers, Clerical, etc. Fare Paid. Application Forms. Free Information. Write Dept. 72E, National Employment Information, 1020 Broad, Newark, N. J.

**RUN** spare-time Greeting Card and Gift Shop at home. Show friends samples of our new 1955 Christmas and All-Occasion Greeting Cards and Gifts. Take their orders and earn to 100% profit. No experience necessary. Costs nothing to try. Write today for samples on approval. Regal Greetings, Dept. 77, Ferndale, Michigan.

## INVENTIONS WANTED

**INVENTIONS** wanted. Patented; unpatented. Global Marketing Service, 1404 Mitchell, Oakland 1, Calif.

**RESPONSIBLE** individual interested in promoting inventions. 16520 Washburn Ave., Detroit, Michigan.

## BUSINESS OPPORTUNITIES

**BECOME** Tax Consultant, Our students earn to \$3,000 in 3-month season, part-time. We train you—help you start. State approved. Union Institute, 68 Hudson, Hoboken 3B, New Jersey.

**FREE** Booklet "Money-Making Facts" tells mechanically-inclined men how to start sparetime business at home. Lee Foley Company, Columbia Heights, Minnesota.

**WANT** To Make Big Money At Home? \$5 profit in an hour possible with Invisible Reweaving. Make tears, holes disappear from clothing, fabrics. Steady year-round demand from cleaners, laundries, homes. Details Free. Fabricon, 8343-S Prairie, Chicago 19, Ill.

**\$200** weekly cleaning Venetian Blinds. Free revealing book. Burt, 2434 BU, Wichita 13, Kansas.

## TAPE RECORDERS

**TAPE** Recorders, accessories. Best buys. Boynton Studio, 10 PE Pennsylvania, Yonkers, New York.

**TAPE** Recorders, Tapes, Accessories. Unusual values. Dressner, Box 66E, Peter Stuyvesant Station, N. Y. 9.

**RECORDERS** and tapes at lowest prices. Kerstin, 215 E. 88, N. Y. C. 28.

## INSTRUCTION

**RADAR,** Sonar, Loran. Study at Home. Prepares for Endorsement, High Paying Job in Uncrowded Field. Write For Catalog. Progressive Electronics Institute, Box 543, Akron 9, Ohio.

**ENGINEERING** College courses, diploma. Home Study. Degrees in Science, previous credits recognized. Aureon, 156 West 73rd Street, New York City.

**U. S. Civil Service Jobs!** Men-Women, 18-55. Start high as \$350.00 month. Qualify Now! 16,000 jobs open. Experience often unnecessary. Get Free 36-page book showing jobs, salaries, requirements, sample tests. Write: Franklin Institute, Dept. G-23, Rochester, New York.

**PORT** Arthur College, Port Arthur, Texas, offers radio, television instruction for FCC licenses. Start any level. Low tuition, board payable monthly. Operates station for training. Veteran approval. New courses monthly. Write Registrar.

**PHYSICAL** Therapy and Massage Pays Big Profits. Learn at Home. Free Catalog. National Institute, Desk 36, 159 East Ontario, Chicago 11.

## BOOKS

**NATIONAL** Geographic Magazines 1888-1955. Periodical Service, Box 465-PE, Wilmington, Delaware.

## MINERALS & PROSPECTING

**GEIGER** Counter and Mineral Locators, Assembled and Kits. Free Geological Advice; Write for Details. Frontier Instruments, Box 276, Annandale 1, Virginia.

**GEIGER** Counter for prospecting, demonstration, laboratory, Excellent. Dependable. Simple. Construction plans \$1. Includes comprehensive reference list Geiger counter construction articles. Richard G. Woodbridge, Box 147, Princeton, New Jersey.

**GEIGER** Counter and Metal Detector Kits. Inexpensive, Educational. Free Literature. Electronic Applications, Dept. B, 5024 Lee Highway, Arlington 7, Va.

## OF INTEREST TO WOMEN

**WANT** To Make Big Money At Home? \$5 profit in an hour possible with Invisible Reweaving. Make tears, holes disappear from clothing, fabrics. Steady year-round demand from cleaners, laundries, homes. Details Free. Fabricon, 8341-S Prairie, Chicago 19, Ill.

## MISCELLANEOUS

**FISHERMEN.** Fishermen. Hunters. When in San Francisco, Pat O'Shea's. Drinks, cocktails. On Geary Blvd. (A. D. Short Advertising, California: "A restful place. The rowdy go elsewhere.")

**HOW** To live without money. Write—Cosmic, Clayton 2B, Ga.

**BUILD** super crystal radios, electrotonic crystals, detector, instructions 50c, Electrotonics, Box 98-E, Dixon, Missouri.

**POWER.** "Like Yoga-hypnotism-telepathy-psychology-combined." (Details—10c.) Delmar Wisdom, 833-S8 Sunnyside, Chicago 40.

**FREE** Condenser & Resistor Code Chart! Get yours now Plus new value-packed catalogue! K. & L. Radio Parts Co., 1406 Venice Blvd., Los Angeles 6, California.

**TUBES—TV,** Radio, Transmitting, special purpose types—Bought, Sold, Exchanged. Send details to B. N. Gensler W2LNI, 512 Broadway, New York 12, N. Y.

**PSORIASIS** Victims—Hopeless? New Discovery! Free Trial Offer. Write Pixacol, Box 3583-PE, Cleveland 18, Ohio.

**FIVE** fine ancient Indian Arrowheads \$2.00. List free. Lear's, Glenwood, Arkansas.

**IMPORTERS'** amazing prices binoculars, 22 models. Free trial. Folder, "Selecting Binoculars", catalog free. Prentiss Importers, Mercury Bldg., 212 West Los Angeles 25, Calif.

**ADULTS—**What is your "I.Q."? Reliable intelligence test, confidential report. Only \$2.00. Recognized. University Test Bureau, Desk Pl, Box 401, Palo Alto, California.

**MARINE** Radio, Electronic Equipment Bought, Sold. Engines, Parts, Helwege, 741 S. Ocean Ave., Freeport, N. Y.

## When you order by mail . . .


please print your name and address clearly, be specific in your order, enclose proper amount, allow ample time for delivery.

# FREE! YOUR CHOICE OF ANY KIT LISTED IN THIS AD

WITH EVERY \$10.00 PURCHASE

\$10.00 — 1 KIT    \$20.00 — 2 KITS    \$30.00 — 3 KITS

Please Specify the Kits You Want



**\$29.95**

Brand New! Wt. 50 lbs.  
**ELECTRONIC PHOTO FLASH 100 watt SEC.**

Operates on auto battery or any 6/12 or 12/24 VDC source. Complete with ignition coil, trigger, housing and strobe light. Assembly includes 20 ft. cord, SYLVANIA A-1073 200 watts bulb. (Similar to Sylv. 4330). Extra Parts Kit, Spare 1073. FUSES, VIBRATOR Instruction Manual

## TUNING UNITS



\$50.00 Value! **\$275**

Less Case

From BC 375 TRANS. YOUR CHOICE OF TU 26B, TU 8B, or TU 10B. Wt. 12 lbs.

## BUTTERFLY CONDENSERS



TYPE A 4 1/4" Dia.  
 TYPE A-100 330 MC—Antenna Type  
 TYPE B-300 1000 MC—Use 368AS tube  
 TYPE C-300 1000 MC—Clip for 361 Oct  
 TYPE D-135 485 MC

**YOUR CHOICE \$495**

These units make the finest tuners for Ultra-high frequency transmitters, receivers, frequency meters, and oscillators.



TYPE B 4 3/8" Dia.



TYPE C 2 1/2" Dia.



TYPE D 2 1/2" Dia.

## MODULATION and DRIVER TRANSFORMERS



Both Units Only

Modulation trans. 815 class A82-56 Watt Driver, 68M7 to Modulator. **\$495**

Brand New

## HI GAIN DYNAMIC MIKE KIT

Uses UTC. Transformer and Western Electric Mike. Ideal for Mams. PA. CAP. Recording, Mobile Equip.—50 DB/80—7500 CPS. Diagram Furnished

## PHOTO ELECTRIC CELL



**95¢** CE Vacuum Cell used in AMPRO Sound Projector. Also useful for opening garage doors and Alarm Systems.

## KIT 1. HARDWARE

Over 1,000 pieces. 2 1/2 lbs. of ASSORTED RADIO & TV HARDWARE. **99¢** was \$1.49

## KIT 2. CERAMICONS

100 ASSORTED. Range from 75 mmfd. to 6,000 mmfd. **\$250** was \$3.50

## KIT 3. Volume Controls

25 ASSORTED. Range from 2 ohm to 3 meg. 3 1/2" x 1 1/2" with switch. **\$275** was \$4.75

## IGNITION COLLS

PRI. 3VDC. Ideal for Photo flash, Model planes, etc. **\$129**

## Kit 4. Rotary Switches

25 ASSORTED TYPES. A Real Buy at only **\$250** was \$4.75

## KIT 5. RESISTORS

100 ASSORTED TYPES. Range from 1 ohm to 15 meg. 1/2 to 3 watt. was \$1.88 **\$175**

## KIT 6. R.F. CHOKES

25 ASSORTED. Range from .5 mh. to 25 mh. was \$1.88 **95¢**

## KIT 7. TOGGLE & SLIDE SWITCHES

25 ASSORTED. SPST, DPDT, SPST, etc. was \$4.95 **\$325**

## KIT 8. PAPER & CAN CONDENSERS

25 ASSORTED. Range from 4 mfd. 150 v. to 80 mfd. 450 v. was \$3.50 **\$275**

## OIL CONDENSERS

MFD	VDC	PRICE
2	600	.49
7	600	.95
8	600	.95
10	600	1.75
2	1000	.95
4	1000	1.49
DUAL 4-1000		
2x4	600	2.75
8	1000	2.49
5	2500	1.39

## All New MYSTERY PACKAGE


of ELECTRONIC PARTS

Worth \$40.00 Our Price **\$395** Ship. Wt. 20-lbs.

It's the surprise of your life! 20 pounds of brand new usable Govt. surplus. The ideal gift for hams, etc. We now ship parcel post to save you more money!

SATISFACTION GUARANTEED OR YOUR MONEY BACK IN FULL!

## 1 KW ANT. CHANGE-OVER 110 VAC RELAY




60 Cycle 15 Amp 2500 Volt D.P.D.T. **\$995**

## FULL WAVE METER RECTIFIER

For use with 0-1 MA Meter **95¢**

R.F. CHOKE **29¢**

## VARIABLE CONDENSERS



TYPE A From BC 604 & Caps 359 MMF/40 MMFDs 40 MMFDs 40 MMFDs 40 MMFDs **95¢**

TYPE B 200 MMFD—Shielded Can 5 1/2" Sheet

## PHONOGRAPH CRYSTAL



Made by Sonotone Mfg. 1.5 Volt output. S a d o h i r e Needle. 50 to 14,000 cycle Freq. Response Hi F.L. Special **\$225**

Ceramic Type Only **\$225**

## VARIABLE TRANSFORMER



## BLEEDER RESISTOR

110 watt bleeder. 5 sections (750—23—23—7,500—3,000). Total 11,296 OHMS. **49¢**

## 110 VAC RELAY

**\$169** BRAND NEW D.P.D.T. 8 AMP CONTACTS

## RCA OUTPUT TRANSFORMER

P.P.616'S 25 watt

PRI 5000 Ohms output. Sec. #1 500 Ohms. Sec. #2 500 Ohms. Sidetone 15 to 15,000 cy. flat. **\$195**

## GUN CAMERA MOTOR

Brand New Used in Gun Camera. 24 VDC. Will run on 110 VAC. **95¢**

## TUBE SPECIALS

TYPE	PRICE
955, 957, 9004	
9006	\$.35
9001	\$.59
9002	\$.69
867	1.00
2051	\$.50
1625	\$.25

# HERSHEL RADIO CO.


5249 GRAND RIVER  
 Detroit 8, Michigan  
 Phone TYler 8-9400

TERMS: Cash with order or 25% DOWN—BALANCE C.O.D. ALL PRICES NET F.O.B. DETROIT MINIMUM ORDER \$2.00


**It's New! 3 Years in Development  
-NOW READY FOR YOU!**




This is the new Sprayberry Training Television Receiver.



You build the new Sprayberry Tester - 18-range Volt-Ohm-Milliammeter readings.



You will build this powerful short wave and broadcast superhet radio receiver.



**New Equipment! New Lessons! Enlarged Course!**  
**SPRAYBERRY PRACTICAL TRAINING IN**  
**RADIO-TELEVISION**

**3 NO OBLIGATION TRAINING PLANS**



F. L. SPRAYBERRY  
Pres.

**You have NO MONTHLY PAYMENT CONTRACT to sign ... pay for this outstanding training as you learn!**

Mail the coupon at once for my big all-new 56 page FREE CATALOG and FREE Sample Lesson. Get the full story of this remarkable new Training Plan. Read about my 3 NO OBLIGATION PLANS of "packaged unit" instruction. I can prepare you in as little as 10 MONTHS to take your place as a Trained Radio-Television Technician. You take no risk in enrolling for my Training because you DO NOT SIGN A BINDING TIME PAYMENT CONTRACT. I have been training successful Radio-TV technicians for 22 years... I can prepare you, too, to get into your own profitable Service Shop or a good paying job. Full information FREE and without any obligation. No salesman will call.

**NEWEST DEVELOPMENTS**

Your training covers UHF, Color Television, FM, Oscilloscope Servicing, High Fidelity Sound and Transistors.

**PRACTICE AND TRAIN AT HOME WITH 25 NEW KITS OF EQUIPMENT**

You get valuable practical experience in construction, testing and shop practice. You build a powerful 2 band superhet radio, the all-new 18 range Sprayberry mult tester, the new Sprayberry Training Television receiver, signal tracer and many other projects. All equipment is yours to use and keep. All your training is IN YOUR HOME in spare hours. I help you earn extra spare time money while you learn. Rush coupon below for all the facts—FREE!

**SPRAYBERRY ACADEMY OF RADIO**  
111 NORTH CANAL STREET, DEPT.  
CHICAGO 6, ILLINOIS



**FREE CATALOG AND SAMPLE LESSON**

Rush coupon for my catalog "How to Make Money in Radio-Television", PLUS an actual sample Sprayberry Lesson without obligation—ALL FREE. Mail coupon NOW!

SPRAYBERRY ACADEMY OF RADIO MAIL THIS COUPON FOR FREE  
Dept. 105-C 111 N. Canal St., Chicago 6, Ill. FACTS AND SAMPLE LESSON  
Please rush New Catalog and Sample Lesson FREE. I understand that no salesman will call.

Name \_\_\_\_\_ Age \_\_\_\_\_

Address \_\_\_\_\_

City \_\_\_\_\_ Zone \_\_\_\_\_ State \_\_\_\_\_

# only



**S-53A** The finest small communications receiver built and ideal where maximum performance is required in small space. Several steps better than the S-38C, but not quite up to larger S-40B. Covers Broadcast Band 540-1630 kc plus four short-wave bands covering 2.5-31 and 48-54.5 Mc.

Electrical bandspread for easy tuning. Two I-F stages. Switches for automatic noise limiter, code reception and high-low tone. Pivono jack for records. Headphone tip jacks on rear and built-in PM speaker. Temp. compensated to reduce fading due to frequency shift. For 105/125 V. 50/60 cycle AC.

# hallicrafters



Brand New and very much wanted—Model HT-30 Single Sideband AM and CW Transmitter/Exciter.

- Highly stable VFO with full 100:1 ratio gear drive system built-in, calibrated in kc.
- Stability comparable to most crystals .009%. Full band switching.
- Ample gain for 55 db microphone. Hum and noise 40 db down.

- Full 50 watt peak envelope output.
- Complete built-in metering.
- Unwanted sideband at least 40 db down. AM—CW—SSB.
- Undesired beat frequency down 60 db or more. T. V. I. suppressed.
- Stable 50 kc filter system.
- Provisions for coaxial output fitting.
- Built-in voice control circuit with bias switching for final amplifier.

# has



**Model SX-96** Selectable Sideband Receiver

- Covers Broadcast 538-1580 kc plus three S/W 1720 kc-34 Mc.
- Double conversion with selectable crystal controlled second oscillators.
- Selectable sideband reception of both sup-

pressed carrier and full carrier transmissions. Highly selective 50 kc I. F. system.


- CW operation with AVC on. Delayed AVC.
- Calibrated bandspread—"S" meter—double superhet. Precision gear drive dial system.
- 10 tubes, 1 rectifier and voltage regulator.

# COMPLETE



**S-94 (S-95)** These two new Civic Patrol receivers are over 10 times as sensitive as previous models, greater increased audio power output and built-in relay squelch system. Perfect for monitoring, police, fire, taxicab, telephone-mobile, forestry, Civil Defense. The S-94 covers 30-50 Mc and the S-95 150-173 Mc. Built-in speaker and provisions for headphones. Eight tubes plus rectifier. 105/125 V. 50/60 cycle AC/DC.

# HAM



**S-38D** Low cost unit with high priced performance over Broadcast Band 540-1650 kc plus three short-wave bands from 1650 kc-32 Mc. Electrical bandspread operates over large easy-to-read dial. Headphone tip jacks on rear and powerful built-in PM speaker. Oscillator for reception of code signals. Four tubes plus rectifier. 105/125 V. 50/60 cycle AC/DC.

# LINE

Write for complete specifications.

**hallicrafters** • Chicago 24, Illinois

In Canada:  
The **HALLICRAFTERS COMPANY**  
Don Mills Road • Box 27, Station R • Toronto 17, Ontario.