

URANIUM PROSPECTING ISSUE

POPULAR
ELECTRONICS
ANC

JULY
1955

25
CENTS

In U.S. and Canada

BAKERSFIELD URANIUM STORY
HOME-BUILT GEIGER COUNTER
SURVEY OF GEIGER EQUIPMENT

• Plus Usual Features •

Frequency Meter • Voice Operated Alarm
Electroscope • Light Beam Modulator



FREE CATALOG

OF GEIGER AND SCINTILLATION COUNTERS FOR URANIUM PROSPECTING

PRICES START AS LOW AS \$21.95!

When prospecting for uranium, your chances of making a "strike" can be no better than the equipment you use. When you're in the field, you must depend on your instruments, so it pays to get the best! Shown here is but a small sample of the huge assortment of sensitive, high-quality Geiger and Scintillation Counters made by EL-TRONICS. Send now for FREE catalog which shows and describes the complete EL-TRONICS line of precision instruments for locating uranium. You're sure to find the most dependable equipment to fit your own particular needs at the price you can afford.



EL-TRONICS

HAS BEEN FAMOUS FOR OVER 20 YEARS!

Top engineering know-how has made EL-TRONICS a leader in the nucleonic field for over 20 years. You are guaranteed the world's most rugged, highest-quality and durable Geiger and Scintillation Counters available. For FREE illustrated catalog, just mail the coupon with your name and address *today*. Or order any counter shown here on our guarantee of satisfaction or money back.



**GEIGER
COUNTER
PR-5A
\$99⁹⁵**



**SCINTILLATION
COUNTER
PR-31
\$499⁹⁵**



**GEIGER
COUNTER
PR-4
\$49⁹⁵**



**GEIGER
COUNTER
PR-7
\$200⁰⁰**

**POCKET
GEIGER
PR-1**

\$21⁹⁵

MAIL COUPON FOR FREE CATALOG

URANIUM PROSPECTORS SUPPLY CO., Dept. PE-7
1420 Walnut St., Philadelphia 23, Pa.

Please send me ABSOLUTELY FREE your catalog of sensitive, precision-made EL-TRONICS Geiger and Scintillation counters.

I enclose \$..... (check or money-order). Please send me Geiger or Scintillation Counter Model..... as illustrated in your ad. If I am not completely satisfied, I may return the instrument within 10 days for full refund.

Name..... (Please print)

Address.....

City..... Zone..... State.....


**URANIUM PROSPECTORS
SUPPLY COMPANY**

A Division of National Merchandising Corp.

1420 Walnut St., Philadelphia 23, Pa.


You Practice **SERVICING** with Kits I Send You

Nothing takes the place of PRACTICAL EXPERIENCE. That's why NRI training is based on LEARNING BY DOING. You use parts I send to build many circuits common to Radio and Television. With my Servicing Course you build the modern Radio shown at left. You build a Multitester and use it to help make \$10, \$15 a week fixing sets in spare time while training. All equipment is yours to keep. Coupon below will bring book of important facts. It shows other equipment you build.




You Practice **BROADCASTING** with Kits I Send You

As part of my Communications Course I send you parts to build low-power Broadcasting Transmitter at left. Use it to get practical experience. You put this station "on the air" . . . perform procedures demanded of broadcasting station operators. An FCC Commercial Operator's License can be your ticket to a bright future. My Communications Course trains you to get your license. Mail coupon. Book shows other equipment you build for practical experience.



I Will Train You at Home in Spare Time to be a **RADIO-TELEVISION** Technician



TELEVISION Making Jobs, Prosperity

25 million homes have Television sets now. Thousands more sold every week. Trained men needed to make, install, service TV sets. About 200 television stations on the air. Hundreds more being built. Good job opportunities here for qualified technicians, operators, etc.



America's Fast Growing Industry Offers You Good Pay, Success

Training PLUS opportunity is the PERFECT COMBINATION for job security, advancement. When times are good, the trained man makes the BETTER PAY, gets PROMOTED. When jobs are scarce, the trained man enjoys GREATER SECURITY. NRI training can help assure you and your family more of the better things of life. Radio is bigger than ever with over 3,000 broadcasting stations and more than 115 MILLION sets in use, and Television is moving ahead fast.

N.R.I. Training Leads to Good Jobs Like These

I TRAINED THESE MEN

"I have progressed very rapidly. My present position is Studio Supervisor with KEDD Television, Wichita."—Elmer Frewaidt, 3026 Stadium, Wichita, Kana.

"Fix sets part time in my shop. Made about \$500 first three months of the year. Could have more but this is about all I can handle."—Frank Borer, Lorain, Ohio.

"I've come a long way in Radio and Television since graduating. Have my own business on Main Street."—Joe Travers, Asbury Park, New Jersey.

"I didn't know a thing about Radio. Now have a good job as Studio Engineer at KMMJ."—Bill Delzell, Central City, Nebraska.

BROADCASTING: Chief Technician, Chief Operator, Power Monitor, Recording Operator, Remote Control Operator. SERVICING: Home and Auto Radios, Television Receivers, FM Radios, P.A. Systems. IN RADIO PLANTS: Design Assistant, Technician, Tester, Serviceman, Service Manager. SHIP AND HARBOR RADIO: Chief Operator, Radio-Telephone Operator. GOVERNMENT RADIO: Operator in Army, Navy, Marine Corps, Forestry Service Dispatcher, Airways Radio Operator. AVIATION RADIO: Transmitter Technician, Receiver Technician, Airport Transmitter Operator. TELEVISION: Pick-up Operator, Television Technician, Remote Control Operator.



Start Soon to Make \$10, \$15 a Week Extra Fixing Sets

My training is practical, complete; is backed by 40 years of success training men at home. My well-illustrated lessons give you basic principles you need and my skillfully developed kits of parts "bring to life" things you learn from the lessons. I start sending you special booklets that show you how to fix sets the day you enroll. Multitester you build with my parts helps you discover and correct set troubles, helps you make money fixing neighbors' sets in spare time while training. Many make \$10, \$15 a week extra this way.

Mail Coupon — Find Out What Radio-Television Offer You

Act now to get more of the good things of life. I send actual lesson to prove NRI home training is practical, thorough. My 64-page book "How to be a Success in Radio-Television" shows what my graduates are doing and earning. It gives important facts about your opportunities in Radio-Television. Take NRI training for as little as \$5 a month. Many graduates make more than the total cost of my training in two weeks. Mail coupon now to: J. E. SMITH, President, Dept. 5G:D4 National Radio Institute, Washington 9, D. C. Our 40th year.

AVAILABLE to all qualified VETERANS UNDER G. I. BILLS

Good for Both—FREE

MR. J. E. SMITH, President, Dept. 5G:D4 National Radio Institute, Washington 9, D. C. Mail me Sample Lesson and 64-page Book. FREE. (No salesman will call. Please write plainly.)

Name Age

Address

City Zone State

VETS write in date of discharge



Mail Today—Tested Way to Better Pay

POPULAR ELECTRONICS is published monthly by Ziff-Davis Publishing Company, William B. Ziff, Chairman of the Board (1946-1953), at 64 E. Lake St., Chicago 1, Ill. Entered as second class matter August 27, 1954 at the Post Office, Chicago, Illinois. SUBSCRIPTION RATES: One year U.S. and possessions, and Canada \$3.00; Pan-American Union Countries \$3.50; all other foreign countries \$4.00.

POPULAR ELECTRONICS

Registered U. S. Patent Office

CONTENTS

The Bakersfield Uranium Rush.....	Leo G. Sands	17
Market Survey of Geiger Counters.....		21
Home-Built 700 Volt Geiger Counter.....		28
Books on Uranium Prospecting and Counting Equipment.....		35
The Scintillation Counter.....	Ed Bukstein	36
Build an Electroscope.....	Rufus P. Turner	39
Talking with Light (Part 2).....	Elbert Robberson	42
"Nobody Here But Us Termites".....	Robert F. Ames	49
Voice-Operated Alarm.....	Nathan Green	50
How to Use Decals.....		54
How to Add Extension Speakers.....		56
Rejuvenate R/C Batteries.....	Paul F. Runge	60
How to Keep Your Portable in Operation.....		62
Electronics Controls City Traffic.....		69
Distortion in Hi-Fi Equipment (Part 2).....	Norman H. Crowhurst	70
Recorders of Yesteryear.....	Norman Garrahan	74
Leader and Timing Tape.....		76
Simple Audio Frequency Meter.....		78
Recorder and Amplifier Mixer.....	Louis E. Garner, Jr.	81
Scheme and Variations.....	Carl Kohler	84
Tape Recorders.....	Bert Whyte	86
Disc Review.....	Bert Whyte	87
Carl & Jerry.....	John T. Frye	88
Listing of Geiger Counter Manufacturers.....		103

DEPARTMENTS

From the M. Ed. of POP'ronics.....		8
Letters from Our Readers.....		10
R/C Notes.....		59
Tuning the Short-Wave Bands.....	Hank Bennett	64
Ama-Touring with Roger Legge.....		67
What's the PE Answer?.....		73
After Class.....		90
Tools & Gadgets.....		109
Tips and Techniques.....		113
Standardized Wiring Diagram Symbols.....		122
Atomic Radiation Glossary.....		124
Abbreviations.....		125
Resistor Color Code.....		126
Capacitor Color Code.....		126

(Also see page 6)

JULY 1955

VOL. 3 - NUMBER 1

EDITOR
OLIVER READ, WJET

MANAGING EDITOR
O. P. Ferrell

TECHNICAL EDITOR
H. S. Renne

FEATURE EDITOR
Norman Eisenberg

ASSOCIATE EDITORS
M. C. Magna
Charles Tepfer

ART EDITOR
A. J. Reich

CONTRIBUTING EDITORS

J. T. Frye L. E. Garner, Jr.
H. Bennett R. P. Turner
R. Legge H. Pollack

ART DEPARTMENT
Frank Sayles (Director)
J. A. Galanek M. Whelpley

ADVERTISING DEPARTMENT
New York (MU 7-8080)
L. L. OSTEN—Adv. Dir.
WM. G. McROY—Adv. Mgr.
T. SUITO

Chicago (AN 3-5200)
M. B. CROFFORD—J. WEAKLEY

Los Angeles (Mich. 9856)
JOHN E. PAYNE—W. FITZGERALD



Copyright 1955
(All Rights Reserved)

ZIFF-DAVIS PUBLISHING COMPANY

W. B. ZIFF (1898-1953) FOUNDER

Also Publishers of
RADIO & TELEVISION NEWS

Editorial and Executive Offices
366 Madison Ave., New York 17, N.Y.

PRESIDENT

B. G. DAVIS

VICE-PRESIDENTS

H. J. MORGANROTH M. FROELICH

SECRETARY-TREASURER

G. E. CARNEY

CIRCULATION MANAGER

M. MICHAELSON

BRANCH OFFICES

Chicago (1), 64 E. Lake St.
Los Angeles (14), Statter Center,
900 Wilshire Blvd.

SUBSCRIPTION SERVICE:

All communications concerning subscriptions should be addressed to Circulation Dept., 64 E. Lake St., Chicago 1, Ill. Include your old address as well as new—enclosing if possible an address label from a recent issue of this magazine. Allow at least 4 weeks for change of address.

CONTRIBUTIONS:

Contributors are advised to retain a copy of their manuscripts and illustrations. Contributions should be mailed to the New York Editorial Office and must be accompanied by return postage. Contributions will be handled with reasonable care, but this magazine assumes no responsibility for their safety. Any copy accepted is subject to whatever adaptations and revisions are necessary to meet the requirements of this publication. Payment covers all author's, contributor's, and contestant's rights, title, and interest in and to the material accepted and will be made at our current rates upon acceptance. All photos and drawings will be considered as part of material purchased.

POPULAR ELECTRONICS



Train for Better
Jobs in

ELECTRICITY OR TELEVISION-RADIO

in Great
Shops of COYNE

GREAT OPPORTUNITY FIELDS

Conditions are changing. Many "one operation" jobs that have paid well will not last. *Don't be satisfied with a "no future" job.* Whether 17 or up to 45 years of age, train the Coyne way for a better job and a real future in **ELECTRICITY** or **TELEVISION-RADIO**, fields that offer a world of opportunities.

YOU can TRAIN in great CHICAGO SHOPS

Train on real, full-size equipment at COYNE where thousands of successful men have trained for over 56 years—largest, oldest, best equipped school of its kind—established in 1899. No advanced education or previous experience needed. **TRAINING APPROVED FOR VETERANS.**

B. W. COOKE, President

COYNE

FOUNDED 1899

ELECTRICAL SCHOOL

A TECHNICAL TRADE INSTITUTE OPERATED NOT FOR PROFIT
503 S. PAULINA STREET, CHICAGO, Dept. B5-71H

ELECTRICITY ★ RADIO ★ TELEVISION ★ REFRIGERATION ★ ELECTRONICS

COYNE offers
LOW COST

TELEVISION RADIO-ELECTRONICS

Training in
Spare Time **AT HOME**

The future is **YOURS** in TV-RADIO!

A fabulous field—good pay—fascinating work—a prosperous future! Good jobs, or independence in your own business!

Coyne brings you the first *truly lower cost*, MODERN—QUALITY Television Home Training; training designed to meet Coyne standards. Not an old Radio Course with Television "tacked on". Here is MODERN TELEVISION TRAINING including working knowledge of Radio. Includes UHF and **COLOR TV**. No Radio background or previous experience needed. Personal guidance by Coyne Staff. **Practical Job Guides** to show you how to do actual servicing jobs—*make money early in course.* With Coyne Television Home Training you pay only for your training, *no costly "put together kits"*.

B. W. COOKE, President



Coyne—the Institution behind this training... the largest, oldest, best equipped residential school of its kind. Established 1899.

COYNE


ELECTRICAL SCHOOL

500 Paulina St., Dept. B5-HT7, Chicago 12
A TECHNICAL TRADE INSTITUTE
OPERATED NOT FOR PROFIT

START NOW—PAY LATER—Finance Plan and Easy Monthly Payment Plan. Also part-time employment help for students.

Get FREE Book

Send coupon for 48 page illustrated book "Guide to Careers in Electricity and Television-Radio." No cost; no obligation; no salesman will call. Get vital facts now!



B. W. COOKE, President
COYNE ELECTRICAL SCHOOL
500 S. Paulina St., Chicago 12, Ill., Dept. B5-71H

Send **BIG FREE** book and details of your training offer. This does not obligate me and no salesman will call. I am interested in:


Electricity Television-Radio

Name _____

Address _____

City _____


State _____



SEND COUPON FOR FREE BOOK

and full details, including easy Payment Plan.

No obligation, no salesman will call.



COYNE ELECTRICAL SCHOOL

Television Home Training Div.

500 S. Paulina St., Chicago 12, Ill., Dept. B5-HT7

Send Free Book and details on Television Home Training. This does not obligate me and no salesman will call.

Name _____

Address _____

City _____

State _____



**Fix your TV Set
YOURSELF!**
**BUY YOUR TV TUBES
AT WHOLESALE!**
100% GUARANTEED! BRANDED! SAME DAY SERVICE!

1A4P	.29	6BD5	.59	7F8	.59
1A7	.49	6BE6	.39	7J7	.59
1B3	.59	6BG6	.99	7K7	.59
1B4P	.79	6BH6	.49	7U5	.49
1C6	.29	6BJ6	.49	7Z4	.39
1C7	.29	6BK7	.69	12AL5	.39
1E7GT	.39	6BL7	.69	12AT6	.39
1F5G	.29	6BN6	.99	12AT7	.69
1H5	.49	6BQ6	.79	12AU6	.39
1L4	.49	6BQ7	.79	12AU7	.59
1L6	.59	6BY5G	.59	12AV6	.39
1LA6	.39	6BZ7	.79	12AV7	.69
1LC5	.39	6C4	.39	12AX7	.59
1LC6	.39	6CB6	.49	12BA6	.39
1N5	.49	6CD6	.99	12BA7	.59
1R5	.49	6CU6GT	.99	12BE6	.39
1S5	.39	6F6	.39	12BH7	.59
1T4	.49	6F7	.69	12SA7	.49
1T5GT	.69	6J6	.59	12SK7	.49
1U4	.49	6J8	.79	12SN7	.59
1U5	.39	6K6	.39	12SL7	.59
1X2	.59	6L6	.69	12SQ7	.39
2A3	.29	6N6	.69	14S7	.79
2A7	.29	6S4	.39	19BG6	.99
3AGT	.99	6S8	.59	19T8	.69
3Q4	.49	6SA7	.49	25BQ6	.79
3Q5	.59	6SD7	.49	25L6GT	.39
3S4	.49	6SK7	.49	25W4GT	.39
3V4	.49	6SL7	.59	25Z6	.39
5U4	.39	6SN7	.59	35B5	.39
5V4	.49	6SQ7	.39	35C5	.39
5Y3	.29	6SR7	.49	35W4	.29
5Y4	.49	6T8	.69	35Z3	.29
5Z3	.29	6U8	.69	35Z5	.29
6AB4	.39	6V6	.49	35/51	.29
6AG5	.49	6W4GT	.39	36	.29
6AJ5	.69	6X4	.29	37	.29
6AK5	.69	6X5	.29	39/44	.29
6AL5	.39	7A4/XXL	.39	49	.29
6AQ5	.49	7A6	.49	50B5	.49
6AS5	.49	7A7	.49	50C5	.49
6AT6	.39	7A8	.49	50L6	.49
6AU6	.39	7AK7	.79	75	.29
6AV6	.39	7B4	.49	76	.29
6B7	.79	7B5	.49	77	.29
6BA6	.49	7B6	.49	80	.29
6BA7	.59	7B7	.49	117L7GT	.99
6BC5	.49	7F7	.59	117Z3	.29

**Minimum Order
\$1.00**

25% deposit with order. Balance C.O.D. If full remittance is sent, please include postage. Excess money will be refunded. Quantity users—write for special discounts!

FREE!

with every order of \$20 or more—famous "Ox-wall" magnetic screwdriver kit. Includes all sizes—Phillips head, long handles to get in those tight spots, etc. 7 screwdrivers in all. May be purchased outright. List value \$4.89—\$1.99 each; 3 for \$5.50.

Mail Your Order to

VIDEO
ELECTRIC COMPANY
79 CLINTON PL.
NEWARK, N. J.

ITEMS OF INTEREST

"Photographing" the Heart Beat..... 61
Electronic Tests to Improve Beef..... 61
Extending Microscope Vision..... 66
Electronic Brain Directs Subway Passengers..... 128

NEW PRODUCTS

Kit Mounts Rear Seat Auto Speaker..... 61
Versatile Code Oscillator..... 66
Hearing Aid Uses Five Transistors..... 66
Novel TV Antenna..... 66

If you are unable to find these listed products locally, write directly to the manufacturers at the addresses given. Also see the monthly review of new items of interest to the electronics hobbyist in "Tools & Gadgets" appearing on pages 109 to 112 of this issue of POPULAR ELECTRONICS.

COMING NEXT MONTH
POPULAR ELECTRONICS

Applause Meter for Amateur Contests
R/C Field Strength Meter
Build Your Own G-M Probe
Electronic Musical Toy
Tubeless Audio Amplifier

High-Fidelity Audio ■ Kits ■ Radio Control
■ Short-wave Listening ■ What's New ■
How It Works ■ How to Make It ■ How to Use It ■ Carl & Jerry ■ Tips & Techniques

IN THIS MONTH'S
RADIO & TELEVISION NEWS
(July)

"Audar"
All-Transistor Automobile Receiver
Transistor Dip Oscillator
An "Improved" Sound Switch
Electronic Ignition System
Control of Amplifier Damping Factor
Ham Phone Compressor

PUT YOURSELF IN THE *High-Paying* TELEVISION PICTURE

R
Radio
T
Television
T
Training
A
Association

Today, when demand for trained men is higher than ever before, pay is higher than ever before, you can train AT HOME in your SPARE TIME to become a Television Technician.



PREPARE FOR A BRIGHTER FUTURE AS A TV TECHNICIAN

You can hold down a full-time job and still train AT HOME by the same successful methods I used to help hundreds of men—many with no more than grammar school training—master television!

L. C. Lane, B.S., M.A.
President, Radio-Television Training Association, Executive Director, Pierce School of Radio & Television.

NO EXPERIENCE NEEDED . . . I'LL TRAIN YOU AT HOME IN YOUR SPARE TIME

VETERANS!

My School Fully Approved to Train Veterans under new Korean G.I. Bill. Write discharge date on coupon.

GOOD SPARE TIME EARNINGS

Almost from the very start you can earn extra money while learning by repairing radio-TV sets for friends and neighbors. Many of my students earn up to \$25 a week . . . pay for their entire training from spare time earnings . . . start their own profitable service business.

EXPERT FM-TV TECHNICIAN TRAINING

My FM-TV Technician Course can save you months of training if you have previous Armed Forces or civilian radio experience! Train at home with kits of parts, plus equipment to build BIG SCREEN TV RECEIVER. ALL FURNISHED AT NO EXTRA COST!

NEW! PRACTICAL TV CAMERAMAN & STUDIO COURSE

(For men with previous radio & TV training) I train you at home for an exciting big pay job as the man behind the TV camera. Work with TV stars in the TV studios or "on location" at remote pick-ups! Available if you want it . . . one-week course of practical work on TV studio equipment at Pierce School of Radio & TV, our associate resident school in New York City.

OPTIONAL: 2 WEEKS TRAINING IN NEW YORK CITY AT NO EXTRA COST

micron Course. However, your home study course is complete even without this two-week laboratory session. It is only one of the many Extras available to you from RTTA if you want it.



ENOUGH EQUIPMENT TO SET UP YOUR OWN HOME LABORATORY
As part of your training, I give you all the equipment you need to prepare for BETTER PAY TV job. You build and keep a professional GIANT SCREEN TV RECEIVER complete with big picture tube (designed and engineered to take any size up to 21-inch) . . . also a Super-Hat Radio Receiver, RF Signal Generator, Combination Voltmeter-Ammeter-Ohmmeter, C-W Telephone Transmitter, Public Address System, AC-DC Power Supply. Everything supplied, including all tubes.

FREE FCC COACHING COURSE

Qualifies you for Higher Pay! Given to all my students AT NO EXTRA COST after TV Theory and Practice is completed. Helps you qualify for the TOP JOBS in Radio-TV that demand an FCC License! Full training and preparation at home for your FCC License.

LEARN ALL ABOUT COLOR TV

MY 4 FREE AIDS SHOW YOU HOW AND WHERE TO GET A BETTER PAY JOB IN TELEVISION.

See for yourself how my simple, practical methods can make success as easy for you as they have for my hundreds of graduates.

Cut out this Coupon and Mail It Now!
No salesman will call

Mr. Leonard C. Lane, President Dept. E-7
RADIO-TELEVISION TRAINING ASSOCIATION
52 East 19th Street, New York 3, N. Y.

Dear Mr. Lane: Mail me your NEW FREE BOOK, FREE SAMPLE LESSON, and FREE aids that will show me how I can make BIG MONEY IN TELEVISION. I understand I am under no obligation and no salesman will call.

(PLEASE PRINT PLAINLY)

Name _____ Age _____
Address _____
City _____ Zone _____ State _____

I AM INTERESTED IN:
 Radio-FM-TV Technician Course
 FM-TV Technician Course
 TV Cameraman & Studio Technician Course

VETERANS!
Write discharge date _____

Radio Television Training Association

52 EAST 19th STREET • NEW YORK 3, N. Y.

Licensed by the State of New York • Approved for Veteran Training

July, 1955

FROM THE **M. Ed.** OF **POP'ronics**

ALTHOUGH this July issue is classed as a "special feature" issue, our readers will be pleasantly surprised to find that five major electronic construction articles have been included, plus several articles on applications, and the usual numerous interesting features and departments. Your reaction to this issue—or format—would be appreciated, and I hope that I may have the pleasure of hearing from many of you in the very near future.

As an additional note to the "Bakersfield Story," I might mention that at this writing a woman prospector in the Kern River valley has just sold her claims for \$500 cash and 10% of all mining profits. The

uranium rush is still on, with claims recently staked in Vermont, Indiana, Illinois and New Jersey—not to forget similar unverified reports from Florida.

All mining authorities agree that uranium probably lies undiscovered in many localities. Some deposits will be found with the simplest of equipment, such as that described in this issue. The chances are in favor of the amateur prospector with only a limited amount of time and \$40 to \$50 to spend on a Geiger counter.

Might I suggest that potential authors read the short note on page 48 which outlines some of our present editorial requirements? Readers that have sent in inquiries of various kinds will also want to read this particular item.

Although every conceivable effort is made to produce a magazine completely devoid of errors, a few have managed to slip by. Fortunately, these have been of the most innocent and obvious kind; but for the sake of convenience—all future errors (when and if they occur) will be found under the title "Out of Tune."

o.p.f.

EMC EXCLUSIVE


BASIC SERVICE SHOP TEST EQUIPMENT for only \$685*

PLUS FREE... with this special offer

Model CRA (Picture tube adaptor for model 208) \$4.50
2 Model IS (Instrument stands) 1.96

Total retail cost if purchased \$6.46

You get ALL three of these precision instruments ... in this sensational offer!



EMC model 106 VTVM

Price of this individual unit
Model 106 (wired and tested) \$35.90
Model 106 (in kit form) \$23.90
Accessory probes available

EMC model 500 R.F. Signal Generator

Price of this individual unit
Model 500 (wired and tested) \$29.75
Model 500 (in kit form) \$19.75

EMC model 208 Tube Tester

Price of this individual unit
Model 208 (wired and tested) \$24.90
Picture tube adaptor available

HOW TO GET IN ON THIS SENSATIONAL OFFER!

Start your own service shop with professional precision test equipment at solid savings plus the free Picture Tube Adaptor and Instrument Stands given in this special EMC offer.

Go to your favorite local jobber, purchase the above three instruments (Models 106, 500, 208), mail the three enclosed guarantee cards to EMC and receive by return mail your free \$6.46 worth of valuable accessories. This is a limited offer so act TODAY!

Write Dept. PE-7 for new complete catalog of precision test equipment TODAY!

EMC ELECTRONIC MEASUREMENTS CORP.
280 LAFAYETTE STREET, NEW YORK 12, N. Y.

*Total price if models 106 and 500 are not purchased in kit form—\$90.55

Note these instruments can be purchased individually.

INVENTORS

If you believe that you have an invention, you should find out how to protect it. The first step is to have a search made of the prior pertinent U. S. patents. If a report on this search indicates that the invention appears patentable you can apply for a patent, and the specifications and claims should be prepared.

The firm of McMorrow, Berman & Davidson, with offices in Washington, D. C., is qualified to take the necessary steps for you. We can make a preliminary search on your invention, advise you whether we think it can be patented, and prepare your application for patent.

Unless you are fully familiar with the U. S. Patent Laws, we recommend that you engage the services of a Registered Patent Attorney to protect your interests. The patent laws are *your* laws. A patent gives you the right to prevent others from making, using or selling the invention claimed in your patent for a period of 17 years.

Use these patent laws for your protection. Investigate whether your invention can be patented. If you have what you believe to be an invention, we suggest that you have this firm make a search for you.


Send for a copy of our Patent Booklet entitled "How To Protect Your Invention," containing information about patent protection and patent procedure. Along with this we will also send you an "Invention Record" form, for your use in writing down and sketching details of your invention. We will mail them promptly. No obligation. They are yours for the asking.

McMORROW, BERMAN & DAVIDSON

Registered Patent Attorneys

PATENTS • COPYRIGHTS • PATENTS

349-A VICTOR BUILDING, WASHINGTON 1, D. C.



As Much As
50%
SAVINGS
With WRL!

Here's
Just A Few

In our stock of over 600 reconditioned items, protected by our 90 day, New guarantee . . . and of special interest to beginners!

Heath AT-1 (CW) Xmtrr.	\$24.95
Hallcrafters HT-17 (CW) Xmtrr.	29.95
Letline 240 (Fone and CW) Xmtrr.	49.50
Stancor ST203A (Fone and CW) Xmtrr.	29.95
Stancor ST202A (CW) Xmtrr.	79.00
Hallcrafters S-38, S-38A	27.50
Hallcrafters S-38C	35.00
National SW-54	29.95

Send for our complete recond. equipt. list today!

"It's Easy to do Business with WRL!"

EVERYTHING IN HI-FI EQUIPMENT!

Players ★ Amplifiers ★ Tuners ★ Speakers
Microphones ★ Tape Recorders

"Personalized Engineering Service"

Send for FREE Hi-Fi Booklet . . . TODAY!

65 watt
GLOBE SCOUT
Completely
Bandswitching



The ideal transmitter for novice or stand-by Xmtrr. Fully bandswitching. 160 thru 10M. 65 watts CW. 50 watts on fone. Metering provided. P1 Network antenna tuner. Self-contained power supply. May be used mobile; provisions for dynamotor attachment. 100% modulation of Final. TVI screened cabinet. Compact: 8"x16"x8".

only
\$7.95
per month
Pay \$10.00 Down
Cash: \$99.95

IMMEDIATE DELIVERY



WORLD RADIO
LABORATORIES

"The World's Most Personalized Radio Supply House"

Please rush me your:

FREE 1955 Catalog FREE Hi-Fi Booklet
And full information on:

Globe Scout Wall Radio Map (25c)
 Reconditioned Equipment List

Address to:

3415 W. Broadway Council Bluffs, Iowa

Name: _____

Address: _____

City and State: _____

LETTERS FROM OUR READERS

HI-FI TEST RECORDS

■ Can you suggest an LP record for use in testing the frequency response, turntable speed, etc., of a hi-fi system?

JOSEPH H. JORDAN
Milwaukee, Wis.

Most jobbers' catalogs list records available for these purposes. There is the series of test records made by Cook Laboratories. One of these, in addition to testing your system for frequency response, also has provision for determining the condition of the LP stylus you are using. Audiophile and Clarkstan both make similar records. Of special note is a new Vox release. Incorporating a frequency test and stroboscopic markings for checking speed, this record is practically a course in basic audio.

PORTABLE TRANSISTORIZED RECEIVER

■ I am interested in constructing a small transistorized broadcast-band receiver, which would be suitable for use as a battery-powered, portable receiver. A list of parts including a schematic and pictorial diagram would be greatly appreciated.

RICHARD JOHNSON
Verdun, Quebec

Fortunately, your request ties in with our future editorial plans. Watch for articles on this subject in our Fall issues.

CAREERS IN ELECTRONICS

■ I enjoyed the story on "Project Cyclone" in your April issue, especially the part dealing with opportunities for careers in electronics. The thing that bothered me, though, is this: you mentioned people with college degrees only. How about opportunities for technically minded people who don't have degrees? Or who are thinking of a course in electronics at some technical school? Could you publish a story on these aspects of the field?

J. R. LEDDING
Kansas City, Mo.

You took the words right out of our editorial files! We are scheduling, for the Fall, a survey on this very subject, including information on schools and opportunities for careers in electronics for the non-engineering-degree technically trained person.

D.C.-TO-A.C. CONVERTER

■ I would like to have instructions on how to convert 6 volts d.c. (automobile electricity) to 115-120 volts, 60 cycle, a.c. (house current). What I would like to do is put such a converter in my car to be used for an electric razor, radios and phonographs, and occasionally a tape recorder, on trips or picnics or such affairs where regular household current is not available.

If you could help me out, it would be greatly

POPULAR ELECTRONICS

FREE WORLD FACES
ENGINEERING SHORTAGE

35,000 ENGINEERING
POSTS STILL UNFILLED

REDS LEAD FREE WORLD
IN ENGINEERING RACE

INDUSTRY'S DOOR IS
WIDE OPEN TO
NEW ENGINEERS

HERE'S NEW OPPORTUNITY FOR YOU IN THE BIG RACE FOR ENGINEERS!



Read between the news headlines. You'll see a whole new field of opportunity opening up in the race for Engineers. Here's your one big chance to help the Free World and win a professional rating.

As an Engineer you'll do interesting, rewarding work. You'll have a real chance for advancement. Half our industrial leaders have come up through Engineering. You'll enjoy high professional standing; economic, cultural and social prestige. You'll get true job security. And soon after you start your course you'll be ready for a job in an engineering department as an aide.

I. C. S. can help YOU!

Almost every phase of Engineering is represented in the 277 I. C. S. courses. You study in your spare time, at your own pace. No interference with job or social life. Instruction is personalized, direct, job-related. Bedrock facts and theory plus practical application. Low cost. Easy-pay plan. Diploma to graduates.

Coupon brings 3 free books!

(1) "How to Succeed"—36-page guide to advancement. (2) Career Catalog of opportunities in field of your choice. (3) Sample I. C. S. lesson in basic mathematics. Just mark and mail the coupon below.

"I obtained a professional rating one year short of the time required to complete a college engineering course," reports A. P. A., Wyomissing, Pa.

This statement helps demonstrate the thoroughness of I. C. S. instruction. Take the Engineering courses, for example. You go step-by-step from simple Arithmetic to advanced subjects: Thermodynamics, Drafting, Hydrostatics. Strength of Materials, Report Writing, Commercial Law, etc. There's no scrimping. You cover as many as 176 subjects in all—as rapidly as your time and ability permit.

For Real Job Security—Get an I. C. S. Diploma! . . . Easy-Pay Plan . . . I. C. S., Scranton 9, Penna.

INTERNATIONAL CORRESPONDENCE SCHOOLS

ICS

BOX 35295F, SCRANTON 9, PENNA. (Partial list of 277 courses)

Without cost or obligation, send me "HOW TO SUCCEED" and the opportunity booklet about the field BEFORE which I have marked X (plus sample lesson):

<p>ARCHITECTURE and BUILDING CONSTRUCTION</p> <ul style="list-style-type: none"> <input type="checkbox"/> Air Conditioning—Retrig. <input type="checkbox"/> Architecture <input type="checkbox"/> Architectural Interior <input type="checkbox"/> Building Contractor <input type="checkbox"/> Building Maintenance <input type="checkbox"/> Carpenter and Mill Work <input type="checkbox"/> Estimating <input type="checkbox"/> Heating <input type="checkbox"/> Painting Contractor <input type="checkbox"/> Plumbing <input type="checkbox"/> Reading Arch. Blueprints <p>ART</p> <ul style="list-style-type: none"> <input type="checkbox"/> Cartooning <input type="checkbox"/> Commercial Art <input type="checkbox"/> Fashion Illustrating <input type="checkbox"/> Magazine Illustrating <input type="checkbox"/> Show Card and Sign Lettering <input type="checkbox"/> Sketching and Painting <p>AUTOMOTIVE</p> <ul style="list-style-type: none"> <input type="checkbox"/> Auto Body Rebuilding <input type="checkbox"/> Auto Elec. Technician <input type="checkbox"/> Auto-Engine Tune Up <input type="checkbox"/> Automobile 	<p>AVIATION</p> <ul style="list-style-type: none"> <input type="checkbox"/> Aeronautical Engineering, Jr. <input type="checkbox"/> Aircraft & Engine Mechanic <p>BUSINESS</p> <ul style="list-style-type: none"> <input type="checkbox"/> Advertising <input type="checkbox"/> Bookkeeping and Accounting <input type="checkbox"/> Business Administration <input type="checkbox"/> Business Correspondence <input type="checkbox"/> Public Accounting <input type="checkbox"/> Creative Salesmanship <input type="checkbox"/> Federal Tax <input type="checkbox"/> Letter-writing Improvement <input type="checkbox"/> Office Management <input type="checkbox"/> Professional Secretary <input type="checkbox"/> Retail Business Management <input type="checkbox"/> Sales Management <input type="checkbox"/> Stenographic-Secretarial <input type="checkbox"/> Traffic Management <p>CHEMISTRY</p> <ul style="list-style-type: none"> <input type="checkbox"/> Analytical Chemistry <input type="checkbox"/> Chemical Engineering <input type="checkbox"/> Chem. Lab. Technician <input type="checkbox"/> General Chemistry <input type="checkbox"/> Natural Gas Prod. & Trans. <input type="checkbox"/> Petroleum Engineering <input type="checkbox"/> Plastics <input type="checkbox"/> Pulp and Paper Making 	<p>CIVIL, STRUCTURAL ENGINEERING</p> <ul style="list-style-type: none"> <input type="checkbox"/> Civil Engineering <input type="checkbox"/> Construction Engineering <input type="checkbox"/> Highway Engineering <input type="checkbox"/> Reading Struct. Blueprints <input type="checkbox"/> Sanitary Engineering <input type="checkbox"/> Structural Engineering <input type="checkbox"/> Surveying and Mapping <p>DRAFTING</p> <ul style="list-style-type: none"> <input type="checkbox"/> Aircraft Drafting <input type="checkbox"/> Architectural Drafting <input type="checkbox"/> Electrical Drafting <input type="checkbox"/> Mechanical Drafting <input type="checkbox"/> Mine Surveying and Mapping <input type="checkbox"/> Plumbing Drawing and Estimating <input type="checkbox"/> Structural Drafting <p>ELECTRICAL</p> <ul style="list-style-type: none"> <input type="checkbox"/> Electrical Engineering <input type="checkbox"/> Electrical Maintenance <input type="checkbox"/> Electrician <input type="checkbox"/> Contracting <input type="checkbox"/> Lineman <p>HIGH SCHOOL</p> <ul style="list-style-type: none"> <input type="checkbox"/> Commercial <input type="checkbox"/> Good English <input type="checkbox"/> High School Subjects <input type="checkbox"/> Mathematics 	<p>LEADERSHIP</p> <ul style="list-style-type: none"> <input type="checkbox"/> Foremanship <input type="checkbox"/> Industrial Supervision <input type="checkbox"/> Leadership and Organization <input type="checkbox"/> Personnel-Labor Relations <p>MECHANICAL AND SHOP</p> <ul style="list-style-type: none"> <input type="checkbox"/> Gas—Electric Welding <input type="checkbox"/> Heat Treatment <input type="checkbox"/> Metallurgy <input type="checkbox"/> Industrial Engineering <input type="checkbox"/> Industrial Instrumentation <input type="checkbox"/> Industrial Supervision <input type="checkbox"/> Internal Combustion Engines <input type="checkbox"/> Machine Design-Drafting <input type="checkbox"/> Machine Shop Inspection <input type="checkbox"/> Machine Shop Practice <input type="checkbox"/> Mechanical Engineering <input type="checkbox"/> Quality Control <input type="checkbox"/> Reading Shop Blueprints <input type="checkbox"/> Refrigeration <input type="checkbox"/> Sheet Metal Worker <input type="checkbox"/> Tool Design <input type="checkbox"/> Toolmaking <p>RADIO, TELEVISION</p> <ul style="list-style-type: none"> <input type="checkbox"/> Industrial Electronics <input type="checkbox"/> Practical Radio TV Eng'ng <input type="checkbox"/> Radio and TV Servicing <input type="checkbox"/> Radio Operating 	<ul style="list-style-type: none"> <input type="checkbox"/> Television Technician <p>RAILROAD</p> <ul style="list-style-type: none"> <input type="checkbox"/> Air Brakes <input type="checkbox"/> Car Inspector <input type="checkbox"/> Diesel Locomotive <input type="checkbox"/> Locomotive Engineer <input type="checkbox"/> Section Foreman <p>STEAM AND DIESEL POWER</p> <ul style="list-style-type: none"> <input type="checkbox"/> Combustion Engineering <input type="checkbox"/> Diesel—Elec. <input type="checkbox"/> Diesel Eng's <input type="checkbox"/> Electric Light and Power <input type="checkbox"/> Stationary Fireman <input type="checkbox"/> Stationary Steam Engineering <p>TEXTILE</p> <ul style="list-style-type: none"> <input type="checkbox"/> Carding and Spinning <input type="checkbox"/> Cotton, Rayon, Woolen Mix. <input type="checkbox"/> Finishing and Dyeing <input type="checkbox"/> Loom Fix'g <input type="checkbox"/> Textile Des'g <input type="checkbox"/> Textile Eng'g. <input type="checkbox"/> Throwing <input type="checkbox"/> Warping and Weaving <p>MISCELLANEOUS</p> <ul style="list-style-type: none"> <input type="checkbox"/> Domestic Refrigeration <input type="checkbox"/> Marine Engineering <input type="checkbox"/> Ocean Navigation <input type="checkbox"/> Professional Engineering <input type="checkbox"/> Short Story Writing <input type="checkbox"/> Telephony
--	--	--	---	---

Name _____ Age _____ Home Address _____

City _____ Zone _____ State _____ Working Hours _____ A.M. to P.M.

Occupation _____


Canadian residents send coupon to International Correspondence Schools, Canadian, Ltd., Montreal, Canada. . . . Special tuition rates to members of the U. S. Armed Forces.

RAYTHEON CK722 TRANSISTORS

now only \$3.50

WE DID IT AGAIN!

NEW PRICE \$2.50



Raytheon Transistors are neither expensive nor hard to get. As a matter of fact for the price of a tube you can use this newest electronic development in your rigs. And Raytheon Transistors are so practical and popular you'll find many transistorized circuits available.

Your nearest Raytheon Tube Supplier has Raytheon Transistors in stock.



Excellence in Electronics

RAYTHEON MFG. CO.

Receiving and Cathode Ray Tube Operations
Newton 58, Massachusetts

RELIABLE SUBMINIATURE AND MINIATURE TUBES
SEMICONDUCTOR DIODES AND TRANSISTORS
NUCLEONIC TUBES

RECEIVING AND PICTURE TUBES • MICROWAVE TUBES

appreciated. I could go out and buy a unit to do this, but I feel it would be more fun to build my own.

JOHN LEE WRIGHT
Maple Heights, Ohio

We appreciate the feeling you have about the fun in building your own, but as things stand now, we have nothing planned in the way of a construction article for the type of converter (or inverter) you require. We can suggest any of several fine commercial units that will do the job. Among these are the ATR inverters, the Cornell-Dubilier converters, and the Terado converters. Prices range from \$10.00 to \$50.00, depending on the unit's capacity and other features. We suggest a trip to your local parts jobber or a study of his catalog.

TAPE CORRESPONDENCE CLUBS

Just thought I'd let you know that I tried contacting the "Record-O-Club," listed on page 30 of your May issue. It is not at the address given and apparently is no longer in existence.

R. G. LOVE
Spring Valley, N. Y.

Apparently this is true. We suggest you contact one of the other organizations listed for this area.

Add to your list of tape clubs (as in "Corresponding by Tape," May, 1955, issue): "Magnetofona Esperantista Kumunumo."

Those interested in wire or tape correspondence using the international language, Esperanto, should get in touch with:

Ole Nederland
Tommerup
Kalundberg
Denmark

HOMER R. HANSEN
Bronx, N. Y.

REQUEST FOR BOOK INFO

Will you please send me the exact address of the "Pageant Press" publisher? I'd like to get a copy of their book "QRD? Snohomish" reviewed in your April issue.

A/IC C. H. BEHLER
APO 175, N. Y., N. Y.

The publisher's address is: Pageant Press, Inc., 130 West 42nd St., N. Y. 36, N. Y.

HI-FI TAPE PLAYBACK

How can I feed the output of my tape recorder into a hi-fi system? I have been tape-recording musical programs from a broadcast-band radio, but find that playing them back through the amplifier and speaker included in my tape recorder is somewhat less than satisfying. I have a 15-watt amplifier and fairly good speaker. The amplifier has three receptacles on the rear cover. These are marked "preamp. in," "preamp. out," and "amp in."


K. C. DORRINGER
Philadelphia, Pa.

First, the amplifier described sounds like an old Bogen Model PX15, although the Scott 210A

POPULAR ELECTRONICS

The New Model 70 UTILITY TESTER FOR REPAIRING ALL ELECTRICAL APPLIANCES MOTORS • AUTOMOBILES • TV TUBES

As an electrical trouble shooter the Model 70:



- Measures A.C. and D.C. Voltages, A.C. and D.C. Current, Resistances, Leakage, etc.
- Will measure current consumption while the appliance under test is in operation.
- Incorporates a sensitive direct-reading resistance range which will measure all resistances commonly used in electrical appliances, motors, etc.
- Leakage detecting circuit will indicate continuity from zero ohms to 5 megohms (5,000,000 ohms).
- Will test toasters, Irons, Broilers, Heating Pads, Clocks, Fans, Vacuum Cleaners, Refrigerators, Lamps, Fluorescents, Fans, Switches, Thermostats, etc.
- Will test all TV tubes for open filaments, inter-element shorts, burned out tubes, etc.

As an Automotive Tester the Model 70 will test:

- Both 6 Volt and 12 Volt Storage Batteries • Generators • Starters • Distributors • Ignition Coils • Regulators • Relays • Circuit Breakers • Cigarette Lighters • Stop Lights • Condensers • Directional Signal Systems • All Lamps and Bulbs • Fuses • Heating Systems • Horns • Also will locate poor grounds, breaks in wiring, poor connections, etc.

Handsome round-cornered molded bakelite case, 3 1/8" x 5 7/8" x 2 1/4". Complete with all test leads. Also included is a 64 page book giving detailed instructions for testing all electrical appliances, automotive equipment, TV tubes, etc. Only

15⁸⁵

SHIPPED ON APPROVAL NO MONEY WITH ORDER — NO C. O. D.

Try it for 10 days before you buy. If completely satisfied then send \$3.85 and pay balance at rate of \$4.00 per month for 3 months — No Interest or Finance Charges Added! If not completely satisfied, return to us, no explanation necessary

MOSS ELECTRONIC DIST. CO., INC.

Dept. D-144 3849 Tenth Ave., New York 34, N. Y.

Please rush 1 Model 70 I agree to pay \$3.85 within 10 days after receipt and \$4.00 per month thereafter

Name _____

Address _____

City _____

Zone _____ State _____

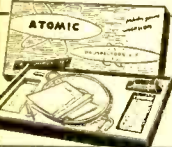
LAFAYETTE'S BARGAIN SALE!



ULTRA VIOLET FLASHLIGHT
Will cause fluorescent uranium minerals to glow at a distance of 10 feet or more! Developed for the uranium prospector. Compact-rugged-operates on flashlight batteries. Supplied complete with special bulb-detector-filter-and data sheet. Less batteries. Shpg. Wt. 2 lbs.
MS-117 Net **\$2.50**



PROFESSIONAL GEIGERSCOPE
More sensitive than a scintillometer or Geiger counter! In use in A.E.C. laboratories-universities-Civil Defense-etc. For prospectors-chemists-experimenters-educators. Requires no batteries or power source-converts Alpha Rays directly into visible signals. Portable as a pocket watch. Complete with carrying holster-test sample-instructions. Shpg. Wt. 8 oz.
MS-118 Only **\$4.16**



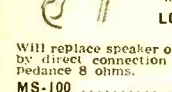
ATOMIC PROSPECTORS KIT
All the basic tools for the uranium hunter. Useful to the beginner or professional. Includes "Geigeroscope"-Steel "Gold-Par"-Prospectors Handbook-magnifying glass-forceps-panning instructions-streak plate-magnifying glass. Complete with uranium, thorium, zirconium, zircon, garnet and gold. Complete with instructions.
MS-115 Net **\$4.16**



PRECISION GEIGER COUNTER
Geiger counter featuring high sensitivity to radio-active substances and extremely compact design. Detects uranium ore, cosmic rays, radium and x-rays by instantly producing a loud series of clicks in earphone. Uses a miniature amplifier tube, one 22 $\frac{1}{2}$ V hearing aid battery and one flashlight battery. Strong plastic case 1 $\frac{1}{2}$ " x 3" x 2 $\frac{1}{2}$ " V. hearing aid battery and one flashlight battery. Strong plastic case 1 $\frac{1}{2}$ " x 3" x 2 $\frac{1}{2}$ ". Supplied complete with headset, batteries, radio-active sample and instructions. Shpg. Wt. 3 lbs.
Model 108 **\$29.95**




LAFAYETTE EXCLUSIVE! DYNAMIC EAR PHONE
A new lightweight plastic ear phone especially imported by Lafayette to bring you the high quality of a dynamic ear phone with the ease and comfort of an almost weightless unit—at a price less than half that of any comparable unit. Fits right into ear. Excellent sensitivity of 65 db. Ideal for use with miniature sets, hearing aids, transcribing, etc. DC resistance 2000 ohms. Impedance 5000 ohms at 1000 cycles. Complete with 3 ft. plastic covered cord.
MS-72 Net **\$1.95**



LOW IMPEDANCE MODEL FOR SILENT LISTENING OR VIEWING
Will replace speaker on any radio set or T.V. for silent listening, by direct connection to secondary of output transformer. Impedance 8 ohms.
MS-100 Net **\$1.95**



CRYSTAL EAR PHONE
Small, almost weightless, plastic ear phone with crystal element, that features high power and sensitivity. Ideal for all applications where a very high impedance unit is preferred. Fits comfortably in the ear. Complete with 3 ft. plastic covered cord.
MS-111 Net **\$1.95**



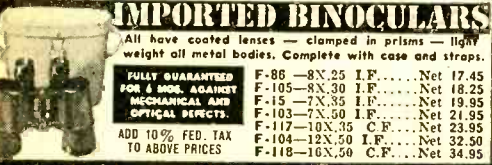
CAN BE USED AS MICROPHONE
This unit is so powerful and sensitive that it can be used as a close-talking highly directional crystal microphone.
MS-111 Net **\$1.95**



REAR SEAT AUTO SPEAKER KIT
HEAVY DUTY 6"x9" PM KIT

Add another speaker in the rear of your car! You get a 6"x9" PM speaker with a 2.15 Alnico V magnet; a 3 position switch for choosing "rear", "front" or "both"; switch plate and bracket, knob, hardware; your choice of brown, grey or silver plastic grille; wire and instructions.
SK-36—Shpg. Wt. 4 lbs. Net **\$4.50**

DELUXE 6"x9" KIT
SK-37, with chrome plated metal grill (Fig. B) Net **\$7.75**



IMPORTED BINOCULARS
All have coated lenses — clamped in prisms — light weight all metal bodies. Complete with case and straps.
FULLY GUARANTEED FOR 4 MRS. AGAINST MECHANICAL AND OPTICAL DEFECTS.
ADD 10% FED. TAX TO ABOVE PRICES

F-88	—8X.25 I.F.Net 12.45
F-105	—8X.30 I.F.Net 12.25
F-15	—7X.35 I.F.Net 19.95
F-103	—7X.50 I.F.Net 21.95
F-117	—10X.35 C.F.Net 23.95
F-104	—12X.50 I.F.Net 32.50
F-118	—16X.50 C.F.Net 34.95

LAFAYETTE RADIO
Dept. IG
100 - 6th Avenue,
New York 13, N. Y.
ENCLOSE POSTAGE WITH ORDERS

ROCKAWAY, N.Y.	342 E. Fordham Rd
NEWARK, N.J.	24 Central Ave.
PLAINFIELD, N.J.	138 West 2nd St.
BOSTON, MASS.	110 Federal St.

had input receptacles similarly marked. To listen to any high-level program source (tuner, crystal or ceramic phono pickup, or tape recorder), simply connect the output of that unit to the "amp. input." To listen to a low-level source (magnetic pickup, or signal direct from a tape head), connect to the "preamp. input" and then connect the "preamp. output" and "amp. input" receptacles. In this case, it depends on what point on the tape recorder you are taking off your signal; if it's before the preamp in the tape recorder, you'll need the preamp in your hi-fi amplifier; if it's after the preamp in your recorder, you'll need to bypass the preamp in your amplifier. Incidentally, a switching arrangement to select either high- or low-level program sources is a simple affair, and need employ only a single-pole double-throw switch and some shielded wire.

COST OF BUILDING CIRCUITS

Members of our Radio Club all have mentioned the desire that you include in your articles an approximate total price for the construction of various units. This will help us decide whether we can afford to build such units.

FRANK H. BAMBERGER
Sun Valley, Calif.

We have been doing just this in most of our construction articles. We may have missed up on a few, but will make sure to include such information from now on.

FM RADIO PLANS

Can you send me plans for building a simple FM radio (with a speaker)?

GARY ROBIN
Chicago, Ill.

First, we cannot undertake to send plans for any circuits other than those that are available as published material in the magazine. Second, there are excellent kits available that can be used for building FM tuners, such as the Heathkit FM-2. Third, there is no such thing as a "simple FM radio." Any FM receiver, by its very nature, is a relatively complex job and requires careful soldering, precision wiring, and critical lead lengths. A complete FM radio must include at least five stages: r.f. amplifier; frequency converter or mixer stage; i.f. amplifier; ratio detector (or limiter and discriminator, which means using another tube); audio amplifier and speaker. However, by constructing only a tuner, good results may be had by plugging the tuner's output into a separate audio amplifier. Until you get a separate unit, you can use the audio section of an AM radio in much the same way that you would use it to listen to a record player.

SPARK-COIL SIGNAL GENERATOR

Where can I obtain information on a metal-pipe locator using a Ford Model "T" spark coil as as signal generator? I have seen two receivers used with this type of transmitter, but cannot make one which will pick up the signal.

V. A. BURTON
Encinitas, Calif.

Frankly, we have never heard of this type of rig. Anybody out there know about it?

INTERESTED IN RADIO-TV-ELECTRONICS?

THEN YOU WILL WANT TO KNOW

WHAT IS The **FCC**?



CARL E. SMITH, E.E.
President

It's amazing what the future holds for you in this modern world of electronics. Let me send you the entire story—FREE!

- How to pass the FCC Exam.
- A Sample FCC lesson.
- Money making FCC License Information.

I can train you to pass the Valuable FCC exam in a minimum of time—if you have any practical radio experience—a fair knowledge of mathematics—and are mechanically inclined.

JOIN THE LIST OF SUCCESSFUL ELECTRONIC TECHNICIANS HERE'S PROOF

	License	Time
Harry G. Frame, Box 429, Charleston, W. Va.	2nd Class	13 weeks
Charles Ellis, Box 449, Charles City, Iowa	1st Class	28 weeks
Omar Bibbs, 1320 E. 27th St., Kansas City, Mo.	1st Class	34 weeks
Kenneth Rue, Dresser, Wisconsin	2nd Class	20 weeks
B. L. Jordan, Seattle, Washington	1st Class	20 weeks

AND THOUSANDS MORE!



NATIONAL HOME
STUDY COUNCIL

Approved Member

THROUGH US—START BUILDING FOR A
PROFITABLE LIFETIME PROFESSION

EMPLOYERS MAKE JOB OFFERS
EVERY MONTH!

YOUR FCC TICKET IS RECOGNIZED
BY MOST EMPLOYERS IN THE
ELECTRONICS FIELD AS PROOF OF
YOUR TECHNICAL ABILITY.

PAYE THE WAY FOR YOUR SHARE
OF THE BETTER THINGS IN LIFE.

CLEVELAND INSTITUTE OF RADIO ELECTRONICS
4900 Euclid Ave. Cleveland 3, Ohio

HOW CAN I GET A VALUABLE
FCC COMMERCIAL OPERATOR'S **LICENSE**
My Passport To Future Security

GET THESE FREE



These Three Booklets Tell You

- 1 Where to apply to take FCC Examinations.
 - 2 Scope of knowledge required.
 - 3 Necessary FCC exam preparation.
 - 4 Positive knowledge check.
- And additional data of great value.

Your Guarantee—

WE GUARANTEE to train and coach you at home until you pass the all-important FCC examination . . . If you fail to pass after completing our course, we will continue your training without additional cost until you successfully obtain your commercial license—provided you first sit for this examination within 90 days after completing our course.

MAIL COUPON TODAY

CLEVELAND INSTITUTE OF RADIO ELECTRONICS
4900 EUCLID AVE., DESK PE-3
CLEVELAND 3, OHIO
(ADDRESS TO DESK NO. TO AVOID DELAY)

I want to know the facts, without obligation, how I can get my FCC ticket in a minimum of time. Rush me your FREE booklet "How to Pass FCC License Examinations" (does not cover exams for Amateur License) as well as sample FCC-type exam and the amazing new booklet, "Money-Making FCC License Information."
PLEASE PRINT CLEARLY

NAME

ADDRESS

CITY STATE

PASTE ON A 2 CENT POSTCARD OR SEND AIRMAIL.
Special tuition rates to members of the U. S. Armed Forces

FACTS you want to know ABOUT HIGH FIDELITY REPRODUCTION

Here for the asking is valuable information for everyone—for the hi-fi enthusiast, music lover or professional expert. Includes important facts about the foremost selection of high-fidelity reproducers to suit every taste and budget.

Send now for the bulletins you want.



BULLETIN 209: Describes in detail, including specifications, new Electro-Voice 12TRXB Tri-axial Reproducer employing the Electro-Voice 135B Tweeter.

BULLETIN 204: Gives complete information on E-V's 12 and 15-in. Triaxial Reproducers utilizing the Electro-Voice 135 Tweeter. Contains complete specifications.

BULLETIN 194: Tells how you can enjoy at least one more octave of silky highs by adding T35 Super-Sonax Very-High-Frequency Driver to your extended range single speaker for a two-way system, to your coaxial for three-way, or to separate multiple two-way for super three-way.

BULLETIN 198: Ultra-Linear, wide range, constant amplitude ceramic phonograph cartridge described in full detail.

BULLETIN 197: Gives full information about the CDP compound diffraction projector for full-range public address reproduction.

CONSTRUCTION DRAWINGS

BULLETIN 172: Chart for building complete high-fidelity Residence Entertainment Center. Includes space for all audio components, radio-phonograph, television receiver, etc.

BULLETIN 173: Construction details and mounting information on how to build famous E-V Patrician folded-horn corner enclosure for today's outstanding four-way system.

BULLETIN 174: How to build Baronet corner enclosure for 8-in. speaker.

BULLETIN 175: Construction drawing on E-V Aristocrat corner enclosure for 12-in. speaker systems.

BULLETIN 176: Construction details on E-V Regency enclosure for two- and three-way systems.

CONDENSED CATALOG 123: 14 page digest of information on the many products produced by E-V; high-fidelity enclosures, speakers, speaker systems, microphones, phonograph pickup cartridges.

BULLETIN 185: Tells about E-V Regency folded horn enclosure with built-in corner for 15-in. coaxial speakers or separate two- and three-way speaker systems. Has full data on E-V Baronet corner enclosure for 8-in. speakers.

BULLETIN 219: Gives complete information about the space-saving Skylark 3-way loudspeaker system. Easily fits on a table or bookshelf in any room.

BULLETIN 189: Tells how to add octave of bass (and better highs) with E-V Aristocrat Klipsch-licensed folded-horn corner enclosure and 12-in. complementary speaker systems. Includes complete data on Peerage sound equipment console.

BULLETIN 220: Explains about the superb new E-V Patrician IV four-way audio reproducer in custom-crafted corner enclosure. Hi-fi experts say: "Finest of all."

BULLETIN 210: Tells about the new Georgian four-way reproducer in folded horn enclosure. Contains construction drawings.

BULLETIN 193: Illustrated 12-page folder on complete line of E-V high-fidelity enclosures.

Electro-Voice®

ELECTRO-VOICE, INC., BUCHANAN, MICH.

Individual bulletins will be sent to you WITHOUT COST.

If you want all the bulletins, send 50¢ in coin or stamps to cover handling cost. Check coupon.

209 194 185 220 172 175
 204 198 219 210 173 176
 197 189 193 174 123

Complete set of all bulletins 50¢ (coin or stamps) enclosed.


NAME _____

ADDRESS _____

CITY _____ STATE _____

POPULAR ELECTRONICS

THE BAKERSFIELD URANIUM RUSH



(Above) A sign of our times. One of the crude markers for claims staked along Highway 178 in California.



(Right) Portion of the crowd on March 15 attempting to see the AEC anomaly map posted in Bakersfield, Calif.

By LEO G. SANDS

Our grandfathers talked of gold and silver, our fathers sought oil, but today's biggest and most rewarding goal is—URANIUM!!!

THE YOUNG Atomic Energy Commission geologist rocked back in his chair while a soft smile crept over his sun-tanned face. He paused for a moment, and said:

"You know, Kern County (California) is about the 'hottest' and most publicized uranium area in the country today—and without a doubt, the least productive."

But that's only true of the present. What the future holds is anyone's guess. It may well become one of the nation's greatest producing areas of uranium ores—or it may be a total bust.

As one veteran mining engineer pointed out, "Don't forget, the AEC doesn't open a special office in an area for nothing. And this is still their only field office in California. If they didn't really think something would come from the explorations here, they probably would have packed up and gone home long ago."

"The Great Uranium Rush" which burst over Bakersfield, Calif., late last year isn't the first time the natives have gone through

such a boom. But it certainly takes the cake as the most publicized boom in the city's history.

As pipe-smoking Jim Day, long-time managing editor of the conservative "Bakersfield Californian," pointed out: "Frankly, the thing got a little out of hand—and I personally think it became grossly exaggerated. Some of these 'prospectors' were staking claims on private property, state land, utility easements and everything but my front porch. Naturally we all hope that commercially profitable strikes are made. New business is good for any community."

He continued, "We have 'played' the story down for obvious reasons. Most of it is speculation so far, and until more comes of it, we'll keep right on. It's a good story, but even I can remember better ones."

AEC Field Work

The AEC field team appreciates the work of the amateurs. They know that many of the big strikes of commercial ore were



(Left) Amateur prospectors "zero-in" on a sample from the now famous "Miracle Springs Mine."

(Below) Over 500 copies of the first AEC map were sold by Earl Price & Co. as blueprints.

discovered by the rankest of amateur prospectors. And their only job now is to explore fully as much of the country as they can, in shortest time and at lowest cost.

They continually urge prospectors to consult with them freely, not to spend a lot of money in their search, and not to count on getting rich. The AEC knows much of it is back-breaking hard work, and 99% of it likely to produce nothing more than a sunburn, tired feet and a mirage of riches.

But for the security of the country, every possible uranium source must be searched, and if enterprising citizens want to enter the one-in-a-million stakes for commercially profitable ore—the AEC is out to help all it can.

William Bowes is the AEC geologist in charge of the Bakersfield field office, and he's been there since May, 1954. Later he was joined by John Tillman and Wayne Moen.

Bowes was publicized on a nation-wide scale as soon as the AEC field office published its first anomaly map. Newsreel and television camera crews set up shop on the street in front of the building, and he told the American people in simple terms what they had found.

The television and newsreel shots, plus the newspaper publicity, boosted the mail to the tiny office to huge proportions, and all three of the AEC representatives were bombarded with telephone calls 24 hours a day.

Kern County has a little more than a quarter of a million residents, of which about 150,000 live in or near Bakersfield, the county seat. Many natives will tell you that probably no more than a few hundred have actually taken to the hills in search of the magic ore. But the AEC and others know that literally thousands of




people have "gone prospecting" in the past few months. Where did they come from? Frankly, from all over, but the majority came from the Los Angeles area.

What the AEC didn't count on when it published the first uranium anomaly map at 11 a.m., March 15, 1955, was that most of Southern California would rise up and rush for the hills. Many newspapers sent reporters and photographers into the area; some even published portions of the map. It was the first time that the AEC had published a map—counterparts of which are being published in scores of other areas with little or no public attention—close to a large metropolitan area. This probably accounts for the king-sized "rush." Much of it was highly magnified by competing newspapers and press associations.

Filing of Claims

One of the most over-worked groups in Kern County is County Recorder Charles H. Shomate and his staff of 16 deputies. And none of them have climbed the mountains in search of ore yet—they're still busy poring over the mountains of mining claims filed by the prospectors.

Recorder Shomate has served Kern



Left to right are Brooks Mann and Chris Musick, two of the discoverers of the Miracle Mine, and Stewart Patterson, mine manager. Mann and Musick are natives of Taft, Calif.

Joe Mosbrucker, on the left and Tom Gribbin set up a jack-leg drill in the Miracle Mine. At this writing, it was the only California mine to have shipped out a carload of commercial uranium ore.



County for 32 years and admits he's a little baffled by all the fuss. Kern County has no court house as such, and most of the buildings housing separate divisions of the county government were destroyed in the big earthquake of 1953. The recorder's office "galloped around six or eight feet in every direction," Shomate said, "but finally came to rest on its own foundation with only minor damage."

The mere filing of claims is only part of his troubles stemming from the uranium rush. Few people have any idea how to file a claim—and there's been little change in the procedure since the Gold Rush days a century ago. The property must be on Federal land, it can measure no more than 600 feet wide and 1500 feet along the vein or lode, and it must be "worked" in 90 days.

Shomate has had to publish extracts of the law regarding claims and then still must help the would-be "rich miner" prepare the paper work. The biggest trouble is locating the property, he says. Many people drop in and say, "File me a claim about 12 miles out of town in the Kern River Canyon—you can't miss it—I put up a stack of rocks and painted it red with

my name on it." Actually, every claim must state the exact location by section number and subsection according to the official land map of the area. Consequently, many claims are misfiled. But the recorder does not have to justify the claim; he merely records where the prospector claims it to be.

Because of the stories about the uranium rush, Shomate has been deluged with mail. Much of it is sincere, but other letters are threatening and many are humorous.

One lady wrote from North Carolina asking Shomate "to select a nice claim and file it in my name, as it would be inconvenient for me to come to Kern now." Then she compounded this work by asking him to locate an "honest miner" and give him 41% of the claim for working it for her. She thoughtfully offered to pay all "incidental expenses incurred by you."

A veteran prospector in Bakersfield is Gene Buerkle, operator of the *Tejon Body Works* in town. He relates how 10 airmen from nearby Edwards Air Force Base—prospecting for tungsten—found what they believed to be uranium in Red Bank Canyon and staked 35 claims. They reportedly traced one vein over 4500 feet and have

been told that the ore has an estimated value of over \$1,000,000.

"Miracle Mine"

But what is the status of the uranium search?

There are two mines actually working in Kern County, and only one has shipped any ore. That one is located in the Kern River Canyon about 35 miles northeast of Bakersfield and is called the "Miracle Springs Mine." It is owned by M. W. Ditto, one of the country's leading mining engineers.

Ditto bought the mine from seven Bakersfield and Taft amateur prospectors for \$1,000,000. Since the claim had not proved commercially profitable, Ditto paid \$35,000 in cash and will pay 12½% of the profit (if any) until the million dollars is reached. Plans have been drawn to spend \$250,000 attempting to prove out the mine—and it may yet be a "dud." From current samples, he expects to recover perhaps half of this amount during the exploration period.

The Miracle Springs Mine property includes about 400 acres of land, part of which is in a Federal Power Withdrawal area. This means that the mine cannot be officially worked until the Federal Power Commission releases the property as unnecessary to the needs of future power requirements.

At one time, M. Stewart Patterson, who operates the mine, had 11 men working in the single 300-foot tunnel; but pending

Federal permission, only five are now working. Later, 50 or 55 men will be employed, he said.

When the mine goes commercial, the operators will send the ore to Bakersfield and the AEC will ship it to the nearest rendering plant. The AEC also pays six cents a mile to ship it to town—so actually the AEC price will be f.o.b. the mine.

AEC geologists have inspected the area several times and have high hopes for the mine. They say the original shipment tested as high as 30% uranium concentrate. But other samples have tested as low as half of one per cent, the lowest rate considered to be commercially acceptable.

Patterson agreed that while the amateurs were a great help it was really the AEC that was doing the top-notch job in "proving the area." Scores of flights have been made by AEC pilots and observers, and it is from these aerial readings that the anomaly maps are published on the 15th of each month. These are areas where higher than normal readings are recorded by the airborne scintillation counters or scintillometers.

Prospecting is being conducted in most of the surrounding California counties such as San Luis Obispo, Santa Barbara, Inyo and Los Angeles. The best finds are still reported in Kern County.

Several stores in Bakersfield sell electronic prospecting equipment, but an alert merchandising manager at the Bakersfield *Sears Roebuck* store has perhaps done the best job. Now he sells them "over the counter" and has a film for teaching new prospectors the tricks of the trade.

That's the story of the Great California Uranium Rush in the spring of '55. Commercial possibilities have yet to be proved. Like the oil boom around the turn of the century—there are tremendous potentials.



The Kergon Mine is a few miles west of the Miracle Mine in the Kern River canyon, near Bakersfield, Calif.



Charles Volenec checks his prospecting field equipment while waiting for the AEC map to be unveiled, March 15.

Special Feature

MARKET SURVEY OF GEIGER COUNTERS

Prepared by the staff of POPULAR ELECTRONICS

"Ore Claimer" Model GC-114—\$15.95 (*Philmore*). This small kit will enable the constructor to build a Geiger counter weighing about 2 pounds. It requires a single 1½-volt battery and one 22½-volt "B" battery. The G-M tube is a CK-1026 excited by a single 1U5 in a special voltage multiplier circuit. This kit is available completely wired for \$19.95. A similar instrument is distributed by the *American Laboratories*, but is not available as a kit.

"The Spotter"—\$17.50 (*Stowers & Son*). A kit. See listing under same name at \$25.00, completely wired and tested.

"Kit No. 1"—\$19.60 (*Swift Optical Co.*). This basic kit includes the components to build a simple Geiger counter. The price does not cover batteries, but does include the G-M tube, capacitor, resistor, jack, switch, and wiring diagram. This company also supplies two other Geiger kits and a special power supply kit. Kit must be breadboard-mounted or used in a chassis supplied by the constructor. Further information may be obtained directly from the supplier.

"Model 803"—\$19.95 (*EICO*). Recently released, the "Model 803" kit is also available as a fully wired instrument for \$29.95. It is lightweight (about 3 pounds) and measures 7" x 4½" x 2¼". A 900-volt G-M tube insures good sensitivity. Flashing neon lamp and earphone may be used for indication of deposits. Batteries (not supplied with the kit or wired instrument) include two 67½-volt "B" batteries and two 1½-volt flashlight-type cells. Battery life is expected to be about 200 hours in normal use. The circuit uses two 1U5 tubes in a special multiplier arrangement. Kit and wired unit are sold with ore sample for calibration and full instructions.

"AD-ON" Model G-1—\$19.95 (*Precise*). Representing a new approach to flexibility, the

basic kit (not including batteries) contains a transistorized audio amplifier and a unique alarm system. The latter produces a loud tone signal instead of a "click" when a deposit is discovered in a low intensity area. Features of the "AD-ON" include a meter adapter, a ganged G-M tube assembly, and a scintillation counter adapter. Requiring a single 67½-volt battery, the kit is sold with earphone, carrying handle, and instructions. Wired and assembled units are also being made available.

"Geiger Flasher" Model RFN—\$24.95 (*Nucleonic Company of America*). This novel instrument consists of a small Geiger tube mounted in an aluminum anodized finished housing. At one end is a "peep-hole" for a neon flasher that the manufacturer claims may be seen in broad daylight. The housing is 13½" long and 1½" in diameter. Batteries to actuate the flasher are carried in a separate case and consist of two 67½-volt batteries and one 1½-volt flashlight cell. Claimed sensitivity is 0.05 mr/hr. Earphone (if used) and batteries are extra charges. Essentially, the identical instrument is also available from the *U.S. Geiger Co.* at this price.

"The Spotter"—\$25.00 (*Stowers & Son*). "The Spotter" is also available as an unwired kit for \$17.50. It features a CK-1026 tube built into a metal case measuring 6½" x 3½" x 2". The unit weighs 1½ pounds with batteries. Battery life is claimed to be about 100 hours based on 4-hour per day use. Required are one 22½-

A complete summary of commercially available Geiger counter instruments and kits. Detailed information is included on price, sensitivity, weight, battery life and replacement costs, probes, and accessories.




EICO Model 803—\$19.95 kit.

volt "B" battery and one flashlight cell. Replacement cost is about \$1.50. The instrument is supplied with batteries, headset, instructions, Geigerscope, and ore sample.

"Uranium Detector" Model M-9—\$29.50 (*Magna*). This kit employs a 1B85 G-M tube in a simple circuit that features the spark gap method of voltage buildup. A 3S4 tube is also used. Batteries required include a 45-volt "B" battery and a single 1½-volt flashlight cell; their life is claimed by the manufacturer to be about 100 hours under normal use. Model M-9 is sold complete with wiring diagrams and single headphone unit. Batteries are extra, about \$2.00. This unit is also marketed by the *Concord Radio Co.* as a kit and as a completely wired unit for \$39.50.

"Hot Rock" Model GMC-103—\$29.95 (*American Laboratories*). At this writing, the "Hot Rock" is one of the few low-cost instruments featuring a built-in loudspeaker. It can be used with headphones, and tip jacks are provided. Circuit is designed for a 900-volt tube (self-contained) which is powered by the capacitor-charging method. It is sold complete with batteries, single earphone and instructions, and is also available in kit form for \$24.50. This instrument is also marketed under the *Philmore* brand name as their Model GC-113.

"Snooper" Model 108—\$29.95 (*Precision Radiation Instruments*). This little unit measures about 1½" x 3" x 5" and weighs just a little over 1¼ pounds. The 300-volt Geiger tube operates from one flashlight cell and a single 22½-volt hearing-aid type battery; according to the manufacturer, they should last between six and twelve months. The "Snooper" actuates a pair of headphones which enables the operator to determine the proximity of radioactivity



Precise "AD-ON"—\$19.95 kit.

by the number of *clicks* per unit time. In general terms, the "Snooper" is about one-third as sensitive as the "Lucky Strike" (Model 106) and "Professional" (Model 107) which are manufactured by the same company.

"M-Scope" Model C-18—\$35.00 (*Fisher Research Laboratory*). Weighing only 1½ pounds, this small unit measures 1½" x 4" x 5". It is compact and rugged enough to be carried around in a jacket pocket. The "M-Scope" employs the "click" method of audible detection and is shipped complete by the manufacturer with earphone, batteries, instructions and ore sample.

"Claimstaker" Model DG-5—\$37.50 (*The Detectron Corp.*). Reported by the manufacturer to be the "quality" Geiger counter of the very low price field, the "Claimstaker" is built into a plastic Royalite case with "on-off" switch and "charging" button placed conveniently on the top edge. The unit is pocket-size and weighs about 1½ pounds. It uses the "click" method of detection and is sold complete with single earphone, ore sample and instructions.

"Ura Finder"—\$39.95 (*El-Tronics*). Another quality product of the low price field is the "Ura Finder." It features extremely small size (1½" x 2½¼" x 4") and weight (about 1½ pounds). In place of the usual headphone and band, the "Ura Finder" is sold with a hearing-aid type earpiece. The plastic case of the counter fits into a cowhide case that may be clipped to the operator's belt—thus providing a maximum of convenience. This unusual instrument is powered by a single tiny penlite battery. Instructions, ore sample, battery, and earpiece are forwarded to each purchaser.

"Sierra" Model 88—\$49.50 (*Sierra Scientific*). A small kit, the Model 88 features a




Stowers & Son "Spotter"—\$17.50 kit.

printed circuit to alleviate many of the wiring problems for the home constructor. Three sensitivity ranges are also provided using a 200-microampere meter. Earphones, neon flashing and metering serve as the means of uranium identification. Measuring 4½" x 8" x 3½" and weighing about 6 pounds, this unit is sold complete with instructions on assembly, ore sample, and operating notes.


"El-Mec Do-It-Yourself-Kit"—\$49.50 (*El-Mec Products, Inc.*). This unwired kit is similar to the EM-50 Geiger counter sold by the same concern at \$84.50 (reviewed below). It includes a neon flasher lamp circuit.

"Eldorado" Model PR-4—\$49.95 (*El-Tronics*). The "Eldorado" is a counter of intermediate design and price, featuring small size (about 1¾" x 4" x 7") and rather low weight (about 4 pounds). It drives headphones and also operates a neon flasher mounted on the top edge of the case. Battery supply consists solely of ordinary flashlight cells. The manufacturer claims that a beta "window" is provided in the case (hammertone finish) for extra sensitivity. Model PR-4 is sold complete with black plastic shoulder strap, batteries, earphone, instructions, etc.

"Model K-1 Kit"—\$49.95 (*J. Young & Company*). This is one of the very few transistorized Geiger counters available to the prospector. The saving in weight results in a small package measuring 3¾" x 6¼" x 2" and weighing only 2 pounds. Two transistors are used, one as meter amplifier and one as a high-voltage "inductive-kick" oscillator. This unit also is metered with a fixed full-scale reading of 2.0 mr/hr. A mercury cell battery lasting about 200 hours and a 22½-volt hearing-aid battery are required. Kit is complete with wiring instructions and necessary components.



El-Tronics "Ura Finder"—\$39.95 complete.




Fisher "M-Scope"—\$35.00 complete.




U. S. Geiger Co.—\$24.95 less batteries and earphones.



El-Tronics "Eldorado"—\$49.95 complete



Sierra "Model 88"—\$49.50 kit.



Electronic Applications—\$52.50 kit.

"Model 210"—\$52.50 (*Electronic Applications*). This is a compact unit measuring 3" x 4" x 5" and weighing about 2 pounds. It features a CK 1026 G-M tube of the 900-volt sensitivity series. The "Improved Model 210," which has just been released, has an adjustment to permit precise setting of the G-M tube operating voltage. A pair of earphones is driven through an audio amplifier system. Neon flashing is used in this circuit for visual counting or identification. Batteries required include a 45-volt "B", a penlite cell, and a mercury cell; battery drain is claimed by the manufacturer to be very low. This identical unit is available in kit form for \$38.50.

"Uranium Finder" Model RDN—\$59.50 (*Nucleonic Company of America*). A compact unit weighing less than 3¾ pounds and measuring 7" x 4½" x 3¼", Model RDN is mounted in a watertight blue hammertone case. It has provisions for neon flashing as well as earphones. Battery life is expected to be 200 hours in normal use. The "Uranium Finder" is sold with carrying handle permanently attached to the case, and a separate carrying strap.

"Simplified Counter"—\$65.00 (*Barrett*). This unit is also available as a kit for \$49.00. It uses the 900-volt 1B85 G-M tube and a 300-volt battery. The "Simplified Counter" is claimed to have a sensitivity approaching counters in the \$150 class. Further information may be obtained from the manufacturer.

"El-Mec" Model EM-50—\$84.50 (*El-Mec Products, Inc.*). Weighing under 3 pounds and measuring 4" x 4" x 6¼", the "El-Mec" Model EM-50 incorporates a 50-micro-ampere meter to register 0.2, 2.0 and 20.0 mr/hr. The neon flasher can also be used to indicate when the batteries are low. Power supply consists of two 1½-volt batteries and three 30-volt batteries, with replacement cost estimated at \$3.50. Battery life is claimed by the manufacturer to be over 100 hours. The Geiger tube is built into the case; the manufacturer will supply the same instrument with a bismuth tube (which will double sensitivity) at an extra charge. Unit is sold complete with earphones.

"Practical Prospector" Model GMC-101—\$89.50 (*American Laboratories*). An external probe instrument with a loudspeaker built in is the principal indicating device. The probe is chrome-plated and is claimed by the manufacturer to be so designed that directional openings discriminate between beta and gamma rays. The 900-volt Geiger tube (1B85) is voltage-sup-

ply-regulated. Battery operation drain is claimed to be very low. The supply consists of only one 67½-volt miniature battery and two flashlight cells. The case is aluminum with a blue hammertone finish. There is no meter or neon flasher. Count is determined by ear with either the speaker or single earphone. The Model GMC-101 is sold complete with batteries, carrying strap, instructions, etc. This circuit is also used by *Philmore* and sold under their title of "Detect-Ore." *Philmore* also distributes this unit with bismuth tubes at \$119.50.


"The U-238-C"—\$94.50 (*Goldak Co.*). The main feature of this instrument, according to the manufacturer, is the use of a highly sensitive metering circuit. Metering ranges are: 0.1, 1.0 and 10.0 mr/hr. Basically, the circuit uses a 1B85 G-M tube built into a case measuring 3" x 4" x 7" and weighing about 3¼ pounds. The unit also features printed circuitry and voltage regulation of the G-M power supply. Batteries required include two 45-volt "B" batteries and two flashlight cells. The manufacturer claims a battery cost replacement of \$4.15 and an average life of about 150 hours under normal usage. This unit is sold complete with single earphone, carrying strap, ore sample and instructions.

"Detectron DG-2"—\$98.50 (*The Detectron Corp.*). This is a self-contained unit weighing about 5 pounds. The metering circuitry provides linear readings from 0.0 to 0.2, 2.0, and 20.0 mr/hr. Waterproofing and tropicalized construction are also featured. Headphones, meter or a neon flasher may be used as the indicating mechanism. The G-M tube is of the 900-volt series and battery drain is claimed by the manufacturer to be very low. The "Detectron DG-2" is sold complete with instructions, six ore samples, carrying belt and headphones.


"Uranium Scout"—\$99.50 (*Fisher Research Laboratory*). A self-contained unit using two CK-1026 Geiger-Mueller tubes, this model measures 4¼" x 4¼" x 7½" and weighs approximately 4¾ pounds. Batteries required include two flashlight cells, one 45-volt and one 67½-volt hearing-aid type. The manufacturer claims that with four-hour-per-day use the flashlight cells will last for 125 hours of operation and the "B" batteries about 600 hours. The "Scout" is metered with ranges from 0.0 to 0.12, 1.2 and 12.0 mr/hr. Featured is a calibration control on the panel to enable field checks on sensitivity; this control may also be used to increase sensitivity by disregarding the meter calibration. Normally, meter ranges are held so that they are linear. There is a jack for headphones, but no neon flasher. The unit is sold complete




El-Mec "Model E-M100"—\$109.50, complete.



Detectron "DG-2"—\$98.50.



Nucleonic Co. "Uranium Finder"—\$59.50.



Hoffman Radio "Countmaster"—\$250.00.

with carrying strap, batteries, full instructions, etc.

"Lucky Strike" Model 106—\$99.50 (*Precision Radiation Instruments*). This is a fully enclosed unit which the manufacturer designed especially for rugged use. A 900-volt Geiger tube is built into a case measuring $3\frac{1}{2}'' \times 4\frac{1}{2}'' \times 6\frac{1}{2}''$ and weighing just over 5 pounds. The "Lucky Strike" includes a metering arrangement with three scales from 0.0 to 0.2, 2.0 and 20.0 mr/hr. It also includes an automatic voltage regulating circuit and is tropicalized. A neon flashing bulb is on the panel, and there are tip jacks for a pair of headphones. Battery replacement cost is about \$5.35 (manufacturer's figure) and requires the same units as the *P.R.I.* Model 107. Model 106 is sold complete with batteries, calibrating ore sample, earphone, carrying belt and instructions.

"Gun Type Counter" Model 411—\$99.50 (*Universal Atomics*). An unusually styled counter, Model 411 features a completely transistorized circuit driven by four flashlight cells. The ratemeter is designed to read 0.02, 0.2, and 2.0 mr/hr.; the scale also reads in counts-per-minute. Case is drawn aluminum with a baked hammertone finish, and weight is less than 4 pounds. The unit is sold complete with beta shield, G-M tube, batteries, instructions, etc.

"Walking Stick" Model 402—\$99.50 (*Universal Atomics*). This Geiger counter is actually shaped and handled like the common walking stick. It is 40" long and about 2" in diameter. In the handle is the battery supply (two flashlight cells) and the transistor circuit for the 1B85 G-M tube. A light cable connects the "Walking Stick" to a transistor audio amplifier that the user



Philmore "Detect-Ore"—\$89.50.

can carry in a shirt pocket or fastened to his coat. This amplifier operates a pair of earphones. The "Walking Stick" weighs 3 pounds and is sold with a special shield for beta discrimination.

"Three-Range Counter" Model PR-5A—\$99.95 (*El-Tronics*). The latest version of the Model PR-5 series incorporates a built-in G-M tube which is of the halogen type and capable of infinite service. Powered by only two flashlight cells, the unit measures $3\frac{3}{4}'' \times 3\frac{3}{4}'' \times 7\frac{7}{8}''$ and weighs about 7 pounds. Metering is provided with ranges from 0.0 to 0.2, 2.0 and 20.0 mr/hr. A very special feature is the design of the carrying handle which is curved to fit the hand comfortably and to protect the meter if the instrument is dropped on its face. Neon flasher or headphones may be used. This model is sold complete with plastic strap for carrying.

"El-Mec" Model E-M100—\$109.50 (*El-Mec Products, Inc.*). A polystyrene case is used to mount and protect this prospecting instrument. The probe may be slipped into a special tubular slot in the handle for easy carrying. The complete unit weighs 6 pounds. Battery life is claimed by the manufacturer to be about three months of normal use. Replacement cost of batteries is about \$3.00; included are one 67½-volt battery, one 3-volt battery and one 1½-volt flashlight cell. The instrument may be used with or without earphones. Case dimensions are: $4\frac{1}{2}'' \times 5'' \times 8\frac{1}{2}''$; and a beta shield is sold as an extra item for \$5.00.

"Vic-Tic" Model 631—\$125.00 (*Victoreen Instrument Co.*). This four-range sensitivity Geiger counter features a transistor audio amplifier circuit driving a loudspeaker.



El-Tronics "Military"—\$159.95 complete.



Universal Atomics "Gun-Type"—\$99.50.

Earphones are not required. Fully metered with scales of 200, 1000, 10,000 and 100,000 counts per minute, the "Vic-Tic" weighs only 3 pounds. Battery requirements are one 1½-volt cell and one 67½-volt "B" battery. The manufacturer claims a battery life of over 100 hours with a normal use of four hours per day. Model 631 is sold complete with either a canvas carrying case or shoulder strap. Victoreen also makes available a number of important accessories for use with this instrument. A detachable hand probe with cable and tube is sold for \$19.50. A bismuth pack of six bismuth tubes to increase the sensitivity at least 12 times is sold for \$115.00; it is easily attached to the "Vic-Tic" and adds only 1 pound in weight. Deep hole probes, cables, and special carrying cases are also available.



Victoreen "Vic-Tic"—\$125.00 complete.

"Uranium Scout de luxe"—\$139.50 (*Fisher Research Laboratory*). Here is an unusual instrument featuring a detachable prospecting stick to explore inaccessible areas. The manufacturer claims that this enables prospecting from horseback and is a protection in snake-infested areas. Circuit, metering and battery life are similar to the *Fisher* "Uranium Scout" except that a 1B85 tube is used in the probe. Weight, including the prospecting stick, is about 5¼ pounds. The "Scout de luxe" may be used with a drill hole probe and cable also sold by the same company in 100-, 250- and 500-foot lengths. Regular probe is available with a bismuth G-M tube for \$17.50 extra. *Fisher* also distributes this model with a gun-type probe holding two CK-1026 tubes, visual ratemeter and meter zero trigger switch for \$189.50.

(Continued on page 97)



Nuclonic Co. "Ore-Lokator"—\$149.50.

Home-Built 700 VOLT GEIGER



Going prospecting? Here are two versions of a simple unit well suited for this venture.

REMEMBER the lurid tales of the gold rush of 1849? These tales are being re-enacted and enlarged upon many times over in the modern "gold rush"—the search for uranium. Prospectors of all ages are arming themselves with Geiger counters, scintillation counters, or just a grubstake, and are invading all areas of the world where there is the slightest prospect of discovering uranium ore.

This "rush" has stimulated a tremendous interest in devices for detecting radioactive ores. An idea of the interest aroused can be obtained by scanning this issue—the Bakersfield story is perhaps the best example, while the survey article on radiation-detecting instruments indicates the wide variety of equipment being sold for prospecting purposes.

Most widely used of all instruments is the Geiger counter. It is essentially an electronic device and, as such, is of interest to electronic experimenters. It is also essentially simple to build—increasing the range of interest to cover those who want a Geiger counter but do not have an extensive knowledge of electronics.

Although commercial instruments are available at a reasonable cost, it is much more satisfying and usually cheaper to "build your own." This article describes two units which are inexpensive and easy to build. The first provides clicks in a pair of headphones to indicate radioactivity, while the second includes a meter indication and a neon flasher as well as an amplified headphone signal. Both instruments are highly effective in locating radioactive material.

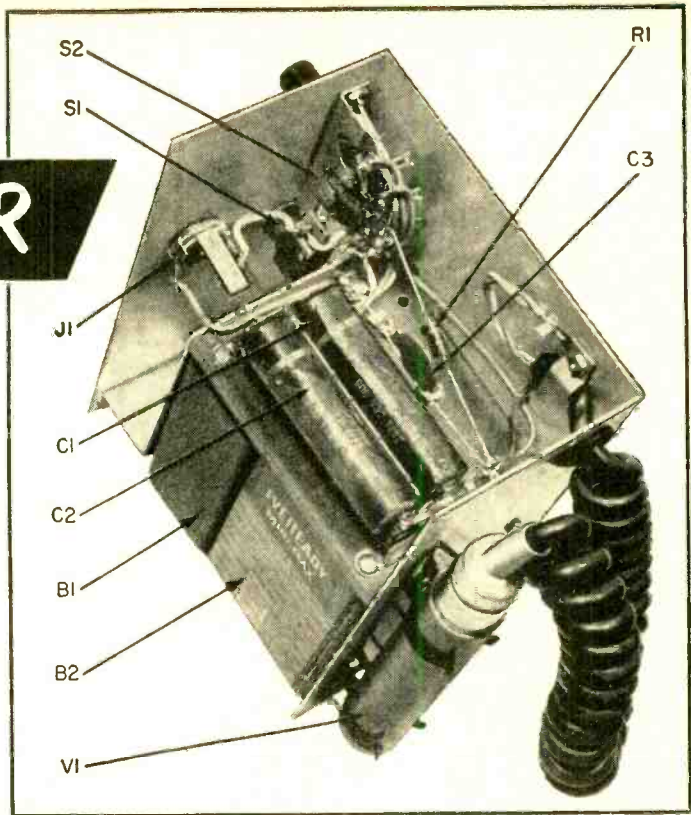
Before describing these units, it might be well to review the operation of a Geiger tube and to discuss radioactivity briefly in order to provide a background for a better

COUNTER


Cover Photo Story—


Painting by
Ed Valigursky

Interior view of simplified counter with the various parts identified. Construction is easy, and operation is satisfactory for casual prospecting where low headphone volume is not a drawback. See Fig. 1 for circuit diagram.



Interior view of the de luxe unit. Refer to the schematic of Fig. 2. Increased headphone volume, a neon flasher, and a meter are features of this unit. Construction is somewhat more difficult than that of the simplified counter shown above and in Fig. 1.





Interior view of battery compartments. A battery plug is used for B1, banana plugs for B2, and the two flashlight batteries (B3) are wired directly into the circuit.

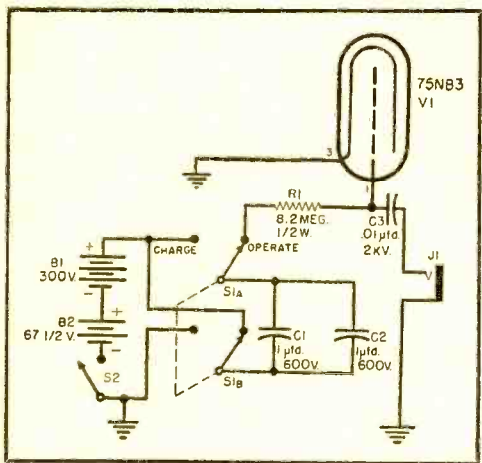


Fig. 1. Schematic diagram of simplified Geiger counter for headphone operation only. Parts list is on the facing page.

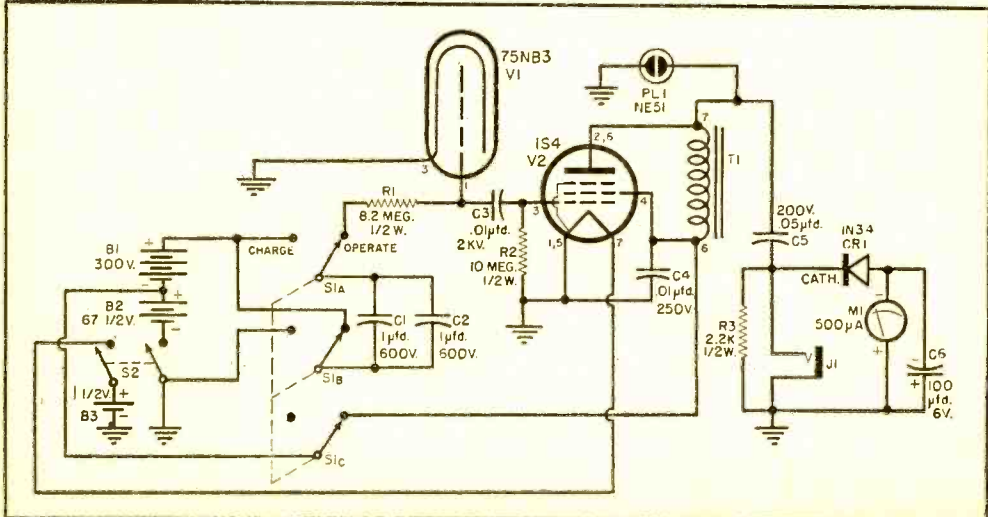


Fig. 2. Schematic of deluxe counter, incorporating a neon flasher and a meter. See facing page for complete parts list.

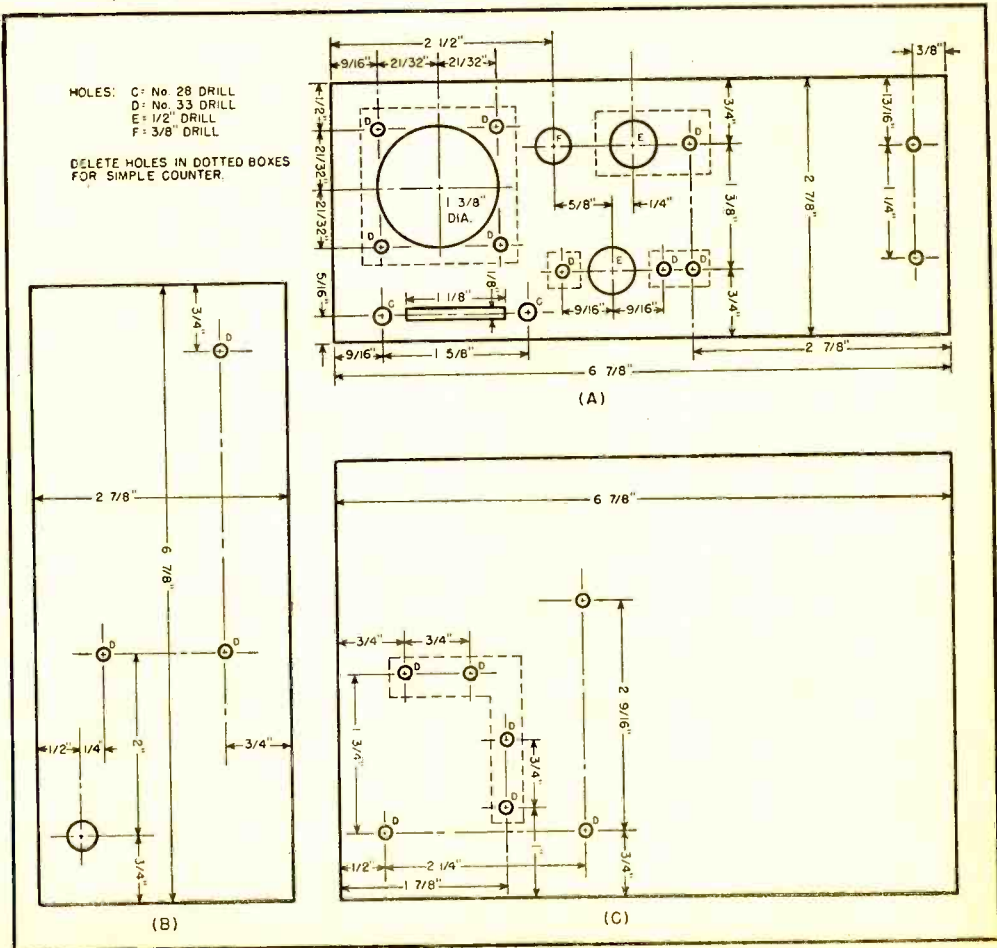
PARTS LIST FOR SIMPLE COUNTER

- R1—8.2 megohm, 1/2 w. res.
- C1, C2—1 μ d., 600 v. paper capacitor (Aerovox Aerolite Type P82)
- C3—.01 μ d., 2000 v. disc ceramic capacitor (Centralab Type MD 103)
- S1—4 p., 2 pos. non-shorting spring return lever action sw. (Centralab Type 1457)
- S2—S.p.s.t. toggle sw.
- V1—Geiger tube (Amperex 75NB3)
- J1—Midget open-circuit jack
- B1—67 1/2 v. battery (Burgess XX45, RCA VS106, Eveready 467)
- B2—300 v. battery (Eveready 493, Burgess U200)
- 1—Three-contact microphone connector (Amphenol 91-MC3F)
- 1—4 5/8" length of 7/8" o.d. fiber tubing
- 1—Aluminum cabinet, 3" x 5" x 7" (ICA Type 29343, Bud CU 2108)
- 1—5' length of self-retracting, 2-conductor cord (conventional 2-conductor cable may be used with a spring retractor)
- 2—Spring clips for tube mounting (Mallory TH-19)
- 1—Battery plug for B1 (Cinch-Jones 5MFA)
- 2—Banana plugs for B2 (Johnson Cat. 108-750)
- 2—Five-contact terminal strips (Cinch-Jones #2005)
- 1—Pair headphones (2000 ohms)
- Misc. screws, nuts, wire, solder
- Total cost, approx. \$29.00

ADDITIONAL PARTS FOR DE LUXE UNIT

- R2—10 megohm, 1/2 w. res.
- R3—2200 ohm, 1/2 w. res.
- C4—.01 μ d., 250 v. miniature disc ceramic capacitor
- C5—.05 μ d., 200 v. paper capacitor (Aerovox Aerolite Type P82)
- C6—100 μ d., 6 v. electrolytic (Aerovox Type SRE Bantam)
- CR1—1N34 crystal diode
- T1—Reactor (primary of miniature output transformer such as UTC "Ouncer" Type 0-9; see text)
- S2—D.p.d.t. slide sw., H & H 1182; replaces S2 on simple unit
- B3—Two 1 1/2 v. size C flashlight cells in parallel
- V2—Type 1S4 tube
- PL1—NES1 neon lamp, socket and jewel
- M1—0-500 microampere meter (Marion Type HS1-1 1/2, DeJur 1 1/2" Model No. 112); a 0-1 ma. meter may be used, or meter omitted entirely—see text
- 1—7-pin miniature tube socket
- Total additional cost, approx. \$15.00, assuming that a surplus meter may be obtained
- NOTE: Parts having similar mechanical and electrical specifications may be substituted for the parts specified.

Fig. 3. Layouts for (A) meter panel, (B) panel with tube clamps, and (C) rear panel.



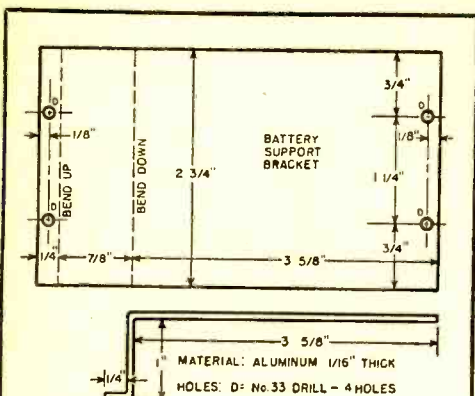


Fig. 4. Bracket for B3 compartment and for supporting the battery terminal plate.

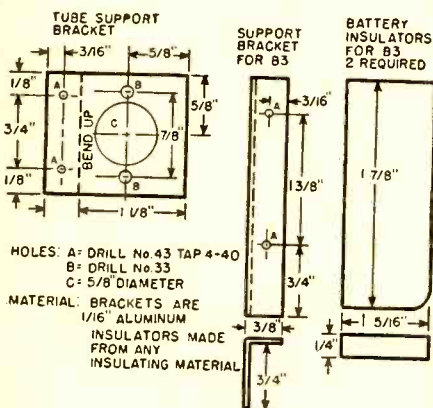


Fig. 5. Details of tube support bracket, B3 support bracket, and insulators for closing the B3 battery compartment.

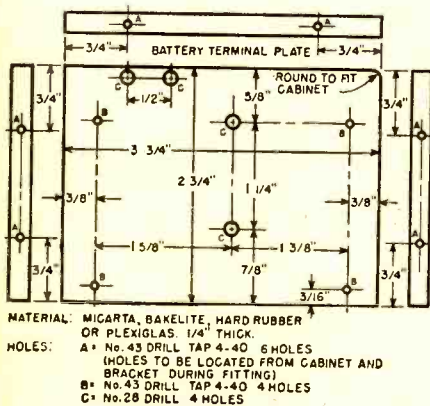


Fig. 6. Construction of the battery terminal plate which supports the banana jacks for B1 and the terminal strips.

understanding of the design of these radiation-detecting instruments.

Certain materials, notably radium, uranium and thorium, are "radioactive," a term applied to a material whose atoms disintegrate spontaneously with the emission of alpha, beta, and gamma rays. For prospecting, gamma rays are of prime interest since they have the greatest range and penetrating power.

A Geiger tube is essentially a gas-filled diode. Typical construction consists of a cylindrical metal cathode with an axially located center wire which serves as the anode lead. A high voltage is applied to these electrodes, the anode being positive with respect to the cathode. This voltage is not sufficient to produce ionization within the tube, so normally no current flows. However, if an electron is introduced into the space between the anode and cathode, it will be accelerated enough by the high voltage to ionize the gas, thus producing a sharp pulse of current through the tube. Because of the quenching action of the gas, the current will cease as soon as the discharge has been completed. The pulse of current is then either used directly or amplified and caused to produce a click in a pair of headphones, a flash of a neon lamp, or a deflection on a meter.

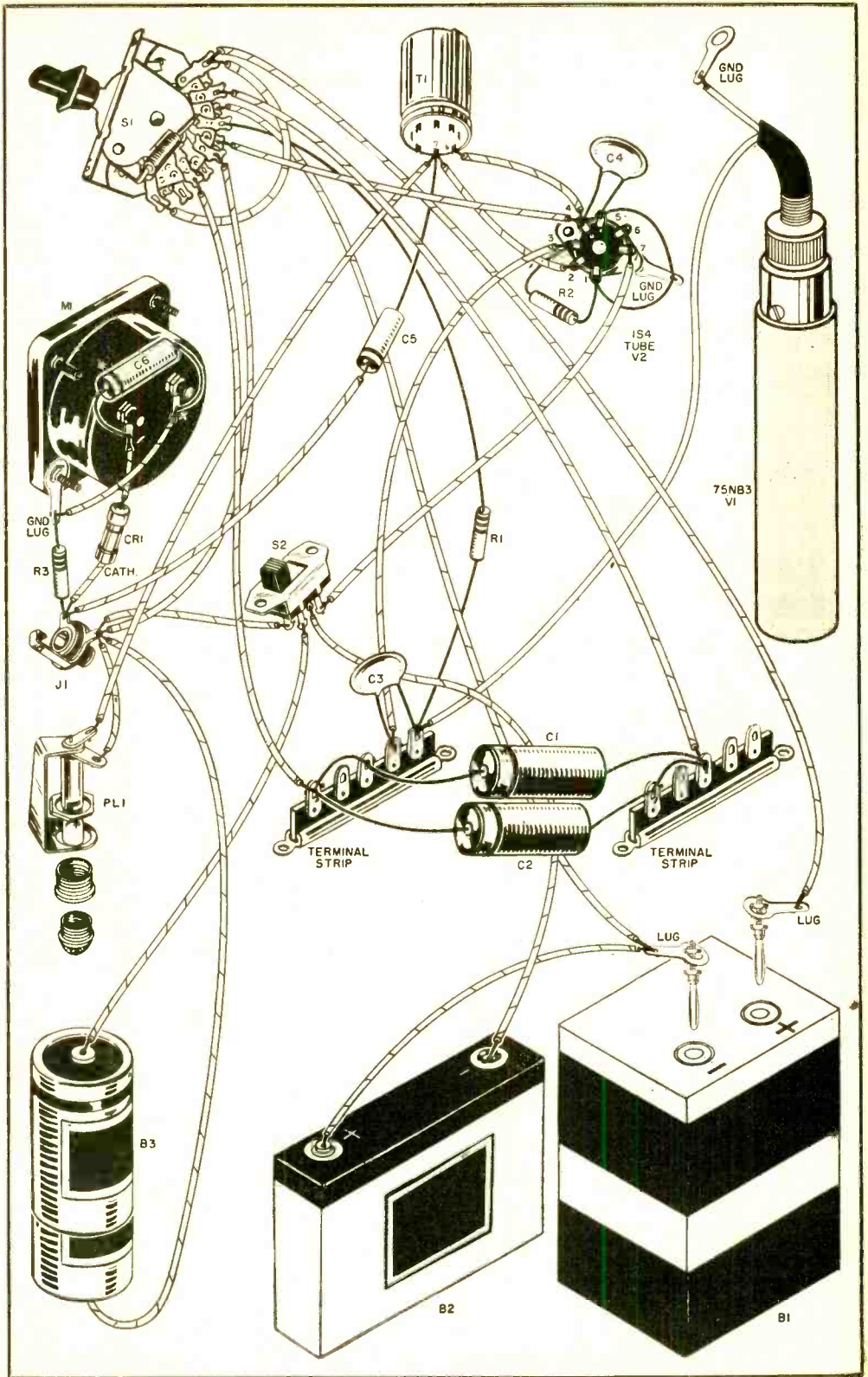
The electron to initiate the discharge described above can be produced by a gamma ray striking the wall of the tube. The number of electrons thus produced depends directly on the intensity of the gamma radiation, and so the number of pulses of current per unit time in the tube is likewise a measure of radiation intensity.

In the instruments described here, an *AmpereX* Type 75NB3 Geiger tube is used which requires 700 volts for normal operation. The outer wall, or cathode, is of stainless steel about .010" thick, sufficient to screen out all alpha and beta rays. Halogen quenching, a term which describes the gas used in the tube, is employed. With such quenching, the tube has an almost infinite life and is not damaged by moderate voltage overloads.

A novel scheme (Fig. 1) is used to produce the required 700 volts. The battery supply consists of a 300-volt and a 67½-volt battery in series, giving about half the required voltage. A trick switching arrangement is employed; in one position a capacitor is connected in parallel with the battery and charged to the full 367½ volts, while in the other position this capacitor is connected in series with the battery to produce a total voltage of 735 volts, sufficient to operate the Geiger tube. Switching is accomplished by a spring-return

Pictorial diagram of de luxe unit.

POPULAR ELECTRONICS



switch which charges the capacitor and upon release connects it in series with the battery. A capacity of two microfarads ($C1$ and $C2$ in parallel) is sufficient to operate the tube for several minutes.

The pulses of current resulting from ionization in the Geiger tube pass through resistor $R1$, producing a voltage pulse which is coupled through $C3$ to a pair of headphones or to an amplifier.

The headphone signal in the simple unit is rather weak, and many prospectors desire an indication of radioactivity on a meter and a neon flasher, as well as a louder headphone signal. These are all provided in the de luxe version (Fig. 2).

Signals from the Geiger tube are impressed on the grid of a 1S4 amplifier tube, $V2$. Filament power is provided by two parallel-connected flashlight batteries, $B3$, and plate voltage is obtained from the 67½-volt battery, $B2$, by means of a third section on switch $S1$. The primary of an audio transformer, $T1$, serves as the load for this amplifier, and capacitor $C4$ is the screen bypass. Amplified pulses are coupled to the meter and headphone circuit through $C5$.

$T1$ serves another purpose. It provides an inductive kick sufficient to light the neon tube $PL1$ whenever a count is received. If the flasher is not considered necessary, $T1$ may be replaced by a 47,000-ohm, ½-watt resistor, reducing the overall cost somewhat.

The amplified pulses are rectified by the crystal diode $CR1$, and the rectified current flows through meter $M1$. Although a 0-500 microampere movement is specified, a more sensitive meter could be employed. Similarly, a 0-1 ma. movement could be used, although a "hotter" ore sample would then be necessary to "pin" the meter. The important thing is to obtain a unit that will fit in the available space. It might be well to check "surplus" ads for a suitable meter. The meter, $CR1$ and $C6$ can all be omitted if a suitable meter cannot be obtained. A larger cabinet would permit the use of a larger meter. Resistor $R3$ is included to provide a complete circuit for the crystal diode so that the meter will operate satisfactorily if headphones are not plugged in or if crystal headphones are used.

Construction

A 3" x 5" x 7" aluminum cabinet serves as the over-all enclosure. Details for drilling this enclosure are given in Fig. 3; those portions enclosed in dotted lines are for the de luxe version only. The drawings of Figs. 4, 5, and 6 and the photographs indicate how the battery compartments are formed, drilled and installed.

A slide switch is used for $S2$ in the de luxe version rather than a toggle switch to

provide the necessary clearance for the neon lamp indicator and jewel. Figure 5 shows the construction of the socket mount, as well as the battery support and insulators for $B3$. Details on the battery terminal plate for $B1$ and $B2$ are given in Fig. 6.

The coiled cord for the probe was obtained from a war surplus hand microphone, but any two-conductor cable capable of handling 735 volts with very low leakage may be employed. Protection for the Geiger tube is provided by Bakelite or fiber tubing having a ⅞" outside diameter. This tubing may be threaded inside to fit the microphone connector, or can be fitted by filing the inside of the tube slightly with a rat-tail file and then screwing it onto the connector.

In wiring, capacitors $C1$ and $C2$ are first mounted on the terminal strips that are affixed to the Bakelite battery terminal board, and long leads are provided to make connections to the switches after the board is mounted. Switches and jacks are installed and the wiring connected to them. For the de luxe unit, the tube socket is wired next with $C4$ and $R2$ mounted directly on the socket. Leads are provided to connect to the switch and transformer. The meter and its associated $CR1$ and $C6$ are installed last.

A carrying handle or shoulder strap should be added for increased convenience. A strap may be made from webbing, a woman's plastic belt, or even from a dog leash.

Operation

To operate the counter, switch $S1$ is closed and $S2$ is moved momentarily to the "charge" position, then allowed to spring back into place. A background count of about 30 or 40 clicks per minute should be heard in the headphones. This rate will increase rapidly if radioactive material is brought near the probe. After a few minutes, possibly as much as half an hour, the clicks will become weaker. At this point, $S2$ should again be flipped momentarily to the "charge" position and released, after which the instrument is ready for another period of normal operation.

The serious prospector should by all means obtain copies of two government publications, entitled "Prospecting for Uranium" (55 cents) and "Prospecting With a Counter" (30 cents). These publications can be obtained from the Government Printing Office, Washington 25, D. C. They contain a wealth of valuable information about prospecting as well as about bonuses available from uranium strikes. With the two books and a Geiger counter, prospecting will be a snap.

Books on Uranium Prospecting and Counting Equipment

"ATOMIC RADIATION DETECTION AND MEASUREMENT" by Harold S. Renne. Published by Howard W. Sams & Co., Inc., Indianapolis, Ind. 192 pages. Price, \$3.00. Paper bound.

Interest in the many aspects of nuclear science is growing by leaps and bounds. Such aspects as uranium prospecting, civil defense, atomic power, nuclear reactors, and the uses of radioactive isotopes are receiving widespread publicity in newspapers, magazines, and on radio and TV programs. These developments have served to emphasize the need for a basic, comprehensive book on nuclear science, with particular emphasis on the detection and measurement of atomic radiation.

Such a book is now available under the above title. The material is written in a semi-popular vein, and for the most part can be understood by anyone who has had the equivalent of a good high school course in basic science. Some knowledge of electronic circuitry would be helpful for certain portions.

The first three chapters are devoted to a review of basic atomic and nuclear knowledge, including radioactivity, radiation, effects of radiation, atomic fission, and the like. Chapters 4 and 5 discuss Geiger and scintillation counters in considerable detail, and include schematic diagrams and operating principles of a number of commercial units. Several home-built counters of both the Geiger and scintillation type are described in Chapter 6. Chapter 7 covers dosimeters, and the following three chapters present a great deal of information on applications of atomic radiation, civil defense, and prospecting for uranium.

To guide the reader further, several appendices have been added—a manufacturer's directory, glossary of terms and abbreviations, and an extensive bibliography. All in all, this book will be of tremendous interest and value to anyone working in any of the various phases of the nuclear science program, including civil defense and prospecting, or to anyone interested in learning more about this fascinating subject.

"URANIUM OFFICIAL YEARBOOK." Published by *New Science Institute*, 5204 Santa Monica Blvd., Los Angeles 29, Calif. July, 1955

Photo-offset, 82 pages plus heavy paper cover. Price, \$2.00.

This interesting book is the first of many books on uranium prospecting that will appear before the close of the year. From the strictly "prospecting" viewpoint, the reader who lacks any background knowledge of how, why and where will want to keep this book handy. Besides illustrating a number of successful cases (including the "Miracle Mine" mentioned in the article on pages 17-20 of this issue), there is information on likely uranium areas throughout the continent, detailed descriptions of the various uranium-bearing ores, the best prospecting methods—on foot, car, motorscooter, helicopter, etc.—and necessary equipment, and how to stake and file a claim. For a general background, plus a little of the "romance" and adventure in uranium prospecting, this book is very worthwhile.

"THE URANIUM PROSPECTOR'S GUIDE" by Thomas J. Ballard and Quentin E. Conklin. Published by *Harper & Brothers*, 49A East 33rd St., New York 16, N. Y. 251 pages, including glossary, index and appendix. Hard cover. Price, \$3.50.

"The Uranium Prospector's Guide" was written by two working authorities in the field of uranium prospecting and mining. Both authors are currently employed as mining engineers by the *Uranium Prospectors Co., Ltd.*, in Grand Junction, Colo. As a result, their book is undeniably the most thorough approach to the subject that has appeared in print.

Unlike the "Yearbook" reviewed above, which would appeal to the *Sunday* prospector, the "Guide" is for the serious prospector who wants information on mining law, mineralogy, claim staking, ore estimation, development of deposits, etc. The authors also contacted other specialists who prepared chapters on Geiger counting equipment and the utilization of maps.

The book closes with an extensive glossary prepared by Karl Kuhe, AEC geologist; references to books and magazines on mining; and finally, a seven-part appendix of important AEC documents. Amateur prospectors making a \$100 investment (or more) in Geiger counting equipment will do well to buy this book—it has all the answers.

THE SCINTILLATION COUNTER

By ED BUKSTEIN

Learn how this device operates and how it can be used in the detection and measurement of atomic radiation of all kinds.

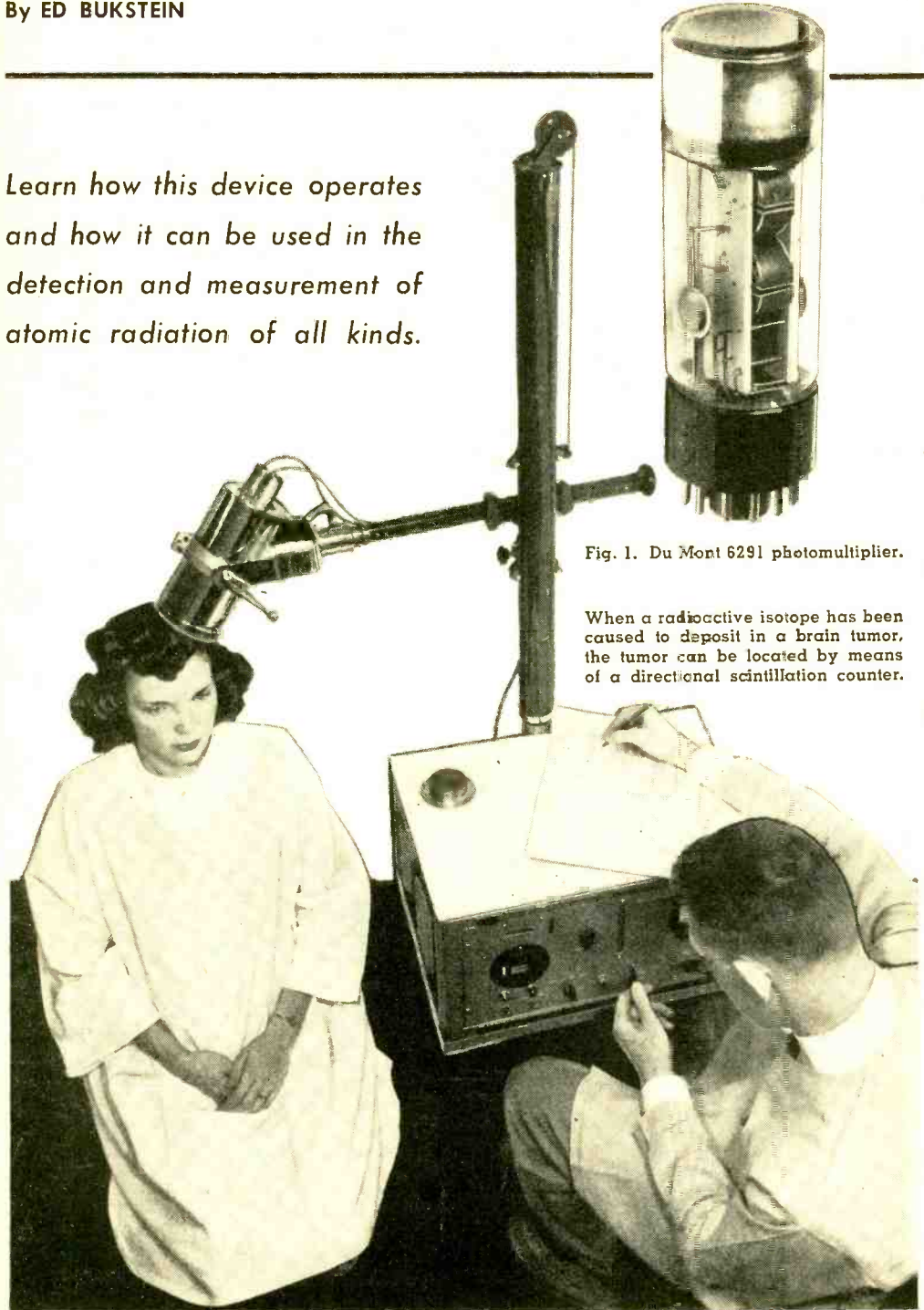


Fig. 1. Du Mont 6291 photomultiplier.

When a radioactive isotope has been caused to deposit in a brain tumor, the tumor can be located by means of a directional scintillation counter.

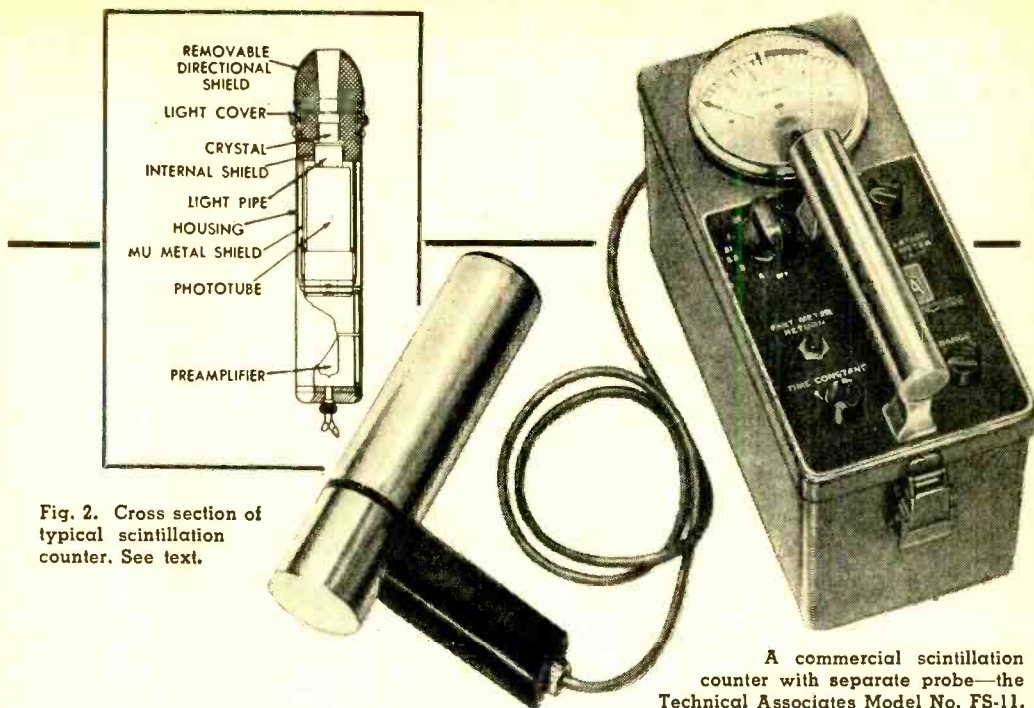


Fig. 2. Cross section of typical scintillation counter. See text.

A commercial scintillation counter with separate probe—the Technical Associates Model No. FS-11.

THE scintillation counter, like its famous cousin the Geiger counter, is used to detect radioactivity. Both instruments "count" the particles thrown off by radioactive substances. These counts can be indicated on a meter, as clicks in a head-phone, or as flashes of a neon bulb. Because of its greater sensitivity and accuracy, the scintillation counter is rapidly replacing the Geiger counter in the field as well as in the laboratory. So sensitive is the scintillation counter that it can be used for prospecting from an airplane or for measuring the natural radioactivity still remaining in a mummy case from ancient Egypt.

Although the electronic circuits are new, the basic idea of scintillation counting has been known for over half a century. The scintilloscope, forerunner of the modern scintillation counter, was first constructed in 1903. This device was made up of a hollow tube with a magnifying lens at one end and a screen of zinc sulfide at the other. When brought near a source of radioactivity, the zinc sulfide produced a brief flash of light each time it was hit by one of the particles ejected from the radioactive substance. An observer, looking through the magnifying lens, could see and count these flashes. In the modern scintillation counter, the flashes of light are counted by a phototube (electric eye) instead of the human eye.

Other chemicals, more suitable for this application than zinc sulfide, are now avail-

able. Thallium-activated sodium iodide is one of the current favorites. A plastic material called "Plastifluor" is finding widespread usage where large blocks of material are required, as in very sensitive airborne equipment. Also, some liquids exhibit scintillating properties, and are employed in special applications.

Because the flashes of light produced in the scintillation counter are of low intensity, a very sensitive type of phototube is required. This tube, known as a photomultiplier, is shown in the photograph of Fig. 1. The photomultiplier has a light-sensitive cathode which emits electrons each time it is illuminated. These electrons are attracted in succession to a number of dynodes before they eventually arrive at the plate, as illustrated in Fig. 3. When electrons from the cathode strike the first dynode, they knock out secondary electrons. These are then attracted to the second dynode where they release still more secondary electrons. Since a dynode emits several secondary electrons for each electron striking it, the number of electrons is increased at each dynode and a great many ultimately reach the plate. In this way, a single electron from the cathode can start an avalanche of electrons and, consequently, produce a considerable amount of plate current.

Each dynode of the photomultiplier is operated at a higher positive voltage than the preceding one so that the electrons will

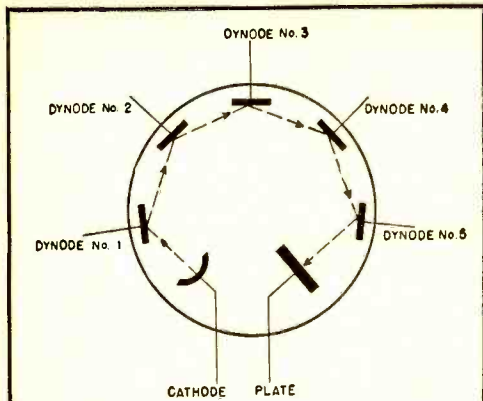


Fig. 3. Diagram showing basic photomultiplier action. Electrons from the cathode go in succession to each dynode before reaching the plate.

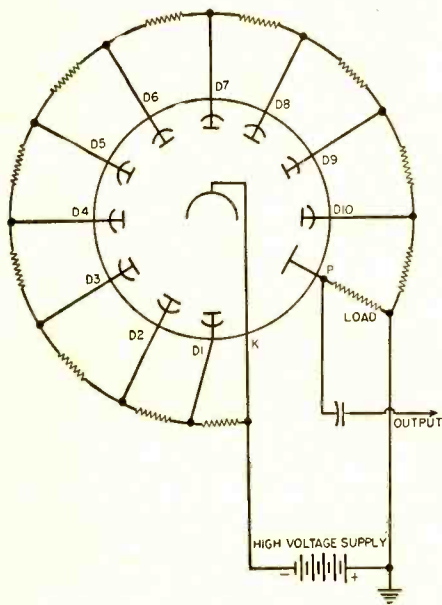


Fig. 4. A voltage divider proportions the available voltage to provide an increase of about 100 volts per dynode.

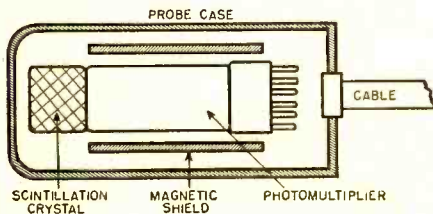


Fig. 5. Scintillation probe assembly.

go from dynode to dynode in the right order. Electrons from the last dynode are attracted to the plate and then flow through a load resistor to produce the output. Each time a flash of light illuminates the cathode of the photomultiplier, a pulse of voltage appears in the plate circuit. These pulses are amplified and then applied to a headset, neon bulb, counting rate meter, or other indicating device. Since each dynode must be made more positive than the one before it, a high voltage power supply is required. Common values for this supply range from 1000 to 1500 volts. As shown in Fig. 4, a resistive voltage divider proportions the available voltage to provide an increase of about 100 volts per dynode. The plate, of course, is the most positive element since it must collect the electrons from the last dynode.

In photomultipliers designed for scintillation counting, the cathode is in the end of the tube opposite the base. This feature, known as a head-on cathode, simplifies construction when the tube is to be used in a probe. A typical probe construction is shown in Fig. 5. To shield the photomultiplier from sources of illumination other than the scintillation crystal, the probe case must be light-tight. However, it must permit the radiation that is to be detected to pass through to the crystal. Thin aluminum is often used for the probe case. An additional shield protects the tube from external magnetic fields.

The cost of a scintillation counter is, in general, considerably more than that of a Geiger counter, partly because the scintillation crystal-photomultiplier tube assembly is a great deal more expensive than a typical Geiger tube. Power supply requirements are also greater. A Geiger counter seldom draws more than one micro-ampere except in very strong radiation fields, whereas a scintillation counter may call for 20 microamperes or more. When high-voltage batteries are used, the additional drain is not a problem, but where the high voltage is generated electronically, more complicated and more expensive equipment may be necessary.

Figure 2 shows a cross-sectional drawing of a commercial scintillation counter, the *Nuclear-Chicago* Model DS-1. As can be seen, a removable lead shield can be employed to give the counter directional characteristics. Care must be taken in attaching the crystal to the face of the photomultiplier tube or to the "light pipe" which conducts light to the tube, since any loss of light results in decreased sensitivity. Usually, a silicone grease serves to join the various components, and lucite or a similar plastic material is used as the "light pipe."

Build

Early experimenters used this device to detect presence of electricity and static charges.

an

ELECTROSCOPE

By RUFUS P. TURNER

THE electroscope is one of the oldest electrical instruments. William Gilbert built one in the year 1600. Nevertheless, it is still a useful device. It is easy to build, and many interesting experiments can be performed with it.

An electroscope consists simply of a small strip of gold leaf, one end of which is attached to a metal plate of about the same size. The leaf hangs parallel to the plate and may even rest against it. This assembly is then attached to a metal rod and enclosed in a glass jar. It can be seen from the outside but will be protected from drafts of air. The metal rod protrudes and permits external connections.

Ordinarily, the leaf hangs close to the plate or in contact with it. But when an electrically charged body is brought close to the rod, the leaf stands out, away from the plate. The distance it moves depends upon how strong the voltage of the charged object happens to be. The leaf remains lifted as long as the charged object is kept in position, or as long as the object remains charged. It may remain lifted even after the body is removed, if the electroscope has been charged. When the electroscope is discharged, by "shorting" it momentarily to the earth, the leaf will fall.

This action occurs because the electrified body charges the metal plate and the gold leaf by induction. Since the leaf and the plate are attached together, they receive the *same* sort of charge, i.e., positive or negative. And since a basic law of electricity is that like charges repel each other, the light gold leaf is repelled by the plate.

The electroscope consumes no current



One of the simplest measuring instruments may be easily constructed in a few minutes.

while indicating the presence of electrons. Furthermore, it requires only one connection to a circuit, and often no direct connection at all.

How To Build It

Building an electroscope requires a small glass jar, a small strip of gold leaf, and a few odds and ends from the junk box. Figure 1 shows details of construction.

Make a small metal bracket, as shown in Fig. 1C. Any convenient non-magnetic metal such as aluminum, brass, or phosphor bronze will be satisfactory. To make the bracket, cut a $1\frac{1}{8}$ " x $\frac{3}{8}$ " strip. Drill a clearance hole for a 6-32 bolt (# 28 drill) $\frac{3}{16}$ " from one end and $\frac{3}{16}$ " from the side of the strip. Finally, make a right-angle bend to form the bracket.

The next step is to cut a $\frac{5}{8}$ "-diameter clearance hole in the center of the metal jar top. (See Figs. 1A and 1B). There is no objection to making this hole larger, but it should not be smaller than $\frac{5}{8}$ ". To cut the hole, the author used a radio socket punch. If a plastic jar top is used, the hole will not be required. The pickup electrode of the electroscope consists of a 2"-long 6-32 bolt, and the purpose of the clearance hole is to insulate the bolt from the metal jar top. This bolt is supported by a small square of polystyrene ($1\frac{1}{4}$ " square) fastened to the inside of the jar top with four small 3-40 bolts and nuts, as shown in Figs. 1A and 1B. A clearance hole (#28 drill) in the center of this square passes the 6-32 bolt.

Assemble the electrode bolt, insulating plate, and metal bracket on the jar top. Tighten all of the nuts securely. After assembly, polish the long surface of the bracket with fine sandpaper until it is bright. Then scrub the surface with soap and hot water to remove all dirt and grease. Wash off the soap, rinse the bracket several times in clear water, and dry

thoroughly. From this point on, do not touch the bracket with the fingers; do not allow it to come into contact with any oil or grease; and do not breathe on it. The reason for this cleanliness is that the gold leaf, which will be attached next, will stick to the bracket if the latter is the least bit dirty, and the electroscope will not work.

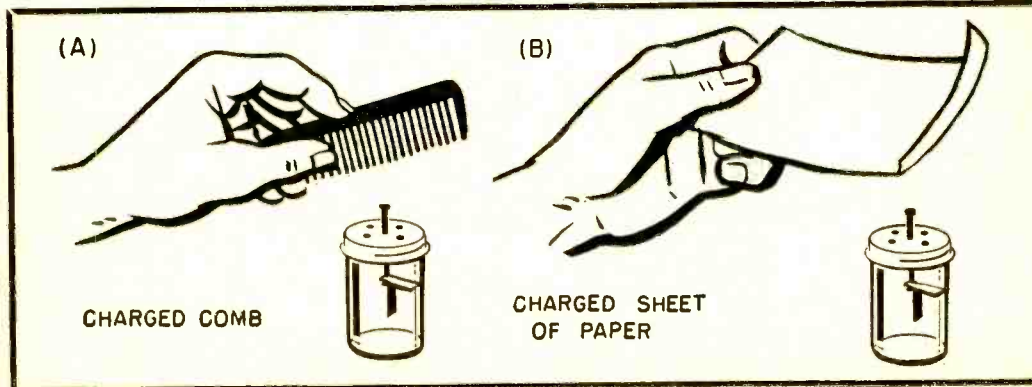
Now attach the gold leaf. Gold leaf is exceedingly light and thin and must be handled in a draft-free room. During this operation, close the windows and doors and tie a handkerchief or mask around nose and mouth to prevent blowing the leaf out of shape. Gold leaf comes in a book of sheets with separating pages of tissue paper. It can be bought from a sign painters' supply house. Pull out a leaf with a tissue page on each side and lay this "sandwich" on a sheet of flat cardboard. Then, with a sharp razor blade or *Exacto* knife, cut through the tissue paper and gold leaf to obtain a strip $\frac{3}{4}$ " long and $\frac{3}{8}$ " wide. With a clean wooden toothpick, remove the top layer of tissue paper, exposing the gold leaf. Then, spread a thin strip of *Duco* cement (about $\frac{1}{16}$ " wide) along the upper bend of the bracket; this area is shown by the shading lines in Fig. 1C. Before the cement has chance to dry, lift the assembly by the jar top and quickly press the cemented edge of the bracket against the tip of the gold leaf strip. This procedure will attach the leaf to the bracket. Screw the top on the jar, and the electroscope is completed.

When the jar rests on its bottom, the gold leaf should hang against the bracket. As the jar is tilted, the leaf should swing away from the bracket. If it sticks to the bracket, the latter has not been thoroughly cleaned, and must be cleaned again.

Electroscope Experiments

An electroscope indicates the presence of an electric charge just as a magnetic

These four drawings illustrate basic experiments that may be performed with the simple



needle will show the presence of a magnetic field. When the electrode of the electroscopes is touched to an electrically charged object (or, in some cases, simply brought near it), the gold leaf will move away from the metal bracket. High voltages will swing the leaf over the greatest distances.

Try combing the hair briskly and then bringing the charged comb near the pickup screw. See how the gold leaf rises to show the presence of static electricity. A glass rod rubbed with a silk cloth will give the same effect. Static electricity can also be generated by laying a dry sheet of typewriter paper on a highly polished desk or table, or on the cover of a magazine having a glazed surface (like *POPULAR ELECTRONICS*), and rubbing the paper vigorously with a wooden pencil. When the paper is lifted, it will be highly charged; and when brought to the electroscopes, it will deflect the gold leaf. Shuffling feet across a rug, and then touching the pickup screw with a finger will result in a high voltage swing of the leaf. A hairy brush or broom after stroking a floor or polished table top likewise acquires a considerable charge of electricity. In some localities, however, it is hard to generate static electricity in any of the ways just described unless the weather is cool and dry. Humid days often tend to ruin the experiments.

When the electroscopes pickup is touched to one terminal of a power supply or high voltage battery, the leaf will be deflected. Three hundred volts d.c. will move the size of leaf shown in this article through 45°. Similar leaf movement is obtained when the screw is touched to one terminal of a charged capacitor.

Electroscopes sometimes are used in industry to detect static charges on paper, photographic film, cloth, plastic sheets, machinery belts, etc. They have been used in

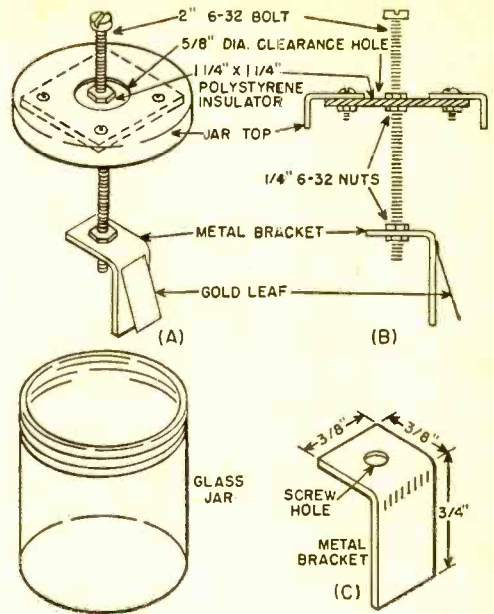



Fig. 1. In assembling the electroscopes, the author used an empty peanut jar. The cardboard insert in the lid is removed and a hole is cut in the center of the metal lid. A small square of polystyrene is then mounted under this hole and a 2"-long bolt fastened through the center. At one end, mount the metal angle bracket shown in (C). Glue the gold leaf to the bracket just beyond the bend as shown in (A) and (B).

surgical operating rooms and around oil trucks for the same purpose.

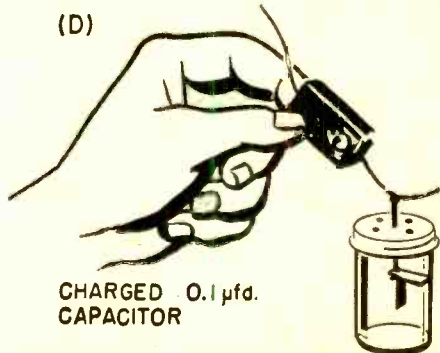
A "hot" piece of radioactive ore has been observed to discharge a previously charged electroscopes. However, don't expect to take this instrument on a prospecting trip in place of the more expensive Geiger counter. It just is not sensitive enough or rugged enough for such an application. —30—

electroscopes. Many others may be carried out with this device. See text for suggestions.

(C) D-C POWER SUPPLY OR BATTERY

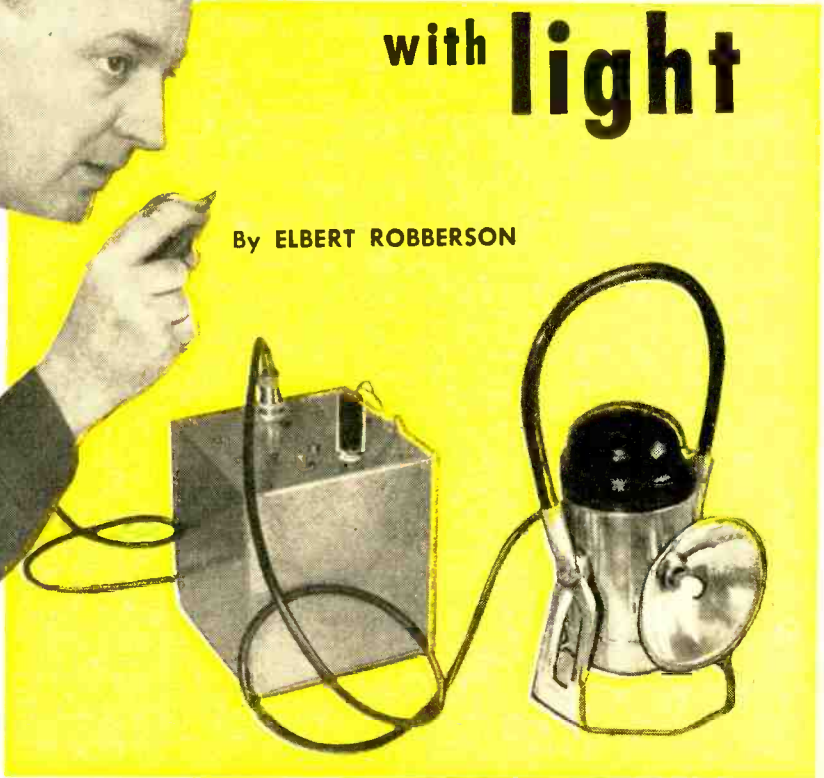


(D)



talking with light

By ELBERT ROBBERSON



Part 2

LAST MONTH a photo-electric "receiver" for light-beam communication was described. Here is a portable light-beam "transmitter" to go with it. Aim it at the receiver, talk into the microphone, and the party at the other end of the beam will get the message. It can be lugged out in the field or used between fixed locations. This is one system which is pretty secure against "tapping."

To be fancy, the light-beam transmitter could be called an "amplitude-modulated light projector." But getting right down to cases, all it amounts to is a microphone, an amplifier, and a portable searchlight. The whole unit, except for the microphone and searchlight, can easily be built into a 6" x 6" x 6" aluminum utility box.

The searchlight is one of the many portable units on the market using a self-contained 6-volt dry battery. This particular model has a flashing red light built in, but this feature is not required. Just be sure that the searchlight chosen has a good re-

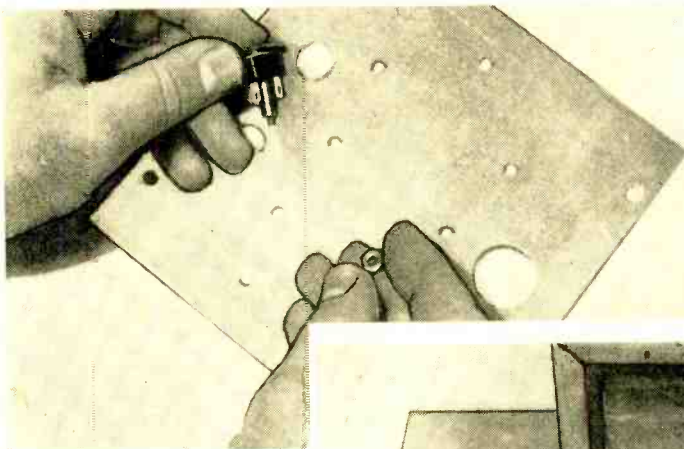
flector, giving a compact beam. In making a selection, shine the light on a flat white surface 15 or 20 feet away, and choose the unit with the smallest and sharpest pattern.

Miniature 3A4 tubes in a single-stage push-pull transformer-coupled amplifier are used to boost voice power to a level of about two watts. When this voice power is fed in series with normal battery power to the searchlight, its alternations buck and bolster lamp current. This causes the light output to flicker in time with voice vibrations. The lamp power in the unit shown amounts to two watts, so the 3A4 portable amplifier modulates the light beam to fullest capability without the necessity of shouting in the microphone. Normal conversational tones cause very little flicker, although the light brightens at a whistle. But whether the flicker can be seen or not, the light beam carries plenty of sound.

For the sake of simplicity and portabil-


POPULAR ELECTRONICS

Continued from last month, this concluding part describes the step-by-step construction of a light-beam modulator.



Tube sockets are flush-mounted on metal spacers which may be purchased from a local jobber or cut from copper tubing.

This chassis has been partially assembled for wiring. Socket S01 is at the right, with the input transformer, T1, at rear.



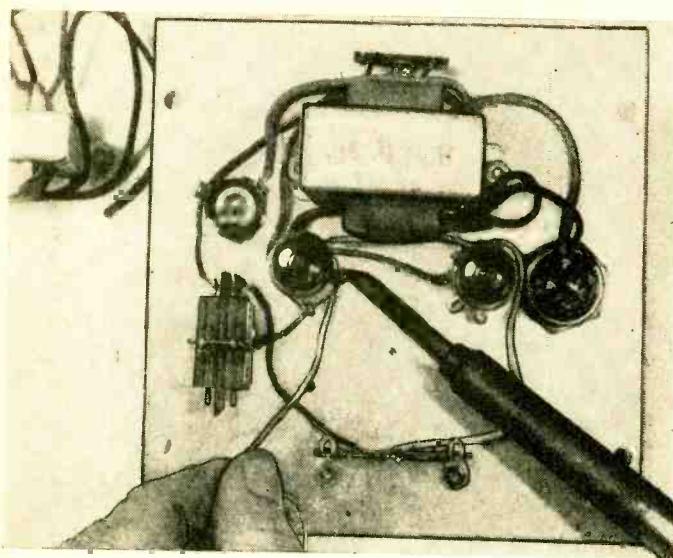
ity, battery power is used for the power supply of the transmitter. A single $1\frac{1}{2}$ -volt battery furnishes filament power, while three small 45-volt units in series provide screen and plate high voltage. The lamp's self-contained 6-volt battery is also used to supply the microphone and negative grid bias for the amplifier tubes. See Fig. 1 for entire circuit.

The layout of mounting holes for the various components is shown in Fig. 2. This view is of the bottom, or working side. All holes, except for the switch, jack, and lamp socket, are bored with a #25 twist drill, then deburred with the point of a pocket knife. Larger holes can be bored with a twist drill of the proper size held in a carpenter's brace; or smaller holes may be enlarged as required by reaming or filing with a round file. A hole saw or chassis punch will make the $\frac{7}{8}$ "-diameter hole.

Tube sockets are the first components to be mounted. These are supported off

the mounting surface by tubular spacers, $\frac{1}{2}$ " long. They may be purchased or cut from $\frac{1}{4}$ " copper tubing with a hacksaw or tubing cutter. Cut the tubes evenly so that the tubes will be level and not rock. After cutting, ream out the internal burr with a pass of a #14 twist drill. Assemble the socket and spacer, and put a

Editor's Note: In the first part of this story, which appeared in the June issue, the author described a light-beam receiver. This circuit used a 930 phototube, two small battery filament amplifier tubes, and two printed circuits. Thus, the coupling problem between the amplifier stages was greatly reduced—as were the wiring and installation problems. For experimental purposes, the author also noted that music and speech may be transmitted over very simple 6- or 12-volt searchlights. For a copy of the June issue, send 25 cents to POPULAR ELECTRONICS, Circulation Dept., 64 E. Lake St., Chicago 1, Ill.



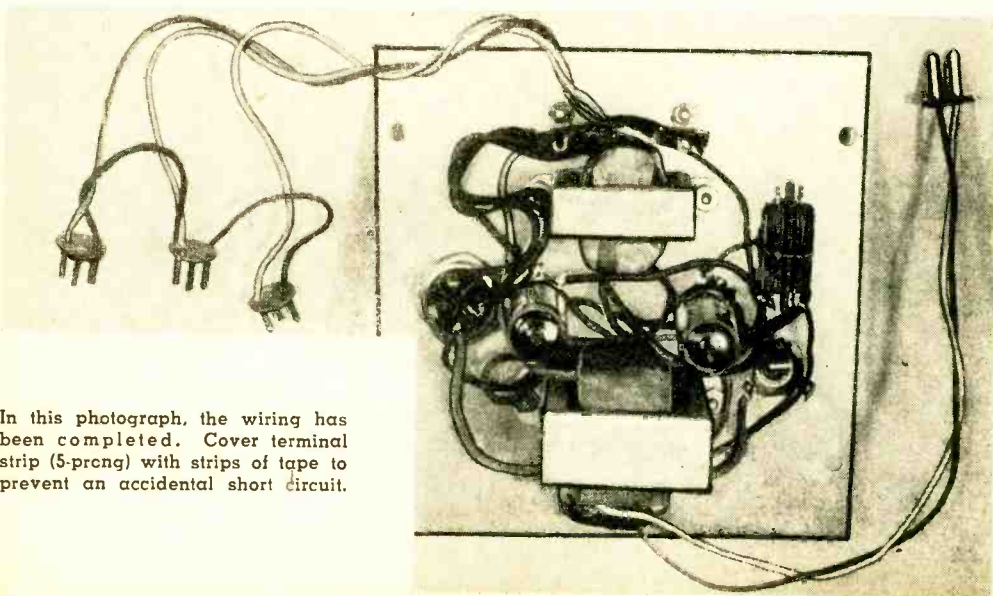
Do as much wiring as possible before installing the output transformer, T2. When looking down on the tube socket, the numbering is counterclockwise.

soldering lug underneath. Then the sockets should be fastened in the designated holes by a 1" 6-32 flat-head brass machine screw held by a nut on the other side. Orient the socket so that the pin terminals point in the directions shown in the pictorial diagram, Fig. 3. Bend the soldering lugs upward so that they meet the #1 terminals on both tube sockets, and bend all terminals outward for easiest connection.


The remainder of the parts are secured conventionally by 1/4" 6-32 round-head brass machine screws and nuts. At this stage, leave out the output transformer, T2, to give better working room.

Now the wiring can proceed. Figure 3 shows the routing of all wires. Although wire lengths are not critical, make connections fairly direct. As a connection is made, check it off with a red pencil on the wiring diagram.


First, connect all grounds and jumpers. On both tube sockets, wire together pins #1 and #7 and solder in the ground lug. Pay particular attention to the fact that in this kind of "breadboard" construction one looks at the top of the tube sockets, rather than at the underside as is normal in a conventional "chassis," so that terminal numbers read counterclockwise.




In this photograph, the wiring has been completed. Cover terminal strip (5-pin) with strips of tape to prevent an accidental short circuit.



To remove cambric cover from shielded cable, carefully cut down to the metal braid completely around the cable. Grip the insulation with pliers and tear off, trimming edge if necessary. Sometimes it is easier to cut the cambric from the cable end to the circular cut and strip off.



Wrap a ground wire around the braided cable and solder the wire to the shield. Be careful not to use too much heat on the center insulation as the cable will melt and short out the circuit.




The 4-pole *Amphenol* 91-PC4F socket has terminal-identifying numbers stamped in the Bakelite. Strap the #4 terminal over to the grounded terminal #1 of tube socket *V2*. Then tie together the two center contacts, #1 and #4, of the "on-off" switch *S1* and connect across to the grounded terminal #7 of tube socket *V1*. It is not necessary to wire a ground for the sleeve terminal of the jack *J1*, as shown on the diagrams, since this is automatically taken care of by the construction of the jack.

To wire the filament circuit, run a wire from contact #2 of the small terminal strip to terminal #2 of the switch *S1*. Then connect contact #1 of the small strip to terminal #5 of tube *V1*, and a wire across to terminal #5 of *V2* as well.

Microphone transformer *T1* has one yellow primary wire connected to the tip terminal of *J1*, and the other to terminal #3 of *SO1*. At the same time, also connect the black transformer secondary center-tap wire to terminal #3 of *SO1*. Connect one secondary green wire to terminal #4 of *V1*, and the other to terminal #4 of *V2*.

Now, it is time for the high voltage. Wire in the necessary connections between the larger terminal strip and the sockets of *V1*, *V2*, and *SO1*. Install the output transformer, *T2*, as shown in the diagram. The blue primary wire is connected to terminal #6 of *V1*, while the brown wire goes to terminal #6 of *V2*. Extend the center-tap red lead to the larger terminal strip. On the output side of the transformer are the two black secondary leads. Connect them as shown to terminals #1 and #2 of the output socket *SO1*.

The microphone cord is provided with a PL-55 or headphone-type plug. To make the output cord, use a 4' length of 4-conductor shielded and rubber insulated cord with #22 stranded conductors. Strip about 1" of the outer sheath from one end, disassemble the *Amphenol* connector and slip the shell onto the cable. Next to the sheath, wrap one turn of #18 tinned copper wire around the shield braid, and solder all around. Then trim off the braid back to this point, skin the wires back $\frac{1}{2}$ " and solder them in the plug terminal pins in



View of the cable connections inside the battery searchlight. Make sure of the polarity of the unit. Braid goes to the shell, white and black wires of the cable to the negative battery terminal, and red wire to the negative lamp terminal.

the order shown in Fig. 4. The plug can now be reassembled.

Drill a $\frac{3}{32}$ " hole in the shell of the searchlight as shown in the photograph, and put the other end of the output cord through. Then skin off the cable cover 2" back. With a dull-pointed tool, such as a nail or modified icepick, ravel out the shield braid into individual strands, exposing the cable conductors. Twist the shield strands into a wire, and slide over a piece of spaghetti insulation. In the lamp body, drill a #25 hole and secure a grounding lug with a 6-32 screw and nut.

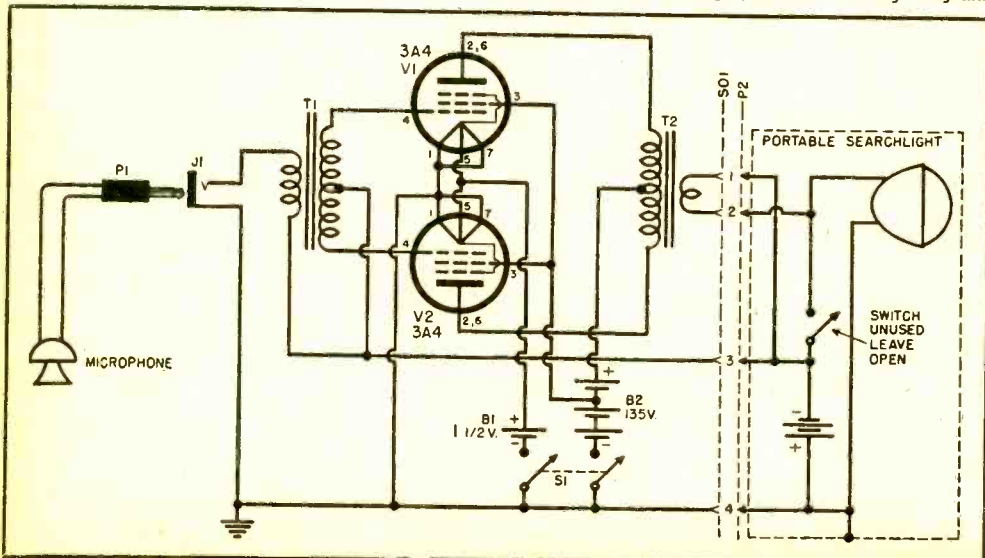
Then, solder the end of the shield braid to the lug. This "ground" should connect internally to the positive side of the lamp battery.

Twist together the black and white wires and solder them to the "hot" negative battery lead. The red wire goes to the center terminal of the lamp globe. Make sure that the exact polarity shown in the wiring schematic is maintained. If the schematic is not followed, the unit won't function and damage to the lamp could result.

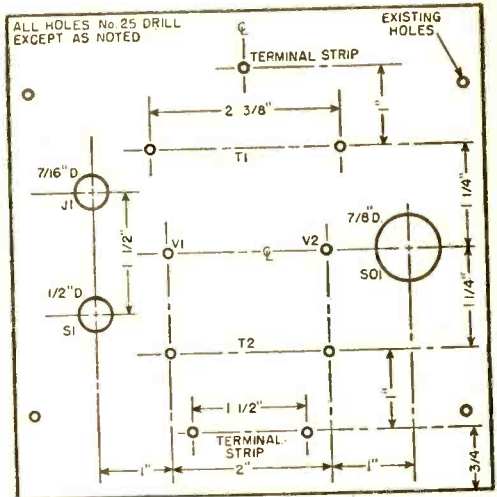
With the cable connected, the lamp should still operate as before. Locate the switch position that turns off the lamp, and mark it so that it can be easily found after the unit is buttoned up. Put the lamp back together, and plug the cable into the amplifier. The searchlight should come on. To turn it off, unplug the cable.

Now the batteries can be connected, the microphone plugged in, and the switch

Fig. 1. (Below) Wiring schematic. Fig. 3. (Right) Pictorial wiring diagram.

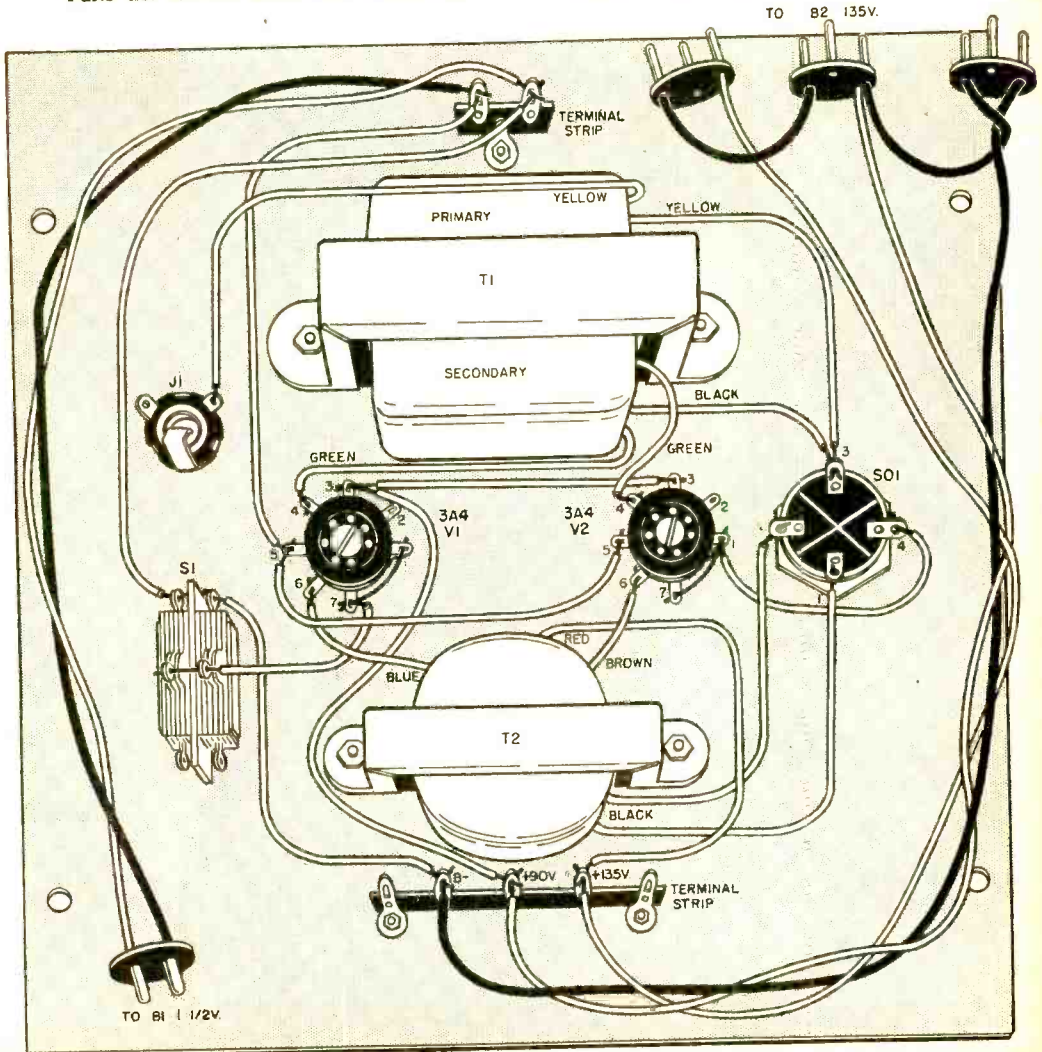


- B1—1½ v. battery, RCA VS004, or equivalent
 B2—Three 45 v. batteries, Burgess XX30P1, or equivalent
 J1—Single-circuit phone jack
 SO1—4-prong microphone socket, Amphenol 91-PC4F
 P1—Two-circuit phone plug
 P2—4-prong microphone plug, Amphenol 91-MC4M
 T1—Microphone transformer, Stancor A-4742, or equivalent
 T2—Audio output transformer, Stancor A-3857, or equivalent
 S1—D.p.d.t. toggle switch
 V1, V2—3A4 tubes
 2—7-pin miniature tube sockets
 1—Utility case, 6" x 6" x 6", Premier PAC-666
 3—45 v. miniature battery plugs
 1—Single-button carbon microphone
 1—2-prong terminal strip
 1—5-prong terminal strip
 1—"Handilite" 6 v. portable searchlight, or equivalent with narrow beam
 1—4' length of 4-conductor shielded cable
 Total cost of parts (less "Handilite"), approx. \$14.00



Parts list for the light-beam modulator.

Fig. 2. Drilling template for chassis holes.



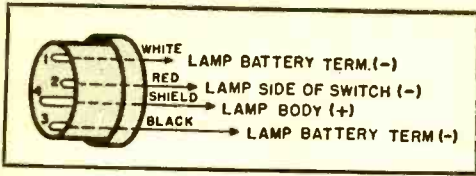



Fig. 4. Connections for plug P2 of the cable from the lamp to the modulator.

turned on. Whistling into the microphone should cause the searchlight beam to brighten. Aim the beam at the photocell of the light-beam receiver. The whistling should be heard loud and clear. In fact, all modulation with either voice or music will

then be transmitted over the light beam. With two receivers and two transmitters, a communication link can be set up that will transmit clean-cut signals over distances of 50 to 100 yards in daylight and 150 to 300 yards at night.

The author has noted the recent release by the *Burgess Battery Co.* of its Model TW4 "Radar-Lite." This unit is claimed by the manufacturer to offer a 40,000 candle-power sealed-beam headlight which will cast a brilliant beam for over 800 yards. The circuit of this lamp could be easily modified and wired into the schematic shown on page 46. Use of this new product should result in much greater ranges. -30-

This is the completed light-beam modulator. Cable connecting lamp to modulator permits the searchlight to be mounted in a higher or more advantageous location. The beam must be carefully aimed for maximum signal response.



TO OUR READERS:

WITHIN THE past few months, a great many letters and postcards have been received requesting information on editorial policies, manuscript requirements, and special electronic circuits or installations.

As a general practice, sincere inquiries concerning material that has been published in *POPULAR ELECTRONICS* are answered as rapidly as possible. However, a huge volume of mail is received daily, and some questions may require research that does not enable the most expeditious answer. All letters, or postcards, are answered if they pertain to previously published articles.

The editorial staff is not in a position to make specific recommendations as to equipment that individual readers should purchase. Choice of such items depends upon a number of personal values which cannot be conveniently predicted. Also, the

staff cannot recommend or suggest extensive modifications to previously published articles. We will make recommendations as to parts and component substitution where the indicated item is not immediately available, but drastic modifications often involve factors which we are totally unable to evaluate properly and correctly.

All manuscripts that appear in *POPULAR ELECTRONICS* under non-staff bylines have been purchased from authors. Our payment rates are among the highest in the field and are made upon acceptance of the submitted manuscript. We also pay for acceptable short items, including those that appear in "Tips and Techniques" and the small filler stories scattered throughout our pages. A submitted manuscript should be accompanied by return postage and envelope. Although we make every effort to handle material with care, we can assume no responsibility for submitted manuscripts. -30-

"NOBODY HERE BUT US TERMITES"

By ROBERT F. AMES


MILLIONS of dollars' worth of property may be saved by the use of a new electronic device to detect termites. These lowly, but relentless, foes of wood can now be discovered before they have had the chance to damage buildings. What gives them away is their own method of communication—which the new detector has revealed to be a series of "tom-tom" beats.

Developed by Roy J. Pence, entomologist at UCLA, the "Microsonic Detector" consists of three basic components. An extra-sensitive pickup is contained within a slender, needle-like probe. The needle-end of this probe may be pushed into any hard wood surface. It leaves only a tiny hole, but is sensitive enough to detect sonic vibrations made by the termites. The other end of the probe plugs into an amplifier—a small, high-gain, low-noise, frequency-selective unit. Battery-powered, it has a high receptivity to a limited band of frequencies in the over-all sound spectrum. This characteristic enables the operator to receive peak frequencies in the narrow range that contains the sounds made by termites. The operator listens to the pests via a headset connected to the output of the amplifier.


Besides its value in detecting the presence of termites, this device is expected to prove helpful in further studies of termites and other insects. In addition to the tom-tom beats, other insect sounds have been

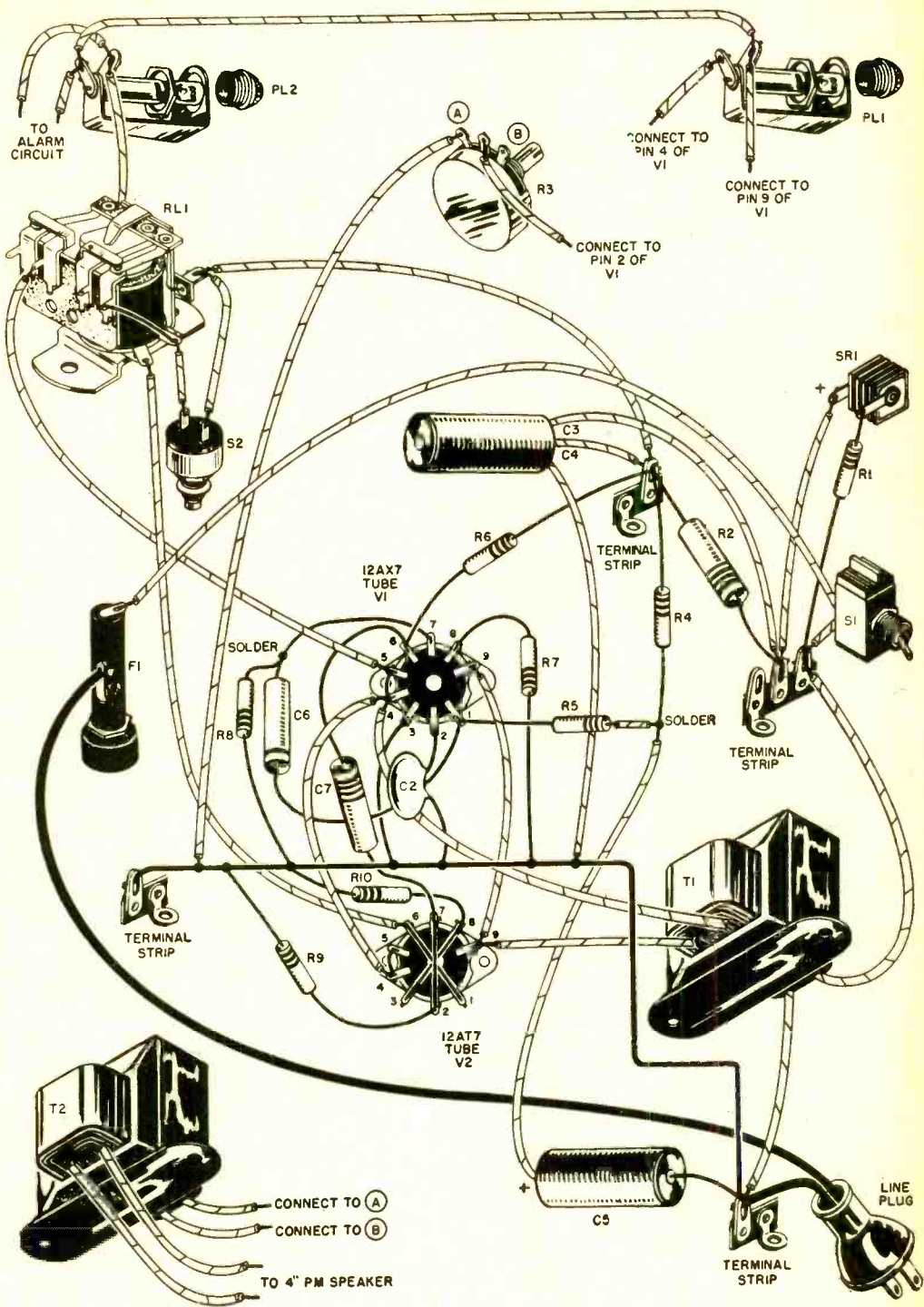
detected. One of these is a clicking sound which scientists claim is made by "sentry termites" snapping their jaws as they warn of danger. The insects seem to have a "grapevine" form of communication among themselves in which a signal made by one termite is repeated by another down the line.

Much of the technical construction work on the new detector was done by Stephen Craig (shown in the photo), who plans to manufacture units for use by termite inspectors. —30—

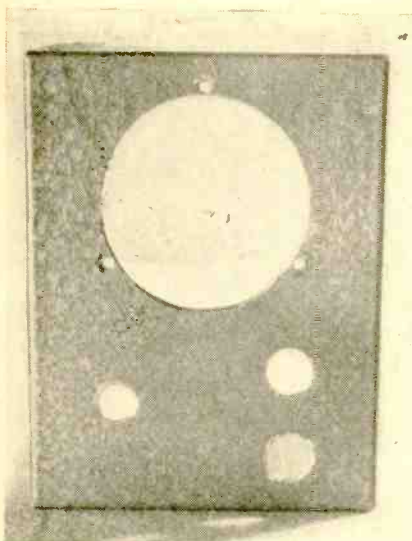


Electronic detector finds termites without need for ripping up floor.







Pictorial diagram of the alarm. It is important that the "B" side of the line be grounded to avoid shock hazard at the microphone cable. A polarized plug, as described in the article entitled "Keep Dry with the Rain Alarm," which appeared in the June issue, will be of help in this respect. As an additional precaution, insulated shielded cable should be employed to connect the speaker microphone to the main chassis (shown as leads A and B above), and connections made inside the chassis rather than by means of pin jacks as shown in the photos.



1 All machine work on the front panel, including drilling, etc., must be done before decals are applied.




2 Using a soft cloth dampened with clean water, wash the front panel thoroughly. Be sure you remove all grease, finger marks, and dirt before applying decals.

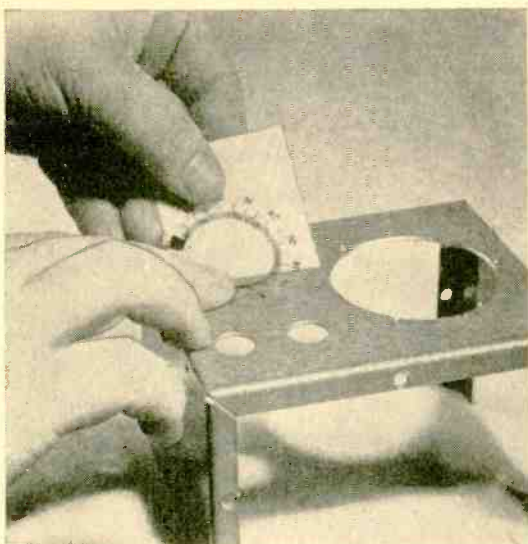


3 Make a penciled sketch of the equipment you want to label, identifying all controls. Then select and cut out decals.


How To Use Decals

4 Dip decals in clean water. Do not let them soak. Simply wet them thoroughly, then set aside for a few seconds before use.







5 In a few seconds the decals will come loose from their backings. Moisten the equipment to be labeled, then slide decals into place.



6 Using a soft cloth, press decals firmly against panel and remove excess moisture. Be sure to remove all air bubbles.




7 After all decals have been applied, set the panel aside until thoroughly dry. Next spray on two or three coats of transparent plastic, allowing the panel to dry between each coat.



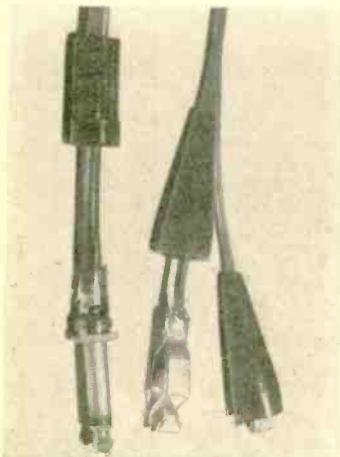
8 A completed front panel. After the plastic covering thoroughly hardens, mount controls and other parts. Compare with Fig. 1.

How To Add Extension Speakers





This baffle enclosure, mounted on a wall, provides housing for the general-purpose extension loudspeaker.

Rear view of the extension loudspeaker before baffle was mounted on wall. Terminal connectors may be clipped directly to radio speaker terminals.



Two types of speaker line cord terminations. Phone plug at left requires matching input receptacle. Clips at right are insulated for safe handling.

Photo at right shows line cord from remote loudspeaker connected to voice coil terminals of radio loudspeaker by means of insulated copper clips.



CARRYING a radio all over the house can be mighty annoying. But many of us like to listen to music and news wherever we are, whether in the workshop, laundry, or kitchen, and can't afford a radio in every room. An inexpensive and quite satisfactory solution is an extension loudspeaker. Costing considerably less than even a table model radio, an extension speaker may be added not only to radio receivers, but to TV sets or record players. You can even add one to an auto radio if you wish.

A general-purpose extension speaker is shown in the photographs. The components needed for building a duplicate unit are readily available. You can pick up the line cord (ordinary lamp cord will do fine), the clothesline cleat and the handle at a hardware or dime store.

Although parts cost is not high, if you want to "shave corners" and assemble a less expensive unit, you can eliminate all "frills"—the handle, clothesline cleat, insulated clips and rubber feet. A small loudspeaker may be used instead of the 6", 6-8 ohm job discussed here, and a home-made rather than a commercial baffle employed. If you use a 5" speaker, you'll find that a wooden cigar box may be refinished to make an attractive speaker baffle.

The mounting bracket is designed so that the baffle may be held securely on a wall by a single screw yet removed easily whenever desired. It is made up from a small piece of $\frac{1}{16}$ "-thick sheet metal stock.

To assemble the unit, first locate the four speaker mounting holes by holding the speaker against the baffle. Drill these holes carefully to avoid scratching the finish. Mount the speaker using four ornamental head machine screws, lock washers and hex nuts.

Separate one end of the lamp cord for about 6", strip the insulation, and solder the two ends to the voice coil terminals on the speaker. The other end of the lamp cord

may be terminated in one of several ways, depending on how you plan to install the speaker.

Installing Extension Speakers. For a temporary installation, set the extension speaker on a table or on the floor, run the line cord to the receiver or record player to which you wish to connect the extension speaker, and clip the leads directly to the voice coil terminals.

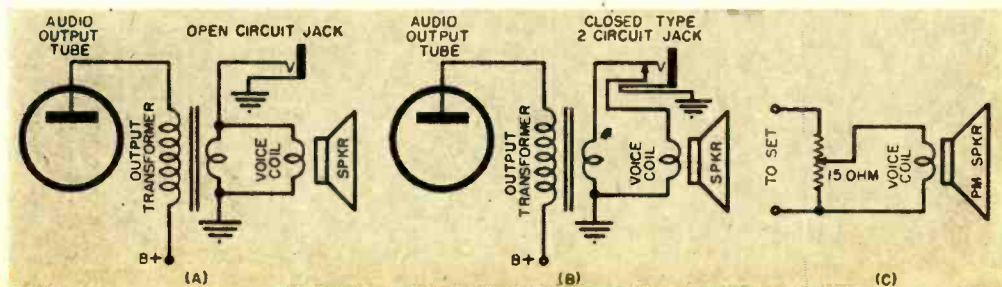
A similar procedure may be followed for a permanent installation, except that greater pains are taken. Mount the extension speaker permanently in place on the wall. Run the line cord to the receiver in a neat manner, fastening it in place along the baseboard. Use insulated staples. Solder the extension speaker leads to the voice coil terminal lugs in the receiver.

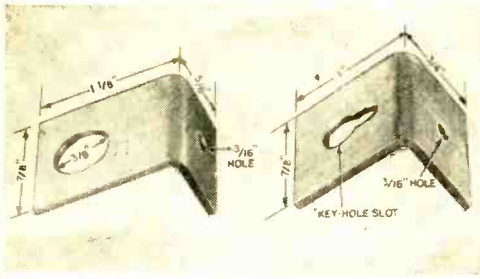
Although the "temporary" and "permanent" installations described are quite satisfactory within their limitations, you may prefer a "semi-permanent" installation. In this type of installation, the extension speaker is generally left in one location and connected to one receiver, but may be easily moved to another location or connected to another set. For example, you might want to leave an extension speaker in the kitchen during the winter, and then move it out to the patio or yard during the summer.

For this type of installation, the speaker may still be mounted on a wall and the line cord run neatly in place along a baseboard. Instead of soldering the speaker leads in place or using temporary clips, fit a phone plug on the end of the speaker line. Install a phone jack on the receiver to which you wish to connect the extension speaker.

Either an "open-circuit jack" or a "closed-circuit jack" may be used, depending on whether you wish the extension speaker and the receiver speaker to operate simultaneously or individually. If an open-circuit jack is used, the two speakers will operate simultaneously, even when the ex-


Useful circuits for installing extension speakers. Details are given in text.





Left, a "jack bracket"; right, speaker mounting bracket. Both are easily made.

A typical "closed-circuit jack" installation. Note the use of the "jack bracket."



tension speaker is plugged in (although some readjustment of the volume control may be necessary to bring the volume to the desired level). This is the type of operation obtained with the "temporary" and "permanent" installations described. The connections to use for an open-circuit jack are shown in the diagram (A).

On the other hand, if you want the extension speaker to "cut out" the receiver speaker automatically, so that only the extension speaker operates, use a closed-type, 2-circuit jack, installing it as shown in the diagram (B).

Volume Controls: In most cases, it is not necessary to provide an individual volume control for the extension speaker. The volume control in the receiver is used to set the level. There are a few installations where a volume control may be desirable, however. An example would be an extension speaker installed in a sick person's room.

The simplest type of loudspeaker volume control is an inexpensive wirewound potentiometer, connected as shown in the diagram (C). Use a 15-ohm, 3-watt wirewound unit. With this type of control, the volume of the main speaker in the receiver may change slightly as the sound level at the extension speaker is adjusted.

For more critical installations, use an especially designed loudspeaker volume

control. Typical units are the *Mallory* Type T8, L8, and TSA-10 controls. Follow the manufacturer's instructions when installing special controls.

Special Installations: One popular type of "special" installation is a "pillow" speaker. These speakers slip inside a pillow case and permit the user to listen to radio programs late at night without disturbing the rest of the household. Obtain a low-impedance pillow speaker (such as the *Telex* Type 8110), and install it in the same way you install a regular extension speaker. For best results, use a "closed type, 2-circuit jack" installation, following the circuit given in diagram (B).


In recent years, the popularity of "rear seat" extension speakers on auto radios has been increasing. Such speakers permit a more even distribution of sound.

The installation of an extension speaker in an auto is essentially like that of one in the home, except that a different baffle arrangement is employed. The extension speaker is generally mounted on the shelf behind the rear seat.

Several manufacturers offer complete "kits" for the installation of rear seat auto speakers. Such kits include the speaker, baffle, line cord and, sometimes, a simple switch. A typical kit is the *Quam* Model AS-3.

-50-

This unique speaker is designed to slip into a pillow case and permit the user to listen to late programs without disturbing anyone else.



R/C NOTES

THE BIG NEWS in R/C flying in July is the 1955 Nationals, to be held at *Los Alamitos Naval Air Station* outside of Long Beach, Calif. The dates are from July 18 through 24. To be eligible for competition in the National Championship Model Airplane Contest, you must have a model flyer's license issued by the Academy of Model Aeronautics.

This year, the event is being entirely sponsored by the Academy with the cooperation of the United States Navy, which is acting as host. An excellent guide to the Nationals for both contestants and observers is the "Official Model Aircraft Regulations for 1955-1956," just issued by the Academy. We suggest that you write to the Academy at 1025 Connecticut Ave., Washington 6, D. C., for further information on the contest and to obtain a copy of the "Regulations."

ALL OF THE R/C EQUIPMENT included in the build-it-yourself articles in recent issues of *POPULAR ELECTRONICS* has been crystal-controlled for use on 27.255 mc. The reason we have emphasized the use of this frequency when, actually, there are three other bands also available in the Citizen's service, is that we feel equipment required for 27.255-mc. operation is less complex, more stable, less expensive, and in general, more suitable for our readers than equipment that would be required for the other frequencies.

Also, in contrast to using regular radio amateur bands, no operator's license is required for operation on 27.255 mc.; only the equipment must be licensed. The latter consists merely of filing a form 505 with the FCC and noting therein that the equipment used is crystal-controlled. (However, the operator must be 18 years old or over, and a citizen of the U. S.)


As any of you who have flown R/C model airplanes are aware, the 27.255-mc. band is relatively crowded, especially at contests. We've also had letters from readers who want to build radio-controlled garage door openers but don't want their equipment to interfere with their neighbors', as would be the case if 27.255 mc. were used.

The solution to these problems is relatively simple. Use the other Citizen's

bands! These other bands are open for radio control, telegraphy, voice communication and, in fact, anything that is not covered under the other existing frequency allocations—provided you get an equipment license from the FCC. (For telegraphy, an operator's license is also required.)

These other bands run from 460 to 468 mc. As you can see, the frequency of operation is in the u.h.f. spectrum and special construction techniques are required. However, if you think you would like to try some equipment in this range, let us know and we'll be happy to publish some stuff for you. One definite advantage of operating on these frequencies is that you can use more power (10 watts vs. 5 watts on 27.255 mc.).

AN UNUSUALLY SMALL SENSITIVE RELAY designed for use in R/C boats, aircraft, cars, etc., has just been marketed by the *Advance Electric and Relay Co.* of Burbank, Cal. The new relay, the "SO," occupies only $1\frac{1}{8}$ " x $1\frac{7}{32}$ " x $1\frac{1}{4}$ " space and weighs only $1\frac{1}{2}$ ounces. It normally operates on about 10 milliwatts of power but can be adjusted to use about 2 milliwatts.



This relay can withstand up to 10 G shock and up to 20 G vibration. It can be furnished with any one of three coil resistances: 4000, 6500, or 10,000 ohms.


WE'VE JUST RECEIVED a very interesting letter from Mr. Phillip H. Jensen, who is vice-president of the *International Association of Automotive Modelers*, an organization concerned with promoting the construction of scale display model autos, both foreign and classic. Since every radio-controlled model auto must have a chassis and body, he points out, why not use a scale model? This organization can supply plans of many foreign sports cars and will soon have a number of classic car plans available for any R/C fans who are interested.

The *Association* will welcome R/C auto modelers into the club, provided that the models involved are sports, classic, antique, or racing types built to scale.

Anyone wishing to practice two very interesting hobbies at the same time can contact Mr. Jensen at Skyview Drive, R. D. 1, Cohoes, New York, for more information.

Rejuvenate

R/C BATTERIES



Subchassis view of the complete rejuvenator.

By PAUL F. RUNGE

Don't waste money by discarding batteries which test low; this rejuvenator extends their life.

IT IS a safe bet that quite a number of R/C batteries are discarded as worn out long before their active life is really over. This procedure is not only expensive but also entirely unnecessary when the simple process of rejuvenation is used.

Rejuvenating a dry cell is entirely possible, theoretically and practically. Many of the larger electronic manufacturers have published plans for rejuvenators in some of their books and pamphlets.

In practice, as a dry cell is used, the carbon electrode gathers hydrogen. If the drain is fairly high, hydrogen gathers faster than the battery can dissipate it during the "off" periods. Consequently, when it is used again, only a little of the hydrogen has been removed. Continued operation adds more hydrogen, with the result that the battery becomes useless long before the chemical agents in it have been fully used.

Ideal operation of dry cells calls for intermittent use spaced out over a period of time. In this way, the zinc container will be well used up when the battery shows signs of wearing out. In radio control, batteries are employed fairly frequently and the drain is high, so that the zinc is barely touched and the chemicals only slightly used. However, the hydrogen keeps the battery from functioning the way it should.

To rejuvenate a battery, the carbon elec-

trode should be depolarized. This depolarization assists the battery chemicals in removing the hydrogen after each use.

Tests indicate that R/C batteries—from the smallest pen cell to the 67½-volt transmitter "B's"—when rejuvenated after each use, will last two to four times as long as when they are not. Under average conditions, the active R/C'er will save the cost of a rejuvenator in less than a season.

Because R/C batteries are generally small in size, the design of the rejuvenator can be considerably simplified. The charger to be described uses the battery itself as a capacitor, and thus will automatically adjust its voltage and current to the size of the battery being charged. The design also allows for complete enclosure, minimizing shock danger. Construction is very simple, since a minimum of parts is used.

Begin by drilling the three holes required in the *Bud* "Minibox." Install grommets in the a.c. cord and battery-lead holes, and mount the switch with its "on-off" plate onto the cover.

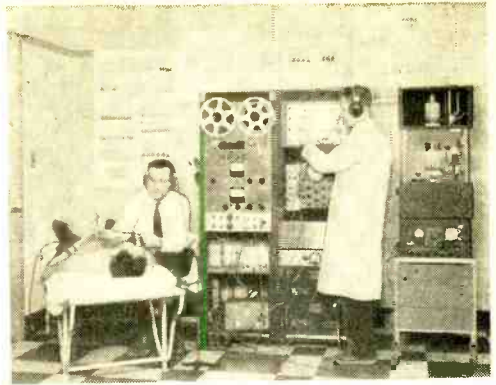
Insert the a.c. cord and tie a knot on the inside so that it cannot be accidentally jerked back through the grommet. Solder the two leads to two poles on the double-pole, single-throw toggle switch. Such a toggle switch is used so that, when the charger is turned off, the circuit will be

(Continued on page 107)

"Photographing" the Heart Beat

A NEW TECHNIQUE for illustrating visually the sound of the human heart has been developed during the past year at the Johns Hopkins University Department of Medicine in Baltimore, Md. Called "spectral phonocardiography," the process results in pictorial photographic records of the heart sounds. Currently being used as an aid in teaching medical students, it also has a growing application as a diagnostic tool.

Spectral phonocardiography resulted from a research project headed by cardiologist Dr. Victor A. McKusick and electronic engineer George N. Webb. It is related to the idea of "visible speech" which originated at the *Bell Telephone Laboratories*.




The process involves the use of a special capacitor microphone, magnetic tape recorder, a vibration analyzer, and other electronic instruments. -30-



Kit Mounts Rear Seat Auto Speaker

A REAR SEAT SPEAKER GRILLE KIT for car radios is the latest addition to the *Walsco*



line of radio-TV products. Easily installed in all makes of automobiles, the new kit is available in two sizes—for a 5" x 7" speaker and for a 6" x 9" speaker. Both the baffle plate and metal grille screen are finished in gray hammertone.

Included in each kit are the baffle plate with screening, 15 feet of cable, all necessary hardware, a crossover switch for selecting front, rear, or both speakers, and complete instructions. List prices are \$3.75 for the smaller kit, and \$4.50 for the large size. Jobbers and dealers can also purchase the grille alone from *Walsco* without the switch and cable.

For more information on this auto accessory, write to *Walsco Electronics Corporation*, 3225 Exposition Pl., Los Angeles 18, Calif. -30-



Electronic Tests to Improve Beef

BETTER BEEF FOR BRITONS is the aim of a new electronic harness being worn by a test group of cattle. This device registers how many times a day the grazing animal stretches its neck to chew grass, how often it lies down and stands up, and even the number of times it twitches its tail. Every movement is recorded by the equipment as a series of wavy lines on a constantly moving paper tape.

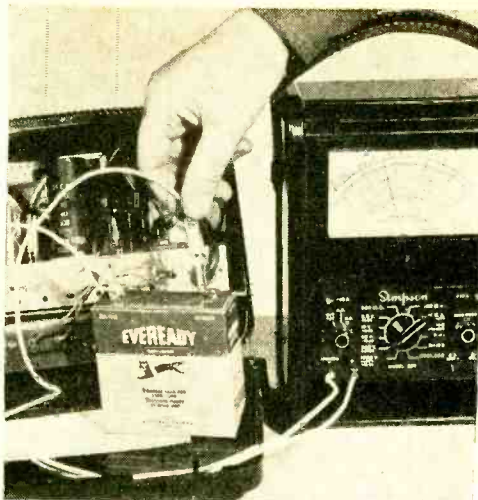
Tests made with this harness are helping scientists learn which grasses cattle like best and which are most effective in helping the animal to gain weight. The number of mouthfuls of grass eaten to add a pound of beef is accurately determined. Better milk production is also expected as

a result. The equipment was made by *Burgess Products Co., Ltd.*, Gateshead, England. -30-






MINOR defects, amendable by the owner, often occur in small radios. The faults and correction techniques illustrated in the photographs on these pages can usually be handled by someone with some electronic knowledge. The radio used as the "guinea pig" is a *Sentinel* Model 335P a.c.-d.c.-battery portable with a 4½-volt "A" battery and 90-volt "B" battery, drawing 35 watts on a.c.




If the radio operates on a.c., but not on batteries, measurement of battery voltage is in order. A 90-volt battery should measure at least 85 volts with the set in operation.


How to Keep Your



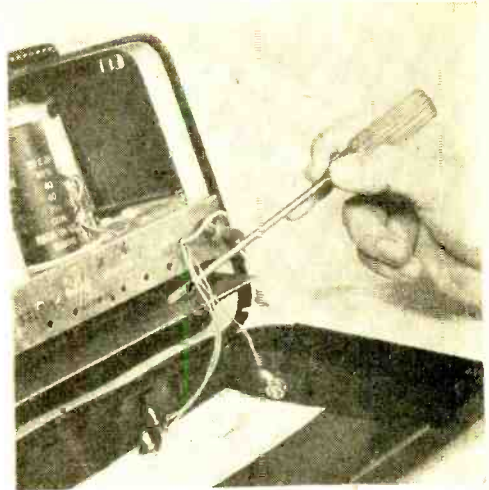
← If components fastened to the cabinet prevent the chassis from being taken out, they must be removed. If unsoldering is necessary, perform the operation very carefully to avoid damaging components. Here two wires are unsoldered from an adjustable capacitor across a built-in loop antenna.



After chassis has been removed from → the cabinet, use a pair of flexible wire leads to connect the radio lead-in wires temporarily to built-in loop antenna. The chassis may be "hot" to ground, depending upon power plug polarity. Before attempting any repairs, check for presence of a.c. voltage between chassis and ground. If any voltage is detected, reverse the power plug.




Connect a milliammeter in series with one "B" battery lead. Compare reading with service data or normal reading on same receiver. Excessive current may indicate a short circuit.



Trouble not caused by batteries may require chassis removal. A Phillips-type screwdriver may be required to loosen the screws holding the chassis in place in the cabinet.


Portable in Operation



Other parts, such as capacitors and resistors, may be roughly checked with an ohmmeter by disconnecting one terminal. Try a few new components to learn about what to expect of good equipment so that you can recognize a faulty component when it turns up in your portable. —30—

← With the radio turned on, gently push each tube down to be sure they are all properly seated. If none of the tubes are lighted, any one may have an open filament. Remove power and check filament of each tube with an ohmmeter. If the radio operates on batteries, but not on a.c., the selenium rectifier (right) may be at fault.

The loop antenna may be checked → with an ohmmeter set on a very low scale. A reading of one ohm or less indicates that antenna is O.K. One wire should be disconnected from the capacitor for this check. The capacitor itself may be checked with the ohmmeter set on a very high scale. A reading of infinity will indicate that the antenna capacitor is normal.



Tuning the Short-Wave Bands

By HANK BENNETT

SEVERAL TIMES in the past, readers have asked where they could obtain a good map of the world that would be useful as well as ornamental. I believe that I have located a good one showing the world centered on New York City. This Great Circle Chart, an extremely accurate chart of the world, is constructed on the "Azimuthal Equidistant Projection," and shows the shortest distances and Great Circle directions from New York City to all places in the world. Distances are available in statute and nautical miles and kilometers.

This chart has already proved of great value to aviation, professional and amateur radio operators, newspapers, shipping, schools, and also for geographical work—especially in connection with the new concept of global geography which includes consideration of the polar regions.

The chart circle, 35" in diameter, is printed on a sheet 43" x 36". The center of the circle, and also the circle of the world, is in New York City, a few blocks south of the 33rd Street Pennsylvania Railroad station (longitude 74° west and latitude 40°, 45 minutes north). Each degree from 0° (north) to 360° is marked on the circumference. All straight lines drawn through the New York center are Great Circles on the earth's surface. Latitude and longitude lines are spaced at 5° intervals.

A straight line drawn from New York to any other place on the globe indicates the shortest route to that place, and other places along the route are seen at a glance. This line extended to the circumference gives the degrees of azimuth or original Great Circle course; this is also the direction for pointing radio aerials. ("Azimuth" is reckoned in degrees, clockwise, east of north. Thus, east is 90° azimuth and west is 270° azimuth.)

Chart No. 3042 may be obtained from the Washington and New York offices of the U. S. Coast and Geodetic Survey, or from its authorized chart agencies, for 40 cents.

A READER HAS SENT US a copy of a letter from Radio Station HCJB, Quito, Ecuador.

This is one of the easier short-wave stations to hear, especially on 11.915 mc. The letter, which reads as follows, is signed by D. S. Clark, Field Director.

"The Technical and Program Departments appreciate very much your recent letter reporting on the reception of our programs in your area. Since we are now in the process of building and installing new equipment as well as improving some of the old transmitters and antennas, we are naturally interested in knowing just how well our signals are reaching various parts of the world.

"For some time now, our short-wave broadcasts have been going out from Pifo, a small town about 12 miles east of Quito. Here are located five of our present six transmitters with their associated equipment. A piece of land, consisting of some 50 acres, is ample for our transmitting building, our diesel building which houses a diesel power plant capable of supplying some 400 kw. of electrical power, and high gain antennas, as well as homes for both foreign and national staff. The short-wave antennas consist of two sets of "curtains." One set is bi-directional for North and South America; the other is uni-directional for either Europe or the South Pacific. There is also a 275' tower which serves as antenna for our local long-wave transmitter.

"Our present equipment consists of one 10-kw. and four 1-kw. transmitters in Pifo and one 500-watt transmitter in Quito. The 10-kw. transmitter operates on both 17.890

One of P.E.'s New England reporters, John Flanagan, hails from West Newton, Mass. His DX'ing is done with a Hallcrafters SX-42 and a long wire antenna.



POPULAR ELECTRONICS

mc. in the 16-meter band and 11.915 mc. in the 25-meter band. There is a 1-kw. transmitter on each of the following frequencies: 15.115 mc. in the 19-meter band, 9.745 mc. in the 31-meter band, 6.050 mc. in the 49-meter band and 700 kc. long-wave for local reception in Quito.

"Our studios are located in Quito; we now have four studios and three control rooms. The programs are relayed to Pifo by a high-frequency FM link. Three FM transmitters provide for a total of three simultaneous programs as well as telephone communication between studio and transmitter personnel. During a large portion of the day, two different programs are broadcast simultaneously.

"We trust that reception in your area will be such that you will want to be a regular listener to HCJB. Sunspot activity is now on the increase, which promises improved short-wave reception in the next few years."

Now FOR THIS MONTH'S listings. All times are based on Eastern Standard Time, 24-hour clock system.

BURMA—The *Burma Broadcasting Service* will probably have its four new RCA 50-kw. short-wave transmitters in test use soon after February 1, 1956. There will be an automatic antenna switching system which can switch any of the four international broadcasting transmitters to any of the 17 antennas (six of which are rhombics) within 15 seconds. Broadcasts can be made in four different languages simultaneously to four different target areas. (Scheiner, N. J.)

CANAL ZONE—A widely reported station located at Fort Clayton and operated by the U. S. Army as the Caribbean Forces Network is being heard occasionally on 7625 kc., parallel to ACA (790 kc.) and ACB20 (1420 kc.). The short-wave outlet is not always used but has been noted late evenings with ball games relayed to Puerto Rico as well as some Armed Forces Radio and TV Service programs.

COSTA RICA—TIHBG, 6015 kc., *Radio Cristal*, San Jose, is being heard on 6015 kc. although announcements give channel as 6006. (Legge, Va.)

DOMINICAN REPUBLIC—HI8Z, Santiago, has moved to 6076 from 5023 kc., and is being heard at 1900-2200. HI1N, *La Voz de la Reeleccion*, formerly located at Ciudad Trujillo, is now in Santiago, and can be heard at 1900-2300. (Legge, Va.)

EGYPT—Cairo, 17725, is used for the 0630-0930 transmission for South Asia, replacing 15315. The 11674 channel operates at 2330-0130 to Latin America, replacing 12032 kc. The 11670 Cairo channel is no longer heard with 0945-1700 Arabic transmissions.

July, 1955



Radio Prague, Czechoslovakia, sends a card showing a glossy photograph of the City of Prague to everyone who turns in a report of reception. The schedule to North America appears on the reverse side of the card.

ENGLAND—Some new frequencies of the BBC are: 6080 kc. (MCV), 6140 (MCW), 21660 (MCX), and 21740 (MCY). The following frequencies of the BBC have now been allotted call signs: 3952.5 kc. (MCM), 5975 (MCP), and 5990 (MCU). The program in French at 0645-0700 in the far eastern service has been discontinued and replaced by Vietnamese. (*World Radio Handbook*)

FRENCH GUIANA—In response to letters, the address of Cayenne on 6200 kc. is *Radiodiffusion Francaise de Cayenne*, Cayenne, French Guiana. Address your reports in care of A. LePrado, Le Chef de Centre de la *Radiodiffusion Francaise de Cayenne*. (Hart, N. J.)

GREENLAND—Station KOLD, "The Voice of Information Services for Thule Air Base," Thule, does not operate on 4425 kc. as previously reported, but on 1425 kc. with 1 kw. in English at 0600-0000 daily. (Scheiner, N. J.)

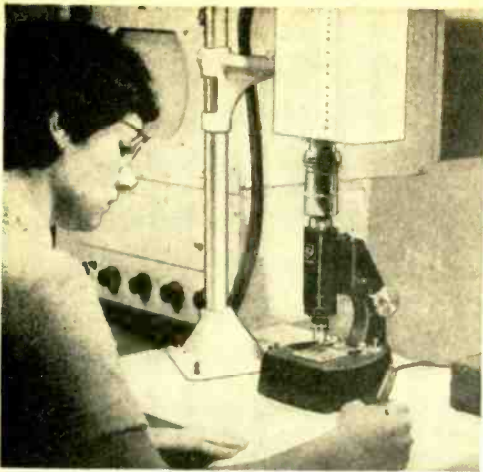
GUATEMALA—TGCQ, *Radio Central*, Guatemala City, formerly on 9700 kc., is now being heard at 1900-0000 on 6412 kc. TGNA, on 11850 kc., is still being heard well at 2200-2330. (Legge, Va.)

HONDURAS—Latest changes include HRN, Tegucigalpa, moving to 5873 from 5885 kc., and heard at 1900-2200. HRP1, San Pedro Sula, has moved from 6360 kc. to 5995 kc. and is heard at 1900-2200.

ITALY—A new channel for Rome is 6060 kc., replacing 6010 kc. Schedule runs from 2000 to 2210. English news and talks noted at 2120-2140 in North American service, parallel to 9570 kc. (Wilson, Del.)

LIBERIA—ELWA, Monrovia, on 11798, is a new station testing from 1115 to 1330 with religious programs, mainly in English. Best heard in the USA at 1230-1330 with BBC; 11800 kc. is off the air. (Buettner, Germany; Legge, Va.)

(Continued on page 96)



Extending Microscope Vision

A CLOSED CIRCUIT TELEVISION camera may be mounted vertically to extend the vision of a laboratory microscope by means of a new stand produced at *Kay Lab*, 5725 Kearny Villa Rd., San Diego, Calif. This application, important in education and industry, permits a microscope image to be presented on a large TV screen, and enables large numbers of observers to study with comparative ease the object beneath the microscope lens. Any number of remote viewing monitors can be connected to the system. Monitor screens can be located thousands of feet from the camera.

Similar mounting stands adapt the television camera to telescopes, transits, and periscopes. —30—

Versatile Code Oscillator

AVAILABLE AS A BUILD-IT-YOURSELF KIT is *Ameco's* new code practice oscillator. This unit will operate on 110 volts a.c. or d.c. and has a built-in 4" speaker. Other features include a filter to remove key-click noises; variable tone and volume controls; and provisions for several headphones or keys. After the




code has been learned, the oscillator may be converted to a c.w. monitor.

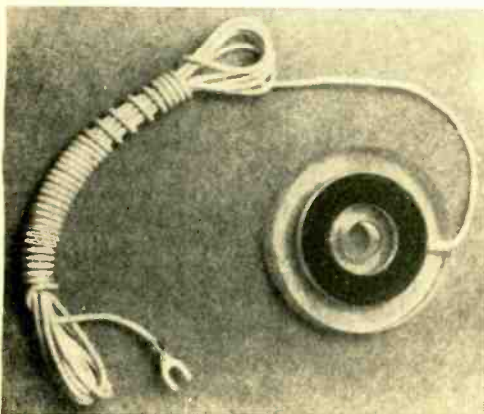
The kit, with instructions but less tubes, sells for \$11.75, net. For more information, write to *American Electronics Co.*, 1203 Bryant Ave., New York 59, N. Y. —30—

Hearing Aid Uses Five Transistors

FIRST ON THE MARKET to use five transistors, the new hearing aid introduced by the *Maico Company*, Minneapolis, Minn., reverses the trend toward small size and concealment in hearing aids. It weighs about six ounces and is several times larger than the smallest *Maico* models available. Size of the



aid, according to the manufacturer, is of minor importance to those whose hearing loss is profound and who will gladly wear a larger, more powerful aid in order to hear again. Called the "Monarch 5," it features a top-mounted microphone. —30—



Novel TV Antenna

IN THE FORM OF a small plastic disc (vest-pocket size), the new "Clear-Vue" TV antenna is said to serve as a substitute for the bulky rabbit ears or outdoor antenna. It is small enough to be hidden from view, easily installed in a few seconds, and is recommended for the family which cannot have a roof antenna or which needs an extra antenna for the second TV set in the house.

Available in two sizes, the new device is priced at \$1.00 for the "Junior" and \$2.00 for the "Senior." It is presently sold by mail order from *G. Dalamango*, 160-26 26th Ave., Flushing 58, N. Y. —30—

AMA-TOURING

with Roger Legge



WHEN listening on the amateur bands, you have undoubtedly noticed the great variation in reception conditions from day to day, with stations from distant areas coming in well on some days, but only stations from nearby countries being audible on other days.

This day-to-day variation in reception is due to changes in the ionosphere, the area 30 to 250 miles above the earth, in which ultraviolet radiation from the sun causes gases to break up into little particles of charged electricity called ions. Ionization causes radio waves to be reflected back to the earth at varying distances from the transmitter, but if the density of the ionized layer is too low, a radio wave of a particular frequency will penetrate through the layer and not be reflected back to the earth.

The condition of the ionosphere is constantly changing, as a result of variation in the amount of ultraviolet radiation from the sun. There are particularly extensive disturbances in the ionosphere when there are sunspots on the side of the sun facing toward the earth. During such severe disturbances, which may last for several days

or more, reception on the high frequency bands—including the 14-mc. band—is usually poor.

It is therefore desirable to observe the general transmission conditions by tuning across the band and noting the areas from which stations are coming through, or tuning across the U. S. phone portion of the band and noting what stations are being called or contacted by the USA stations.

Notice of ionospheric conditions is transmitted by National Bureau of Standards radio station WWV at 19 and 49 minutes past each hour on 2.5, 5, 10, 15, 20 and 25 mc. WWV indicates propagation conditions by transmitting (in c.w.) N for normal, U for unsettled, or W for warning of a disturbance in progress or expected during the next several hours. The letter is followed by a number indicating forecast of conditions on North Atlantic paths, using numbers between 1 (useless) and 9 (excellent).

European Amateurs

Reception of European amateurs is much more dependent on favorable ionospheric

In these forecasts, based on information obtained from the National Bureau of Standards, the 24-hour clock system has been used. The hours from midnight until noon are shown as 0000 to 1200, while the hours from 1 p.m. to midnight are shown as 1300 to 2400. EST represents Eastern Standard Time; PST is Pacific Standard Time, three hours later than EST.

JULY DX FORECAST FOR 14-MC. BAND

From	In Eastern & Central USA (EST)	In Western USA (PST)
West Indies, Central America, Northern South America	0600-2300 Best 1700-2200	0600-2200
Southern South America	1600-2300	1600-2100
Europe and North Africa	0600-0900 1400-2000	1300-1700
Central and South Africa	1500-2000	1400-1800
Near and Middle East	0600-0700 1500-1900	1400-1700
Far East	0630-0830	1800-0100
Australia and New Zealand	0700-0900	1900-2300

conditions than reception of the Latin American stations reported last month.

During July, 14-mc. band European stations should be heard in Eastern and Central USA at 0600-0900 and 1400-2000 EST, with best reception at 1500-1800 EST. In the Western USA, Europeans should be heard irregularly at 1300-1700 PST.

The most frequently heard European countries are England (G), France (F), Germany (DJ-DL), Italy (I), Portugal (CT1), Spain (EA), and Switzerland (HB). Other countries that are not too difficult to hear are Belgium (ON4), Denmark (OZ), Ireland (EI), Netherlands (PA^ø), Scotland (GM), and Wales (GW). The remaining European countries are more difficult to hear, except where one particularly active station (such as CS3AC—a U. S. Air Force ham station in the Azores, or OE13USA—a U. S. Army ham station in Austria) provides more frequent reception than would normally be expected from that country. Amateur stations in the Eastern European countries are rarely heard on phone at present, but there are a few stations operating on c.w. in these countries.

Here are some of the rare European countries to listen for:

Liechtenstein—Situated between Switzerland and Austria is the tiny principality of Liechtenstein, with an area of only 62 sq. miles. Amateur radio activity is provided occasionally by a Swiss amateur, who takes a portable transmitter along while on vacation there; so watch for Liechtenstein this summer. The most recent operation was by HB1MX/HE1, heard on 14.14 mc.

Monaco—Another tiny principality which has depended mainly on visiting operators for amateur activity is Monaco, on the south coast of France, best known for its gambling casino at Monte Carlo. However, the *Radio Amateur Call Book* now lists several stations with Monaco addresses, including 3A2AU, 3A2AX and 3A2BA; so one of these may provide reception from this rarely heard country.

San Marino—The independent republic of San Marino, located in the mountains of eastern Italy, is represented on the amateur bands by M1B. He apparently does not operate too often, but when he is on, he seems to put through a good signal. Watch for M1B around 14.16 mc.

Sardinia—In the Mediterranean, west of Italy, is the island of Sardinia, whose amateurs can be distinguished from the more numerous Italian stations by their use of the IS1 prefix. The Sardinian station most recently noted was IS1BV on 14.19 mc.

Other European Countries—The following are stations heard recently from other European countries, arranged alphabetically by call letters. The frequencies noted are subject to variation, due to use of variable frequency control.

CT1 (Portugal): CT1CL, 14.18; CT1EX, 14.175

CT2/CS3 (Azores): CS3AC, 14.32; CT2AG, 14.14

DL/DJ (Germany): DJ1ZH, 14.18; DL4FH, 14.16

EA (Spain): EA2AS, 14.14; EA4BF, 14.11

EI (Ireland): EI4J, 14.11; EI6E, 14.14

F (France): F7SHP, 14.16; F9RM, 14.17

G (England): G2AMG, 14.17; G3DO, 14.19

GC (Channel Islands): GC3EBK, 14.18; GC6FQ, 14.13

GD (Isle of Man): GD3IBQ, 14.12; GD3UB, 14.11

GI (Northern Ireland): GI3CWY, 14.19; GI3GXP, 14.15

GM (Scotland): GM6HW, 14.16; GM8MN, 14.19

GW (Wales): GW3EHN, 14.13; GW4CZ, 14.12

HB (Switzerland): HB9JZ, 14.19; HB9KM, 14.19

I (Italy): I1BDV, 14.185; I1TDJ, 14.15

IT (Sicily): IT1BXX, 14.18

LA (Norway): LA3G, 14.14; LA4KD, 14.10

OE (Austria): OE13JM, 14.20; OE13USA, 14.31

OH (Finland): OH5NQ, 14.11; OH9OC, 14.13

ON (Belgium): ON4CR, 14.11; ON4VK, 14.15

OZ (Denmark): OZ3Y, 14.14; OZ9G, 14.16

PA (Netherlands): PA^øJG, 14.14; PA^øULA, 14.19

SM (Sweden): SM5LL, 14.16; SM6SA, 14.30

SV (Greece): SV^øWM, 14.13; SV^øWS, 14.18

TF (Iceland): TF3MB, 14.14; TF5SV, 14.12

YU (Yugoslavia): YU1GM, 14.16; YU2DB, 14.16

ZB1 (Malta): ZB1AJX, 14.14; ZB1CM, 14.12

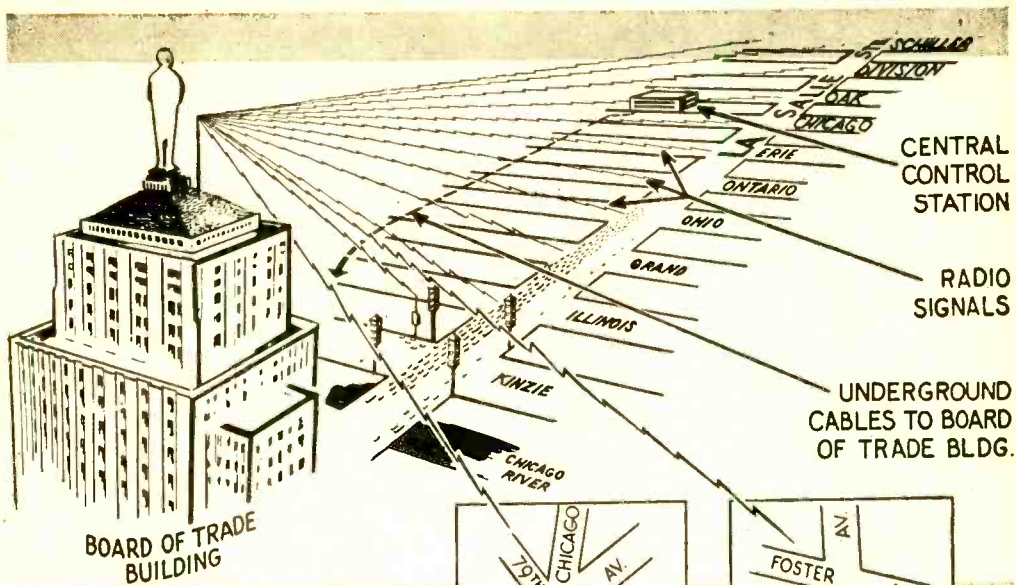
ZB2 (Gibraltar): ZB2A, 14.12

9S4 (Saarland): 9S4AQ, 14.19; 9S4CG, 14.16

Enjoy yourself listening to the Europeans. Next month we will have some tips about hearing stations in Africa.

QSL - REF	ANDORRA	QSL-DIRECT
1ST OP AL HIX	FIRST AUTHORIZED OPERATION IN ANDORRA	2ND OP W8PQQ
F7AR JAPAC 784QF W8PQQ	PX1AR	F7AT DL4FA JA2AG WOHZA
W3	CONFIRMING OUR <i>885</i> <i>22 Aug</i> GHT 2236 1951	
TO S.W.L.	R - S - T - ON/4 MC ONE <i>phone</i>	
3KW GAS GENERATOR	TX-M9 RX-SX28 2 EL. FIXED BEAM. E. & W.	7000 FT. ELEVATION

This QSL is from the very rare country of Andorra. Ham operation resulted from the visit to this country by Al Hix, W8PQQ.



Electronics Controls City Traffic

Coded radio signals activate traffic lights in system that is better and cheaper than conventional controls.

AFTER trying every known method of traffic control, Chicago authorities have decided that electronics can succeed where all else has failed. The largest of its kind in the world, a system which utilizes radio waves to regulate traffic on busy city streets is expected to be in operation this summer.

The City of Chicago has been authorized to transmit radio signals for traffic control purposes. A 250-watt FM transmitter will operate on 27.255 mc. The antenna, atop the Board of Trade Building, will tower 605 feet above the ground. This point is connected by cable to "Central Control" at the Bureau of Electricity, 405 West Chicago Avenue.

"Central" transmits coded radio tone signals to receivers located at critical intersections. Each receiver is equipped with a decoder which responds only to messages intended for its particular corner. The

traffic control light at that corner is then actuated. A signal intended to operate the light at any given corner will be ignored by the mechanisms at all other corners.

Electronic devices enable the best signal timing to be put into operation automatically each day, modified as necessary for traffic movement and weather conditions. Current plans call for three automatic changes each day.

Thus far, of the 3000 stop-and-go signals in service, 450—at intersections of heavily unbalanced traffic—are equipped with radio control. If conventional methods were used to connect these 450 signalized intersections using cable, the estimated cost would be \$3,375,000—many times the cost of using radio control to do the same job.

The Chicago system, engineered and set up by the *General Electric Company*, may well set the pattern for traffic control by electronics all over America.

-30-

DISTORTION

in Hi-Fi equipment

(PART 2)

By NORMAN H. CROWHURST

SOME OF our readers will probably remember when early radio, phonograph and telephone instruments were hailed as being so lifelike in their reproduction that they virtually eliminated time and distance. Of course they weren't *quite* perfect in those days, but pretty close to it. Since then we have come a long way in reducing all kinds of distortion, but we still fall short of *perfect* reproduction. The human ear is both an extremely tolerant and an extremely critical "instrument."

As already pointed out (POPULAR ELECTRONICS, June, 1955, p. 73), frequency response is the quality about reproduction which can be most readily identified. A simple audio oscillator, vacuum-tube voltmeter, and an oscilloscope may be used to

view program waveforms, and to make simple listening tests; but there is another way of checking frequency response.

Square Wave Testing

This method employs an oscilloscope with a different kind of oscillator: instead of using a pure sine-wave tone, the wave-shape is electronically changed into a square wave. Mathematicians have shown that a square wave can be synthesized by adding together a whole family of sine waves whose frequencies are related in proportion to the odd numerals 1, 3, 5, 7, etc. Figure 1 shows some of these component waveforms building up towards an ultimate square wave.

When a system has a perfectly flat fre-

Fig. 1. Square waves are formed by a series of frequencies or harmonics of the same frequency. At (a), the fundamental is being combined with its third harmonic; the resultant wave is shown as the heavy line. At (b), the resultant from (a) is combined with the fifth harmonic to produce another heavy line that more closely resembles the square wave.

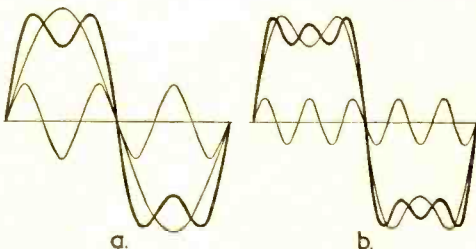
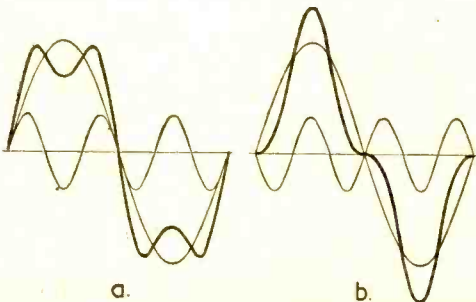


Fig. 2. This is a demonstration of phase in waveshaping. Part (a) is identical to (a) above, but in (b) of this drawing the timing, or phase, of the third harmonic has been slightly shifted. The resultant wave drawn as the heavy line is now quite a different shape and could not be classed as a useful square wave for testing hi-fi equipment.



In the second part of this series, the author discusses distortion and how it is found in hi-fi equipment with square wave tests.

quency response, a square wave applied to its input will produce a square wave at the output. But any deficiency or over-emphasis of some of the frequencies will change the shape of the waveform because all the component frequencies will not be uniformly amplified. Thus, frequency response can be judged at a glance, without having to plot out a number of points on a graph. But this method of testing not only

shows up discrepancies in frequency response; it can also be used to identify a number of other defects, including an associated form of distortion that is sometimes important and which is known as "phase distortion."

Phase Distortion

This form of distortion occurs when all the component frequencies in a waveform

Fig. 3. Examples of oscilloscope traces during square wave tests. At (a), the undistorted square is shown. Trace (b) has a cut corner, indicating a little high frequency loss and phase distortion. At (c), a greater amount of high frequency loss is shown. Trace (d) shows too much high frequency response, or "ringing" in the amplifier. At (e), the same effect is pictured with slightly different amplitude and frequency. Drawing (f) represents low frequency loss and associated distortion, while (g) shows low frequency phase distortion without appreciable loss. Trace (h) depicts low frequency amplitude with phase distortion. At (j), there is low frequency accentuation with no phase distortion.


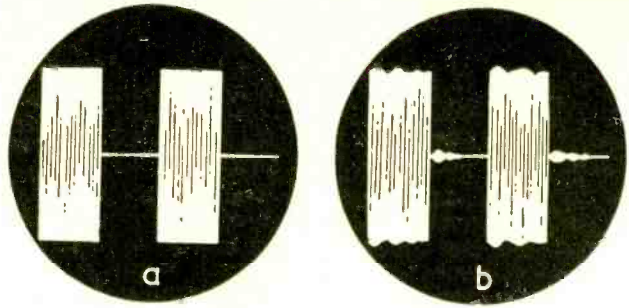


Fig. 4. To determine the presence of transient distortion, a high frequency audio wave in (a) is being switched off and on at regular intervals. The pattern is essentially square. In trace (b), the same wave pattern is shown after passage through a hi-fi system having a small amount of transient distortion.



do not arrive at the output with the same timing that they had in the input waveform. The effect of this change is illustrated in Fig. 2A, where a waveform made up of a fundamental and third harmonic is shown together with its component sine waves. This might be the input waveform. Figure 2B shows the effect of changing the phase of the higher frequency relative to the lower one without changing amplitude. Note that the composite waveform looks completely different from the original one, although the relative amplitude of the two component frequencies has not been changed.

The oscilloscope provides a particularly good way of observing this change in phase relationship, and is probably the simplest means of detecting phase distortion. This kind of distortion is unnoticeable to the ear until one of the frequencies has changed its timing by the equivalent of several complete periods or waves.

Transient Distortion

A third form of distortion that shows up quite well with square-wave oscillo-

scope testing is called "transient distortion." This term is used to describe a form of distortion that sometimes appears when frequency response is apparently perfectly flat within the audio range with which we are concerned. Although the equipment gives a flat response when measurements are made with a steady tone of sine waveform being applied at different frequencies, it may not behave so well when the tones are applied suddenly in short bursts, or when a tone first starts.

Distortion of this kind can be particularly detrimental to the reproduction of music from percussion or string type instruments. It can be demonstrated or detected by the use of square waves because the wave departs from a square in a manner different from the departure caused by deficiency in frequency response. Such detection is illustrated by the group of waveforms shown in Fig. 3.

Another method of detecting or demonstrating transient distortion uses a short burst of tone at a particular frequency. Here the envelope, or outline, of the input wave is rectangular but the output—instead of being rectangular—shows a kind of bounce effect, as illustrated in Fig. 4. This is the particular aspect of transient distortion that makes reproduction of instruments like the piano sound unreal.

(Continued on page 106)



These two instruments are readily available kits for the experimenter and technician. Above is the HEATHKIT square wave generator Model SQ-1. At right is the EICO generator for both square and sine waves, Model 377. Both are reasonably priced and may be assembled in a few evenings of soldering and wiring.



WHAT'S THE PE ANSWER?

Two-Way Mobile Radio

Reading about the small transmitters and receivers, I was wondering if you have anything on a cheap two-way radio that we can install in our 1954 stock racing car. We cannot afford the sets they have on the market.

We would appreciate it very much if you could suggest some cheap kits that we could install. They would have to operate on 6 volts, as you know the automobile set can only operate on 6 volts; and the other set operated by the mechanic must be light and portable as there will be no electricity available in the pit.

ZENO SOLTYSIK
Chicago, Ill.

Commercial two-way mobile radio equipment is quite expensive, and a license to operate such equipment may be difficult to obtain. The best solution to the above problem is for both the car driver and pit operator to obtain a suitable amateur radio operator's license, and to build equipment for operation in one of the mobile ham bands. Home-constructed units for this purpose have been described in our sister publication, RADIO & TELEVISION NEWS, as well as in the various radio amateur handbooks.

Loudspeaker Impedance

I have several speakers and I would like to determine what their impedance is. First of all, when it is stated that a speaker has a 6-ohm voice coil, is this 6 ohms d.c. resistance or inductive reactance? If inductive reactance, at what frequency is it measured? Does d.c. resistance have a fixed relationship to the inductive reactance?

CONRAD R. ROUX
Lewiston, Maine

In general, the impedance rating of a loudspeaker represents the actual impedance at some nominal value of frequency, usually 400 cps. Although this impedance is not directly related to the d.c. resistance of the voice coil, it usually turns out that the actual impedance is about 10% greater than the d.c. resistance. A simple method of determining voice coil impedance, then, is to measure the d.c. resistance and increase this value by 10%. Such a value is not exact, but is close enough to determine which tap to use on the output transformer.

100-540 Kc. Band

All home receivers that I have read about in your ads, and in other magazines about radio, give the band coverage as approximately 540 kc. and up to 1650 kc., then into the megacycle range. I wish to know if (A) there is a commercial receiver

on the market which will pick up from, let us say, 100 kc. up to the 540-kc. area of the band, and (B) if there is not—is there a circuit available (of which I can purchase a copy) which could be reasonably easily built at home and which would pull in this band area.

MYER EHRLICH
Dorchester, Mass.

Very few commercial receivers cover the 100-540 kc. band because there is little of interest in this band for the casual listener. A variety of allocations have been made in the region from 10 kc. to 535 kc., including radio navigation; land, maritime and aeronautical mobile communications; and fixed communications stations. Most transmissions in this band are c.w., further minimizing the casual listener interest. Thus, there have been very few construction articles published on this type of equipment.

Balancing Push-Pull Stages

My problem is—what measures should be used in adjusting the bias on each tube of a push-pull output stage. Over the years I have read articles which state that adjustment should be made so that a zero voltage reading shows from plate to plate of the output tubes; others state that adjustments should be made so as to cause each tube to draw exactly the same plate milliamps. Which is correct?

DAVID J. HOFER
Stewart Manor, N. Y.

The conventional technique for balancing the push-pull output stage of an audio amplifier is to adjust the bias so that each tube draws the same current. This is a static balance, but it is adequate for most applications. For a dynamic balance, a signal is impressed on the amplifier input, the volume control set at a relatively high level, and the bias adjusted so that there is no a.c. signal at the center-tap of the output transformer. This can be determined by placing a series resistor of about 100 ohms in the "B+" lead. An oscilloscope connected across this resistor should not show any deflection when the stage is dynamically balanced.

Watt-Hour Meter Check

Please tell me how to check a watt-hour meter to see if it functions properly. Years ago I found directions in a magazine for checking watt-hour meters by using a bulb and a watch. However, I forget what size the bulb should be and what it should count to a minute.

JOSEPH KORMENDY
Selby, S. D.

An approximate check on a watt-hour meter may be made by using a 100-watt light bulb for a load, and operating this load for a known period of time. For example, if the load is connected for exactly one hour, the watt-hour meter should indicate 100 watt-hours. Employing this same principle, any known load may be connected for a known period of time, and the watt-hours calculated by multiplying the wattage rating of the load by the time in hours. The watt-hour meter should indicate this value quite closely if it is operating properly.

The shortcomings of early recorders
led to the development of modern units.

R

ecorders of

Y

esteryear

By NORMAN GARRAHAN

ALTHOUGH we are inclined to think of tape recording as a modern post-war development, actually the idea of recording magnetically on wire or tape is quite old—the art dating back to the 19th century.

One of the first wire recorders ever built was the "Telegraphone." Designed by Valdemar Poulsen of Denmark, it was manufactured in this country by the *American Telegraphone Company* around 1920. It was one of ten machines purchased and successfully used by the Department of Agriculture in Washington, D. C. As shown in Fig. 1, the spools of wire are mounted horizontally and turned by a husky 100-volt motor. No provision for automatic rewind was made, it being necessary to interchange the spools once for rewind and again for playback.

Lack of suitable vacuum-tube amplifiers and the heavy gage wire used hindered its widespread adoption. The writer managed to make this machine work and was surprised to find a recording still impressed on the wire. Someone back in 1925 had recorded a radio broadcast from station WMAL, then located in the Hamilton Hotel in Washington, D. C. Although a high background noise was present, one could clearly hear a "whodunnit" murder mystery à la 1925, followed by a commercial for the *Holmes Bakery* (still operating in Washington) and some jazz music played by an unidentified orchestra.

One of the shortcomings of the early wire recorders was the placing of the spools of wire in a horizontal plane. This caused loops of wire to pile up at the bottom of the spools, which resulted in snarls and breakage. An attempt to correct this deficiency was made in a succeeding machine, shown in Fig. 2. Note here that the wire spools are mounted in a vertical plane, thus permitting the soundhead to move back and forth distributing the wire evenly over the axis of the spool. Compare these two machines with the modern tape recorder shown in Fig. 3.

During the first 40 years in the development of magnetic recording, a d.c. bias was used (mixed with the signal) to improve the signal/noise ratio. This method was discarded in 1945 in favor of a.c. ultrasonic bias (generally 35 kc.) which, records show, was suggested by a U. S. Navy engineer in 1921.

The 1930's showed rapid advances in the technique of magnetic recording—in line with the appearance of satisfactory electronic amplifiers and improved ferromagnetic materials. Solid metal tape was tried and discarded as too impractical, and research was directed to the developing of small diameter wire (.004 inch) with the necessary strength. Wire itself, however, is being rapidly eclipsed by the perfection of red oxide-coated plastic tape with its higher fidelity.

-30-




Fig. 1, above, shows one of the first wire recorders ever made in this country, vintage 1920. Difficulties created by horizontal position of wire spools led to development of succeeding machine shown in Fig. 2, right. Advantage of vertical mounting of wire spools is explained in text. Same unit, with cover on and ready for use, is shown in photo below, left.







Fig. 3, right. Portability and greater fidelity are among the outstanding features of the modern tape recorder shown here.



Leader and timing tape ("Scotch" No. 43) is joined to magnetic tape by the same editing technique used in splicing any two sections of magnetic tape. Best connection is made with splicing tape.

LEADER AND TIMING TAPE

This accessory permits tapes to be timed, labeled, threaded, and cued. It will also check the speed of a tape recorder.

AS THE TAPE recordist gains experience, he will find that correct use of accessories can add to his enjoyment and improve the quality of his work. No longer in the exclusive domain of the professional recording engineer, for example, is the splicing tape used in editing. This pressure-sensitive tape will not gum up the recording head. It makes possible clean, noise-free splices, and eliminates the layer-to-layer adhesion common to ordinary cellophane tape. Aside from editing, splicing tape is essential in case a tape breaks.

Another work-horse of tape-recording professionals, which can be used to great advantage by amateurs, is "Scotch" brand No. 43 Leader and Timing Tape. This product can add mileage to magnetic tapes.

Tough and made of high-impact strength

paper, No. 43 tape has several uses. It is printed with plaid sections spaced precisely 15 inches apart. This provides a simple method of controlling the time between selections. It also furnishes ample space for labeling each selection.

When attached to the beginning and end of a magnetic tape, No. 43 permits use of the full length without running it off the reel. It also provides for easy threading of tape onto the take-up reel and eliminates the hazard of tearing a piece of magnetic tape at the end in threading it.

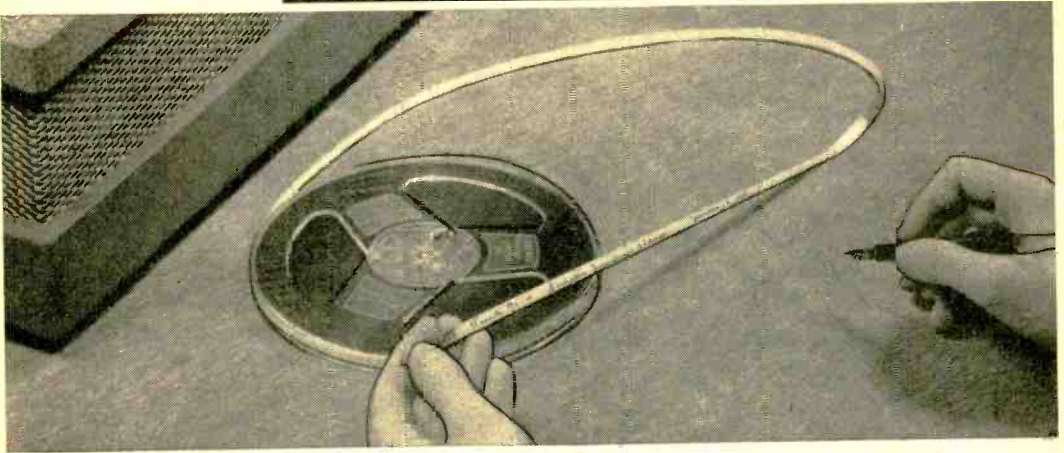
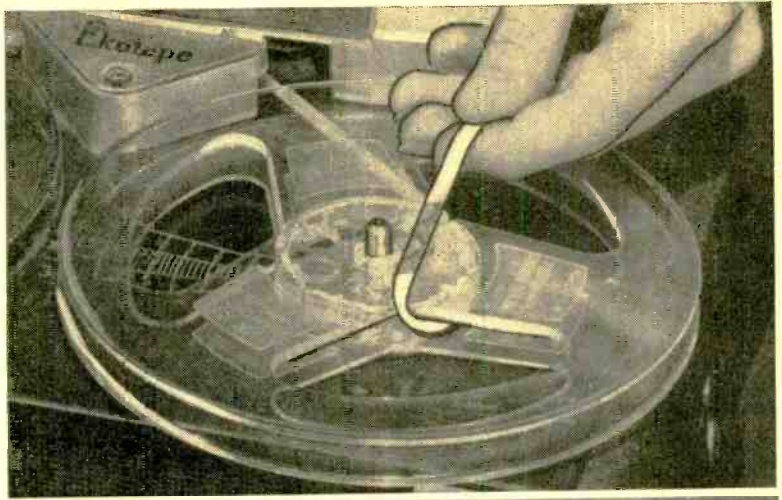
CBS technician Joel Tall, a pioneer in tape recording and editing, and author of the new *MacMillan* book "Techniques of Magnetic Recording," says that he uses as much as 10 to 15 seconds' worth of leader tape wherever possible. He claims that it assures a clean start during playback. Furthermore, it avoids the whipping action at the end of a reel, when the tape unwinds at high speed.

"Show-Building"

In professional broadcasting, leader and timing tape is indispensable for "show-building." It lets the user keep track of the different selections on the tape, and also allows technicians to "cue-up" for a quick start. This application is invaluable since a single half-hour radio show may use as many as 70 different selections spliced together.

Radio tape editors generally separate each selection with a "cue tape," as they call this within-the-reel use of paper leader tape. They write the number and description of each selection on a separate cue sheet and mark the corresponding number on the cue tape preceding the recording. When they want to locate a particular passage, they move the

Threading magnetic tape onto the take-up reel using leader and timing tape. This accessory also permits use of the full length of the recording tape without running it off the reel during recording or playback.



The smooth writing surface of No. 43 tape accommodates pen or pencil marking. Using it for labeling programs recorded on tape helps identify their contents. It also facilitates locating individual selections when several are recorded on one reel.

tape at high speed and simply count off the number of white spaces as they go past the head, until they arrive at the right spot. Two seconds' worth of cue tape is fairly standard, but as little as half a second can be used to move up the tape fast.

For the amateur who is building any kind of "album" on tape, the use of cueing tape will simplify the problem of cataloging and rapid identification of recorded material. Cue "sheets" can be kept on a separate piece of paper or on the labeling space on the back of the tape carton.

Checking Recorder Speed


Joel Tall also recommends the use of No. 43 tape for checking the linear speed of a tape recorder. This is how he does it: using a stop watch, he starts the tape rolling with a plaid section of timing tape showing just past the head assembly. He

lets the machine run for several minutes while he counts each red section.

At the end of two minutes, if the machine has been running at precisely 15 i.p.s., the eighth plaid section will appear in exactly the same position occupied by the first section when the machine was started. If the speed is $7\frac{1}{2}$ i.p.s., the sixteenth section should be showing.

If the tape halts in between sections, he marks the point with a black pencil and then measures off the distance to the eighth (or sixteenth) section. In this way, he can tell exactly how slow or fast the recorder is running, and have it adjusted if necessary.

"Scotch" brand No. 43 Leader and Timing Tape, made by the *Minnesota Mining and Manufacturing Co.*, comes in $\frac{1}{4}$ " by 150' reels in a dispenser-type carton and sells for 60 cents.



The experimenter attaches headphones and listens for a null which indicates the frequency of audio input.

"Simple Audio Frequency Meter"

By RUFUS P. TURNER

Two resistors, two capacitors, and a dual potentiometer make an easily duplicated unit for measuring audio frequencies.

ANY audio frequency between 50 and 10,000 cycles can be measured with the simple test instrument described in this article. It is as easy to use as the radio-frequency wavemeter described in the November, 1954, issue of POPULAR ELECTRONICS (page 80), and matches it in size and appearance. With these two instruments, the experimenter can measure a wide range of both audio and radio frequencies. The audio frequency meter allows the hobbyist to measure the tone frequency of audio oscillators, electronic music makers, heterodynes, etc.


Circuit Description

The audio frequency meter is operated by adjusting a dial to *tune out* the "unknown" signal fed into the instrument. At

the point where the signal disappears (or suddenly drops quite low in volume), the frequency is read from a calibrated dial. Figure 1 shows the wiring diagram. This is the widely used Wien bridge circuit. The property of this circuit which makes it useful as a frequency meter is its ability to null (tune out) any single-tone audio frequency signal. This is accomplished by simultaneously adjusting the dual ganged potentiometer R_4 - R_5 . A dial attached to the two-gang potentiometer unit may be made to read directly in cycles or hundreds of cycles.

Because inexpensive two-gang potentiometers cannot be made to agree exactly at all settings, an auxiliary potentiometer, R_1 , is included in the circuit. Adjustment of R_1 helps to tune the signal out completely so that the exact null point can be recognized, but has little or no effect on the reading of the frequency dial attached to R_4 - R_5 .

Headphones, connected to the output terminals, can be used with the frequency meter. An a.c. vacuum-tube voltmeter (v.t.v.m.) also can be used and will show the null point somewhat better than the headphones. This frequency meter will operate at frequencies lower than 50 cycles, but most headphones will not give an audible signal below about 50 cycles. However,



This frequency meter may be built into any convenient chassis box. Shown at the left is an ICA "Channel-Lock" measuring 5" x 4" x 3".

the v.t.v.m. will operate at any frequency within the instrument range.

Construction

The frequency meter is built in an aluminum chassis box 5" long, 4" wide, and 3" deep. Mounted on the top panel is the two-gang 0.5-megohm potentiometer, $R4-R5$, and the two insulated *INPUT* binding posts. The 1000-ohm potentiometer, $R1$, and the two insulated headphone pin jacks are mounted on the rear panel. Layout of parts and wiring details are shown in the pictorial diagram.

Resistors $R2$ and $R3$ should have as nearly as possible the exact 1000- and 2000-ohm values specified, even if they are not precisely 1000 and 2000 ohms. Resistor $R3$ should be exactly twice resistor $R2$ in ohmic value.

The main dial attached to potentiometer $R4-R5$ is a 3½"-diameter unit (*National* Type O). A disc of plain white paper is cemented to the metal plate of the dial, and this disc is marked off during the calibration. No scale is needed for potentiometer $R1$, so an ordinary finger-grip knob is used.

Wiring is not critical. However, it should be done solidly with insulated hookup wire, and the leads should be run directly by short routes between circuit points. It will be noticed that the capacitors ($C1$ and $C2$)

At the right is the pictorial diagram, and the parts list is given below.

- $C1, C2$ —0.01 μ fd., 200 v. mica capacitors
- $R1$ —1000 ohm wirewound potentiometer
- $R2$ —1000 ohm, ½ w. carbon res.
- $R3$ —2000 ohm, ½ w. carbon res.
- $R4-R5$ —Dual 500,000 ohm potentiometer (*IRC* Type 13-133)

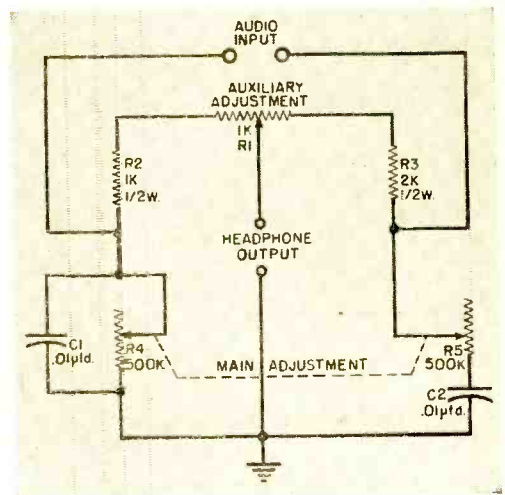
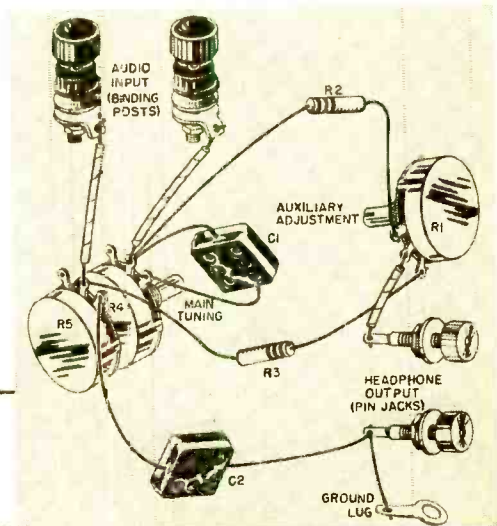


Fig. 1. (Above) Wiring schematic.



Frequency Chart

Frequency (cycles)	Resistance (ohms)
50	320,000
60	265,000
70	230,000
80	200,000
90	175,000
100	160,000
200	80,000
300	53,000
400	40,000
500	32,000
600	26,500
700	23,000
800	20,000
900	17,000
1000	16,000
2000	8000
3000	5300
4000	4000
5000	3200
6000	2650
7000	2300
8000	2000
9000	1700
10,000	1600

Calibration of the frequency meter may be performed with an ohmmeter. The author used a Simpson 260. Following the procedure outlined in the text, the ohmic values shown above approximate the resonant or null audio frequencies of the circuit.

and resistors (R_2 and R_3) are connected by means of their own pigtails.

Calibration

After the instrument has been wired, close the box and mount the dial tightly to the shaft of potentiometer R_4 - R_5 . The instrument now is ready for calibration.

Calibration is performed best with an audio oscillator. If there is no audio oscillator at hand, one can probably be borrowed from another experimenter for this purpose. Its tuning range should be at least 50 to 10,000 cycles. In lieu of an oscillator, a fair calibration can be made with the common ohmmeter.

Audio Oscillator Method: (1) Connect the oscillator to the *INPUT* terminals of the frequency meter. (2) Connect headphones to the *OUTPUT* terminals. (3) Set the oscillator to 50 cycles. (4) Adjust potentiometer R_4 - R_5 to a point where the signal suddenly disappears or at least drops to very low volume. If this null point is indistinct and broad, adjust potentiometer R_1 while adjusting R_4 - R_5 . (5) When the null occurs, pencil-mark this point "50" on the R_4 - R_5 dial. (6) Set the oscillator to 60 cycles, and readjust potentiometer R_4 - R_5 and potentiometer R_1 again for null. Mark

this point "60" on the dial. (7) Repeat this procedure at as many frequencies as possible up to 10,000 cycles. If it is hard to hear the very high frequencies, use an a.c. v.t.v.m. instead of headphones and watch the meter for a sudden dip toward zero.

After the dial is completely marked in this manner, set it to its 1000-cycle point, remove it carefully from the shaft without disturbing the setting of the potentiometer, and ink in the inscriptions. Then replace the dial carefully in the 1000-cycle position, tighten it, and check the instrument with a 1000-cycle signal from the oscillator.

Ohmmeter Method: Without an oscillator, the resistance settings of either R_4 or R_5 may be checked with a good ohmmeter, and the resistance readings converted to frequency readings (for marking off the dial) with the aid of the Frequency Chart in the adjoining column.

Follow this procedure: (1) Temporarily disconnect capacitor C_2 from section R_5 of the two-gang potentiometer. (2) Connect one lead from the ohmmeter to the R_5 lug from which C_2 was disconnected. (3) Connect the other ohmmeter lead to the center lug of R_5 . (4) Refer to the Frequency Chart. Set the R_4 - R_5 dial for an ohmmeter reading of 320,000 ohms. According to the Chart, the dial should be marked 50 cycles at this point. (5) Next, set the dial for an ohmmeter reading of 265,000 ohms. From the Chart, mark this point 60 cycles. (6) Repeat at each resistance setting shown in the Chart, marking each dial point with the frequency shown in the Chart, up to 10,000 cycles (1600 ohms). (7) Reconnect C_2 to R_5 .

The resistance values given in the Chart have been checked carefully by the author with a Simpson Model 260 meter.

Use of Instrument

To use the audio frequency meter, connect the oscillator or other audio tone generator to the *INPUT* terminals of the meter. Connect headphones to the *OUTPUT* terminals. Adjust the main dial (R_4 - R_5) to tune out the signal. If a clear tune-out is not obtained, also adjust the auxiliary potentiometer, R_1 , while tuning R_4 - R_5 . At the point where the signal disappears or drops to its lowest volume, read the frequency from the main dial.

If the frequency is so high or so low that the signal cannot be heard, use an a.c. vacuum-tube voltmeter in place of the headphones and adjust the frequency meter for the lowest downward swing of the meter.

Advanced experimenters should find this instrument useful but—at some future date—will undoubtedly want to invest in a frequency meter that reads the unknown directly on a meter scale.

RECORDER and AMPLIFIER MIXER



By LOUIS E. GARNER, Jr.

This handy gadget can be built in a few hours and should be of special interest to the tape recording enthusiast.

MOST home amplifiers and recorders utilize single "mike" input jacks. Two "mike" inputs, however, are often desirable . . . either for use of an "off-stage voice" in amateur theatricals, for providing sound effects (see "A Sound Effects Kit for Home Recordings," POPULAR ELECTRONICS, p. 56, January 1955), or simply to permit a large group to use the equipment at one time.

The "Audio Mixer" shown in Fig. 1 can double the number of mike inputs of any piece of audio equipment which now has a single high-impedance mike jack. What's more, it allows *individual* control over each mike input, permitting "fading." It is ideal for sound effects and for announcing musical selections.

This mixer requires no circuit changes in present equipment, so don't worry about voiding a factory guarantee by opening the "works" of a new recorder. The unit simply plugs into the mike jack of the recorder or amplifier, and may be removed just as easily.


Parts cost is low and the unit is easy to assemble and wire. At current prices, all new parts should cost well under \$5.00.

Assembly time, for the average experimenter, should not run over two to three hours.

Material needed for assembling the mixer is specified in the parts list. *However, before purchasing the plug or jacks, check on the connectors used on the audio equipment and microphones.* The model shown uses a phone plug and jacks to match the equipment with which it is used. Other audio equipment may be equipped with a different type of connector—a Jones plug, a coaxial microphone connector, or some other type of connector.

Although a standard aluminum Bud "Minibox" houses the model, any small case is suitable. A plastic, or even a wooden, case may be used if the interior wiring is well shielded.

The underchassis view on page 83 should serve only as a guide, for exact dimensions are not critical, and considerable latitude in choosing parts location may be exercised by the individual builder. Either a larger or a smaller case size may be employed, provided there is room for mounting and wiring the components.



Examples of the many plugs and jacks used with tape recorders. The constructor must alter his mechanical arrangement to employ the proper jack with the mixer.

For a "professional" appearance, label the controls and inputs of the mixer. Use either metal name plates and dials or commercially available decals for this job. Decals were used to label the model. If decals are used, don't apply them until after machine work has been completed. After application, protect them with two or three coats of clear plastic spray or lacquer.

Some type of protection should be provided on the bottom of the case to prevent scratches to tables or cabinets on which the mixer may be placed. Rubber feet might be used, if available. Or, for an inexpensive substitute, use rubber grommets.

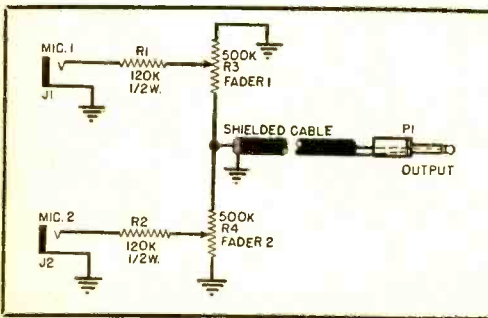
Wiring is straightforward and simple, requiring no special precautions. In the model, a piece of #12 tinned bus bar was run the length of the case and all ground connections were made to it.

How It Works

Referring to the schematic wiring diagram, mikes may be plugged into jacks *J1* and *J2*. Audio signals from the microphones are fed through resistors *R1* and *R2* to the center arms of "fader" controls *R3* and

R4. Audio level obtained from each microphone now depends upon the settings of *R3* and *R4*. Either of the two inputs may be emphasized, both may be turned "off," or both may be turned to full volume, depending on how the controls are set. The combined signals are fed into the "mike input" jack of the recorder or amplifier.

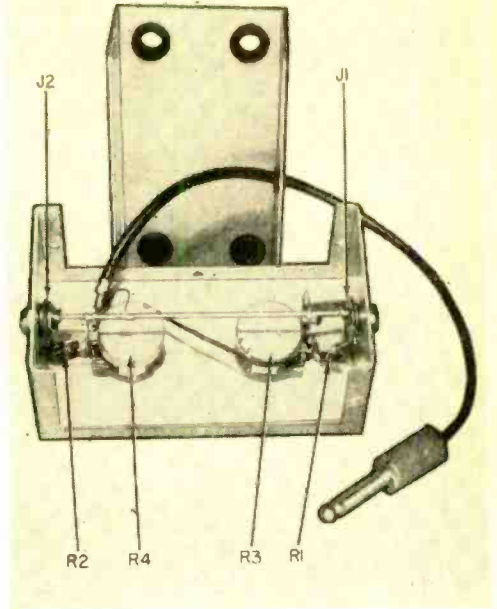
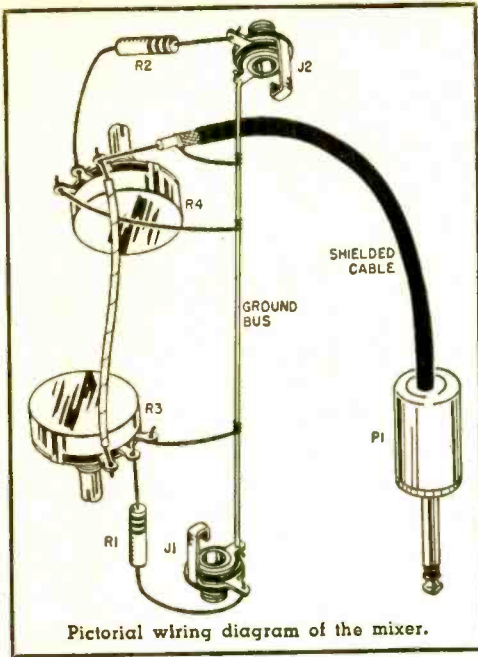
In operation, resistors *R1* and *R2* serve two functions. First, they act in conjunction with their respective controls, *R3* and *R4*, to vary the output signal level. These series resistors also act as voltage dividers. As the center arm is moved up to increase volume, the resistance between the center arm and ground increases, and a greater portion of the available signal appears across the control. As the center arm is turned down to reduce volume, the resistance between the center arm and ground decreases, and less signal appears at the output. With the control arm turned all the way back, the signal from the mike is essentially grounded and the series resistors act as a load on the respective microphones. The second function of series resistors *R1* and *R2* is to serve as isolation resistors between the mikes, preventing



- R1, R2*—120K, 1/2 w. carbon resistors
- R3, R4*—500K carbon potentiometers, audio taper
- J1, J2*—Open circuit phone jacks (see text)
- P1*—Phone plug (see text)
- 4—1/2" rubber grommets
- 1—3/8" rubber grommet
- 2—Pointer knobs
- 1—Single-conductor shielded cable (12')

Misc.—Case—5 1/4" x 3" x 2 1/8" (Bud Minibox #CU-2106; decals; wire; solder; screws, nuts, etc.

Fig. 1. Wiring schematic and parts list of the mixer. The author indicates that the total cost should be less than \$5.00.



Underchassis view of mixer (above, right). Exact position of the two potentiometers is not critical. The author's potentiometers are equally spaced along one side with the input jacks at the ends. The cable to the recorder passes through a grommet in the side of the box. Use the proper plug for the tape recorder or amplifier at the end of this cable.

cross-talk even when both controls are turned up full.

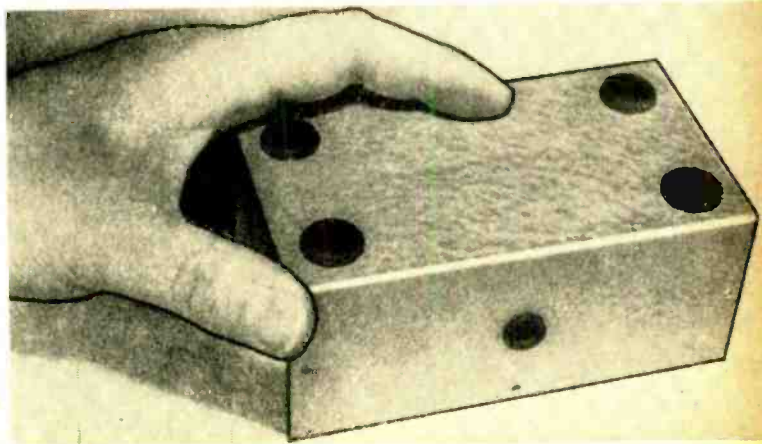
Using the Audio Mixer

To use the mixer, connect the microphones to the input jacks and connect the output plug to the "microphone input" of the audio amplifier. Use the mixer's fader controls to vary the level of each mike, and the gain control on the amplifier as a master fader.

Instead of using the mixer to couple two microphones to an amplifier, it may be

used to couple a mike and a record player—or mike and radio tuner. Thus, the user can announce musical selections or "break in" on radio programs. Obviously, there are many other possible applications for the mixer, and the constructor should have no trouble finding new ones for this unusual gadget. Such applications might include mixing two microphones for a public address system. Experimenters could also use this idea for mixing two inputs to an intercom where provision has only been made for one microphone.

Drill four holes in the bottom of the metal box and insert rubber grommets to prevent scarring or scratching of furniture.



Scheme and Variations

By CARL KOHLER

Bringing hi-fi into the home can have interesting results.

AS IT MUST to all men whose lives are dedicated to filching spare time for electronic exploration, Hi-Fi finally came to my house . . . bringing with it a symphony of dissension.

Because explaining even the rudimentary principles of electronics to my wife is something along the order of expounding The Theory of Sonar Impulse to a troop of howler monkeys . . . I've given up appealing to her sense of logic. She just isn't wired for it. Instead, I usually throw a pitch couched in dulcet tones and calculated to make a shambles of her defenses.

However, all these high-pressure approaches are leaving me shorn of previous ability to express my ideas in simple language. Throwing myself into the part is fast becoming a habit. It's getting so I can't even suggest we have a shot of coffee without making a production of what used to be a casual recommendation.

About six weeks ago, I staggered home from my local radio jobber burdened with cartons and boxes containing enough hi-fi equipment to rig every room in the house for faithfully reproduced sound. I had become the victim of my own long-thwarted desires . . . plus the seductive verbal gyra-

tions of a salesman who played upon my obvious wish-to-be-sold appearance.

I managed to get the stuff out of the car and into the den via the side entrance. Once I had it neatly stacked in an inconspicuous corner—where it towered to the ceiling—I sat down and began figuring how I might set up two separate books on the family budget. While I was juggling this bit of financial perfidy, the co-engineer stalked into the room . . . gave a shrinking look at the looming stack of supplies . . . put a lily-white mitt against the desk for support, and turned horror-filled eyes upon me.

"Oh, *no!* No, no, no!" she chirruped dismally.

I leaped up with shining face . . . enthusiasm popping out all over me under a slight veneer of cold sweat.

"Ain't it the greatest, kid!" I vowed, slapping her a good one across the shoulder blades to knock the shock out of her and put her gathering defenses off balance. "Boy, are we going to have a wonderful time! Once I get this hi-fi all installed, will we ever have a ball listening to music reproduced *exactly* as it was recorded!"

. . . Awed beyond argument, the wife left me to my tinkering for a week without interruption . . .





... I began planning several brick baffles,
and she insisted on mixing the mortar ...

"You m-mean—" her face was a study in accumulated disgust and fright, "—all this junk is strictly for listening to m-music? What's wrong with the record player we already have?" She was turning nasty.

"Hah!" I snorted with just the right amount of bitter contempt. "If you'd ever heard music played through hi-fi, you'd understand. Why, that ancient distorter of sound makes Beethoven's *Fifth* come out more like *The Monkey Chased The Weasel*. We lose all the delicate tones . . . the soft, intricate responses . . . the clarity . . . the sharp, clean beauty of blended brasses and strings mingling with soul-touching deftness through passages and phrases guaranteed to waft one off to auditory bliss."

"We do?" She was getting off balance.

"Sure, we do," I said darkly, lowering my voice to a hoarse whisper. "Most people never realize that they are missing the greater part of recorded music because—" and I brought her ear close to my lips, "—because they *never hear ALL the music on the platter!* Think that over, kid."

"Gee!" she whimpered. "I never realized . . ."

"Just a child . . . a sweet, innocent child," I crooned, stroking her head. "These harsh realities have to be faced, my dear. Never fear—I'll guide you through the pitfalls . . . the chasms."

Awed beyond argument, she left me to my tinkering for a whole week without interruption. I got the first unit installed by the time she shook off her daze. Now I would combat reluctance with Sound Proof.

Over the lilting measures of *Dance of the Hours*, I winked knowingly. "See what I mean!" I gloated. "Hear those subtle overtones . . . those tenuous strains."

"I don't hear a darn thing different," she said, pinning me with a gimlet eye. "I think you're just turning it up louder."

"You aren't *trying*," I complained.

"Ahhhhhh, I never cared for this long-hair beat anyway," she snorted. "I like something bouncier! You got anything but that drag-stuff?"

I peered accommodatingly through the albums.

"How about *Incidental Music From A Dynamo Factory?*"

"Pure corn," she scoffed.

"Well, we have an excellent recording here of *Waves Lapping A Chorale Reef*. The restless effect of the voices is something that will never leave your—"

"Square, man, it's too square!"


It looked like a round disc to me, but I was losing ground and this was no time for pedantic discussion. I grubbed deeper into our library of waxed-delights.

"*Chamber Music for a Pack of Tone-Deaf Cowhands?*"

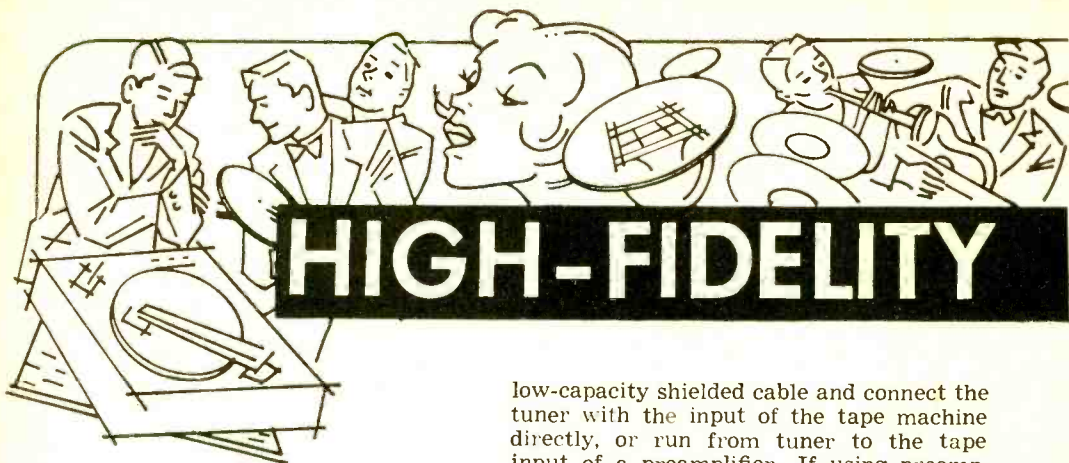
"Now you're getting on beat, Jack!" she yelped. "Keep it up . . . keep digging!"

"*Tonal Studies For Three Simmering Trumpets? . . . Hot Tea Bags For Ten Lonely Sidemen: A Jazz Joust Transposed In Flatted Progressives And Diminished*

(Continued on page 105)



... A dream of long-standing—my very own ham station with my own call-letters ...



HIGH-FIDELITY

Tape Recorders

YOU MAY recall that lack of space last month prevented me from giving you some basic ideas on tape recording techniques. I think the first consideration should be that of "off-the-air" recording. This is one of the most immediately rewarding things about owning a tape recorder . . . favorite programs can be recorded and played back almost indefinitely or the tape can be erased and new programs recorded.

The techniques involved are basic and simple. In fact, more really depends on the equipment than anything else. Almost any tape recorder with a high impedance input can be used, but the better the unit . . . the better the results.

Requirements of an FM tuner to produce high quality signals are pretty rigid. If you want really first-class *quiet* off-the-air recordings, a unit that has maximum sensitivity and selectivity is needed. Any well-constructed tuner that has a minimum specification of 5 microvolts for 30 db of quieting will be fairly satisfactory.

Of course, you must aid the tuner by feeding it a good signal from a high-quality FM antenna. If you live in a Metropolitan area, a simple dipole will probably prove effective. At distances of 20 miles and more, a good directional Yagi antenna—cut for the particular stations in your area—will be the best insurance for a quiet drift-free signal.

If the FM tuner you select has a.f.c. (automatic frequency control), this will lock stations in very nicely in urban areas. But make sure the a.f.c. has a "defeat switch"; otherwise, those of you living in suburban and out-of-town areas will not be able to tune in certain stations. This is due to a loss of selectivity.

Most tuners are now fitted with tape recorder output jacks. Obtain some good

low-capacity shielded cable and connect the tuner with the input of the tape machine directly, or run from tuner to the tape input of a preamplifier. If using preamp, connect the *tape output* with the tape recorder input. The preamp setup allows you to "wire-in" the tape recorder as a permanent part of your hi-fi system, and permits record and playback functions merely by the selection of a switch position. Most important, it lets you hear and monitor the program you are recording.

If you own one of the less expensive home-type tape recorders, follow the directions given in the first article of this series on "magic-eye" technique (May issue). I'll remind you once again—*do not let the "V" of the eye close completely or overlap*, or you will distort your recording.

If you have one of the higher quality units which boasts a vu meter, you will be able to make good recordings with comparative ease. Listen to some music from the tuner and watch the pointer of the meter during the loudest passages. When the meter needle "peaks" zero, this will be the correct setting for obtaining recordings which have maximum level minimal distortion. *Don't touch your controls* or try to "monitor" the recording by dial-twiddling in an effort to maintain a constant zero level. The FM station tampers enough with dynamic range (in a restrictive sense), and you will only restrict it further by keeping the meter needle at zero level.

Well, that's about it for "off-the-air" recording. Yes, it is that simple. Just make sure the heads and capstans, etc., on your machine are clean, and with the equipment and techniques outlined you can make some wonderful tapes. A word of caution, however—all the best equipment and techniques in the world won't produce a high-quality tape if the material being broadcast is poor in quality.

Unless you live in "source cities," like New York, Chicago, Los Angeles, etc., most FM (and AM) material is *not* "live," but is usually recorded; or if it is a "live" trans-

(Continued on page 117)



REPRODUCTION

DISC REVIEW

AS PROMISED last month, we will review the recorded symphonies of the great modernist, Dimitri Shostakovich. Before beginning, I would like to tell you about some changes in the content of the "Disc Review" which will be inaugurated with this issue. I am not going to be able to write the "equipment" column on the opposite page any longer due to an expansion of some of my other activities. However, this column will be expanded somewhat, and will include such new features as jazz and "pop" reviews, an occasional fling with musical comedy, and a very substantial coverage of both classical and "pop" prerecorded tapes. One recording will be chosen from the classical and "pop" divisions each month and will be designated as the "Hi-Fi Record of the Month." These changes are in response to the desires of many readers as evidenced by their letters. It is through your ideas and suggestions that we can best serve you, so please do not hesitate to write.

Shostakovich Symphonies

The average hi-fi fan might be a little intimidated by such a formidable-sounding name as Shostakovich. It might conjure up all sorts of ideas about atonal, blatant, "screwball" modern music. Such fears are largely unfounded with the music of Shostakovich. Assuredly, there is atonality and dissonance, but these are subsidiary to the general essence of the music, which is—in the main—romantic. The music has a very high degree of "listenability," as evidenced by extensive use of thematic material from all of his symphonies as background music on many TV shows. Shostakovich has turned out ten symphonies so far and, of these, numbers 1, 5, 6, 7, 9, and 10 have been recorded.

Once again, we have a composer whose type of writing is particularly effective

when recorded and reproduced with high-fidelity techniques. It is unfortunate that so few of Shostakovich's symphonies have been afforded modern high-quality recording. However, one can feel fairly certain that with the ever-increasing problems of duplication record companies will soon "re-discover" the works of the Russian master, and we will get some spectacular new recordings.

One of the most popular of the Shostakovich symphonies is his *First*, which many people also consider his best. This is a moot point and will not concern us here. As a high-fidelity vehicle, it is quite exciting. There are four recordings in the catalog, only one of which can truthfully be called hi-fi in sound. This is the Mitchell/National Symphony Orchestra effort on *Westminster* 5319. Here you have wide-range sound with clean crisp brass and woodwinds, and hugely proportioned percussion and string tone which is fine save for some occasional wiriness. Dynamic range is impressive and acoustics are quite expansive, giving a "big-hall" sound. Mr. Mitchell's performance is fairly straightforward, his tempi a little slow, and dynamic expression a little on the extreme side. The best performance by far, is the old Rodzinski/Columbia re-

(Continued on page 117)

Hi-Fi Record of the Month

Respighi—*Feste Romana*
Church Windows
 Antal Dorati and the
 Minneapolis Symphony Orchestra
Mercury Olympian MG50046

Tremendous! Overwhelming! A super hi-fi tour-de-force that will give the biggest speaker a good workout. Don't miss this one!

CARL & JERRY

By

JOHN T. FRYE

Ultrasonic sound waves play a part

in fostering romance—with unexpected complications.

THE SHADOWY coolness of Jerry's basement lab was a welcome relief from the shimmering heat outside. As Carl came in, he saw Jerry's rotund figure perched on top of a stool at the workbench, on which rested a delicate horn pan balance with a one-milligram weight in one of its pans. With a pair of tweezers, Jerry was carefully transferring some minute objects from a fruit jar lid to the other pan.

"Looks like you're really up to big business today," Carl observed. "What're you weighing, peach fuzz?"

"Nope, . . . mosquito cadavers," Jerry said, as his round face wreathed itself into an enigmatic smile.

Carl moved to the bench and peered down through his horn-rimmed glasses at the jar lid. Sure enough, in it were several rather badly mauled mosquito carcasses.

"Why?" Carl demanded.

"We-l-l-l," Jerry said hesitatingly, "It's a rather long story—"

"Never mind the buildup," Carl interrupted. "You know you're dying to tell me; so give."

"It all started a couple of nights ago. Looking out my bedroom window, I saw Norma, the girl next door, sitting on her porch swing, blubbering and crying away. Thinking that maybe she had locked herself out of the house or something, I went down to see what was wrong.

"It developed that a character by the name of Melvin Akers, who works at the bank, has her 'snowed.' For the life of me, I can't see why, for this Melvin guy is the sort even nature hates. He's allergic to anything that grows. He breaks out in a rash if anyone even mentions onions or radishes. She swears he can get ivy poisoning just from seeing the word 'ivy' in print.

"Even so, she has her mind dead set on marrying the creep; and that night she thought she practically had the job done. Melvin was in a rare mood—for him—with nothing to take his attention off her; and he had even made a couple of cracks about

how pretty her hair looked in the moonlight.

"They sat down in the porch swing, and she started rehearsing mentally just how she was going to say 'I will' to his proposal. Then, all of a sudden, Melvin began slapping at his face and ankles, and suddenly stood up and said he had to leave. He's one of those people mosquitoes love to bite, and the bites swell up on him. So, he had to get home quickly and use some special ointment on them.

"That was why she was crying. She said she'd pinned her hopes on this moonlit porch swing setting all spring; and now that it had failed, she just knew Melvin would never propose."

"Why doesn't she try citronella?" Carl asked.

"I thought of that, too, but she says the odor clashes with her *Sweet Surrender*



. . . With a pair of tweezers, he carefully transferred the mosquitoes to the pan . . .

perfume, in which she has invested no small sum and which she is sure plays a big part in giving old Melvin the business. I told her I'd try to see if I couldn't think of something to help her."

"How come you're so eager to play Cupid?" Carl asked suspiciously; "although I must admit you've got the figure for it. You going soft on this gal, too?"

"You got rocks in your head?" Jerry demanded witheringly. "She's practically an old woman. I'll bet she's 22 or 23 if she's a day. It's just that I don't like having someone bawling under my window when I'm trying to sleep. And then, her problem appeals to my scientific curiosity."

"How about Melvin? Don't you think it's playing it kind of low down to help trap a fellow man?"

"That bothered me a little until I happened to remember he was the local joker who wrote to the FCC and said he was sure we radio amateurs were interfering with his TV reception. All his trouble was being caused by an old-fashioned carbon filament light bulb in his basement. Some of those old bulbs act like miniature TV transmitters and cause interference to crawl up and down the picture."

"He deserves to get married!" was Carl's prompt, harsh judgment; "but how are you going to help with the mosquito situation?"

"I got an idea from something I read in RADIO & TV NEWS two or three years ago. You know sound waves can exert severe stress on objects that are resonant to the frequency of the sound. Remember how some opera singers can shatter a wine glass just by holding the right high note? Well, I think I can produce an ultrasonic sound wave at a frequency which will vibrate a mosquito violently and destroy him without people being able to hear the sound.

"Yesterday I borrowed a high-power movie sound system tweeter speaker from a projectionist friend of mind and hooked it across the output of my hi-fi amplifier. This amplifier has frequency response clear up to 100,000 cycles; so when I ran my audio signal generator into the front end of the amplifier, I got considerable power output from the speaker above the range of hearing. To check this, I suspended a tiny pith ball on a light thread in the path of the narrow cone of sound put out by the speaker and then varied the frequency of the signal generator. At certain ultrasonic frequencies, the ball was jerked back and forth so violently by the inaudible sound waves that it looked blurred. I'm sure that if I can hit just the right frequency I can exert several G's of stress on a mosquito and shake him loose from his wings!"

"Why are you weighing the mosquitoes?"

"... To get the average weight to use in the acceleration graphs and formulas for vibratory motion that I found down at the library. They're pretty hard to use, but if I do it right I should be able to figure out just the right frequency to apply maximum stress to a single mosquito."

As he talked, Jerry finally got the scales

to show a satisfactory balance; and then he carefully counted the dead mosquitoes in the pan. Next he reached for his battered slide rule, made a few calculations, and jotted down some figures on a pad.

"We-I-I," he finally said hesitatingly, "if I've not slipped somewhere, it looks as though a frequency of about 19,000 cycles ought to do it. Tonight I'll run that frequency into the amplifier and direct the cone of sound from the tweeter speaker right at Norma's porch swing from my upstairs window. She says she'll maneuver Melvin into position there promptly at 10:30 if she has to chloroform him. I'll keep the mosquitoes at bay with my supersonic ray until Norma and her *Sweet Surrender* perfume have done their dirty work."

"You playing an electronic Cupid is something I've got to see," Carl announced. "Reserve me a seat up in your room to-



... Norma ran down the porch steps as Bosco pawed gingerly at his ears ...

night. I'll be over right after that 9:30 shoot-em-up TV program."

He was as good as his word, and the two boys squatted on the floor by the window of the hot, darkened bedroom for almost an hour before they heard the picket gate of the house next door click open and shut, and caught sight of two figures walking onto the vine-hung front porch. Jerry already had the amplifier warmed up; and as he heard the rhythmic squeaking of the porch swing chains, he flipped on the oscillator that had been preset to the ultrasonic frequency. The shift in the fluorescent blue glow on the glass envelopes of the amplifier output tubes indicated that they were delivering power. No sound was heard from the speaker, however, and there was no halt in the rhythmic squeaking of the swing chains.

"Well, at least Melvin can't hear the sound," Jerry whispered hoarsely as he stared down at the darkened porch. Just

(Continued on page 123)

AFTER CLASS

THE STORY OF RESONANCE

IF THE electrical effect called resonance should suddenly cease to exist, every radio and television set in the world would stop functioning—instantly, completely, and utterly! For in every piece of high frequency gear, there is at least one—and generally more than one—resonant circuit without which the equipment simply could not perform.

Resonance, discovered in relation to sounding bodies long before Alexander Volta fabricated his first electric battery, means the “intensification of sound by sympathetic vibration.” The same term in electricity refers to a similar phenomenon in capacitor-inductor combinations in which a.c. may be intensified by a kind of “re-sounding” effect between the capacitor and the coil. Resonant circuits provide *tuning* in radio and TV sets (the ability to *select* one frequency from many), *trapping* in electronic circuits (the ability to *reject* one fre-

quency from many), and, finally, *increasing gain* in these circuits.

Consider the circuit in Fig. 1A. Assume that the a.c. generator is variable and can provide frequencies from 100 kc. to 1000 kc. Starting at the low end—at 100 kc.—we slowly raise the frequency while keeping the voltmeter *V* under observation. At the beginning, nothing happens. As the frequency goes up, the voltmeter begins to show an increasing reading. When the frequency becomes exactly 538 kc., it reads quite high. Then, on the other side of 538 kc., the voltmeter begins to fall off in its indication, dropping to zero at 1000 kc. This particular combination of *L* and *C* (250 microhenrys and 350 micromicrofarads) is resonant at precisely 538 kc. At this frequency, the voltage which appears across either the coil or capacitor is maximum.

Let us see how this phenomenon is used in tuning in a radio or a TV station (*selection*). A resonant circuit consisting of *L* and *C* (Fig. 1B) is connected between an antenna and ground, with the input of a radio connected across the combination as shown. Waves of many different frequencies cut across the antenna, inducing various voltages in the circuit; these voltages cause currents to flow from the antenna to ground through the *LC* combination, but only one of them—the frequency to which *L* and *C* resonate—can produce a sufficiently large voltage to make the radio perform. If the setting of *C* is now changed (*C* is a variable capacitor as indicated by the arrow through it), the circuit changes its resonant frequency and another of the intercepted waves is able to generate enough potential to feed a usable signal to the radio set. Thus, the station selected by the resonant circuit is determined by the relationship of the inductance of coil *L* and the capacitance of *C*.

A similar combination used in the arrangement which is shown in Fig. 2A serves as a *rejection* circuit, or *trap*. This

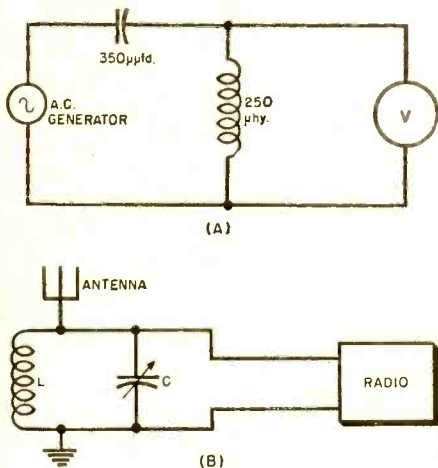


Fig. 1. (A) Effects of resonance on voltmeter reading. (B) Resonance used in tuning a radio.

quency among many), and, finally, *increasing gain* in these circuits.

The common variety of resonant circuit consists of a coil and a capacitor connected in either series or parallel with some kind of a.c. generator. In technical parlance, resonance occurs at the frequency at which

is an arrangement that prevents one particular frequency from getting to the radio or TV set. L_2 and C_2 form the selection circuit, just as in Fig. 1B. L_1 and C_1 are tuned to the undesired frequency. As the many induced currents from passing waves attempt to flow down through the coils and capacitors, the one to which L_1 and C_1 are tuned causes a large voltage to appear across this particular pair. But only a limited potential is available from the antenna, and when so much of it appears across L_1 and C_1 , there is nothing left for

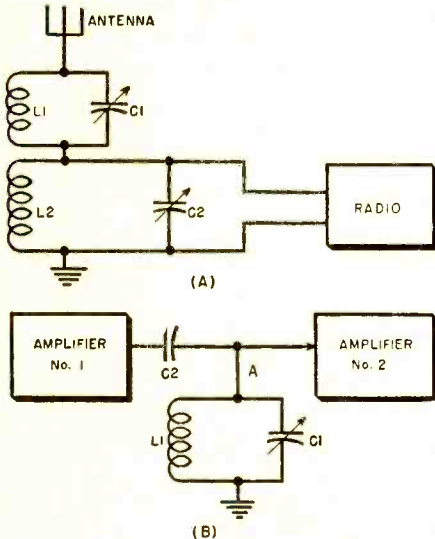


Fig. 2. (A) Resonant trap or rejection circuit.
(B) How gain is increased by resonant circuit.

the L_2 - C_2 combination that feeds the radio. Hence, the frequency to which L_1 - C_1 is tuned is "trapped out" by making it develop its voltage where it will do no harm.

The manner in which resonant circuits help to increment voltage gain is best seen, perhaps, in circuits like that of Fig. 2B. Two radio-frequency amplifiers are to be coupled to each other to form a "cascaded" pair; the intent, obviously, is to get as much voltage amplification as possible. The tubes provide a large measure of this gain but the resonant circuits augment tube action to an enormous extent. The signal voltage from amplifier #1 is transferred to the resonant circuit comprising L_1 and C_1 through coupling capacitor C_2 which, by the way, plays no part in the action. This voltage starts a resonant current flowing in the L_1 - C_1 pair, thus developing a large voltage between point "A" and ground. Since the input of amplifier #2 is connected to point "A," the voltage it receives is much greater than it would have been if the resonant circuit had been omitted. Capacitor C_2 serves only to keep the d.c. volt-

ages in amplifier #1 from affecting the second amplifier.

We have discussed only the more popular parallel resonant circuits in these applications. They are sometimes referred to as "anti-resonant" hookups. Series resonance is applied somewhat differently but performs in very much the same manner.

The following quiz is intended as a self check. You should be able to answer all of the questions correctly if you have mastered the text. Answers are on page 127.

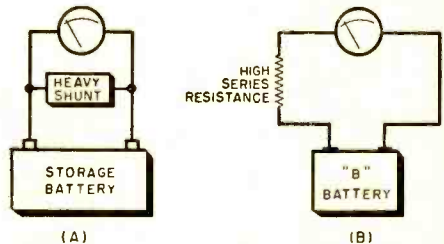
QUIZ

1. How many different frequencies can produce the condition of resonance or anti-resonance in a given LC combination?
2. Is a resonant trap usually considered a rejection or a selection type of circuit?
3. Does a parallel resonant circuit develop a large or a small voltage drop across itself for the resonant frequency?
4. If a parallel resonant circuit is placed in series with a second tuned circuit, does it select or reject the frequency to which it is resonant?
5. If the voltage fed to a radio from a tuned antenna circuit is taken in parallel with an anti-resonant circuit, as in Fig. 2A, does the anti-resonant circuit constitute a trap or a selection circuit?

BATTERY TESTING

IF A STORAGE BATTERY were to be tested with the kind of voltmeter used for checking the condition of radio "B" batteries, the reading obtained would be entirely meaningless and unreliable; on the other hand, attempting to check a "B" battery by means of a storage battery voltmeter would quickly ruin the "B" battery!

The fundamental difference between these two voltmeters is the load or drain placed on the battery during measurement by the instrument itself. Unless a storage battery can maintain its output voltage at about 2 volts per cell (6 volts total for



most of the standard types having three cells in series; 12 volts for batteries found in new cars) under a short-period drain of 300 amperes or more, it cannot be depended upon to start the engine, especially under the conditions imposed upon it in freezing weather. To check a battery under such a condition, an instrument like

(Continued on page 104)

Build YOUR OWN HEATHKITS

INTERESTING—EDUCATIONAL



work has already been done for you. No cutting, drilling, or painting required. All parts furnished including tubes. Knowledge of electronics, circuits, etc., not required to successfully build Heathkits.

Heathkits are fun to build with the simplified easy-to-follow Construction Manual furnished with every kit. Only basic tools are required, such as soldering iron, long-nosed pliers, diagonal cutting pliers, and screwdriver. All sheet metal

New charcoal gray baked enamel panel with highly readable white lettering.

New PRINTED CIRCUIT VACUUM TUBE VOLTMETER KIT

The VTVM is the standard basic voltage measuring instrument for radio and TV servicemen, engineers, laboratory technicians, experimenters, and hobbyists. Because of its extremely high input resistance (11 megohms) the loading effect on the circuit being measured, is virtually negligible. The entire instrument is easy to build from a complete kit, with a detailed step-by-step Construction Manual. Featured in this instrument is an easy-to-wire fool-proof printed circuit board which cuts assembly time in half

CIRCUIT AND RANGES: Full wave AC input rectifier permits 7 peak-to-peak voltage ranges with upper limits of 4000 volts peak-to-peak. Just the ticket for you TV servicemen. Seven voltage ranges, 1.5, 5, 15, 50, 150, 500 and 1500 volts DC and AC RMS. Peak-to-peak ranges 4, 14, 40, 140, 400, 1400, and 4000 volts. Ohmmeter ranges X1, X10, X100, X1000, X10K, X100K, X1 meg. Additional features are a db scale, center scale zero position, and a polarity reversal switch.

IMPORTANT DESIGN FEATURES: Transformer operated—1% precision resistors—6AL5 and 12AU7 tubes—selenium power rectifier—individual AC and DC calibrations smoother improved zero adjust control action—new panel styling and color—new placement of pilot light—new positive contact battery mounting—new knobs—test leads included. Easily the best buy in kit instruments.

New peak-to-peak meter scale—fewer color harmonies—new control knobs.

New printed circuit board for faster, easier construction—exact duplication of Laboratory development model.




Model V-7

\$24.50

New easy-to-read open panel layout. Off-on switch incorporated in selector switch

Shpg. Wt. 7 lbs.

Heathkit HANDITESTER KIT



MODEL M-1
\$14.50

Shpg. Wt. 3 lbs.

The Heathkit Model M-1 Handitester readily fulfills all requirements for a compact, portable volt-ohm-milliammeter. Its small size permits the instrument to be tucked into your coat pocket, tool box or glove compartment of your car. Always the "handitester" for those simple repair jobs. Packed with every desirable feature required in an instrument of this type. AC or DC voltage ranges, full scale 10, 30,

300, 1000 and 5000 volts. Ohmmeter ranges 0-3000 ohms and 0-300,000 ohms. DC milliammeter ranges 0-10 milliamperes and 0-100 milliamperes. Uses 400 microampere meter—1% precision resistors—hearing aid type ohms adjust control—high quality Bradley rectifier. Test leads are included.

Heathkit MULTIMETER KIT



MODEL MM-1

\$29.50 Shpg. Wt. 6 lbs.

Here is an instrument packed with every desirable service feature and all of the measurement ranges you need or want. High sensitivity 20,000 ohms per volt DC, 5000 ohms per volt AC. Has the advantage of complete portability through freedom from AC line—provides service ranges of direct current measurements from 150 microamperes up to 15 amperes—can be safely operated in RF fields without impairing accuracy of measurement.

Full scale AC and DC voltage ranges of 1.5, 5, 50, 150, 500, 1500, and 5000 volts. Direct current ranges are 150 microamperes, 15, 150, and 500 milliamperes and 15 amperes. Resistances are measured from .2 ohms to 20 megohms in three ranges and db range from -10 to +65 db. Ohmmeter batteries and necessary test leads are furnished with the kit.

HEATH COMPANY
A SUBSIDIARY OF DAYSTROM, INC.
BENTON HARBOR 10, MICHIGAN



New
PRINTED
CIRCUIT

Heathkit 3" OSCILLOSCOPE KIT

Ideal for individual home work, ham shack, or as extra instrument for outside servicing.

Compact size, light weight, portable — perfect for service work or field operation.


New, modern styling, gray panel with white lettering, light gray knobs, and red and black terminal posts.

New printed circuit performance, rugged component mounting — assembly time cut in half!

Measures only 11 3/4" x 6 3/4" x 19 1/2" and weighs only 11 pounds.

USE: This brand new Utility Scope was designed especially for servicemen and radio amateurs, and is adaptable for use in all general Scope applications. Perfect for modulation monitoring, etc. Use it to tackle alignment or adjustment problems. Equally valuable in breadboard work. A must for ham shack or for outside servicing.

DESCRIPTION: Front panel controls of the Model OL-1 are "bench tested" for ease of operation and convenience. Sharp focusing 3" CRT. Printed circuit for ease of assembly and constant performance. Assembly time cut in half! High quality electronic components used. Sensitive hor. and vert. amplifiers with broad freq. response; cathode follower for isolation. Push-pull hor. and vert. output to deflection plates. Int. 60 cycle, or ext. sync. Sweep freq. range 10-100,000 cycles. Direct connection to deflection plates. Provision for Z axis input. Uses 3GP1 CRT, 4-12A07 hor. and vert. amplifiers, 1-12AX7 sweep gen., 1-6X4 LV rect., and 1-1V2 HV rect. The Heathkit Model OL-1 is a real standout value at only \$29.50, and is another example of the famous Heathkit combination: quality plus economy.



Model
OL-1

\$29.50

Shpg. Wt.
15 lbs.

Heathkit SIGNAL GENERATOR KIT


USE: This instrument is "serviceman engineer" to fill the requirement for a reliable basic service instrument at moderate cost. Frequency coverage extends in five bands from 160 Kc to 110 Mc on fundamentals, and dial is calibrated to 220 Mc for harmonics. Pre-wound and pre-aligned coils make calibration unnecessary for service applications.

DESCRIPTION: The Heathkit Model SG-8 Signal Generator provides a stable modulated or unmodulated RF output of at least 100,000 microvolts which can be controlled by both a continuously variable and a fixed step attenuator. Internal modulation is at 400 cycles, or can be externally modulated. AF output of 2-3 volts is also available for audio testing. Uses dual purpose 12AU7 as Colpitts RF oscillator and 1 cathode follower for stable, isolated, low impedance output, and type 6C4 tube for 400 cycle oscillator. Operation of the SG-8 is well within the frequency limits normally required for service work. Modern styling features high definition white letters on charcoal gray panel with re-designed control knobs. Modern professional appearance and Heathkit engineering know-how combine to place this instrument in the "best buy" category. Only \$19.50 complete.

New, modern panel and knob styling — professional appearance and professional performance.

Broad frequency coverage — fundamentals from 160 KC to 110 MC in 5 bands — up to 220 MC on calibrated harmonics.

Cathode follower output for good isolation — fixed step and continuously variable attenuation.



Output selection — internal modulation, pure r.f., or audio output.

MODEL SG-8 **\$19.50** Shpg. Wt. 8 lbs.



MODEL
AM-1

\$14.50 Shpg. Wt. 2 lbs.

Heathkit ANTENNA IMPEDANCE METER KIT

The Model AM-1 Antenna Impedance Meter makes an ideal companion unit for the GD-1B Grid Dip Meter or a valuable instrument in its own right. Perfect for checking antenna and receiver impedance and match for optimum system operation. Use on transmission lines, halfwave, folded dipole, or beam antennas. Will double as monitor or relative field strength meter. Covers freq. range of 0-150 Mc and impedance range of 0-600 ohms. Uses 100 microampere meter and special calibrated potentiometer. A real buy at only \$14.50 complete.

Heathkit GRID DIP METER KIT

Amateurs and servicemen have proven the value of this grid dip meter many times over. Indispensable for locating parasitics, neutralizing, and aligning filters and traps in TV or Radio and for interference problems. The Model GD-1B covers from 2 Mc to 250 Mc with 5 pre-wound coils. Featuring a sensitive 500 microampere meter and phone jack, the GD-1B uses a 6AF4 or 6T4 tube. An essential tool for the ham or serviceman.



MODEL
GD-1B

\$19.50 Shpg. Wt. 4 lbs.

ACCESSORIES: Low freq. coverage to 355 KC with two extra coils and calibration curve. Set No. 341A for GD-1B and set No. 341 for GD-1A. Shipping weight 1 lb. Only \$3.00.

HEATH COMPANY

A SUBSIDIARY OF DAYSTROM, INC.
BENTON HARBOR 10, MICHIGAN

New

Heathkit VFO KIT



MODEL VF-1

\$1950

Ship. Wt. 7 lbs.

Here is the new Heathkit VFO you have been waiting for. The perfect companion to the Heathkit Model AT-1 Transmitter. It has sufficient output to drive any multi-stage transmitter of modern design. A terrific combination of outstanding features at a low kit price. Good mechanical

and electrical design insures operating stability. Coils are wound on heavy duty ceramic forms, using Litz or double cellulose wire coated with polystyrene cement. Variable capacitor is of differential type construction, especially designed for maximum bandspread and features ceramic insulation and double bearings.

This kit is furnished with a carefully precalibrated dial which provides well over two feet of calibrated dial scale. Smooth acting vernier reduction drive insures easy tuning and zero beating. Power requirements 6.3 volts AC at .45 amperes and 250 volts DC at 15 milli. Just plug it into the power receptacle provided on the rear of the AT-1 Transmitter Kit. The VFO coaxial output cable terminates in plastic plug to fit standard 1/2" crystal holder. Construction is simple and wiring is easy.

- Smooth acting illuminated and precalibrated dial.
- 6AU6 electron coupled Clapp oscillator and OAZ voltage regulator.
- 7 Band coverage, 160 through 10 meters—10 Volt RF output.
- Copper plated chassis—aluminum cabinet—easy to build—direct keying.


Open layout — easy to build — simplified wiring.

Smooth acting illuminated dial drive.


Clean appearance — rugged construction — accessible calibrating adjustments.

Copper plated chassis for shielding.

Ceramic coil forms — differential condenser.



Heathkit AMATEUR TRANSMITTER KIT



MODEL AT-1

\$2950

Ship. Wt. 16 lbs.

Here is a major Heathkit addition to the Ham radio field, the AT-1 Transmitter Kit, incorporating many desirable design features at the lowest possible dollar-per-watts price. Panel mounted crystal socket, stand-by switch, key click filter, A. C. line filtering, good shielding, etc. VFO or crystal excitation—up to 35 watts input. Built-in power supply provides 425 volts at 100 MA. Amazingly low kit price includes all circuit components, tubes, cabinet, punched chassis, and detailed construction manual.

SPECIFICATIONS:


Range 80, 40, 20, 15, 11, 10 meters.
 6AG7 Oscillator-multiplier.
 6L6 Amplifier-doubler
 8U4G Rectifier.
 105-125 Volt A.C. 50-60 cycles 100 watts. Size: 8 1/4 inch high x 13 1/4 inch wide x 7 inch deep.

Crystal or VFO excitation.

Prewound coils — metered operation.

Rugged, clean construction.

Single knob hand switching.



52 ohm coaxial output.


Built-in power supply.

Heathkit COMMUNICATIONS RECEIVER KIT

HF gain control with AVC or MVC.

Electrical bandspread and scale.

Stable BFO oscillator circuit.



Four band operation 535 to 35 Mc.

Noise limiter—standby switch.

1/2 inch PM Speaker-Headphone Jack.


Six tube transformer operation.

SPECIFICATIONS:

Range.....535 Kc to 35 Mc
 12BE6 Mixer-oscillator
 12BA6 I. F. Amplifier
 12AV6 Detector—AVC—audio
 12BA6 B. F. O. oscillator
 12A6 Beam power output
 5Y2GT Rectifier
 105-125 volts A.C. 50-60 cycles, 45 watts.

A new Heathkit AR-2 communications receiver. The ideal companion piece for the AT-1 Transmitter. Electrical bandspread scale for tuning and logging convenience. High gain miniature tubes and IF transformers for high sensitivity and good signal to noise ratio.

Construct your own Communications Receiver at a very substantial saving. Supplied with all tubes, punched and formed sheet metal parts, speaker, circuit components, and detailed step-by-step construction manual.



MODEL AR-2

\$2550

Ship. Wt. 12 lbs.

CABINET:

Froxylin impregnated plywood cabinet, Shipp. weight 5 lbs. Number 91-10, \$4.30.

HEATH COMPANY
 A SUBSIDIARY OF DAYSTROM, INC.
BENTON HARBOR 10, MICHIGAN

Short-Wave Bands

(Continued from page 65)

LUXEMBOURG—*Radio Luxembourg*, 6090 kc., Junglinster, is heard regularly with programs and commercials in English from 1600 to 1905 s/off. The final announcement in Flemish is the only part not in English. It features quite a few disc jockey programs. This station is also heard well at 0030-0145. (West, N. J.; Mackajewski, Sr., N. Y.)

MOZAMBIQUE—The *Radio Clube de Mozambique* on 4920 kc. has an English request program and commercials that can be heard at 2309-2320. Some c.w. QRM at times will make this a rough one to log.

NETHERLANDS—*Radio Nederland* is now on the summer schedule as follows: to South Asia and Africa at 1045-1125 on 17800, 17775, 15425, and 15220 kc., and alternative on 11950 and 11730 kc.; to Europe and North America at 1645-1725 on 11950, 11730, 9745, 9590, and alternative 6025 and 5980 kc.; to North America, Australia, and New Zealand from 2130 to 2210 on 9745, 9590, 6025, 5980, and alternative 11950 and 11730 kc. (Buettner, Germany)

NIGERIA—The *Nigerian Broadcasting Service* at Lagos on 4800 kc. signs off at 1700 daily and at 1710 on Sunday. It has records until 1700, identifies, and signs off with "God Save The Queen." (West, N. J.)

PORTUGAL—At present the following s.w. stations are operating: (1) *Emisora Nacional*, Lisbon—to the USA at 1915-2130 on 9750 and 5960 kc.; to Macau and Timor at 0600-0800 on 15050 and 11996 kc.; to Portuguese India at 0815-1200 on 15050 and 11996 kc.; to Sao Tome, Principe, Angola, and Mozambique at 1230-1530 on 11996 and 9775 kc.; to Portuguese Guinea, Cape Verde Islands, and Brazil at 1600-1900 on 11915 and 9775 kc.; to Azores and Madeira Islands at 0700-1000 on 11915 kc. relaying medium-waves, at 1300-1900 on 6374 kc. relaying medium-waves; (2) *Radio Renascenca*, Lisbon, a Catholic station, operates from 0330 to 0530, 0700-1000, 1330-1900 on 6154 kc.; (3) *Radio Clube Portugues*, Parede (near Lisbon) operates at 0200-1000, 1330-2000 on 6080 kc. relaying medium-waves. (Sousa, CT#83, Portugal)

SPAIN—A new frequency for *Radio Nacional de Espana*, Madrid, is 7090 kc., heard at 1600 in parallel with 9360; the 9360 channel is heard very well from the USA at 1800-1840 in English. The Spanish clandestine station (Spanish Communist Party in Exile) is being noted on 8070 and 6965 kc. from 1620 to 1800; the 8070-kc. channel is sometimes QRM'ed by a facsimile transmitter at Dorval, Quebec.

THAILAND—*Radio Thailand*, according to a letter just received, operates as follows: home service at 1900-2000, 0700-1020 on 6240, 7140, 11910, and 15640 kc.; overseas service for Thai Forces in Korea is at 0430-0520 with news in Thai at 0435-0450; general overseas service is scheduled for 0525-0657 with news in English at 0530-0545; home service relay is at 0800-0900; North American service operates at 2315-0015 with English news at 2325-2340. The overseas services are radiated on 11670 kc., HSK9, 50 kw.

USSR—James Hart, N. J., wrote to Moscow explaining how the Voice of America and Canadian stations verify reports from any of their stations throughout the world, and asked them to do likewise as it is such a large country with so many stations. Many DX'ers would like to be able to get veries from some of the lesser known stations, thereby getting veries from new zones. The reply from Moscow was as follows: "We are sorry to inform you that we do not verify programs from local stations. We confirm only reception of programs in the English language transmitted from Radio Moscow to North America." It was signed by I. Petrov. That just about eliminates the possibility of getting veries from Kharborovsk, Komsomolsk, and other stations.

SHORT-WAVE RECEPTION is definitely on the upgrade. Recent observations indicate that the sunspot cycle is once again rising and s.w. reception is becoming increasingly better. Now is a good time for many of the older, inactive DX'ers to dust off the receiver and try their hand at tuning. Results *could* be amazing. A person does not have to be a night-owl to get the good DX, either. One of our most active reporters is always in bed by just after midnight.

Late Items

PERU—OAX8C, 9523 kc., *Radio Nacional de Iquitos*, Iquitos, Peru, is being heard on this new channel at 1900-2200. OBX4C, 15197 kc., *Radio El Sol*, at Lima, is being heard at 0700-2200; at first on 15199, it has now settled on 15197. OAX6E, *Radio Continental*, Arequipa, is being heard on 6308 at 1900-0000. OBX4Q, *Radio El Sol*, Lima, is testing its new 10-kw. xmtr. and asking for reports to Box 1711; the tests currently are made Wednesdays and Saturdays at 2215-0100 but are usually not audible until HI4T signs off at midnight.

VENEZUELA—YVQN, Puerto La Cruz, has moved from 3380 to 3335; YVQN was noted at 1900-2230. YVQG, Carupano, has moved from 3320 to 3325; noted 1900-2130.

That's it for this month, gang. Please keep the reports coming!

—30—

Geiger Counter Survey

(Continued from page 27)

"Professional" Model 107—\$139.50 (*Precision Radiation Instruments*). Weighing about 6 pounds, this unit has a 900-volt Geiger tube attached to a 3-foot cable. The probe includes a shield to discriminate between beta and gamma radiation, and the case is waterproofed and tropicalized. There are three means of indicating radioactivity: neon flashing bulb, headphone and meter. The meter is scaled from 0.0 to 0.2, 2.0 and 20.0 mr/hr. Model 107 has a calibration control on the panel which enables field checks without additional equipment. It uses two small 45-volt batteries, one 22½-volt hearing-aid type battery and two flashlight cells; according to the manufacturer, they will "last for months" under normal usage. The "Professional" is sold complete with calibrating sample, batteries, headphone and instructions.

"Radiation Detector" Model RD-86—\$140.00 (*Micro Specialties Co.*). Claimed by the manufacturer to be one of the smallest and lightest Geiger counters available, the "Radiation Detector" measures 3¾" x 2½" x 6¼" and weighs just about 2¼ pounds; this does not include the external probe and leather carrying case. The basic unit is housed in a Bakelite case and incorporates the meter (three-range sensitivity), battery test circuits, flashing neon lamp, and two-tube amplifier circuit. Battery life is claimed by the manufacturer to be about 150 hours under normal field use. Model RD-86 requires one 6-volt and three 30-volt batteries. The probe is chrome-plated and may be purchased with a 16" extension. This unit is sold without earphone, but with batteries, tubes, etc.

"Colorado" Model 200—\$149.50 (*Goldak Co.*). An external probe instrument (4-foot cable), the "Colorado" weighs just under 5½ pounds. It measures 3¾" x 7⅞" x 4¾" and is built into a gray hammertone aluminum case. Power is derived from two 45-volt batteries and two flashlight cells. The circuit is voltage-regulated and mechanically rugged; it utilizes printed circuits and is dip-soldered. Neon flasher, headphones or the three-scale meter may be used as indicator. The scales run from 0.0 to 0.2, 2.0 and 20.0 mr/hr. Model 200 is sold complete with an ore sample and calibration chart, headphones, shoulder carrying strap and complete instructions.

"Ore-Lokator" Model RM2N—\$149.50 (*Nucleonic Co. of America*). Model RM2N weighs about 7½ pounds and has a plug-in type Geiger tube mounted in a chrome-plated probe with 3½ feet of cable. The

July, 1955

Here's the INSIDE STORY on **URANIUM** How to Find it • How to Cash In on it

Amateur prospectors have already become multi-millionaires overnight. Here's how to get started for \$2

NO TIME TO WASTE!

The uranium boom is here! The Government is paying \$35,000 cash bonuses to weekend prospectors! Uranium has been discovered in 45 states, and experts say that no matter where you live, there's an excellent chance of finding uranium within 100 miles of your home. You can make your fortune in uranium, and the best way to get started is with the Uranium Yearbook.

HOW TO BUILD AND USE A GEIGER COUNTER

Compiled by pioneer uranium authorities, this fact-jammed book gives reliable up-to-the-minute information on:

- Where and how to find uranium.
- How to prospect by foot, car, and air.
- How to build your own Geiger or scintillation counter.
- How to judge the quality of counters, and how to use them correctly.
- The right way to make a field assay; how, where, to get free chemical assays.
- Latest Government cash bonus rulings.
- Uranium "hot spots" throughout the U. S. Loaded with photos, diagrams, maps.
- Uranium stock investments: staying out of trouble.
- Many other vitally important chapters.

This authoritative book gives you all the important facts on uranium you'll find, anywhere—and it's all written so you can understand it and cash in on it now. Loaded with photos, maps and diagrams. To get your copy, send the coupon below and just \$2.00 today.

MONEY BACK GUARANTEE

If you don't agree that the Uranium Yearbook is worth many times its cost to you, your money will be refunded, with no questions asked.

DEALERS

This new book will answer all questions on uranium asked by your customers, and make profits for you. Write to address below for dealer prices.

\$2.00
post paid



NEW SCIENCE INSTITUTE, Dept. T

5204 Santa Monica Blvd., Los Angeles 29, California

New Science Institute, Dept. T
5204 Santa Monica Blvd., Los Angeles 29, Calif.

Please rush by return mail _____ copies of the Uranium Yearbook at \$2.00 per copy.

Enclosed is \$ _____ in full payment (cash, check, M.O.)

Name _____

Address _____

City _____ Zone _____ State _____

I understand that I may return book(s) within 15 days for full refund if not satisfied. Dept. T

IT'S NEW! IT'S FREE!

1955 Walter Ashe Catalog of Radio, Electronics and TV



The Treasure Chest of Values!

Features all the leading brands of Communication Equipment, Test Instruments, Build-it-Yourself Kits, Hi-fi, Sound and Recording Equipment, Radio, Electronics and TV Parts and Supplies for every conceivable need... in stock—ready for immediate delivery. A "must" for experimenters, amateurs, servicemen, engineers, builders and "hi-fiers."

Walter Ashe
RADIO CO.
1125 PINE ST. • ST. LOUIS 1, MO.

Send for your
FREE Copy

MAIL COUPON TODAY!

WALTER ASHE RADIO CO.
1125 Pine St., St. Louis 1, Mo.

PE-7-55

Rush FREE Copy of New 1955 Catalog.

Name _____

Address _____

City _____ Zone _____ State _____

ELECTRONIC SUPPLIES

For Experimenters—Service—Industry

Clean Useful items sold on satisfaction
Guaranteed basis. WHOLESALE OR RETAIL.

CONTINUOUS DUTY low voltage power supply—will supply Walkie-Talkies, Transceivers, portable units of many types. Designed to supply plate, screen, and filament power from 12V dry. Electrical specs—Input 12VDC-180MA—Outputs: 4.3VDC-50MA; 4.3VDC-50MA; 45VDC-5MA; 45VDC-5MA; 85VDC-5MA; 85VDC-5MA. Brand New 2204A spare vibrator worth \$8.00 inc. Completely self-contained—wt. 10 lbs. limited quant.

*Lowest previous surplus price... \$19.00
Miniature Storage Battery—Vitaminite—2.2v wet cell 194x 1/2x1/4 New-Dry charged. 99¢ ea.

Western Electric Stepper Switch—6 or 12 V. D.C. 44 steps in model railroad application will show switch blocks and operate signals as loco rides—Worth over \$30.00. Special \$7.95

Resonant Cavity UHF assembly—with fitting—Brand New Type. \$1.49 ea.

Pocket Battery Tester—King Sol! Worth \$8.00 ea. Brand New, boxed instr. sheet. Precision designed ammeter will accept batteries and give accurate dynamic indication of condition. \$1.49 ea.—4 for \$5.00

STANCOR choke—C1710—7 Henry—150MA—Unused—Shelf worn—Reg. \$4.95—Special \$1.00—6 for \$5.00

Hearing Aid Subminiature tubes, unbranded, 5 for \$1.00
Buzzer-type Z2—115V 60 CY—Removed fr. unused equip. \$1.00

Code Trainer—this device will provide an audible sound or blinking light for code training purposes. B/New complete w/instr.—used by USN. Wt. 1 lb. \$2.49

SMALL PARTS & SPECIAL TUBE VALUES

- 3A5 twin triode UHF. 3/ \$1.00
- 1625 B Pent. 3/ \$1.00
- 1820 Magic Eye. 7/ \$1.00
- 807 B Pent. 1/ \$1.00
- 832A Twin Pent. 5/ \$5.00
- 304TL 3 kilowatt Triode \$8.00
- 838 100W triode. 1/ \$1.50
- 1N22 diode. New. 3/ \$1.00
- 1N34 diode. New. 2/ \$1.00
- 6-1 Planetary Drive—Vernier dial—Cord drive—Ball Bearing suspension—Concentric Shafts \$4.82
- Electric Timer—3x4x6 3/4"—input 115VAC—output 12VAC & 115VAC—can set for 0-1 hour—contains constant speed motor—clean & fully guaranteed—Few in Stock. 1/ \$2.95
- High Pass Filter—470 Mc & up. Atten. 470 Mc less than 3dB cutoff—freq. 350 Mc @ 60B down. 79¢—3/ \$2.00
- Miniature Xformer. 9 porcelain terminals, schematic on case, as used with transistors. 1/ \$1.00
- Phone cushion red/wht trim. SM Chassis 8,000 Ohm relay. \$.98
- Paper tubular Con. . 50/ \$1.00
- Electrolytic Cond. cans Multi-plate type Fresh. 6/ \$1.00
- Infra-Red Filter MC-430, 1 1/4" dia. 2/ \$1.00
- Assd. precision resistors 5%. doz \$1.00
- W.E. Ouncer Xformer Ratio 2.5:1 2/ \$1.00
- Haydon motor 24VAC 1/24rpm Worth \$8.00. NEW \$1.00
- Electrolytic-tubular. 1MPD, 50VDC 12 1/2 Tube type tubes. Silver plate 2 1/4 x 1. 20/ \$1.00
- Throat Mike, Carbon w/instr. News 98¢; 6/ \$5.00
- MIC 75 ass'd. 10/ \$1.00
- Resistor, Koolohm—10W 4k. 20/ \$1.00

Include Postage with Order
REX RADIO SUPPLY

88 CORTLANDT STREET, NEW YORK 7, N. Y., CO 7-1617

case is watertight (and tropicalized) hammertone blue aluminum. Sensitivity is claimed to be 0.02 mr/hr, which is roughly down to a concentration of 0.003% uranium. The "Ore-Lokator" is metered and calibrated from 0.0 to 0.25, 2.5 and 25 mr/hr. and battery life is rated at 400 hours. There is single-switch control for all meter scales, plus a position to check voltage applied to the Geiger tube. A neon panel light is provided to indicate when the unit is in operation, and headphone may be attached. Model RM2N is sold with a radioactive calibrating source, headphone, batteries, sample pans and instruction booklet.

"Model GS-3"—\$149.50 (*Nuclear Measurements*). This is a rugged unit originally designed to military specifications. It weighs 4 1/4 pounds and measures 7" x 3 1/2" x 3". Model GS-3 uses three miniature "B" batteries and two small "D" cells, having a replacement cost of \$6.30. Life expectancy is over 300 hours of intermittent use for the "D" cells and 600 hours for the "B" batteries. Metered for 0-500, 0-5000, and 0-50,000 counts per minute, it uses a special relaxation-type oscillator for high-voltage generation. The manufacturer particularly stresses compact, rugged construction; tests show no damage after a 5' fall on concrete. The unit is sold with a probe that may be readily disassembled for cleaning. Purchase price includes strap for carrying, single headphone, etc.

"Military Type" Model PR-6—\$159.50 (*EL-Tronics*). A rugged Geiger counter originally intended to meet specific military service requirements is the *EL-Tronics* Model PR-6. The manufacturer has designed the circuit to afford battery life in the hundreds of hours for normal field survey use. Metered with three scales ranging from 0.2 mr/hr. to 2.0 and 20.0 mr/hr., Model PR-6 uses two 67 1/2-volt "B" batteries and one 1 1/2-volt flashlight cell. It is waterproof and tropicalized in a hammertone case measuring 5 1/2" x 8 1/4" x 5 1/4". An external probe slips into the case housing so that it will not be damaged when in the field. This unit is shipped complete with batteries, instructions, earphones, etc.

"Model F-6"—\$159.50. (*Technical Associates*). There are several unusual features to this unit, including a loudspeaker in place of the earphones, an extra-long cord (5-foot) on the probe, and a sensitive metering system reading 500 to 5000 counts per minute. Model F-6 is built into a hammertone finish aluminum case. The complete instrument weighs 7 1/4 pounds and measures 10" x 4 3/8" x 5 5/8". Battery life is



National Schools brings you a new dimension in training for TELEVISION-RADIO-ELECTRONICS

YOU CAN LEARN BY HOME STUDY, IF—

- you are ambitious to increase your earning power.
- you want to broaden your knowledge and skill.
- you choose the school with the most complete training, service and experience.

50 Years of Successful Training

National Schools has been training men for success since 1905. Our graduates are located around the globe, in good-paying jobs in servicing, installation and manufacturing... in public and private industry, or in their own businesses.

What This New Dimension in Home Study Means to You

As a National Schools student, with Shop Method Home Training, you master *all phases* of the industry—TV, Radio, Electronics—theory and practice. You learn *HOW* and *WHY*, in one complete course at one low tuition. Age and education are no barriers. Because our world headquarters are in Los Angeles—a “Capital City of Electronics”—we are in close touch with industry. Our lessons and manuals keep you up-to-the-minute on latest developments. We show you how to make spare time earnings as you learn, and give you free placement assistance upon graduation. Both our Resident and Home Study courses are approved for G. I. Training. If you are of draft age, your course helps you achieve specialized ratings and pay grades.

Your Course Includes Valuable Units

We send you important equipment, including a commercial, professional Multitester . . . plus parts to build Receivers, Oscillators, Signal Generator, Continuity Checker, other units, and Short Wave and Standard Broadcast Superhet Receiver.

Mail Coupon for Complete Information

These 2 free books explain our new dimensions in Home Training. Get illustrated fact-book and sample lesson. No obligation, mail coupon now!

NATIONAL SCHOOLS

TECHNICAL TRADE TRAINING SINCE 1905
Los Angeles 37, Calif. • Chicago: 323 W. Polk St.
In Canada: 811 W. Hastings St., Vancouver, B.C.



MAIL NOW TO OFFICE NEAREST YOU!

(mail in envelope or paste on postal card)

NATIONAL SCHOOLS, Dept. R2G-75

4000 S. FIGUEROA STREET OR 323 W. POLK STREET
LOS ANGELES 37, CALIF., OR CHICAGO 7, ILL.

Rush FREE BOOK, “Your Future in Radio-TV-Electronics,” and FREE LESSON. No obligation, no salesman will call.

NAME _____ BIRTHDAY _____ 19__

ADDRESS _____

CITY _____ ZONE _____ STATE _____

Check if interested ONLY in Resident Training at Los Angeles.

VETERANS: Give date of discharge _____

THE H & R PERPETUAL CATALOG

Are you aware of the latest devices in electronics and industry? When on our mailing list, you will receive our Monthly Bulletins featuring outstanding values in: Timers, Relays, Switches, Motors, Blowers, Meters, and a wide and varied selection of fine electronic equipment. The next 12 issues can be yours for just 25¢. Included in the current bulletins are:

RADIOSONDE TRANSMITTER

S.C. Type T49B/AMTL Complete X-mitter with 3A5 tube, less batteries. Parts contained ideal for model control applications. No. P4266 \$3.95 10 For \$35.00

PELORUS COMPASS DIAL

7 1/2" dia. White translucent compass dial calibrated 0-360°. May be edge or back illuminated. No. P2880 \$1.50

GATTY WORLD & STAR MAP

Combination world and star chart for finding latitude & longitude by the stars. With complete instructions; Size 44 x 22". No. P4202 \$1.00 Per Dozen \$10.00

SANGAMO WATTHOUR METERS

Like new. Rated 5 A. @ 115 V., 60 cy. With glass cover, Metal Base. No. P4512 \$4.95 Six For \$27.00

60 MINUTE TIMER

Strikes a bell at end of present time. Mounted on chrome panel. Large easy-to-set knob. Size: 4 3/8" W. x 2 3/4" H. x 1 3/8" D. No. P4273X \$1.95 10 For \$17.50

BLACK LIGHT KITS

Includes 4 W. bulb, ballast, starter, starter socket, lamp mounting, switch, line cord & plug and schematic. No. P4517 \$2.50 10 For \$22.50
Same as above, except with 8 W. bulb. No. P4519 \$2.95 10 For \$26.00

8 WATT GERMICIDAL KIT

For the "Do-It-Yourself" enthusiasts—a complete kit including everything required for complete home sanitation. Kit consists of: 8 W. germicidal lamp, pair of lamp mtg. brackets, ballast, starter, starter socket, switch & line cord, and plug. Operates on 110-120 V. 60 cy. Instructions included are easy to follow. No. P4521 \$8.95 10 Kits For \$80.00

ALL ITEMS SHIPPED F.O.B. PHILADELPHIA
POSTAGE IS EXTRA

HERBACH & RADEMAN, INC.

1204 ARCH STREET PHILADELPHIA 7, PENNA.

PROFESSIONAL GEIGER COUNTER KIT MODEL GCK-1



Designed and executed by experts in radiation counter field. All internal and external metal work completed and beautifully finished. Eyeletted phenolic card for easy circuit hook-up. Highest quality meter with special scale calibrated in counts per minute. Three range sensitivity switch. Includes headphones and carrying strap. Makes a counter equal to many in the \$150 class.

\$59.50, less batteries. Send for Complete Data.

GRAHAM ELECTRONICS SUPPLY, INC.
Indianapolis, Indiana
102 South Pennsylvania Street

claimed by the manufacturer to be about 200 hours under normal field conditions. The meter has been especially selected for visibility and may be easily read at arm's length. A built-in battery-checking circuit enables the operator to ascertain battery condition in the field. Model F-6 is sold complete with batteries, instructions, calibration source, carrying strap and AEC booklets.

"Survey Meter" Model SM-5A—\$185.00 (Nuclear Research Corp.). Although designed for military requirements, this unit has found some favor in uranium prospecting. It measures 4 3/4" x 4 7/8" x 8 7/8" and weighs just under 6 pounds. Model SM-5A uses a probe with a sliding shield for beta discrimination. It is metered with three scales ranging from 0.5 to 5.0 and 50.0 mr/hr on a 50-microampere meter. Battery life is claimed by the manufacturer to be 170 hours on the basis of an eight-hour-per-day operation. The unit is sold complete with earphones, carrying strap, calibration source and instruction manual.

"Thyac" Model 389C—\$225.00 (Victoreen Instrument Co.). This unit was originally designed to meet certain military specifications. Built in a rugged heavy-duty case, it weighs 5 7/8 pounds including the probe. The case is fiberglass reinforced plastic measuring 10" x 4 3/4" x 6 3/4". A 1B85 Geiger tube is used with this instrument. It is mounted in a probe attached to the case with a 4-foot self-coiling cable. Beta discrimination is possible with a shield surrounding the tube. Battery life is claimed by the manufacturer to be 110 hours at a rate of four hours use per day. Metered with ranges of 0.2, 2.0, and 20 mr/hr, it operates from a single mercury cell (1.3 volts) and a 4 1/2-volt battery. The circuit is completely voltage-regulated and will maintain meter calibration while the batteries age. Model 389C is sold with plastic carrying strap, batteries, earphone and instruction book.

"Survey Meter" Model SU-14—\$225.00 (Tracerlab). This lightweight Geiger counter has a meter built in with calibrated ranges of 0.25, 2.5, and 25.0 mr/hr, plus counts-per-minute ranges of 500, 5000, and 50,000. The instrument measures 9 1/2" x 3 3/8" x 4 1/4" and is claimed by the manufacturer to be gasket-sealed for maximum waterproofing. Battery requirements include four flashlight cells and three 45-volt "B" batteries whose life is expected to be 150 hours of continuous operation. The probe is attached to the instrument with a 3-foot coiled retractile cable. Model SU-14 is sold complete with batteries, instruction manual, calibrated source, carrying strap, etc.



Superior's new
Model 670-A

SUPER METER

A COMBINATION VOLT-OHM MILLIAMMETER PLUS
CAPACITY REACTANCE INDUCTANCE AND DECIBEL MEASUREMENTS

SPECIFICATIONS:

D.C. VOLTS: 0 to 7.5/15/75/150/750/1,500/7,500 Volts
A.C. VOLTS: 0 to 15/30/150/300/1,500/3,000 Volts
OUTPUT VOLTS: 0 to 15/30/150/300/1,500/3,000 Volts
D.C. CURRENT: 0 to 1.5/15/150 Ma. 0 to 1.5/15 Amperes
RESISTANCE: 0 to 1,000/100,000 Ohms 0 to 10 Megohms
CAPACITY: .001 to 1 Mfd. 1 to 50 Mfd. (Good-Bad scale for checking quality of electrolytic condensers.)
REACTANCE: 50 to 2,500 Ohms 2,500 Ohms to 2.5 Megohms
INDUCTANCE: .15 to 7 Henries 7 to 7,000 Henries
DECIBELS: -6 to +18 +14 to +38 +34 to +58

ADDED FEATURE:

Built-in ISOLATION TRANSFORMER
reduces possibility of burning out meter through misuse.

The Model 670-A comes housed, in a rugged crackle-finished steel cabinet complete with test leads and operating instructions.

\$2840
NET



Superior's new
Model TV-11

TUBE TESTER

SPECIFICATIONS:

- ★ Tests all tubes including 4, 5, 6, 7, Octal, Lock-in, Peanut, Bentam, Hearing Aid, Thyatron Miniatures, Sub-miniatures, Novals, Sub-minars, Proximity fuse types, etc.
- ★ Uses the new self-cleaning Lever Action Switches for individual element testing. Because all elements are numbered according to pin-number in the RMA base numbering system, the user can instantly identify which element is under test. Tubes having tapered filaments and tubes with filaments terminating in more than one pin are truly tested, with the Model TV-11 as any of the pins may be placed in the neutral position when necessary.
- ★ The Model TV-11 does not use any combination type sockets. Instead individual sockets are used for each type of tube. Thus it is impossible

to damage a tube by inserting it in the wrong socket.


- ★ Free-moving built-in roll chart provides complete data for all tubes.
- ★ Newly designed Line Voltage Control compensates for variation of any Line Voltage between 105 Volts and 130 Volts.
- ★ NOISE TEST: Phono-jack on front panel for plugging in either phones or external amplifier will detect microphonic tubes or noise due to faulty elements and loose internal connections.

The Model TV-11 operates on 105-130 Volt 60 Cycles A.C. Comes housed in a beautiful hand-rubbed oak cabinet complete with portable cover

EXTRA SERVICE—The Model TV-11 may be used as an extremely sensitive Condenser Leakage Checker. A relaxation

type oscillator incorporated in this model will detect leakages even when the frequency is one per minute.

\$4750
NET



THE NEW
MODEL
TV-50

GENOMETER

A versatile all-inclusive GENERATOR which provides ALL the outputs for servicing:
A.M. Radio • F.M. Radio • Amplifiers • Black and White TV • Color TV

7 Signal Generators in One!

- ✓ Bar Generator
- ✓ R. F. Signal Generator for A.M.
- ✓ R. F. Signal Generator for F.M.
- ✓ Audio Frequency Generator
- ✓ Cross Hatch Generator
- ✓ Color Dot Pattern Generator
- ✓ Marker Generator

R. F. SIGNAL GENERATOR: The Model TV-50 Genometer provides complete coverage for A.M. and F.M. alignment. Generates Radio Frequencies from 100 Kilocycles to 60 Megacycles on fundamentals and from 60 Megacycles to 180 Megacycles on powerful harmonics.

VARIABLE AUDIO FREQUENCY GENERATOR: In addition to a fixed 400 cycle sine-wave audio, the Model TV-50 Genometer provides a variable 300 cycle to 20,000 cycle peaked wave audio signal.

BAR GENERATOR: The Model TV-50 projects an actual Bar Pattern on any TV Receiver Screen. Pattern will consist of 4 to 16 horizontal bars or 7 to 20 vertical bars.

CROSS HATCH GENERATOR: The Model TV-50 Genometer will project a cross-hatch pattern on any TV picture tube. The pattern will consist of non-shifting, horizontal and vertical lines interlaced to provide a stable cross-hatch effect.

DOT PATTERN GENERATOR (FOR COLOR TV) Although you will be able to use most of your regular standard equipment for servicing Color TV, the one addition which is a "must" is a Dot Pattern Generator. The Dot Pattern projects on any color TV Receiver tube by the Model TV-50 will enable you to adjust for proper color convergence.

MARKER GENERATOR: The Model TV-50 includes all the most frequently needed marker points. The following markers are provided: 189 Kc., 282.5 Kc., 456 Kc., 600 Kc., 1000 Kc., 1400 Kc., 1800 Kc., 2000 Kc., 2500 Kc., 3579 Kc., 4.5 Mc., 5 Mc., 10.7 Mc., (3579 Kc. is the color burst frequency.)

THE MODEL TV-50 comes absolutely complete with shielded leads and operating instructions. Only...

\$4750
NET

**SHIPPED ON APPROVAL
NO MONEY WITH ORDER — NO C.O.D.**

Try any of the above instruments for 10 days before you buy. If completely satisfied then send down payment and pay balance as indicated on coupon. No Interest or Finance Charges Added! If not completely satisfied return unit to us, no explanation necessary.

MOSS ELECTRONIC DISTRIBUTING CO., INC.
Dept D-144, 3849 Tenth Ave., New York 34, N. Y.

Please send me the units checked. I agree to pay down payment within 10 days and to pay the monthly balance as shown. It is understood there will be no finance, interest or any other charges, provided I send my monthly payments when due. It is further understood that should I fail to make payment when due, the full unpaid balance shall become immediately due and payable.

Name:.....
Address:.....
City:..... Zone..... State:.....

- Model 670-A Total Price \$28.40 \$7.50 within 10 days. Balance \$3.50 monthly for 6 months.
- Model TV-11 Total Price \$47.50 \$11.50 within 10 days. Balance \$6.00 monthly for 6 months.
- Model TV-50 Total Price \$47.50 \$11.50 within 10 days. Balance \$6.00 monthly for 6 months.

precise MODEL G-1
"AD-ON" GEIGER COUNTER
REALLY SOUNDS OFF!



By a unique and exclusive "AD-ON" system, Precise makes available the most modern and ordinarily very expensive Geiger equipment at an amazingly low price. Here you start with as good a basic device as can be purchased and add to it as required—never throwing away your initial investment as your needs increase.

The Precise Model G-1 features these important "extras":

- ★ a transistorized audio system
- ★ a unique alarm signal arrangement that gives a long alert (even on a single radiation count)
- ★ an external Geiger tube probe and handle
- ★ a 67½ volt battery that is limited virtually only by its shelf life.

In addition, Precise makes available these additional "AD-ON" sections to increase the versatility of the Model G-1:

- ★ Model G-2 Meter Adapter—for visual meter indications in mr/hr
- ★ Model C-3 Ganged Geiger Tube Assembly—to multiply sensitivity 3 to 10 times for each section added
- ★ Model S-1 Scintillation Adapter

See them at your local jobber or write for details

PRECISE DEVELOPMENT CORP. • OCEANSIDE, N. Y.

here's the **EASY** way
to find

short circuits
broken wires
bad connections



TROUBLE TRACKER JR.
\$2.89

• You can save time and money on electrical repairs with Trouble Tracker Jr. Check basic continuity of low-resistance power-off electrical circuits by simply touching Trouble Tracker Jr. to both-
some wiring. A flash of the built-in light pin-points where your trouble lies.

See for yourself! Try Trouble Tracker Jr. at your neighborhood electrical store, write us for the name of your nearest dealer, or, for quick delivery, send your money to Dept. PE.



A SUBSIDIARY OF GENERAL PRECISION EQUIPMENT CORPORATION

"Countmaster" — \$250.00 (*Hoffman Radio Corp.*). One of the most versatile and unusual Geiger counters is the "Countmaster," which permits the prospector to make an immediate field assay of his uranium find. Besides being metered with ranges of 0.2 to 20.0 mr/hr, this instrument incorporates a timing device that controls four banks of neon lamps acting as a recorder. Counting range is up to 12,000 counts per minute. The "Countmaster" weighs 7½ pounds, including the external probe. Figures on battery replacement and battery life were not available at this writing, but may be assumed to be within reasonable limits and comparable to other equipment.

"Thyac II" Model 646—\$255.00 (*Victoreen Instrument Co.*). An improved version of the "Thyac" (\$225.00), this Geiger counter particularly features six-range sensitivity starting at 500 counts per minute. (Using the 1B85 tube, a reading of 0.2 mr/hr is roughly equivalent to 800 counts per minute.) Also included in this circuit is an arrangement for four time constants from ½ to 10 seconds. There is a regulated vibrator high voltage supply, and battery replacement cost is claimed by the manufacturer to be about \$1.50. The "Thyac II" can be usefully employed in laboratories as well as for uranium prospecting. Mechanically, this unit is rather similar to the "Thyac," having the same weight and battery requirements. It is also sold with a deep hole probe for \$95.00 extra.

"Oracle" Model 2613—\$325.00 (*Nuclear-Chicago*). This is probably the top-notch Geiger counter on the market today. Its sensitivity is such that changes of 0.001 mr/hr may be read on the built-in meter. This extraordinary sensitivity results from the use of a "pack" of ten G-M tubes mounted inside the unit. These tubes are specially matched and tested before shipment. The manufacturer claims that if one or more of the tubes go bad the instrument may be recalibrated in the field with only a very small loss of sensitivity. Metering is provided in three ranges starting at the low value of 0.02 mr/hr and going to 0.2 and 2.0 mr/hr full scale. Normal cosmic-ray background count is approximately half scale on the most sensitive meter scale. A special 900-volt stabilized audio oscillator high-voltage supply is used to excite the cluster of G-M tubes. Under normal field use, the batteries are claimed to last more than 250 hours; their replacement cost is about \$7.00. A neon light on the panel of the instrument gives a visual indication in case of battery failure. The "Oracle" is shipped with a calibrated 0.1% uranium sample to enable field calibration and grid surveying.

The following manufacturers of Geiger counters are represented in the "Market Survey" starting on page 21. Readers are urged to contact them for further information on any of the units described.

American Laboratories, Inc.
471 Clifton Ave.
Newark 4, N. J.

Barrett
22319 Kathryn Ave.
Torrance, Calif.

Detectron Corp.
5528 Vineland Ave.
North Hollywood, Calif.

EICO
84 Withers St.
Brooklyn 11, N. Y.

Electronic Applications, Inc.
5024 Lee Highway
Arlington 7, Va.

El-Mec Products, Inc.
10302 Franklin Ave.
Franklin Park, Ill.

El-Tronics, Inc.
Fifth and Noble Sts.
Philadelphia 23, Pa.

Fisher Research Laboratory
1961 University Ave.
Palo Alto, Calif.

Goldak Co.
1544 W. Glenoaks Blvd.
Glendale 1, Calif.

Hoffman Radio Corp.
3761 South Hill St.
Los Angeles 7, Calif.

Magna Electronics Co.
9810 Anza Ave.
Inglewood, Calif.

Micro Specialties Co.
1834 University Ave.
Berkeley 3, Calif.

Nuclear-Chicago
229 West Erie St.
Chicago 10, Ill.

Nuclear Measurements Corp.
2460 N. Arlington Ave.
Indianapolis 18, Ind.

Nuclear Research Corp.
2563 Grays Ferry Ave.
Philadelphia 46, Pa.

Nucleonic Co. of America
196 DeGraw St.
Brooklyn 31, N. Y.

Philmore Mfg. Co.
113 University Place
New York, N. Y.

Precise Development Corp.
Oceanside, N. Y.

ALLIED has the great KIT VALUES! TOP QUALITY • EASY TO BUILD

NEW

Geiger Counter Kit

Uranium Locator — Radioactivity Detector



Get started in uranium prospecting now with this extremely sensitive instrument — comparable to costly equipment yet easy to build at only a fraction of the price. Just turn it on, flip the high-voltage switch and listen to the clicks in the headphone when you hit a radioactive source. Uses low-cost long-life batteries. Complete with all parts, tubes, case with handle, 22½ and 1½ volt batteries, radioactive sample and headphone. More sensitive than units selling at several times this low price. Shpg. wt., 1½ lbs.

83 S 242 Geiger Counter Kit... \$15.95

POPULAR ALLIED KITS



Famous Radio Lab Kit (10 Kits In 1)

Here's the most instructive Experimenter's kit you can buy. With it, you can build a broadcast receiver, phono amplifier, phono oscillator, signal tracer, electronic timer, photo cell relay, home broadcaster, electronic switch, etc. Fascinating, instructive. Complete with all parts, tubes, microphone, 12-page manual. Shpg. wt., 10 lbs.

83 S 265. Radio Lab Kit, only... \$14.25



Knight 3-Way Portable Radio Kit

Learn radio while you build and enjoy this sensitive AC-DC-battery portable receiver. Tunes 535-1620 kc; superhet circuit; includes built-in antenna; automatic volume control; 5" PM dynamic speaker; handsome carrying case. Easy to assemble. Complete with punched chassis, all parts, tubes and cabinet Shpg. wt., 6 lbs.

83 SX 730. Portable Radio Kit, only \$18.75
80 J 651. Battery Kit for above. Only \$2.40



Dependable Knight VOM Kit

Most useful of all electronic test instruments. Features: 20,000 ohms per volt; 20 versatile ranges; precision 1% multipliers; full-vision 4½" meter; front panel "zero adjust"; single switch for selection of function and range required; sturdy bakelite case, 6¾ x 5¾ x 3¾". Complete with all parts, wire, solder, test leads, batteries and instructions. Easy to build, 5 lbs.

83 F 140. Knight VOM Kit, only... \$26.50

Dozens of
Other Kits
Available

FREE

308-Page Allied Catalog

You'll find everything you'll need in Electronics in the 1955 ALLIED Catalog. Select from the world's largest stocks of parts, tubes, tools, kits, books, diagrams — plus Amateur, TV, Hi-Fi equipment, test instruments, recorders, at lowest, money-saving prices. Write for your FREE copy.

ALLIED RADIO

Send for
FREE
Catalog

ALLIED RADIO CORP., Dept. 79-G-5
100 N. Western Ave., Chicago 80, Ill.

- Send FREE 308-Page Catalog
 Send Kit No. 83 S 242 Send Kit No. 83 F 140
 Send Kit No. 83 S 265
 Send Kit No. 83 SX 730 \$ _____ enclosed

Name _____

Address _____

City _____ Zone _____ State _____

Scheme and Variations

(Continued from page 85)

Ninths? . . . Licorice-Stick Leap . . . The Syncopated Harp . . . Clef Hanging By Seven Frantic Fiddlers . . .

"Go, man, go!" she screamed ecstatically, pounding out a double-beat with clenched fists.

. . . The Dixieland Theremin . . . Pastoral For Cool Cello And Tenor Fife . . . Toccata And Up-Beat: Tin Horn O'Toole And His Sheet Metal Six . . .

"Oh, you're so *with-it*, Dad!" she moaned. "Now spin all this real-gone stuff!"

I spun it. While the wild patterns of dissonance and butchered harmony jarred the glassware and rattled the pictures on the walls—hi-fi was earning itself another fan. I just sat there, silently praying it wouldn't scar my eustachian canal.

"Boy! This is the greatest!"

"Uh . . . yes."

"Doesn't it just send you!"

"It will," I admitted, "in time."

And a few nightmarish measures later, it sent me right out of this world . . . or out to the restful solitude of the backyard, anyway, where I offered up silent apologies to Messrs. Bach, Beethoven, Mozart, et al.

After that, I had no difficulty in spreading an extensive hi-fi system all over the place. The wife was even excited when I began planning several brick baffles and insisted on mixing the mortar for me. Her enthusiasm for hi-fi was superseded only by her fetish for playing a twenty-four hour charivari of Bop, Modern Jazz and Experimental Music.

Well, that was all weeks ago. While I enjoy the hi-fi setup, I'm becoming restless again and my interest is turning to other, more complicated projects. Like my very own ham station with my very own call-letters, for instance. A dream of long-standing . . . being able to lounge in the comfort of my home and exchange chit-chat with amateurs all over the world. In preparation for that glorious day when I've finally gotten the license neatly framed over the finished transmitter, I've been secretly dabbling around with various oscillators—some of which occasionally give out with shrill and raucous sounds from my workshack.

Awhile back, the wife raced out of the house and was headed for the workshack just as I calmly stepped out—locking the door behind me. The patio hi-fi unit was making the welkin ring with *Persian Marketplace: Nifty McSqueal And His Nebraska Nudniks*. I assumed an air of nonchalance . . . whistling contrapuntally between my front teeth.

July, 1955

**Build the instruments
the professionals specify...
BUILD EICO KITS—SAVE 50%**




Vacuum Tube
Voltmeter
KIT \$25.95
Wired \$39.95



EICO VTVMs
in use in labs
of Stromberg-
Carlson,
Rochester, N.Y.

EICO test instrument kits are complete and professional from circuitry to front panel—are utilized by TV leaders like Stromberg-Carlson, CBS-Columbia, Emerson, etc., leading electronic schools and universities, and over 60,000 radio-electronic servicemen coast to coast.



5" Push Pull
Oscilloscope
KIT \$44.95
Wired \$79.95

Exclusive "Beginner-Tested" step-by-step instructions make it easy, educational and enjoyable to build EICO Kits. Only basic tools, no electronics knowledge required. *You build 'em in one evening—they last a lifetime.* Exclusive 5-way Guarantee on instructions, components, performance, lifetime service and calibration. No wonder there are over 1/2 million in use the world over!



6V & 12V Battery
Eliminator & Charger
KIT \$29.95
Wired \$38.95

42 models to choose from. There is an EICO Distributor in your neighborhood. Write for his address & FREE CATALOG PE-7.



Prices 5% higher
on West Coast © 55

1,000 Ohms/Volt
Multimeter
KIT \$12.90
Wired \$14.90

EICO®

84 Withers Street
Brooklyn 11, N. Y.

Locate Uranium

with the instruments prospectors use



Professional prospectors rely on the NMC geiger counter and NMC scintillation counter because they are the most rugged and only completely waterproof instruments in their price range. They are shockproof, easy to service, have long battery life. Geiger counter (4 3/4 lbs.) has three ranges, built-in sample for accurate field calibration, meets Navy 40-T-9 tests; is essentially the same as only instrument to receive Federal Civil Defense approval. Scintillation counter (4 1/2 lbs.) may be used in car or plane. Write for details and free helpful data.



Geiger Counter
Prices from \$99.50



Scintillation Counter
Prices from \$399.50

Nuclear Measurements Corp.

2428 N. ARLINGTON AVE. • INDIANAPOLIS 18, IND.

Get Your F. C. C. LICENSE Quickly!

Correspondence or residence preparation for F. C. C. examinations. Results guaranteed.

An FCC commercial operator license means greater opportunities and higher pay. We are specialists in preparing you, in a MINIMUM OF TIME to pass FCC examinations for all classes of licenses. Beginners get 2nd class license in 5 weeks and 1st class in 3 additional weeks.

Regularly scheduled resident classes are held in Washington, D. C. and Hollywood, California. Correspondence courses are conducted from Hollywood. Write for our free booklet which contains complete details.

GRANTHAM School of Electronics

Dept. 104-M
6064 Hollywood Blvd.
Hollywood 28, Calif.

OR

Dept. 204-M
737 11th St. N. W.
Washington, D. C.

INVENTORS

Send for
PATENT INFORMATION
Book and
INVENTOR'S RECORD
without obligation

GUSTAVE MILLER
75-PE WARNER BUILDING
WASHINGTON 4, D. C.

REGISTERED PATENT ATTORNEY

ASSOCIATE EXAMINER
U. S. PAT. OFF. 1922-1929

Patent Attorney & Advisor
U. S. NAVY DEPT. 1930-1947
PATENT LAWYER

Make money!
**ADDRESS and MAIL
POSTCARDS at HOME**
Write today!
MR. KAY, BOX 14, BELMONT, MASS.

"Was that *you*—that voice I just heard?" demanded the wife. "It sounded exactly like a broadcast coming out of this work-shack! What's been going on out here, Buster?"

I broke beat and lifted an eyebrow at her.

"You're hearing things again," I cooed sympathetically. "Why don't you start playing something of a more soothing nature on the Hi-Fi?"

I've got her off balance again, I'm happy to say.

-50-

Hi-Fi Distortion

(Continued from page 72)

An extreme form of transient distortion which makes music sound somewhat peculiar, and is also noticeable with speech, occurs when program material is transmitted over very long land or telephone lines. Land lines normally produce losses of high frequencies, which become considerable over distances of many miles. To make up for such losses, special electronic networks are incorporated at intervals along the line which restore these high frequencies. However, although the restoration of the high frequencies results in an over-all frequency response that is flat over the range of audio frequencies, phase distortion occurs to such a considerable degree that the higher frequencies arrive a noticeable length of time later than the lower frequencies.

This results in transient distortion of a particularly obvious form, because a composite sound becomes separated in transit along the line. For instance, the sound of a clap or similar noise will arrive in two distinct parts: the low frequency part will arrive first and the higher frequency component will arrive later, thus producing a very peculiar effect quite unlike an original hand clap. Similarly, with speech, a final "ess" (as in the word "has") will be separated as it travels along the line so that at the receiving end it will sound like a "zee" followed by an "ess." This kind of effect on speech can be quite easily observed. After noticing it in this form, a similar effect on the music can be noted with program material that has been transmitted in the same manner.

It has been proved that our ears behave somewhat in the manner of a wave analyzer, i.e., they pick out the different frequencies present in composite sound, and from the relationship between these frequencies they recognize the pattern of sound as something familiar, and there-

by identify it. All the kinds of distortion so far described do not alter the actual component frequencies present in the composite sound—they merely alter the relative amplitude or the position of these frequencies in time, in such a way that the waveform may be unrecognizable on the oscilloscope in comparison with the original. Even so, analysis would show that the same component frequencies were present at both input and output.

The kinds of distortion that are of great concern to the audio specialist are those that introduce components of spurious frequencies. We did not go straight into a discussion of these forms at the outset because of a common confusion that exists between the various kinds. We have discussed the simplest kinds of distortion first to avoid this kind of confusion. —30—

Rejuvenate R/C Batteries

(Continued from page 60)

completely isolated from the 117-volt line.

Bend the minus terminal of the 65-milliampere selenium rectifier to fit against one switch contact and solder. Solder the wire

lead of the 2000-ohm, 10-watt resistor to the other contact of the switch.

Bring the output leads through the other grommet. Again, tie a knot inside the box to prevent a pull through. Solder the red output lead to the plus side of the rectifier and the black lead to the remaining terminal of the 2000-ohm resistor.

Alligator clips are now installed at the ends of the battery leads. Before replacing the cover, test the rejuvenator with a d.c. voltmeter. Set the d.c. range to the 0-100 scale. Make sure the switch is in the off position and plug the charger into an a.c. outlet. Fasten the alligator clips to the correct meter leads, and turn the switch on. Without a battery in the circuit, the meter should read between 40 and 50 volts with the needle slightly unsteady.

Now the charger is ready to be used. Just one word of caution—this is a rejuvenator in the true sense of the word, and so will *not* recharge dead cells. The purpose here is to prolong the ordinary life of the battery, and this can best be done by charging the battery after each time it is used, for approximately the length of time that the battery has been in operation.

As each battery is charged, it should be touched occasionally for warmth. If the

TELTRON TUBES

Guaranteed! Lowest Prices Ever!

All tubes individually boxed . . . unconditionally guaranteed for one year.

FREE!

\$7.20 list value Bonus Box of three 6SN7 tubes and 25 assorted resistors with each order of \$25 or more.

SAME DAY SERVICE

48 Hour Postal Delivery to West Coast

GIFT OFFER!

One 6BG6G tube will be shipped FREE with any \$10 order accompanying this ad.

SPECIALS! TILL AUGUST 1

Type	Reg.	Special
1B3GT	.62	.55
3Q4	.53	.45
5U4G	.43	.39
6AT6	.37	.34
6AU6	.33	.36
6BA6	.56	.45
6E27	.95	.79
6CB6	.51	.45
6J6	.61	.49
6SN7GT	.60	.52
12SK7	.45	.37
50L6GT	.50	.42

NEW LIBERAL TERMS!

No minimum order. All postage paid on orders over \$10.00 in U.S.A., A.P.O.'s and Territories. 10% deposit on C.O.D.'s to our Canadian and foreign friends. Please send approximate freight, excess will be refunded. Orders subject to prior sale.


WE WANT NEW ACCOUNTS

If you are rated, your credit is good with us. We are "Eico" distributors. Write us about special deals on test equipment.

TYPE	PRICE	TYPE	PRICE	TYPE	PRICE	TYPE	PRICE	TYPE	PRICE
024	.45	6AQ5	.48	6CUG	.95	7F7	.59	25L6GT	.41
1A7GT	.53	6AR5	.48	6DG	.59	7F8	.77	25BQ6GT	.82
1B3GT	.62	6AS5	.52	6E5	.60	7N7	.52	25W4GT	.43
1H5GT	.51	6AT6	.37	6F5	.44	12AT6	.37	25Z5	.55
1L4	.51	6AU5GT	.60	6F8	.42	12A7	.71	25Z6GT	.36
1L6	.51	6AU6	.43	6H6	.50	12AU7	.58	35A5	.48
1LCC	.49	6AV5GT	.60	6J5	.49	12AV6	.62	35B5	.48
1N5GT	.51	6AV6	.37	6J6	.61	12AV7	.73	35C5	.48
1R5	.51	6AX4GT	.60	6K5	.60	12AX4GT	.60	35C5C	.48
1S5	.43	6AX5GT	.60	6K6GT	.39	12AX7	.61	35L6GT	.41
1U4	.51	6BA6	.56	6K7	.40	12AZ7	.61	35W4	.33
1U5	.43	6BC5	.48	6Q7	.40	12B4	.72	35Y4	.42
1X2	.65	6BC7	.75	6S4	.41	12BA7	.58	35Z5GT	.33
3A5	.65	6BE6	.46	6S8GT	.65	12BE6	.46	37	.59
3Q4	.53	6BF5	.48	6SA7	.45	12BH7	.61	43	.55
3Q5GT	.61	6BF6	.48	6SK7	.45	12BY7	.65	45	.55
354	.48	6BDGG	1.18	6S17	.45	12H6	.50	50A5	.49
3V4	.48	6BH6	.51	6SN7GT	.60	12J5	.40	50B5	.48
5R4	.95	6BJ6	.51	6SQ7	.40	12K7	.40	50L6GT	.50
5U4G	.43	6BK5	.75	6T8	.71	12Q7	.48	50X6	.53
5V4	.49	6BK7	.78	6U8	.76	12S4	.45	75	.44
5Y3	.30	6BL7GT	.78	6V3	.80	12S7	.45	77	.55
5Y4G	.37	6BN6	.90	6V6GT	.48	12SK7	.45	80	.40
6A8	.40	6BQ6GT	4.83	6VAGT	.43	12SL7	.60	84	.46
6AB4	.43	6BQ7	.85	6V6GT	.53	12SN7GT	.56	117GT	1.20
6AC7	.65	6BY5G	.60	6X4	.37	12SQ7	.38	117L7GT	1.20
6AG5	.52	6BZ7	.95	6X5GT	.38	14A7	.43	117N7GT	1.20
6AH4GT	.65	6C4	.41	6X8	.80	14B6	.36	117P7GT	1.20
6AF4	1.02	6C5	.46	6Y6G	.61	14Q7	.52	117Z3	.33
6AK5	.96	6CB6	.51	7A8	.46	19B6GG	1.48	117Z6GT	.65
6AL5	.43	6CD6G	1.63	7C5	.44	19T8	.71	1629	.39

We have thousands of tube types too numerous to list here. On ordering types not listed take 75% off current list price for cost of tube.

FREE BONUS OFFER!



Model 625K

- Illum. gear-driven "Speed Tellerhart"
- New lever-action switches for individual testing of every element
- Tests all conventional and TV tubes

This Eico Tube Tester is yours FREE when you buy \$199 worth of tubes or more within 60 days at Teltron.

May be bought outright from Teltron for \$34.95.

TELTRON ELECTRIC COMPANY

428 HARRISON AVE. DEPT. PE-7 Phone Humboldt 4-9848 HARRISON, N. J.

Your GEIGER COUNTER finds MORE URANIUM

WITH UNIVERSAL'S NEW

MIRACLE TRANSISTORIZED AUDIO *



- Adapts to ALL Geiger Counters - single or double plug jacks.
- Amplifies detection clicks 10 times.
- Battery life up to 500 hours from one single standard flashlight cell (replacement cost just 15c).
- Weight: Approximately 12 ounces.
- Size: Approximately that of a cigarette package cubed.
- Replaces bulky and irritating earphones.
- No power drain on expensive geiger batteries. As a result, savings on battery replacements enable this miracle audio to pay for itself in a short period of time . . . and actually reduce cost of operating your geiger counter.
- Comes in handy utility chest pack.
- Scientifically engineered expensive components assure top performance and long life.
- A complete substitute for ordinary and inaudible amplifiers.

UNCONDITIONALLY GUARANTEED

PRICE: \$15.00 F.O.B. New York City. Send \$5.00 today and we will ship C.O.D. by return express. Include mfr., model #, and type phone jack with order. Also write for FREE information about unconditionally guaranteed, new UAC approved geiger and scintillation counters. *Patent applied for

UNIVERSAL ATOMICS CORPORATION
Dept. E70 19 East 48th St. New York 17, N. Y.

HOW TO BORROW MONEY BY MAIL

You can get a quick cash loan entirely by mail if you are a responsible person, regularly employed. We are State licensed and make loans from \$50-\$600 anywhere in the U. S. This service is fast and completely confidential. No endorsers required. No agents will call. Your employer, relatives, tradespeople, friends never know you are applying for a loan. Small monthly payments to fit your income. **RUSH COUPON** today to get information and Money Request sent FREE in plain envelope. Write today!



Postal Finance Co., Dept. 132N1
200 Keeline Bldg., Omaha, Nebr.

\$50-\$600 EASY-CONFIDENTIAL!

POSTAL FINANCE CO., Dept. 132N1
200 Keeline Bldg., Omaha, Nebraska
Please rush FREE information and Money Request Form.

NAME.....
ADDRESS.....
TOWN..... STATE.....
OCCUPATION.....
AGE..... AMOUNT YOU WANT TO BORROW \$.....

FIND URANIUM!

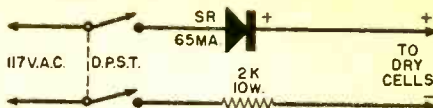


GEIGER COUNTERS

For uranium prospecting and radioactivity detection. All models and sizes — from low-cost, extra-sensitive, portable models to super-sensitive, long range models for airborne or mobile prospecting. Prices start at \$37.50. Also TREASURE DETECTORS and MINERALITES. **FREE INFORMATION**

THE Detection CORP.

Dept. 133—5528 Vineland—No. Hollywood, Calif.

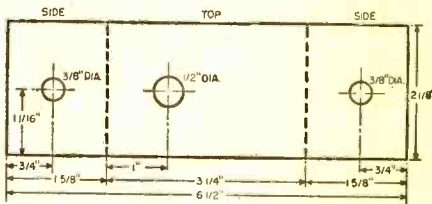


- I—Bud CU2101 "Minibox"
1—6' a.c. line cord with plug
1—18" length of #20 red flexible hookup wire
1—18" length of #20 black flexible hookup wire
2—Alligator clips (one red, and one black)
1—65 milliamperere Federal selenium rectifier
1—2000 ohm, 10 watt wirewound resistor
1—D.p.s.t. toggle switch
1—Toggle "on-off" switch plate
2—3/8" mounting hole grommets

Schematic diagram of the rejuvenator and parts list; note the unit's simplicity. Be careful of electric shock. The minus side of this rejuvenator is "above" ground and must not be handled or touched by the operator. A severe shock can result.

battery is a great deal warmer than body temperature, the rejuvenator should be turned off for a short period. Charging should be resumed if the battery voltage is still below normal for the battery.

When using a voltmeter during charging periods to check on the battery voltages, it should always read higher than that normal for the battery under charge. In the case of "A" batteries, the reading will only be a little bit higher; while with "B" batteries, it may go as high as 10 volts over the rated voltage. After charging, the battery will probably read somewhat higher than its rated voltage, but this will not do any harm.



Dimensional diagram of the Bud "Minibox" showing the holes for the a.c. line, battery leads, and the "on-off" toggle switch.

Many builders hook up new batteries to their rejuvenators for a few minutes to "wake them up" from their shelf life.

An especially good feature of the charger is its automatic charging voltage and rate. Because of this feature, batteries in series or parallel may be charged in an installation without removal. Simply double the time for two batteries which are connected. The only exceptions are 67½-volt batteries, which must be charged separately.


Because the charger is designed as a rejuvenator, do not attempt to charge wet cells. It will not furnish a high enough current to be effective.

Get the most out of your R/C batteries. Keep them fresh!

TOOLS & GADGETS

COLOR-CODED HOOKUP WIRE

"Temprex" extruded teflon-insulated hookup and lead wire, previously made only in solid colors, is now manufactured with two or three stripes on the insulation. Made by *Hitemp Wires, Inc.*, 26 Windsor Ave., Mineola, L. I., N. Y., the multicolored insulation on the wire is nonflammable and waterproof. Colors remain bright

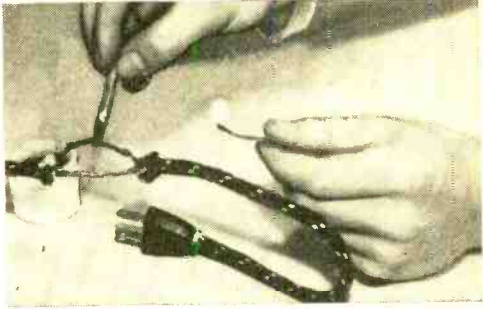


under exposure to heat, light, or solvents. For additional information, write to the manufacturer.

SOLDERING WITH A MATCH

"Solder-Paste" provides a new way to solder quickly. The paste is brushed on,

heat is applied by a match or cigarette lighter, and the sealed connection is made. A soldering iron or torch is not necessary. "Solder-Paste" also returns bright and



lasting finish through tinning metal fixtures that have been tarnished, corroded and darkened by age. The price of \$1.00 includes a brush applicator and sufficient "Solder-Paste" to make hundreds of joints. This item is available from *Shop Products Co.*, 530 Monadnock Block, Chicago 4, Ill.

HOLDER FOR DRILL BITS

A new, all-rubber holder keeps bits where you need them—with the drill. The "Bitzgo" can also be kept on the bench or in the tool box or your pocket.

Bits will not spill out or be damaged

Get This Valuable Book

Just for Examining COYNE'S New 6-Volume Set

FREE



"Applied Practical Radio-Television"



ON 7 DAY FREE TRIAL!

Yes, you get this big, brand new book, "150 Radio-Television Picture Patterns and Diagrams Explained", absolutely FREE! Just off the press! Gives complete wiring circuits and diagrams on the latest Radio and Television Sets. Easy-to-read, large 8 1/2 x 11" pages, with full instructions on how to read and use the diagrams. A "must" in every Radio and Television service-man's repair kit. You get this valuable book as a FREE Gift for asking to see Coyne's great new 6-book set, "Applied Practical Radio-Television"!

Here's "Know-How" That Makes You Worth More!

Coyne's great new 6-volume set gives you all the answers to servicing problems—quickly! For basic "know-how" that is easy to understand, you'll find everything you want in volumes 1 to 5 which contain over 5000 practical facts and data. They cover every step from principles to installing, servicing, trouble-shooting and aligning all types of radio and TV sets. So up-to-date it includes COLOR TV and UHF, adaptors and converters. Also covers very latest information on TRANSISTORS.

900-Page Television Cyclopedic Included

And then, for speedy on-the-job use, you get volume 6—the famous COYNE TELEVISION CYCLOPEDIA. It answers today's television problems on servicing, alignment, installation and others. In easy-to-find ABC order, cross indexed. Use this 6 volume TV-RADIO LIBRARY free for 7 days; get the valuable Servicing Book ABSOLUTELY FREE!

SEND NO MONEY! Just mail coupon for 6-volume set on 7 days free trial. We'll include book of 150 TV-Radio Patterns & Diagrams. If you keep the set, pay \$2 in 7 days and \$2 per month until \$22.50 plus postage is paid. (Cash price \$20.95). Or you can return the library at our expense in 7 days and owe nothing. **YOU BE THE JUDGE. Either way, the book of TV-Radio Patterns is yours FREE to keep!** Offer is limited. Act NOW!

FREE BOOK—FREE TRIAL COUPON!

Coyne Electrical School, Educational Book Publ. Div., Dept. 75-PE
 500 S. Paulina St., Chicago 12, Ill.
 YES! Send 6-volume "Applied Practical Radio-Television" for 7 days FREE TRIAL per your offer. Include TV-Radio Patterns & Diagram Book FREE.
 Name.....Age.....
 Address.....
 City.....Zone.....State.....
 Where Employed.....
 Check here if you want library sent COD. You pay postman \$20.95 plus COD postage on delivery. 7-day money-back guarantee.

COYNE Educational Book Publishing Division
ELECTRICAL SCHOOL
 500 S. Paulina St., Dept. 75-PE Chicago 12, Ill.



**BUILD YOUR OWN POCKET-SIZE
GEIGER COUNTER
AT A BIG SAVINGS**

Fun, educational, simple-to-assemble, and it really works. Get started today... order this complete "Do It Yourself Kit" with diagram and parts listed as follows: .05 mfd., 1,000 volt Condenser; .03 mfd., 400 volt Condenser; 10 megohms, 1/2 watt; S.P.S.T. Push-button Switch; S.P.S.T. Slide or Toggle Switch; Output Transformer—8000 to 3 ohms (Thorardson TS-24S49); CK1026 Geiger Tube; 3S4 Vacuum Tube; 22.5 V. Hearing Aid Battery; 2-C-Size Flashlight Cells; Earphone; Sheet Aluminum; bolts, nuts, lugs, and washers; 1/4" fiber or plastic block; No. 16 bare wire. **COMPLETE KIT...\$15.00 PPD.**

Instructions - Diagrams for Geiger Counter Kit 25¢
Enclose Full Amount with Order • No C.O.D.'s Please

C & H SALES CO 2176 E. Colorado
Pasadena 8, Calif.

**NOW YOU CAN BUY
A PROFESSIONAL TYPE
GEIGER COUNTER**
with transistor-amplified, loud speaker



Not a toy—not a gadget. Vic-Tic is a full size professional Geiger Counter with a transistor-amplified, loud speaker, adjustable in tone pitch. The ideal instrument for uranium exploration. Weighs only 3 pounds and has 4 sensitivity ranges: (100, 10,000 and 100,000 c/m, plus extra sensitive background range). Furnished with an aluminum-wall, counter tube, batteries, shoulder-strap, instruction manual and Radio Active Sample, complete for \$125.00. Additional accessories available include **SIX PACK** of high sensitivity Hismuth Geiger Tubes 15 times more sensitive than standard tube, hand probe, and deep-hole probe can readily be plugged into built-in jack. Vic-Tic was designed by the same staff of engineers who developed the first instrument run for Atomic Science. Fully Guaranteed. Order now for immediate shipment.

VICTOREEN INSTRUMENT CO. 5806 HOUGH AVENUE
CLEVELAND 3, OHIO

Write for Bulletin VT-27.

**RG 8/U COAX 50 FOOT ROLL WITH PL259
FITTING EACH END. BRAND NEW. \$2.75 PER
ROLL. 2 ROLLS FOR \$5.00**

THRIFTY TV SUPPLY COMPANY
13647 Burbank Blvd. Van Nuys, Calif.
STate 6-1610

GET INTO ELECTRONICS

You can enter this uncrowded, interesting field. Defense expansion, new developments demand trained specialists. Study all phases radio & electronics theory and practice: TV; FM; broadcasting; servicing; aviation, marine, police radio. 18-month course. Graduates in demand by major companies. II, S. or equivalent required. Begin Jan., March, June, Sept. Campus life. Write for Catalog.

VALPARAISO TECHNICAL INSTITUTE
Dept. PE Valparaiso, Indiana

LONG ISLAND EXPERIMENTERS!

Come to "Electronic Experimenters Heaven" for real bargains on many electronic kits. Also transmitters • receivers • transformers • chokes • condensers • resistors • crystals • coils • meters • tubes and hundreds of other parts.

Meters repaired and calibrated. Special sales.

ALGERADIO ELECTRONICS CO.
236 N. Franklin St. Hempstead, N. Y.

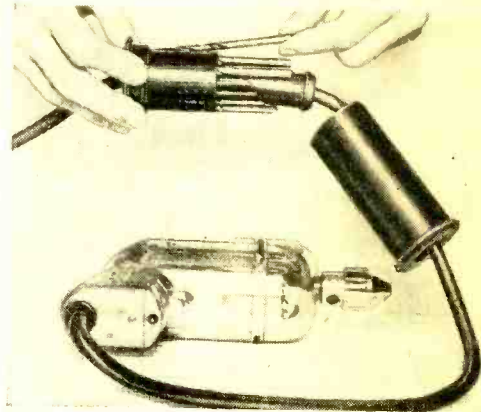
INVENTORS

When you are satisfied that you have invented a matter of value—write me, without obligation, for full information on what steps you should take to secure a Patent.

PATRICK D. BEAVERS
Registered Patent Attorney

1098 Columbian Building Washington 1, D. C.

even if the holder is dropped when open, because bits are held tightly in flexible yet indestructible rubber pockets. "Bitzgo" holds 13 popular size bits, of 1/16" through

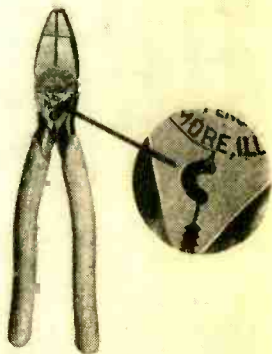


1/4" by 64ths. It slips on or off the drill cord in seconds without tools, and can be moved to any position on the average size cord.

The "Bitzgo" is available in hardware stores at \$1.98, or prepaid from the manufacturer, **Donart Co.**, 425 East Plymouth Circle, Minneapolis 16, Minn.

PLIERS WITH CRIMPING DIE

Allowing the technician to crimp with the same tool he uses for twisting, cutting, etc., the new **Ideal 8 1/2"** pliers incorporate a crimping die at the point of maximum leverage. Strong mechanical joints between wires can thus be made. The "New England" nose of the pliers can get into hard-to-reach places. Handles of the tool are covered with a tough plastic to provide a comfortable and powerful grip. For further information, write to the manufacturer, **Ideal Industries, Inc.**, Sycamore, Ill.



FLUORESCENT PIN-UP LAMP


Designed for convenient installation, a new fluorescent utility and pin-up lamp may be hung or screwed on the wall. Finished in triple-plated chrome, it measures 16 1/2" long. It is furnished with a 14-watt bulb, switch, and 6' cord. For more information, write to the **Masterlite Co.**, Dept.

POPULAR ELECTRONICS

R. 2, 2758 Kensington Ave., Philadelphia 34, Pa.

RADIOACTIVE RECORD CLEANER

Called "Atomic Jewel, SE-9," a new radioactive device for making records dust-




resistant clips on the tone arm of any record player. It is manufactured by Robins Industries Corp., 41-08 Bell Boulevard, Bayside 61, N. Y.

Styled in the shape of a tiny ball of pearlescent plastic, "Atomic Jewel" is only 9 mm. in diameter and weighs less than 1/50th of an ounce. It contains a small amount of radioactive material compounded with pure gold and silver. The rubbing of phono needles on the sur-

face of records in normal use creates static electric charges which attract and bind dust to the surface and grooves. "Atomic Jewel" automatically makes records dust-resistant by ionizing air at the record surface, neutralizing the electric charges.

COLORLED EXTENSION CORD

A bright-red, heavy-duty rubber extension cord, said to be clearly visible against all backgrounds, is being offered by the Royal Electric Company, Inc., Pawtucket, R. I. Made in 5 different lengths, it features a heavy-duty molded-on cap and connector with built-in strain reliefs.



The object of the red color is to prevent the user of power tools from accidentally cutting into or tripping over the cord.

ADJUSTABLE WIREWOUND RESISTORS

Known as the "Smoothie," a new adjustable wirewound resistor features a slider band which can be loosened and tightened

LIFETIME GUARANTEED TUBES

BRAND NEW PICTURE TUBES

• RCA Licensed.
• One Year Unconditional Guarantee.

Type	Price		Price
10BP4	\$11.90	17BP4	\$20.63
12LP4	14.33	19AP4	24.81
14BP4	16.85	21EP4	28.79
16RP4	19.38	21EP4	28.79
16LP4	19.38	24AP4	42.50

Picture Tubes shipped F. O. B. Harrison, N. J.

NEW INDOOR ANTENNA

Both UHF and VHF. Brings better reception than most outdoor antennas. Use on top of TV.
List Price \$9.95. \$3.99 each

YOUR PRICE \$3.29 each Lots of 3

FREE BONUS BOX

With Every \$25 Order

- 1 RCA Cheater Cord
- 10 Assorted resistors
- 10 Assorted 2 color "blank" tube cartons
- 1 6BQGT tube
- 1 6AU6 tube
- 1 6CB6 tube

FREE CLOCK RADIO

With Every \$125 Purchase Within 30 Days
Wakemaster clock radio with famous Sessions clock movement wakes you to music or alarm. May be purchased outright from MAJOR BRAND for \$17.95. In ivory or rust.

FREE GIFT CERTIFICATE*

worth \$5 toward the purchase of any of our merchandise on future orders will be sent with any order of \$50 or more.
* Free Gift Certificate cannot be used to obtain another certificate unless order is \$50 or more.

WE PAY ALL POSTAGE on orders shipped in USA, Territories and APO's. Send only purchase price of merchandise. Please include approximate postage on foreign shipments. All orders subject to prior sale.

Write For FREE Tube List—Order Blank—and FREE Sample Tube Carton. We Want Y-O-U On Our Mailing List!

• Top Branded Tubes and Our Own Major Brand Label • Each Tube Individually Boxed and Guaranteed for Life • Over A Half Million Tubes Always in Stock • Immediate Shipment • Free Postage On All Orders With Full Remittance

Here's how LIFETIME GUARANTEED TUBES

SAVE YOU PLENTY!

• There are fewer "call backs". • There are no "out of date" tubes. • "Peak Performance" testing in our fully equipped Testing Department before shipment guarantees quality.

OZ4	.43	3CB6	.52	6AX5GT	.57	6L7	.42	7E6	.55	24A	.39
1A4P	.33	3Q4	.46	6B4G	.52	6N7	.65	7E7	.70	25AV5GT	.78
1A7GT	.43	3Q5GT	.57	6B8	.69	6Q7	.40	7F7	.59	25BQ6GT	.78
1C5GT	.41	3S4	.47	6BA6	.47	6S4	.40	7F8	.70	25L6GT	.47
1D5GT	.43	3V4	.47	6BA7	.58	6S7	.45	7G7	.75	25W4GT	.43
1E7GT	.41	4BQ7	.89	6BC2	.47	6SC7	.48	7H7	.75	25Z5GT	.37
1G6GT	.41	4BZ7	.95	6BC7	.80	6SG7	.41	7J7	.75	25Z6	.37
1H4G	.43	5AW4	.75	6BE6	.45	6SH7	.43	7K7	.75	27	.25
1H5GT	.47	5J6	.63	6BF5	.49	6S17	.43	7L7	.75	27	.25
1J6GT	.47	5T4	.69	6BF6	.50	6SK7	.45	7N7	.50	35A5	.46
1L4	.45	5U4G	.43	6BGG6	1.15	6SL7GT	.55	12A7G	.37	35B5	.50
1L6	.55	5U8	.74	6B86	.50	6SN7GT	.55	12A76	.66	35C5	.50
1L6A	.57	5V4G	.59	6B8E	.47	6SQ7	.39	12A27	.63	35L6GT	.47
1L6G	.47	5Y3	.31	6BK5	.68	6SR7	.42	12A68	.41	35W4	.34
1L84	.57	5Y4G	.36	6BK7	.76	6SS7	.41	12A7	.53	35Y4	.34
1LC5	.49	5Z3	.41	6BL7GT	.75	6T4	.95	12AV6	.35	35Z3	.39
1LC6	.47	6A7	.57	6BN6	.58	6T8	.68	12AV7	.67	35Z5GT	.34
1LD5	.57	6A8	.45	6BQ6GT	.78	6U8	.75	12AX4GT	.65	37	.29
1LE3	.57	6A84	.43	6BQ7	.78	6V6GT	.46	12AX7	.58	37	.29
1LG5	.57	6AC7	.67	6BZ7	.88	6W4GT	.39	12B4	.68	50A5	.46
1LH4	.64	6AF7	.77	6CJ	.37	6W6GT	.53	12B6G	.48	50B5	.50
1LNS	.47	6AG5	.50	6C5	.35	6X4	.34	12B86	.48	50C5	.50
1LNSGT	.50	6AG7	.69	6CB6	.49	6X5	.34	12BE6	.46	50L6GT	.43
1R5	.50	6AH6	.69	6CB6G	1.15	6X8	.73	12B17	.60	75	.42
1S5	.42	6A5	.70	6C6G	.48	6Y6G	.55	12B77	.65	76	.42
1T4	.50	6AK5	.54	6E5	.44	7A4	.45	12B27	.61	76	.42
1U4	.47	6AL5	.39	6F5	.37	7A8	.43	12C16	.95	77	.38
1U5	.42	6A3	.46	6G6	.40	7A6	.45	12S47	.45	78	.38
1V2	.65	6AR5	.46	6G6G	.40	7A7	.43	12S7	.45	80	.34
1X2	.61	6AS5	.48	6H6	.37	7A8	.43	12S7GT	.56	84/624	.44
2A3	.55	6A5	1.70	6I4	1.79	7B5	.39	12C16	.95	117L7GT	.53
2A5	.57	6AS7G	2.19	6J5	.39	7B6	.42	12S07	.37	117L7GT	1.09
2A7	.55	6AT8	.39	6J6	.47	7B7	.41	12S07GT	.37	117N7GT	1.09
3A4	.51	6AU6GT	.65	6J7	.44	7B8	.45	12V6T	.45	117P7GT	1.09
3A5	.50	6AUSGT	.59	6J8G	.85	7C4	.39	12X4	.37	14A7	.42
3AL5	.45	6AU6	.42	6K6GT	.37	7C5	.42	14A7	.42	1486	.38
3B6	.46	6AV5GT	.65	6K7	.39	7C6	.43	14Q7	.50	11723	.35
3BC5	.54	6AV6	.39	6K8	.65	7C7	.45	14Q7	.50	11726GT	.63
3BN6	.70	6AX4GT	.60	6L6	.68	7E5	.45	19B6G	1.15		

This Ad Is Worth M-O-N-E-Y

Clip out this ad and attach it to your order. Three 6SN7G's will be shipped FREE with any order of \$10 or more.

Write Dept. 7 PE


MAJOR BRAND TUBE CO.
Romano Bldg. ESsex 4-1106 Harrison, N. J.



Here's your chance to "cash in!" Over \$2,500,000 in Government Bonuses have been paid for URANIUM discoveries in the past 2 years. Currently \$150,000 a month is paid to people just like you. Precision Geiger Counters and Scintillators are the finest instruments made for URANIUM prospecting. These highly sensitive instruments are compact, lightweight and ruggedly built for field use. Prices start at \$29.95.

CONTACT YOUR NEAREST DEALER or write direct to factory for FREE 12-PAGE CATALOG, describing URANIUM and Metal detectors.

PROSPECTORS

RELY ON... 

PRECISION RADIATION INSTRUMENTS, INC.

4223PT W. Jefferson Boulevard • Los Angeles 16, California
WORLD'S LARGEST MANUFACTURER OF RADIATION INSTRUMENTS



FIND URANIUM

with the
URANIUM DETECTOR GEIGERSCOPE

Easy to use! Scientifically accurate! Fits into your pocket! Durable! Needs no power source! More sensitive to radioactivity in mineral specimens than a geiger counter or scintillator. Indicates radioactive content with sparkles of light. Now in use by scientists in atomic laboratories and universities. Indispensable for prospectors, engineers, experimenters, hobbyists.



Professional Model \$4.95
(with eye shield for use in daylight)

Standard Model \$2.95
(for use in darkened room)

Each model complete with uranium ore sample, weatherproof holster, full instructions and UNCONDITIONAL GUARANTEE.

Atomic Prospector's Handbook \$1.00
Packed with valuable data on radioactive ores, field and lab methods, map showing uranium areas.

No C.O.D.'s Please

MONITOR PRODUCTS Suite 1004A • 516 Fifth Ave.
New York 38, N. Y.

Learn TELEVISION AT HOME

Here is an excellent opportunity to learn complete television servicing at home—from the very beginning, right up to the many complex circuits of modern design.

Offered by one of the leading residential schools in the entire west, Video Specialties, Inc., the course is written in "easy to understand" language and priced so that everyone can afford it.

The course includes a sensational new multi-tester that has been approved by thousands of TV repairmen and experimenters. Complete consultation privileges are given to all students at all times.

The entire cost of the course is **\$75** ONLY... Full price

For complete information write today to **VIDEO SPECIALTIES, INC.**


4570 E. Firestone Blvd. Dept. B, South Gate, California

TRANSISTOR RADIO!!!



World's smallest and lowest priced transistor set. Perfect for baseball fans, office workers, children. Polystyrene plastic case smaller than cigarette pack, carry in shirt pocket or purse. Tunes all stations. Operates one month on dime store battery. Plays indoors, outdoors, in automobile. Built-in antenna. Assembles quickly, no soldering iron needed. Complete with battery, less earset—\$12.00. Special imported hearing aid earset—\$3.00. Single headphone—\$2.00. Postpaid. Cash, Check or Money Order. Eastern Audio Research, Box 62, Little Neck 63, New York.

with a nut for smooth, quick adjustment. The band is moved to a new position without danger of damage to fine wire wind-




ings. The contact point is lifted out of contact automatically during adjustment. No screwdriver is needed. Adjustment is accomplished with one hand and without danger of burning the fingers regardless of resistor temperatures. Details may be had by writing to the manufacturer, *Resistors, Inc.*, 5226 W. 26th St., Chicago 50, Ill.

IMPROVED ELECTRICAL TAPE

Pressure-sensitive vinyl electrical tape has been developed by the *Bishop Manufacturing Corporation*, 142 Factory St., Cedar Grove, N. J., for general-purpose applications where complete electrical and mechanical protection is required. It features an improved method of bonding the adhesive to the vinyl that prevents transfer, eliminating objectionable tackiness on the backing and giving greater adhesive strength. This makes it an ideal tape for use on hard-to-get-at installations such as fixture openings, junction boxes and conduits.

RETRIEVING AND HOLDING TOOL

The "PROTO Grab-All" is a retrieving and holding tool offered by the *Plomb Tool Co.*, Los Angeles, Calif. When the cap at the top of the device is pressed, a cable pushes four grippers out of the bottom. These expand outward to grab objects of different sizes. A spring pulls the cable back into the casing until the grippers have a firm hold on the object. The casing is flexible and will reach around obstructions. This tool is useful for retrieving small items—metallic and non-metallic. For further information, write to the manufacturer.

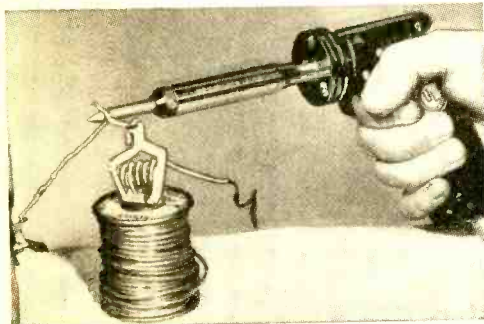


TIPS and TECHNIQUES

WISE FOR FINE WIRE

When a holder for fine wire is needed, as in soldering, try forcing or wedging a universal test clip inside the opening of a universal spool as illustrated.

The weight of the wire solder on a fairly full spool will keep this temporary vise in




an upright position and permit the use of both hands for the job.

PLASTIC CONTAINERS

The out-of-doors experimenter can put plastic kitchenware to multiple uses.

The photo shows a plastic container used to house the coil of a mobile antenna. Plastic containers make watertight receptacles for R/C model transmitters, antenna tuning units, and any equipment used in the field. These containers, available in all sizes, are obtainable at the local dime stores.



DRILL MAKES TWISTED WIRES

Very often it is more convenient or it looks better to use twisted pairs of wire for wiring electronic or electrical gear. Just as frequently twisted-pair wire is not available. You can make such wire quickly and with precise neatness

July, 1955

LEARN basic electricity electronics

THE EASY "PICTURE BOOK" WAY!



Just Released: The fabulous ILLUSTRATED Training Course now used by the U. S. Navy!

You Learn by Pictures

Over 25,000 Navy trainees have already learned Basic Electricity and Basic Electronics this easy, "Picture Book" way! Now, for the first time, YOU can master the basics of Electricity and Electronics with this same "Learn-by-Pictures" training course! Over 1,700 simple, easy-to-understand drawings explain every section—these "teaching" pictures actually make up more than half the entire course! No other Basic Electricity or Basic Electronics course in America uses this revolutionary illustrative technique! You learn faster and easier than you'd dream possible!

A Complete Idea on Every Page

Here's how this easy, illustrated course works: every page covers one complete idea! There's at least one big illustration on that same page to explain it! What's more, an imaginary instructor stands figuratively at your elbow, doing "demonstrations" that make it even easier for you to understand. Then, at the end of every section, you'll find review pages that highlight the important topics you've just covered. You build a thorough, step-by-step knowledge at your own pace—as fast as you yourself want to go!

Everyday English—A Course Anyone Can Understand

Sponsored by the Navy to turn out trained technicians in record time, this modern course presents Basic Electricity and Basic Electronics in a simple way that everyone can grasp—regardless of previous education! Every phase is made instantly clear—explained in plain, down to earth English—with hundreds of easy-to-understand illustrations to help you!

10 Complete Volumes

Volumes 1 and 2 of "Basic Electricity" cover DC components and circuits; Volumes 3 and 4 cover AC components and circuits; Volume 5 covers AC and DC motors and machinery.

Volume 1 of "Basic Electronics" covers Diodes & Power Supplies; Vols. 2 and 3 cover Amplifiers & Oscillators; Vols. 4 and 5 cover Transmitters & Receivers.

Home Study Without Correspondence

This course is so different, so complete—there's no need for the usual letter writing, question and answer correspondence! Learn at home—at your own pace!

10 Day Examination—Money Back Guarantee

Send today for these exciting new training courses—you risk nothing! When you receive the volumes, examine them in your own home for 10 full days. If, at the end of that time, you're not completely satisfied, simply return the books to us and we'll gladly refund your full purchase price! Total cost for either 5-volume course is only \$9.00! In Canada, prices approximately 5% higher.

ORDER TODAY!

These books are sold by electronics parts jobbers and book stores. If YOUR dealer doesn't have these books, mail this coupon to us!

JOHN F. RIDER PUBLISHER, INC.
480 Canal Street, N.Y.C.

Please RUSH me.....sets of "Basic Electricity" @ \$9.00 per set, and.....sets of "Basic Electronics" @ \$9.00 per set. (Add State or City Sales Tax where applicable.) I understand that I may return the books within 10 days and receive a complete refund of my full purchase price.

Name

Address

City & State

P3

\$35,000
BONUS OFFERED BY THE
U. S. GOVERNMENT FOR
URANIUM*
FOUND ANYWHERE!

FREE BOOKLET!
"HOW TO MAKE
MONEY PROSPECTING
FOR URANIUM"

Tells where to look for Uranium, how to stake claims; equipment needed. Where to sell—plus many other authoritative facts to help you cash-in on rich Uranium rewards. (Please enclose 20c to cover cost of handling and postage.)

*Atomic Energy Commission offer due to national defense need of Uranium

U. S. GEIGER CO.
 195 SACKETT ST. DEPT. PE B'KLYN 31, N. Y.

with a hand drill. Just select two lengths of single wire and fasten one end of each wire to anything handy. Then chuck the loose ends in the hand drill and turn the crank. Keep the wire taut and twist till



the proper appearance is achieved. Lengths of wire from a foot to several hundred feet can be made into good-looking twisted pairs this way.

SUBSTITUTE FOR LOCK WASHERS

Fingernail polish brushed over screws and nuts so that it flows down into the threads is a good substitute for lock washers. Either clear or colored polish may be employed—both hold well, but the colored polish lets you see whether you've done a good job. Before disassembling the equipment, either for repairs or to make circuit modifications, the use of polish remover will soften the hardened polish.

ECONOMICAL TOOL HOLDERS

Short lengths of old garden hose, split on one side and nailed to the wall above the workbench, make efficient tool holders. They will spread to adjust to the size of



the tools, which are released merely by pulling them away from the wall.

CUTTING METER HOLES SIMPLY

The coping saw in the photo is actually cutting a meter hole in a 1/8"-thick steel panel. A home workshop generally does not have a 1/2" chuck to handle a circle saw on the portable drill. Nor do most hobbyists have a drill press to operate a fly cutter. Drilling several holes around the periphery

POPULAR ELECTRONICS

GEIGER COUNTER KIT

Build Your Own GEIGER COUNTER

Efficient, lightweight, sensitive 5 tube circuit. All parts furnished including punched aluminum chassis, tubes, batteries, dual headset, radioactive sample, clearly illustrated step-by-step instructions, etc. Fully guaranteed —\$38.50.

Write for Catalog E which describes our line of Metal Detectors, Mineralights, Geiger Counters and other prospecting equipment.

ELECTRONIC APPLICATIONS, INC.
 5024 Lee Highway Arlington 7, Virginia

RADIO CONTROLLED
Garage Door Actuator Mechanism **\$24.50**

Write for information

P. E. HAWKINS CO.
 631 Prospect Kansas City 24, Mo.

NEW! WRIST RADIO

Amazingly powerful! Plays while you wear it. 400 mile reception using just its own antenna. No connections needed to ground, aerial, lamp, telephone, etc. Tunes entire broadcast band with sharp selectivity.

BUILD YOUR OWN—New book has complete instructions. How-to-do-it book \$1.98 postpaid. Also a basic kit consisting of attractive pre-drilled case, "outline" chassis, and all necessary hardware \$2.98 ppd. Combination of book and basic kit, SPECIAL \$3.98 postpaid, C.O.D.'s, \$1 deposit.

NUCKERT ELECTRONICS, Box 7400-L, Washington 4, D. C.

Unlimited Opportunities **ENGINEERING**


BACH. SC. DEGREE IN 27 MONTHS in Elect., Radio (T. V., Electronics), Mech., Civil, Chem., Aero., Adm. Engineering; Bus. Adm., Acct. Visit beautiful campus in friendly college town. See well-equipped labs. Demand for graduates exceeds supply. Effective placement service. Prep. courses. Approved for Veterans. Enter Sept., Jan., March, June. Low cost. Write Jean McCarthy for Catalog, View Book, "Your Career in Engineering or Commerce."

TRI-STATE COLLEGE, 3675 College Ave., Angola, Ind.

of a circle to be cut out and then trying to knock the circle out with a cold chisel is crude and unnecessary.

The secret is in a little coping saw blade for metal which comes in two grades—fine and extra-fine. A jeweler's blade, or a 1/4"-thick metal saw blade, will not do. There is only one blade that will fit the coping saw for metal. Called the "Trojan coping" or "scroll" saw blade for metal, #5 fine and #6 extra-fine, it is 1/16" wide, 6 1/2" long and has 20 and 32 teeth respectively, with lock looped ends.

Just mark off the meter holes with masking tape. Drill a 1/4" starting hole and




insert the saw blade. Then fasten in the coping saw and start sawing; you will be

amazed at the ease with which meter holes can be cut.

DRYING PLASTIC QUICKLY

A hair drier is handy for reducing the



drying time of enamels, paints, and plastic finishes. Most driers come equipped with a removable stand, which may be used in drying paints and enamels. For plastic finishes, the drier may be held in the hand; the warm air stream will dry a thin plastic coat in just a few minutes. The drier may be used on individual coats as well as on the finished job. Decals, for labeling panels, may also be dried by this method.

INEXPENSIVE "HEAT SINK"

When installing germanium diodes, transistors, or similar components, it is advis-

**NOT 40% . . . NOT 50% . . . NOT 60% but . . .
SAVE 70%, 80% and 90% OFF LIST PRICES!**

**NAME BRAND TUBES SAME DAY SERVICE
ALL TUBES RTMA GUARANTEED FOR ONE FULL YEAR**

- Hallcrafters • Admiral • Stewart-Warner • Zenith
- Philco • Crosley • Motorola • Stantron • Sonora
- American • Muntz

Several or one of these brands will be sent on your order. All tubes individually boxed. We also carry a full line of all special purpose tubes. Send us your requirements.

FREE: with every order . . . regardless of size! Here it is—free to everyone—a combination kit of resistors, condensers, volume control and line cords—retail value \$2.95. (May be purchased separately, if desired.)

FREE with each \$25 or more order, 5-Pc. Sylvania Repair Kit. Value \$4.95. Includes: flashlight head, Phillips screwdriver, flat head screwdriver, alignment tool and polystyrene case.



29¢ SPECIALS!
FOR LIMITED TIME ONLY!

2V3G	6D6	77
3D6	6K7	78
6C6	7C4	

NEW at Stanley . . . A complete Parts Dept. Save up to 90% off list prices. Send for parts and tube listing.

TERMS: 25% deposit required on all orders, balance C.O.D. Orders under \$5.00, 50¢ service charge. Postage paid in USA on all orders accompanied by full remittance. All unused money refunded with order.
OPEN ACCOUNT TO RATED FIRMS

0A2	.70	3A4	.53	6BK5	.70	6W6GT	.56	14Q7	.52
0A4G	.60	3B7	.57	6BK7A	.78	6X4	.35	1986G6	1.18
0B2	.70	3LF4	.66	6BN6	.59	6X5GT	.35	1916	.66
0C7	.90	3Q4	.48	6B17GT	.77	6Y6G	.57	1918	.70
0D3	.90	305GT	.59	6BQ7A	.80	6X8	.75	24A	.40
0Z4	.45	354	.48	6BZ7	.90	7A4-XXL	.47	25A7GT1	1.50
1A4P	.35	3V4	.58	6BY5G	.60	7A5	.55	25AV5GT	.80
1A7GP	.45	5R4GY	.75	6C4	.39	7A6	.47	25B06GT	.80
1B3GT	.68	5T4	.70	6C5	.36	7A7	.45	25L6GT	.48
1C5GT	.43	5U4G	.44	6C6	.51	7B8	.46	25Y5	.45
1D5GP	.45	5V4	.60	6CD6G	1.18	7B5	.41	25Z5	.38
1E7GT	.43	5X4G	.44	6E5	.46	7F7	.43	25Z6GT	.38
1F4	.43	5Y3GT	.32	6F5GT	.39	7B8	.47	27	.23
1G6GT	.43	5Y4G	.37	6F6	.40	7C5	.44	32L7GT	.60
1H4G	.43	5Z3	.42	6G6G	.42	7D5	.45	35A5	.48
1H5GT	.49	5Z4	.54	6G6GT	.40	7E5	.35	35B5	.52
1J6GT	.49	6A7	.59	6J4	2.00	7F8	.70	35C5	.51
1L4	.43	6A8	.59	6J5GT	.40	7Y4	.35	35L6GT	.48
1L6	.59	6AB4	.44	6J6	.45	12A6	.40	35W4	.35
1L4A	.59	6AF4	.80	6J7	.45	12AT6	.42	35Y4	.35
1L4B	.49	6AG5	.51	6J8G	.90	12AT7	.68	35Z3	.41
1L8A	.59	6AH6	.70	6K6GT	.39	12AU6	.43	50L6GT	.45
1L8B	.49	6AJ5	.70	6K8	.67	12AU7	.55	45Z5GT	.40
1L8C	.59	6AK5	.55	6L7	.44	12AV6	.37	50A5	.48
1L8D	.59	6AL5	.40	6N7	.61	12AX7	.60	50B5	.52
1L8E	.59	6AL7GT	.70	6O7	.45	12AY7	.90	50C5	.51
1L8F	.66	6AQ5	.48	6R7	.49	12BA6	.48	50L6GT	.45
1L8G	.59	6AS5	.50	6S4	.41	12BA7	.70	70L7GT	.60
1L8H	.59	6AT6	1.75	6S7G	.47	12BE6	.50	75	.44
1P5GT	.50	6AS7G	2.25	6SA7GT	.48	12BH7	.61	80	.35
1R4	.66	6AT6G	.60	6SC7	.50	12CG7	.40	83V	.60
1R5	.57	6AU6	.43	6SD7	.45	12K8	.49	117L7GT	1.10
1S4	.52	6AU6G	.43	6SH7	.45	12L8	.49	117N7GT	1.10
1S5	.52	6AV5GT	.75	6S17GT	.45	12M7	.47	117P7GT	1.10
1T4	.58	6AV6	.49	6SK7	.48	12SH7	.45	117Q7GT	1.10
1T5GT	.58	6AX5GT	.59	6SL7GT	.57	12S7GT	.45	117R7GT	1.10
1U4	.49	6B4G	.54	6SN7GT	.57	12S7GT	.48	117Z6GT	.67
1U5	.50	6B8	.49	6SO7GT	.59	12SL7GT	.59	117Z6GT	.65
1V	.43	6BA6	.49	6SR7GT	.43	12SN7GT	.57	117Z3	.37
1X2A	.63	6BC5	.49	6SS7	.43	12SQ7GT	.40	117Z6GT	.65
2A5	.59	6BE6	.50	6T7G	.48	12Z3	.25	12Z3	.25
2A7	.23	6BF5	.41	6V6GT	.48	14A5	.59	20S0	1.25
2B7	.89	6BG6G	1.18	6W4GT	.40	14A7	.45	20S1	1.25
2D21	1.00	6BH6	.51	6T7G	.63	14B6	.40	9001	1.50
2X2A	1.00	6B16	.49						

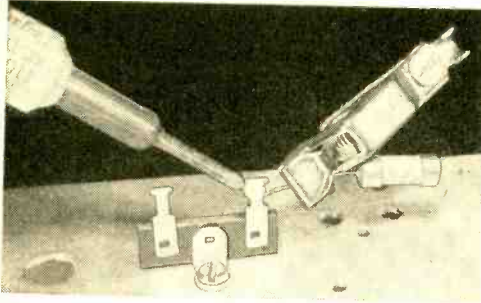
Stanley ELECTRONICS CORP.

935 MAIN AVENUE - PASSAIC, N. J.

DEPT. PE 7

Phone: Gregory 1-2498

able to use a "heat sink" between the point being soldered and the body of the part. The "sink" absorbs heat and prevents dam-



age to an expensive component. One technique is to hold the lead wire with a pair of pliers, but this requires "three hands"—one to hold the solder, one to hold the soldering iron, and one to hold the pliers. A good substitute method is to fasten a heavy metal clip to the lead wire in place of the pliers. A thick copper clip is best. It makes an excellent heat sink and is not only easy to use but quite inexpensive.

PLASTIC CABINET REPAIR

Shown in the photograph is a repaired black plastic cabinet which was badly cracked across the top, across the right-hand side, and at two places on the front.

The cabinet seemed ready to fall apart, but the chassis was still in good shape.

To repair this cabinet, "Duco" cement was applied between the cracks. The cabinet was held together with strong cord tied around it. This kept the cracks closed until the cement dried. Then the cord was removed and 1½"-wide black "Mystik" tape was applied over the top and two sides. "Mystik" tape is a washable, plastic-coated, cloth band, sticky on one side.

The repaired cabinet is nearly as strong as new, and it doesn't look bad at all with



the tape over the top and sides. Tape can also be applied over the cracks on the inside of the cabinet to provide additional

FILAMENT TRANSFORMERS

Do you want them?


from 2½V - 24V or from 1 amp. to 30 amps.

We have them in stock.

MERIT

see your jobber
for immediate delivery

Coil and Transformer Corp. • 4427 N. Clark Street • Chicago 40, Illinois



FREE
for URANIUM
PROSPECTORS

**GEIGER
COMPARATOR
CHART**

NCA's Geiger Comparator Chart, "How to Select a Geiger Counter," tells you all you have to know about the different types of geiger counters presently available. Enables you to select the counter best suited to your needs. Send for your copy today.



Nucleonic Company of America
Dept. PE-57
196 DeGraw St., Bklyn. 31, N.Y.

**Build Your Own
Deluxe GEIGER COUNTER**
AS SHOWN IN THIS ISSUE

Complete parts kit for building geiger counter described in this issue of Popular Electronics. Sensitive as models costing twice as much.

INCLUDES SUPERIOR
\$9 NON-SURPLUS
METER. only **\$49.95**

Simple GEIGER COUNTER

A tried and tested uranium detector. Complete parts kit as described in this issue.

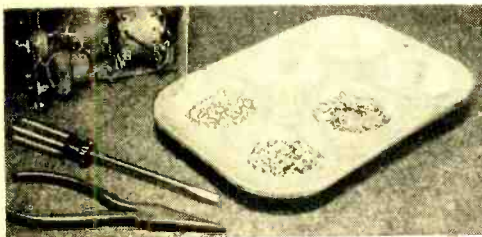
only **\$29.95**
(No C.O.D.'s please)

MONITOR PRODUCTS Suite 1004 • 516 Fifth Ave.
New York 36, New York

strength. "Mystik" tape is available in rolls of varying lengths and colors.

MUFFIN TIN FOR SMALL PARTS

A muffin tin borrowed from the kitchen will hold screws, nuts, soldering lugs and other small parts. Different-sized parts



may be placed in the separate compartments. This will make them easy to pick out, and they will stay sorted. —50—



Tape Recorders

(Continued from page 86)

mission and you live outside the source, the sound reaches you through lines which are restricted to a frequency response of no better than 5000-6000 cycles. The exception to this rule is TV sound, which quite often is 15,000 cycles coast-to-coast on "live" shows. Recording "off TV" is as simple as recording FM, but the input connections are not readily available and call for the help of a serviceman.

I had intended going on with these articles on tape recording techniques, especially as applied to "live" pickups, but I have taken on quite a number of new activities lately and—unhappily—I will not be able to devote my time to this column any longer. I can assure you, however, that many articles on this subject and related hi-fi subjects will be published in forthcoming issues, especially written for you by qualified experts. I may write special articles now and then, as my time permits, but otherwise—this is the finale. Yours for better sound.

Bert Whyte



Disc Review

(Continued from page 87)

recording. On Columbia 3M14881, it is terribly outdated in sound, being a 78-rpm transfer in fact . . . but Rodzinski's way with the work is undeniably attractive and should be listened to, if only for comparison with the newer versions. The

July, 1955

LEARN PRACTICAL RADIO

Construction, Servicing, Theory

At Home with the
New Improved

ONLY

PROGRESSIVE
RADIO "EDU-KIT"

\$19.95
Complete

Build 15 Receiver,
Code Oscillator, Transmitter,
Signal Tracer Circuits



- Attractively Gift Packaged
- Free Soldering Iron
- Absolutely No Knowledge of Radio Necessary
- No Additional Parts Needed
- Excellent Background for Television
- 30-day Money-Back Guarantee
- School Inquiries Invited
- Used in 79 Countries
- Learn High Fidelity

WHAT THE PROGRESSIVE RADIO "EDU-KIT" OFFERS YOU

You will learn how to identify Radio Symbols and Diagrams; how to build radios, using regular radio schematics; how to wire and solder in a professional manner. You will learn proper chassis layout. You will learn the basic principles involved in radio reception, transmission and audio amplification. You will learn how to service and trouble-shoot radios. You will learn code. You will receive instructions for F.C.C. Novice license. In brief you will receive a practical basic education in Radio, worth many times the small price you pay.

THE KIT FOR EVERYONE

It is not necessary that you have even the slightest background in science or radio. The "Edu-Kit" is used by young and old; by radio schools and clubs; by Armed Forces personnel and Veterans. No instructor is required. Instructions are complete, simple and clear.

PROGRESSIVE TEACHING METHOD

The "Edu-Kit" uses the principle of "Learn by Doing." Therefore you will build radios, perform jobs, and conduct experiments to illustrate the principles which you learn. You begin by learning the function and theory of each of the radio parts. Then you build a simple radio. Gradually, in a progressive manner you will find yourself constructing more advanced multi-tube radio sets, and doing work like a professional Radio Technician. The "Edu-Kit" Instruction Books are exceedingly clear in their explanations, illustrations and diagrams. These sets operate on 105-125 V. AC/DC. For use in foreign countries having 210-250 volt source, an adapter for 210-250 V. AC/DC is available.

The Progressive Radio "EDU-KIT" Is Complete

You will receive every part necessary to build fifteen different radio circuits. The "Edu-Kit" contains tubes, tube sockets, variable, electrolytic and paper condensers, resistors, tie strips, coils, hardware, tubing, Instruction Manuals, etc. No solder or hook-up wire included. A soldering iron is included, as well as Electrical and Radio Tester. Complete, easy-to-follow instructions are provided. All parts are guaranteed, brand new, carefully selected and matched. In addition, the "Edu-Kit" now contains lessons for servicing with the Progressive Signal Tracer, High Fidelity, F.C.C. Novice instructions, quizzes.

TROUBLE-SHOOTING LESSONS

Trouble-shooting and servicing are included. You will learn how to recognize and repair troubles. You will build and learn to operate a professional Signal Tracer. You will receive an Electrical and Radio Tester, and learn to use it for radio repairs. While you are learning in this practical way, you will be able to do many a repair job for your neighbors and friends and charge fees which will far exceed the cost of the "Edu-Kit."

FREE EXTRAS

- ELECTRICAL & RADIO TESTER • SOLDERING IRON
- HI-FI GUIDE • TV BOOK • QUIZZES
- CONSULTATION SERVICE

PROGRESSIVE "EDU-KITS" INC., 497 Union Av., Brooklyn 11, N. Y.

MAIL TODAY—Order shipped same day received.

30-Day Money-Back Guarantee. INCLUDE ALL FREE EXTRAS.

"EDU-KIT" Postpaid. I enclose full payment of \$19.95

"EDU-KIT" COD—I will pay \$19.95 plus postage (USA only)

Outside USA: Enclose \$20.95. "Edu-Kit" sent postpaid

Outside USA: 210-250V. AC/DC Adapter. Enclose \$2.50

More details on "EDU-KIT" Free—No obligation

FREE Radio-TV Servicing Literature. No obligation

NAME _____

ADDRESS _____

PROGRESSIVE "EDU-KITS" INC. 497 UNION AVE
Room 510D, Progressive Building Brooklyn 11, N. Y.



IMPORTANT NEW BOOK!

"Atomic Radiation Detection and Measurement"

All the Facts From Atomic Structure to Prospecting!

Here's the ONE book that gives you a basic understanding of nuclear science and its applications, plus a full discussion of equipment and techniques required for detecting and measuring atomic radiation. Easy-to-understand chapters on nuclear theory, atomic reactions, radiations, and their effects; details on circuits and operation of Geiger Counters, scintillation counters, dosimeters, how-to-build low-cost Geiger counters; applications of nuclear science; how radiation, detection and measuring equipment are used in industry, civil defense and prospecting. 200 fact-packed pages; illustrated, 5½ x 8½". Order ADR-1, only **\$300**

HOWARD W. SAMS & CO., INC. ORDER NOW

Howard W. Sams & Co., Inc.
2201 E. 46th St., Dept. EP, Indianapolis 5, Ind.

Send "Atomic Radiation Detection & Measurement" (ADR-1, \$3.00).

\$.....enclosed (no C.O.D.'s please).

Name.....

Address.....

City.....Zone.....State.....

URANIUM GEIGER KIT

Build your own professional model with meter, best sensitivity and easy to follow instructions. Uses two tube printed circuit having all the features of instruments three times as expensive. Three position range switch, phones, meter and flashing neon life give indication of uranium. Kit comes complete with all necessary parts, one sample and detailed instructions. This educational, money saving kit is fully guaranteed and its compact size 4½" x 8" x 4" is best for field use. Order now! Free information!



4950

SIERRA SCIENTIFIC CO.

5415 YORK DEPT. 3 LOS ANGELES 42. CALIFORNIA

FIND URANIUM!!!

Prospecting made easy with Goldak's new U-238C triple-action geiger counter! Also famous line of metal locators, from \$49.50

Send 25c for radioactive uranium sample!

FREE DETAILS. Dealer Inquiries Welcome.



GOLDAK COMPANY 1547 W. Glenoaks Blvd., Glendale, Calif.

When you order by mail . . .

please print your name and address clearly, be specific in your order, enclose proper amount, allow ample time for delivery.

Urania and *Vanguard* recordings have their attractions too, but their value is largely negated by the uneven quality and frequent distortion of the sound.

Most familiar and popular of the Shostakovich symphonies in his *Fifth*. A tremendously powerful work, this is chock full of the sonic excitement so dear to the audiophile. Of the existing five recordings, once again it is Rodzinski's old 78-rpm transfer which is the performance of choice. The other four recordings are hi-fi in sound in varying degrees. The best of the lot is the Golschmann/St. Louis Symphony version on *Capitol* P8268. Except for somewhat cramped acoustics, this has excellent sounding strings, weighty brass and percussion of notable impact and clarity. Performance-wise, Golschmann does an excellent job, and this would be my choice as the "best buy" among the five recordings. Mitropoulos gives an overly fast, rather "nervous" sort of reading to the work which wouldn't sound quite so bad if his recording engineers had given him a little more clarity in the woodwinds and brass and especially percussion. The whole sonic texture is best described as "thick" and overly "bassy." The Horenstein version on *Vox* is a pretty fair performance with the third movement better here than in any of the other recordings. However, Horenstein suffers as well in the less than inspired engineering. Fairly clean strings and good brass are marred by thin and characterless percussion. The *Urania* effort is the least satisfactory due to much generalized distortion and limited dynamics. Borsamsky gives a creditable performance, but this good work is not enough to offset the poor sound.

The Shostakovich *Sixth* has more than its share of critics and detractors, and while many of their charges may have some validity, few will deny the suitability of the work as a high-fidelity vehicle. The first movement and the third and the fabulous presto-finale just cry out for a modern wide-range hi-fi recording. I say this because there is but one recording of the work in the LP catalog, and this too is a 78-rpm transfer. With all the record companies searching out the most esoteric and obscure repertoire to record, why this "natural" has been overlooked is a mystery. Fritz Reiner and the Pittsburgh Symphony Orchestra are the artists on the 3ML4249 *Columbia* disc; and although the recording easily betrays its 78-rpm origin by dry acoustics and cramped frequency and dynamic response, it is not the worst-sounding recording by any means. If you can, listen to this work. I can't honestly recommend it as hi-fi, but you will find it quite exciting and it does not take much

imagination to realize what a sensation this would be with modern sound.

The *Seventh* or "Leningrad" Symphony is the longest and the most controversial of the Shostakovich symphonies. Written as a "tribute" to the defenders of Leningrad during World War II, it enjoyed quite a vogue here during this country's "honeymoon" with Russia. It even had the honor of radio performances under the baton of the redoubtable Toscanini and the NBC Symphony Orchestra. The work has been categorized by many critics as a "pretentious boring thing." There is not much doubt that it is overly long, but again I must insist that it is a good vehicle for hi-fi sound. There is a steadily insistent snare drum that persists for nearly the whole of the work, and there are many other parts of the scoring which would be productive of some terrific sounds. There are two recordings of the work in the catalog, and as you have probably guessed from the foregoing, I do not consider these recordings worthy enough to be called hi-fi. The Steinberg/Buffalo Symphony effort on the *Allegro* label is a 78-rpm transfer and is the poorest-sounding of the two, but it is by far the superior performance. Even as far back as the time that this recording was made, Steinberg was showing that he was a talent to be reckoned with, and his work these days with the Pittsburgh Symphony Orchestra is rated among the best conducting in the country. The *Celibidache* recording on *Urania* is a far more recent effort than the Steinberg, but in spite of this fact the sound leaves much to be desired. As with many of this company's recordings, this one has spotty, uneven sound. It can be quite brilliant and modern-sounding in some sections and quite miserable in other sections. This work obviously needs a new recording, but if I had to make a choice, I'd take the Steinberg.

Recordings of the Shostakovich *Ninth Symphony* are somewhat analogous to the *Seventh* reviewed above: another 78-rpm transfer, the Kurtz version on *Columbia* 3M14137, and a more modern Pfluger/Berlin Symphony version on *Urania* 7128. As far as performance is concerned, neither of these readings can hold a candle to the old 78-rpm version by the late Serge Koussevitsky and the Boston Symphony Orchestra. As far as I know, this has not been transferred to LP. Both the Kurtz and the Pfluger readings are competent and workmanlike, but neither is overly inspired. This type of repertoire was Koussevitsky's meat, and he made the most of it in this charming, spritely work. As a 78-rpm transfer, the Kurtz sounds remarkably good . . . but the Pfluger must be

July, 1955



LEKTRON SPECIALTIES

GET MORE FOR YOUR \$1 WITH Lektronic KITS!

KIT OF THE MONTH!

125 CARBON RESISTORS \$1

Non-insulated, made by Glorbar, 40 selected values. 100 ohms to 1 meg., 1/3, 1/2, 1 & 2 w. Many 5%. Reg. \$15.

- | | |
|--|--|
| <p>50 CERAMIC CONDENSERS. 5000μ Tubular, disc, button types. 20 selected values. 2 to 1000 mfmf. Shop must. Wt. 1 lb. Reg. \$13.</p> <p>50 TUBULAR CONDENSERS. .00035 to 1mf. up to 1000V. 25 selected types. Wt. 2 lbs. Reg. \$10.</p> <p>25 OIL CAPACITORS. Bath-tub and tubular. 1 to 2mf. up to 600V. Well-known mfrs. Wt. 4 lbs. Reg. \$17.</p> <p>10 ELECTROLYTICS. Tubular and PF units. 8 to 1000mf. up to 450V. Many multiple sections. Wt. 2 lbs. Reg. \$11.</p> <p>50 RF COILS, CHOKES and slug-tuned coils for TV, radio, lab. 20 types. Wt. 1 lb. Reg. \$15.</p> <p>60 RESISTORS. 56 ohms to 20 megs. 1/2, 1 and 2 watts. 25 selected values. Many 5% insulated. Wt. 1/2 lb. Reg. \$12.15.</p> <p>50 PILOT LITE SOCKETS. Builders' special! Screw and bayonet bases. Wt. 2 lbs. Reg. \$8.</p> <p>1500 PIECES SPAGHETTI tubing, lengths to 4"; 10 sizes. Fiberglass, cambric, plastic. Reg. \$7.</p> <p>TEN 25-ft. ROLL WIRE. Plastic and cloth insulated, solid and stranded. #18 to 24, ass't. colors. Wt. 2 lbs. Reg. \$3.50.</p> <p>15 SWITCHES. Rotary, push, micro, toggle. Experimenters note! Wt. 3 lbs. Reg. \$12.</p> <p>25 TUBE SOCKETS. Up to 9 pin, some w/shield base, some ceramic. 10 types, handy shop ass't. Wt. 1 lb. Reg. \$6.50.</p> <p>200 COIL FORMS. 50 sizes and shapes. Bakelite and ceramic. Experimenters' must! Wt. 2 lbs. Reg. \$4.</p> <p>TV ACCESSORY KIT. Never before! 1 each 60 & 70 degree yokes, focus coil. Brand new! Wt. 8 lbs. Reg. \$10.</p> | <p>R/C ASSEMBLY. Exclusive! Mtd. on term. strips: 70 moulded, 1000μ and mica capacitors. .0001 to .01mf., 400V; 45 1/2w resistors. Leads 1/2 to 1" long. Brand new. Wt. 2 lbs. Reg. \$15.</p> <p>60 MICA CAPACITORS. Rare Bargain! Postage stamp type. .00001 to .01mf values. silver 5% (out 20 values). Wt. 1 lb. Reg. \$17.</p> <p>20 W.W. RESISTORS. Power, candlepin and "dogbone" types. 5 to 10000 ohms. to 50 watts. 15 selected values. Wt. 2 lbs. Reg. \$11.</p> <p>10 RADIO CHASSIS. 5, 6 & 7 tube punched chassis. New! Workshop must. Wt. 8 lbs. Reg. \$8.50.</p> <p>75 KNOBS. TV and radio. Some worth 25c ea. 15 types, push-on, set screw. Wt. 2 lbs. Reg. \$8.50.</p> <p>THREE LBS. HARDWARE. Assorted. Over 2000 pieces. screws, nuts, lugs, etc. Reg. \$6.50.</p> <p>15 CONTROLS. Up to 1 meg. Some w/switch. 12 selected TV, radio values. Wt. 2 lbs. Reg. \$12.</p> <p>50 MOULDED CAPACITORS. All best-known makes! .0005 to .05mf up to 600 V. Wt. 1/2 lb. Reg. \$15.</p> <p>25 VARIABLES. First in USA! 8 selected values Erie & Elmenco mica and ceramic trimmers. Singles and duals from 3-12 to 8300mf. Wt. 1 lb. Reg. \$16.</p> <p>10 PRECISION WW RESISTORS. 8 different, 2 & 2% values. IRC WW-2, 4 & 5. 1/2 & 1 watt. A \$25 value! Wt. 1/2 lb.</p> <p>70 TERM. POSTS & STRIPS. Builders' special! Ass't. binding posts, screw and lug type terminal strips (1 to 10 terms.). Wt. 1 lb. Reg. \$4.50.</p> |
|--|--|

A LEKTRON EXCLUSIVE!

0 to 60 MINUTE TIMER



Reg. \$8 ONLY . . . **\$1.88**

Ideal for dark rooms, kitchens, shops, labs, factory and school uses. Rigidly built. White plastic drum dial with red numerals, vertical knurled knob, geared for precision control. Mounts on panel or cabinet. Clear bell alarm sounds at end of pre-set time. NO ELECTRICITY REQUIRED. Brand new. Wt. 3 lbs.

LOOK AT THESE BUYS!

- 1N34A DIODES—Reg. \$1.20 ea. 2 for \$1
- 1N81 DIODES—Reg. \$1.80 ea. 2 for \$1
- 1N48 DIODES—Reg. 65¢ ea. 3 for \$1
- 1N51 DIODES—Reg. 51¢ ea. 4 for \$1
- POWER TRANSFORMER—In-115/60; Out-220V. @ 25ma.; 6V. @ 6 amps. Reg. \$6 \$1
- 3" SQ. METER—Measures 0-10VDC. Reg. \$8 \$1.88

Please send check or M.O. Include postage. C.O.D. orders, 25% down payment.

LEKTRON SPECIALTIES
 28 Gardiner Street CHelsea 3-6325 Chelsea, Mass.
 WRITE FOR OUR LATEST BARGAIN-FILLED BULLETIN

MAGIC of remote RADIO CONTROL

For model airplanes, boats, cars, etc.

Feb. '55 PRESTON GARAGE DOOR R.C. KIT:
TRANSMITTER KIT: All parts, 7 tube, 6V Dynam., Instr. \$16.95
RECEIVER KIT: All parts, Tube, Relay, Instructions \$14.95

GYRO RADIO CONTROL TRANSMITTER 27.255 Mc.
 Most POWERFUL 5 Watt TRANSMITTER—LOWEST PRICE. Famous 2 Tube MAC II circuit, with GYRO MAGIC TUNING INDICATOR. Completely Tested, including 9 1/2 ft. sect. Antenna. Remote "Clicker" Keying Switch, Motor, Gnd. Plane Booster, Beaut. Cabinet 12x7x6. Available in the following models:

GYRO X1 TRANSMITTER: As described with Built-In 2V Storage Battery & Vibrator Supply Battery Charger. GUARANTEED—Complete. \$39.50

GYRO X2 TRANSMITTER: As described, Built-In Dynamotor to Oper. from 6 V Auto Battery. \$33.95

GYRO X3 TRANSMTR: 1 tube for dry bty. oper. 23.95

RADIO CONTROL TRANSMITTER & RECEIVER KIT—27 1/2 mc
 Band—License Free. All Parts & Diagr. (less tubes & crystal to build Powerful 5 Watt Transmitter Unit & \$9.95

Lorenz 2-Tube Receiver Kit with Tubes and Relay 13.95
SIGMA 4F RELAY: 8,000 ohm, \$4.25; R/C Escapement 3.95
6 V DYNAM. 250V/65 Ma SB; 2 V Vib. KIT 180V/35 Ma 6.95
Safford's RC Receiver Kit: with tubes & relay 11.75

5 TONE MODULATOR KIT—Converts any RC Transmitter to work SAFFORD RECEIVER, with tube & instr. 5.85
McENTEE'S "RADIO CONTROL HANDBOOK" 2.25
CRYSTALS: 27.255 Mc. Petersen 29A \$3.95; HOLDER .15

GEIGER COUNTER KIT \$29.95. Wired & tested. 39.95
 32 ft. steel sect. ANTENNA, \$6.95; RCA PHOTOTUBE, .95

TUBES: Lowest Prices. XFG1, RK61, 3A4, 3A5, 1A4, 6AQ5, 1S4
Clockwork ELECTRIC TIMER: 1/2 min. to 24 min. 1.00
TRANSISTORS: New Top Brand. P.N.P. 2.95
FREE—12 Popular Transistor Circuits.

BOOKS: "TRANSISTORS" by Turner. 2.00
GENERATOR: 12-24 V DC, 13 amps. Requires 1/8 H.P. or larger motor with pulleys. \$6.95; Pencil Soldering Iron. 1.95
Storage BATTERIES: Mini 6V, NTE \$2.45; 2V, 27 A/H. 2.75

ALL MATERIALS GUARANTEED—FREE CATALOG "pp"
 Save C.O.D. fees, include postage, excess refunded.



GYRO ELECTRONICS CO.
 325 CANAL STREET W., NEW YORK 13, N. Y. Worth 6-1290

GEIGER TUBES AND COUNTERS

Kits for Geiger Counters from \$19.00 to enable everyone to build a low cost counter. Kit No. 1 is a simple circuit for the younger boys and can be added to by more complex parts until a three range metering circuit is obtained. This is an ideal unit for the school and laboratory. The ranges can be 1, 10, or 100 mr/hr or a selector switch may be installed to give all three ranges. Write today for free brochure listing all 4 kits and Geiger tubes.

FREE CIRCUITS WITH ALL GEIGER TUBES PURCHASED

For low voltage Geiger tubes Swift is first with the finest. Low voltage operation makes for less hazards in circuitry. Write for information to SWIFT OPTICAL CO., P.O. Box 29, Jamaica 31, N. Y.

TELEPHONES

Desk Stand Style
 Slightly used but in excellent condition
 Many Valuable Uses

Inter-House Phones House to Barn, etc.
 Loud Speakers Microphones
 Educational Purposes, Toys, etc.

Come complete, ready to use with wiring diagrams included. \$2.75 Postpaid in U.S.A.
 Two complete for only \$5.00.

TELEPHONE LAMP KIT—with illustrated instructions for making Desk Telephone Lamp including all parts (harp, nipples, push switch, cord, plug, etc.) . . . \$6.50 Ppd. (Shade is not included).

MICROPHONE, Dept. X-107, 1760 W. Lunt Ave., Chicago 26, Ill.

<p>LOCATE URANIUM ORE</p> <p>"PRACTICAL PROSPECTOR"</p> <p>GMC-101 \$ 99.50 GMC-102 \$119.50 Built-in Loudspeaker (Grays Tube - 185)</p>	<p>GEIGER COUNTER</p> <p>"HOT ROCK"</p> <p>GMC-103 \$29.95 with Loudspeaker</p> <p>GMC-103A \$39.95 Photo-Alarm</p>	<p>DEALER</p> <p>TRI CITY RADIO</p> <p>550 BLOOMFIELD AVE NEWARK, N. J.</p>
--	--	--

American Laboratories

ELECTRONIC DESIGN 671 CLIFTON AVENUE
 RESEARCH—MANUFACTURING NEWARK, N. J.

reckoned as a pretty fair hi-fi recording. Outside of the annoyance of some wiry strings, the rest of the choirs are quite clean with especially notable woodwinds. The choice here: Pfluger's for sound, Koussevitsky for performance. It's up to you to decide which quality weighs most heavily with you.

The Shostakovich *Tenth* is the composer's most recent work and was given its American premiere under the baton of Dimitri Mitropoulos and the New York Philharmonic Symphony Orchestra in 1954. As far as most critics are concerned, the work is the most successful of the Shostakovich symphonies. I am inclined to agree with them, as certainly it bespeaks of musical maturity and has a most powerful and evocative score. There was quite a competitive rush to get recordings of this score on the market, the result being that—although a new work—there are already three recordings in the LP catalog. Mitropoulos and the New York Philharmonic have recorded it on *Columbia* 4ML4959; Mravinsky and the Leningrad Symphony do their work on *Concert Hall* 1313; and the composer himself conducts the National Philharmonic on *Colosseum* 173. In spite of what must be considered an "authentic" reading by the composer, I find I like the Mitropoulos version better. In Mitropoulos' competent hands, the work seems to have more cohesion and balance . . . more "life" and less tendency to bombast. Possibly my views on the Shostakovich and the Mravinsky readings are a little colored by the vast differences in sound. The *Columbia* disc is one of the best recordings this company has made, with wondrously sonorous contra-bassi (of which there are a great deal in the scoring), fine, clean violin and viola sound, some bright and splendid brass, and percussion of notable impact. The other two recordings have been processed from Russian masters and vary from some sections which can charitably be called fair hi-fi to other sections which are best described as impossible. The *Tenth* in the hands of Mitropoulos is an exciting score, and I predict an ever-increasing audience for the work.

We'll take a breather from the "complete works" type of review next month and go back to skipping around in the LP catalog.

Jazz Section

Columbia has turned out a 12" LP that I am certain will find favor with both the old and the new jazz buffs alike. I refer to a Woody Herman disc called *The Three Herds*. The "Three Herds" are those great bands that played under the inspired leadership of Woody Herman from 1945 to

1954. The personnel roster of the Three Herds is slightly fabulous . . . it reads like a veritable who's who of Jazz! Such great names as Chubby Jackson, the hard-driving bass fiddle man who likes to sing in an off-key falsetto along with the number he is beating out . . . the immortal drummin' man, Dave Tough . . . tall, scholarly Bill Harris, who looks more like a college professor than a red-hot trombone man . . . Flip Phillips, Neal Hefti, Nat Pierce . . . these and other stars were the bulwarks of these exciting bands.

Much of the music on this disc has been released on previous discs, mainly 78-rpm stuff, but this does not in any way detract from the desirability of the album. The numbers are culled from the repertoire of each of the Herds and contain such all-time favorites as *Caledonia*, *Non-Alcoholic*, *Keen and Peachy*, *Mulligan Tawny*, etc. Each is in its own way a unique composition, since the music combines the fantastic improvisatory ability of the individual stars, along with super-precise ensemble work and that indefinable "something" that made for a great swinging band. Sound-wise, there is some great stuff for the hi-fi fan here . . . crisp, brilliant brass work, the clean rap of the traps, the mellow "throatiness" of the sax choir. Some of the earlier numbers are a little restricted in frequency response and dynamics, but on the whole the album is more than acceptable hi-fi. Woody Herman has always had an intense interest in getting the best sound for his Herds, whether it was on records or on radio.

This brings to mind one of the most fabulous nights I ever spent in the world of jazz. About two years ago, I had the pleasure of making some on the spot experimental binaural recordings with Woody at the famous "Blue Note" night club in Chicago. Boy . . . what a ball! After the last set of the night was over, almost the entire band and I went to a friend's house where we ate corn beef and cabbage and played back the binaural tapes. You never saw such a sight as the wires and the interconnecting cables of 14 pairs of Permo-flux binaural earphones. Well, the boys put on the phones and absolutely were "gone" on binaural. In the parlance of the trade, they really "flipped." At six in the morning, the boys were still swingin' and literally had to be tossed out so we could get some sleep! I still play those tapes back every now and then, and they always make me a little nostalgic.

I have no doubt that this album will do much to further the cause of what I call "classic jazz," and I recommend it most highly to the hi-fi fan and jazz lover alike.

-30-

READ THIS

This sounds unbelievable—but if you will spend \$1.00 and 30 minutes of your time, you will be able to repair over 40 common television troubles. THE SIMPLIFIED TV SERVICING manual brings you thousands of man-hours of experience in a condensed form. If you follow simple step-by-step instructions, YOU CAN REPAIR TV SETS FOR PROFIT. YOU NEED NOT HAVE ANY PREVIOUS KNOWLEDGE OF TELEVISION. Get your copy of this valuable manual today. Read and use it for seven days and if it isn't entirely satisfactory, return it for a full refund.

SEND ONLY \$1.00 AND YOUR NAME TO:

TV PUBLISHING CO.

Dept. F-755

Escanaba, Michigan

IT'S WHAT YOU HAVE BEEN LOOKING FOR!

Wanted

By the Editors of
POPULAR ELECTRONICS

- Manuscripts on subjects of interest to our electronically minded readers
- Short and long construction manuscripts with complete instructions, photos, and parts lists
- Material for "Tips and Techniques" and short filler items scattered throughout POPULAR ELECTRONICS

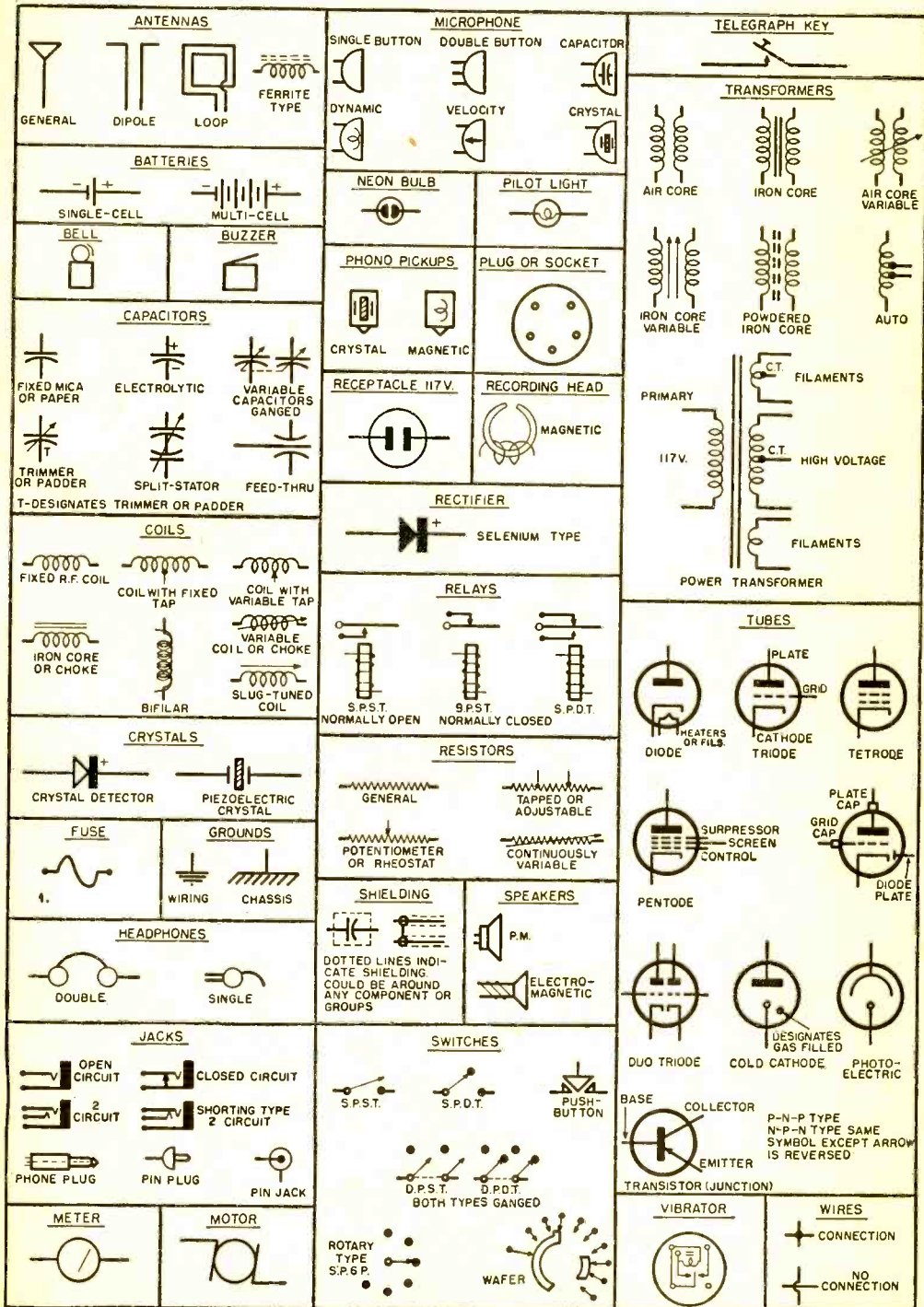
Address manuscripts to the attention
of the Managing Editor.

POPULAR ELECTRONICS

366 Madison Ave., New York 17, N. Y.

ALL MATERIAL IS PAID FOR UPON ACCEPTANCE AT
CURRENT EDITORIAL RATES.

STANDARDIZED WIRING DIAGRAM SYMBOLS



Carl & Jerry

(Continued from page 89)

as he said this, there was an anguished howl from below, and a frantic ball of white erupted from beneath the porch and ran crazily about the moonlit yard.

"Holy cow!" Carl gasped, "it's Bosco! What's the matter with him?"

Before Jerry could answer, Melvin's trembling voice floated up to them: "It's a mad dog!" he shrieked. Then he burst from the shadow of the porch, and with two giant steps reached the picket fence and vaulted nimbly over it. He alighted on the sidewalk running, and as his staccato footsteps died away in the distance, Jerry reached over and switched off the oscillator. Instantly Bosco's howling stopped.

"Bosco certainly fouled that up," Jerry said sadly. "Dogs can hear sounds too high-pitched for human beings, and that high frequency note must have been pretty painful to poor Bosco's ears.

The two boys went downstairs and across the yard. To their astonishment, they heard the sound of almost hysterical laughter coming from the porch, and then Norma ran down the steps, threw her arms about them, and kissed each squirming boy soundly on the cheek.

"I'll never, never forget how funny Melvin looked as he went over that fence," she finally managed to gasp. "And I want you boys to know I'll never forget what you've done for me. I guess I felt sorry for Melvin because he seemed to have so much trouble, and I foolishly thought I was in love with him; but I certainly couldn't love anyone who would run off and leave me alone with a mad dog . . . I don't know how you did it, but you're wonderful!"

As she said this, she stooped down and picked up Bosco, still pawing gingerly at his ears, and gave the dog a big hug; then she went into the house, giggling happily.

"Women!" Carl said disgustedly, as he rubbed the lipstick print off his cheek vigorously with the back of his hand.

"Check," Jerry agreed. "I suppose we may as well go to bed now, but I'm coming over the first thing in the morning to see if there are any wingless mosquito fuselages lying around under that swing."

Carl took a couple of steps and then turned around. "Hey, Jer," he said thoughtfully, "I wonder if you'd promise me something."

"Sure thing. What is it?"

"Well, if I should ever become so weak-minded as to think I want a girl friend, just let me manage my love life all by myself, will you? Please don't try to help me!"

DISCOVER URANIUM!



Philmore Geiger Counters for locating uranium ore are the outstanding, top favorites among economy-minded professional and amateur prospectors. These units are small, lightweight, compact and highly sensitive. Ruggedly constructed for long field service. No maintenance, easy to operate. Unfailing ability to detect instantly the presence of radiation, including Beta, Gamma and Cosmic Rays. Models as low as \$15.95.

FREE LITERATURE

WRITE TODAY FOR CIRCULAR PE 7

PHILMORE MANUFACTURING CO., Inc.
113 University Place, New York 3, N. Y.

NEW RADIO CONTROL

Perfect for model planes! New six-reed, multi-channel control handles rudder, elevator, and engine speeds. Nothing like it on the market! Complete unit or component parts—transmitter, control box and receiver. Sound engineering. Precision workmanship. Complete satisfaction guaranteed. Write.




FREE Catalog

Illustrated catalog gives full information and technical data. Write today for your copy.

BRAMCO PRODUCTS
1717 S. MAIN PLEASANT RIDGE, MICH.

NEW RCA SURPLUS TV CAMERA only \$197.50!



Labs, hobbyists, industries, TV technicians—set up your own telecast system! It's a "mechanical eye" for factories, prisons, swim pools, closed circuit TV—100's other uses! SEND FOR FULL DETAILS TODAY! FREE CATALOGUE ON REQUEST!

SURPLUS EMPORIUM, Dept. PE
803 N. Victory Blvd. Burbank, Calif.

BE SHARP! SHARP! SHARP!

Hit your friends with a new brain teaser every day! Our 100 thought provokers assure your popularity. These scientific puzzlers sharpen your wits in Electronics, Logic, and Mechanics. They're rough! They're tough! But we give you the answers. Send \$1.00 to

ELECTROFACTS, Box 5027, Bossier City, La.

ATOMIC RADIATION GLOSSARY

This group of working definitions of some of the terms commonly encountered in dealing with atomic radiation is reprinted by permission from the book entitled "Atomic Radiation Detection and Measurement" by Harold S. Renne, published by Howard W. Sams & Co., Inc.

alpha rays—A stream of helium nuclei. The helium nucleus has a mass number of 4 and an atomic number of 2. It consists of two protons and two neutrons.

assay—An analysis to determine the uranium content in uranium ore.

atom—The smallest particle into which an element can be subdivided and still retain its chemical properties.

atomic number—The characteristic of an element representing the net positive charge on the nucleus.

atomic radiation—Radiation resulting from nuclear reactions. The most common forms of such radiation are alpha, beta and gamma rays, and neutrons.

atomic weight—The relative weight of the atom of an element compared to some standard. Usually, the standard is oxygen, with an atomic weight of 16.

background counts—Counts caused by any agency other than the one which it is desired to detect.

beta rays—A stream of electrons.

chain reaction—A nuclear reaction in which the products of a single disintegration are sufficient to produce more than one new disintegration, thus resulting in a cumulative effect.

coincidence—Occurrence of two or more events simultaneously. It usually refers to ionizing events.

cosmic rays—Ionizing radiation entering the earth's atmosphere from outer space.

curie—A quantity of radioactive material which produces 3.700×10^{10} disintegrations per second.

dead time—The time immediately following a discharge when a Geiger tube is unable to respond to ionizing radiation.

deuterium—Heavy hydrogen, or the isotope of hydrogen having a mass number of 2.

dose—The total received quantity of ionizing radiation.

dosimeter—An instrument or device for indicating the total dose of ionizing radiation.

dynode—One of the intermediate electrodes in a photomultiplier tube.

electron—The elementary charge of negative electricity—one of the basic building blocks of matter.

electron avalanche—A condition wherein the applied voltage is large enough to accelerate ionized particles sufficiently to produce further ionization.

electron volt—The amount of energy acquired by an electron when it falls through a potential difference of one volt.

film badge—A badge containing a sensitized film which, when developed, indicates the total dose of ionizing radiation to which the badge has been subjected.

fission—Breaking up into parts. In atomic fission, the atom breaks up, producing a great deal of energy in the process.

gamma rays—Electromagnetic radiation having an extremely short wavelength and great penetrating power. Wavelength is less than that of x-rays.

Geiger counter—A complete instrument for indicating or measuring atomic radiation in which the detecting portion is a Geiger tube.

Geiger plateau—The relatively flat operating region of a Geiger tube where fairly large changes in applied voltage produce only small changes in the output.

Geiger tube—A two-electrode tube containing a small amount of gas which can be ionized by incident radiation. The normal shape is cylindrical, with a center conductor which is operated at a positive potential with respect to the conducting cylinder.

half-life—Time required for the activity of a radioactive material to be reduced by half.

halogen quenching—Quenching the discharge in a counter tube by introducing a small quantity of one of the halogens (see **quenching**).

heavy water—Water in which the hydrogen of the water molecule is in the form of the isotope deuterium.

ion—An atom or molecule which has gained or lost one or more electrons and so is charged.

ionization—The process of adding or removing one or more electrons from an atom or molecule so that it becomes charged.

isotope—Variation of an element which has the same external electron configuration in the atom and so has the same chemical properties, but which has a different mass number.

mass number—A number assigned to an atom which is equal to the sum of the protons and neutrons in the nucleus.

meson—An elusive particle which may have a unit positive or negative charge or no charge at all, and may have any number of different weights. Life of the meson is very short.

neutron—An elementary building block of matter having the same mass as a proton (hydrogen nucleus) but containing no charge.

nuclear reaction—A reaction in which the nucleus of an atom is disrupted or reorganized in some matter.

nuclear reactor—Device in which controlled nuclear reactions take place.

phosphor—A material, such as zinc sulfide, which gives off visible light when struck by nuclear radiation. The inside face of a television picture tube is coated with a phosphor.

photomultiplier tube—A tube in which the photoelectrons emitted from a cathode are multiplied by secondary emission from a series of dynodes.

positron—An atomic building block having the same mass as an electron but carrying a unit positive charge.

proton—An elementary building particle carrying a unit positive charge and having a mass about 1840 times that of an electron. The nucleus of a normal hydrogen atom is a proton.

prospecting—Searching for radioactive material such as uranium or thorium.

quenching—The process of preventing a continuous discharge in a counter tube which uses gas amplification.

radioisotope—An isotope which is radioactive.

radioactivity—Spontaneous disruption of an atomic nucleus with the resultant emission of atomic radiation.

ratemeter—An instrument for measuring the rate at which counts are received, usually in counts per minute.

resolution—Ability to separate counts which occur very close together in time.

roentgen—Unit of quantity of radiation, defined as that quantity which will produce, in 0.001293 grams of air, ions carrying 1 electrostatic unit of electricity. This amount of air is equal to 1 cc. at 0°C and atmospheric pressure.

roentgen dose meter—A meter for measuring the dose or quantity of radiation received by an object or person.

saturation—Condition in an ionization chamber when the applied voltage is sufficiently high to collect all the ions formed from the absorption of radiation, but insufficient to produce ionization by collision.

scaler—Device for indicating the total number of counts produced by a detector of some kind, such as a Geiger or scintillation counter.

scintillation—Flash of light produced in a phosphor or suitable crystal by ionizing radiation.

self-quenching—A counter tube which is quenched by means of a suitable component in the counting gas.

survey—A critical examination of the radiation near a source.

time-constant—Measure of the time required for a capacitor to charge or discharge in a circuit. It is numerically equal in seconds to the product of the resistance in megohms and capacity in microfarads.

tracer—A radioactive material used to trace the progress of a reaction or process of some kind.

tritium—An isotope of hydrogen having an atomic number of 3.

x-rays—Electromagnetic rays having a wavelength between ultraviolet and gamma rays.

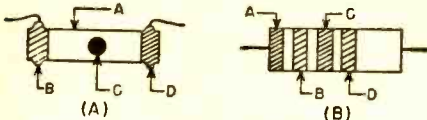
—50—

ABBREVIATIONS

a.c.—alternating current
a.f.—audio frequency
a.f.c.—automatic frequency control
a.g.c.—automatic gain control
AM—amplitude modulation
amp.—ampere
ARRL—American Radio Relay League
a.v.c.—automatic volume control
BCI—interference with broadcast reception
b.f.o.—beat frequency oscillator
C—centigrade
c—curie
cc.—cubic centimeter
cps—cycles per second
c.t.—center-tapped
c.w.—continuous wave
db—decibel
dbm—decibels above one milliwatt
d.c.—direct current
d.c.c.—double cotton-covered (wire)
d.p.d.t.—double-pole, double-throw
d.p.s.t.—double-pole, single-throw
DX—distance
elec.—electrolytic
F—Fahrenheit
FCC—Federal Communications Commission
FM—frequency modulation
freq.—frequency
G-M—Geiger-Mueller tube (usually referred to as Geiger tube)
GMT—Greenwich Mean Time
hi-fi—high fidelity (of sound reproduction)
hr—hour
hy.—henry
i.f.—intermediate frequency
K—kilo (one thousand)
kc.—kilocycle
M—mega (one million)
ma.—milliamperes
mc.—megacycle
meg.—megohm
mike—microphone, microfarad
mil—milliamperes
m.o.p.a.—master oscillator, power amplifier

mr—milliroentgen
mr/hr—milliroentgen per hour
mu—amplification factor
μfd.—microfarad
μμfd.—micromicrofarad
mw.—milliwatt
m.w.—medium wave
PA—power amplifier
p.a.—public address
PM—phase modulation, permanent magnet (speaker)
pos.—position (of a switch)
pot.—potentiometer
pri.—primary
RC—resistance-coupled
R/C—radio control
rect.—rectifier
res.—resistor
RETMA—Radio-Electronics-Television Manufacturers Association
r.f.—radio frequency
r.m.s.—root mean square
sec.—secondary
SN—self-neutralizing (escapement)
s.p.d.t.—single-pole, double-throw
spkr.—loudspeaker
s.p.s.t.—single-pole, single-throw
s.w.—short-wave
SWL—short-wave listener
sync.—synchronization
t.—turns (of a coil)
trans.—transformer
TV—television
TVI—interference with television reception
u.h.f.—ultra high frequency
v.—volt
v.f.o.—variable frequency oscillator
v.h.f.—very high frequency
VR—voltage regulator
v.t.v.m.—vacuum-tube voltmeter
vu—volume unit
w.—watt
wpm—words per minute
xmtr.—transmitter

RESISTOR COLOR CODE



RETMA COLOR CODE CHART

COLOR	VALUE	MULTIPLIER
Black	0	1
Brown	1	10
Red	2	100
Orange	3	1000
Yellow	4	10,000
Green	5	100,000
Blue	6	1,000,000
Violet	7	10,000,000
Grey	8	100,000,000
White	9	1,000,000,000

TOLERANCE CODE

Gold—±5%	Silver—±10%
No Color—±20%	

The ohmic value of a resistor can be determined by means of the color code. There are two standard methods of indicating this value.

In Fig. A, the body (A) and end (B) indicate the first and second digits of the value while the dot (C) indicates the multiplier to be used. The tolerance of the unit is indicated by the end color (D). For example, if the body (A) is green, the first number is 5; if the end (B) is grey, the second number is 8. If the dot (C) is red, the multiplier is 100 or two zeros should be added. The resistor is then a 5800-ohm unit. If the end (D) has no color, the tolerance is ±20%.

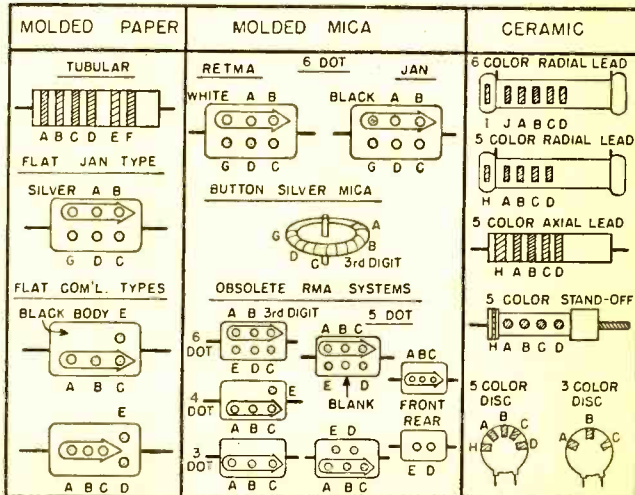
In Fig. B, the first two stripes indicate the first two digits; the third stripe the multiplier; the fourth stripe the tolerance. Thus, if stripe (A) is green, (B) is grey, (C) is red, and (D) is silver, the resistor is a 5800-ohm, ±10% unit.

CAPACITOR COLOR CODE

Color	MOLDED PAPER		MOLDED MICA		CERAMIC	
	Multiplier	Tolerance	Multiplier	Tolerance	Multiplier	Tolerance
Black	1	20%	1	20%	1	20% or 2.0μfd.*
Brown	10		10		10	1%
Red	100		100	2%	100	2%
Orange	1000		1000	3% (RETMA)	1000	2.5% (RETMA)
Yellow	10,000	5%	10,000		10,000	
Green				5% (RETMA)		5% or 0.5μfd.*
Blue						
Violet						
Gray					0.01	0.25μfd.*
White		10%			0.1	10% or 1.0μfd.*
Gold	0.1	5%	0.1	5% (JAN)		
Silver		10%	0.01	10%		
None		20%				

*Capacitance less than 10μfd.

Capacitance is given in μfd. Colors have same values as on resistors, except as indicated in tables. Colors (A) and (B) are for first two digits; (C) is for multiplier, (D) is for tolerance. (E) and (F) give voltage rating in hundreds of volts; (E) is used only for ratings less than 1000 volts, (E) and (F) for first two digits of ratings 1000 volts or more. Values of colors for (E) and (F) are same as in resistance values. (G) is class or characteristic of capacitor, (H), (I), and (J) give temperature coefficient. (G), (H), (I), and (J) are not listed in the tables, since this information is seldom needed by the average home builder



ADVERTISERS' INDEX

Algeradio Electronics Co.	110
Allied Radio Corp.	103
American Laboratories	120
Ashe Radio Co., Walter	98
Barry Electronics Corp.	104
Beavers, Patrick D.	110
Bramco Products	123
Business Information Corp.	106
C & H Sales Co.	110
Cabinart	3rd Cover
Coyne Electrical School	5, 109
Cleveland Institute of Radio Electronics	15
Detectron Corp.	108
Eastern Audio Research	112
Electrofacts	123
Electronic Applications, Inc.	114
Electronic Instrument Co., Inc. EICO	105
Electronic Measurements Corporation	8
Electro-Voice	16
Goldak Company	118
Graham Electronic Supply, Inc.	100
Grantham School of Electronics	106
Gyro Electronics Co.	120
Hallicrafters	4th Cover
Hawkins Co., P. E.	114
Heath Company	92, 93, 94, 95
Herback & Rademan, Inc.	100
Hershel Radio Co.	130
Huckert Electronics	114
International Correspondence Schools	11
Lafayette Radio	14
Lektron Specialties	119
Link Aviation, Inc.	102
McMorrow, Berman & Davidson	9
Major Brand Tube Co.	111
Merit Coil & Transformer Co.	116
Microphone	120
Miller, Gustave	106
Monitor Products	112, 116
Moss Electronic Distributing Co., Inc.	13, 101
National Radio Institute	3
National Schools	99
New Science Institute	97
Nuclear Measurement Co.	106
Nucleonic Co. of America	116
Palley Supply Co.	104
Philmore Mfg. Co., Inc.	123
Plasticles	127
Postal Finance Co.	108
Precise Development Co.	102
Precision Radiation Instrument, Inc.	112
Progressive "Edu-Kits," Inc.	117
Radio Products Co.	127
Radio-Television Training Association	7
Raytheon Manufacturing	12
Rex Radio Supply	98
Rider Publishing Co., Inc., John F.	113
Sams & Co., Inc., Howard W.	118
Sierra Scientific Co.	118
Stanley Electronics Corp.	115
Stowers & Son	127
Surplus Emporium	123
Swift Optical Co.	120
TV Publishing Co.	121
Teltron Electric Company	107
Thrifty TV Supply Company	110
Tri-State College	114
U. S. Geiger Co.	114
Universal Atomics Corporation	108, 127
Uranium Prospectors Supply Co.	2nd Cover
V. A. Enterprises	128
Valparaiso Technical Institute	110
Victoreen Instrument Co.	110
Video Electronics Company	6
Video Specialties, Inc.	112
World Radio Labs	10

RESONANCE QUIZ

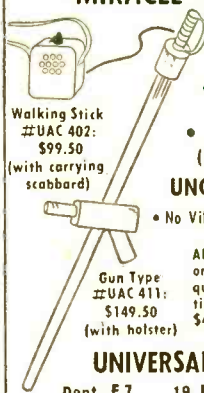
(Questions on page 91)

1. Only one. 2. Rejection circuit. 3. Large voltage drop. 4. Reject. 5. Selection circuit.

TRANSISTORIZED GEIGERS — URANIUM \$\$\$

NOW! FOR THE FIRST TIME SINCE
THE DISCOVERY OF URANIUM

COMPLETELY TRANSISTORIZED MIRACLE GEIGER COUNTERS



Walking Stick
#UAC 402:
\$99.50
(with carrying
scabbard)

Gun Type
#UAC 411:
\$149.50
(with holster)

- Extra sensitive
- Featherweight (Less than 3 lbs.)
- Scientifically engineered power supply
- OVER 500 hours of battery life
(And battery replacements cost only 30¢)
- Includes Miracle Transistorized Audio
(Usually sells for \$15.00)

UNCONDITIONALLY GUARANTEED

- No Vibrators • No Tubes • Almost Indestructible

All instruments sold or distributed through
or by UAC are checked IN and OUT by
qualified Ph.D.'s in our complete scien-
tific laboratory. Prices from \$19.95 to
\$4995. Write today for free information:

UNIVERSAL ATOMICS CORPORATION

Dept. E 7 19 East 48th St. New York 17, N. Y.



New "TENACLIP" (Pat. Pend.)

attaches to car... stops antenna whipping

Clear plastic clip quickly fastens to rain mold-
ing... holds right or left antennas. Prevents
damage to antenna from low hanging limbs or
driving into garage. See your dealer or order
direct. No C.O.D.'s please.

\$1.98

PLASTICLES, 4207 Grand River, Dept. P-1, Detroit 8, Mich. *postpaid*

GEIGER COUNTER KIT



You can assemble it yourself in
about an hour. All holes drilled
and ready for wiring. No special
tools required. Full instructions
and easy to follow diagram in-
cluded. Government booklet
"Prospecting with a Counter" and
radioactive sample provided free
with kit. Full price including
tubes, headset and batteries only
\$17.50 postpd. Satisfaction Guar-
anteed. Order your kit today.

STOWERS & SON, Dept. 50, 804 Grand, Kansas City 6, Mo.

TV TUNER REPAIRS

48-HOUR SERVICE

Defective tuners rebuilt to factory standards. New tuner
guarantee. Ship prepaid.

RADIO PRODUCTS CO.

College Point 56

New York

We carry a full stock of
Replacement Tuners for all makes of T.V.

Electronic Brain Directs Subway Passengers

AN AUTOMATIC "BRAIN" known as the "Electronic Wayfinder" will direct a subway passenger to his destination if an experimental unit demonstrated recently by



the New York City Transit Authority is put into use.

When a button is pressed, a series of col-

ored bulbs lights up on a large subway map, showing the route to be traveled. At the same time, specific instructions appear in illuminated print in an "information box" next to the map.

Every station in the subway system is listed alphabetically according to boroughs, with a push button for each station. In addition, there is a separate listing of points of interest in the city.

Red, yellow, and blue lights indicate the three different subway divisions, while green lights represent the station in which the passenger (and the "brain") are located. When the passenger presses the button corresponding to the station to which he wants to go, the "brain" takes over and charts his course. It even tells him if and where he has to transfer from one division to another.

The "Electronic Wayfinder" was developed by Femco, Inc., of Irwin, Pa. —30—

PHOTO CREDITS

- 17, 18, 19, 20..... Wm. Rintoul and the Bakersfield Californian
- 36..... R-C Scientific Instrument Co.
- 69..... General Electric Co.
- 72..... Left, Heath Company
Right, Electronic Instrument Co., Inc.
- 76, 77..... Minnesota Mining & Mfg. Co.

NOW! TV GLO-TEST KIT.. Replaces \$279 in TESTING EQUIPMENT



Now, for the first time, this nationally advertised tester is available in "Do it Yourself" kit! Today the GLO-TEST is enthusiastically used by hundreds of Radio & TV servicemen, hobbyists, Radio amateurs, and experimenters.

Many uses—Measures AC-DC voltages to 50 KV; Resistor and Capacity measurements; Signal Tracer; Tube tester, and others.

GLO-TEST KIT, complete with test leads and instruction book.....only **\$9⁹⁵**
Also Available Assembled \$14.95.

Residents of Calif. include 3% sales tax. Send check or money order to:

V. A. ENTERPRISES, 608 E. Rosecrans Blvd., Compton, Calif.

Classified

RATE: 50c per word—minimum 10 words

FOR SALE

T.V. Picture Dull? Renew Your Picture Tube With Genuine Hamco Rejuvenator. Send Only \$1.00, Pay Postman \$2.95 C.O.D. Hamco, 560 Claremont Pkwy., N. Y. 57, N. Y.

ELECTRONIC Code Practice Oscillator, instructions, Warranty \$4.00 Postpaid, or C.O.D. Plus Charges. Free Details. Stout, 2241A E. Broadway, Muskegon, Michigan.

CRYSTAL Blanks, At cut, 2-3 megacycles, easily ground to frequency, 243 type, 5 for \$1.00. PP Crystals, 1510 C St. SW., Cedar Rapids, Iowa.

RESISTORS, condensers, micas, electrolytics, tubulars, thousands of new latest types, each piece new, usable, some short leads. 10 lbs. \$9.50, Prepaid, Cagan Sales, Box 1152, Rochester, New York.

DIAGRAMS: Counters, Timers, Intercoms, Organs, etc., \$1.00 each. List free. Parks, 104-A S. E. 57th, Portland 15, Oregon.

HIGH Fidelity—Complete Schematics \$1.00. Hi-Fi, 9529 Claremont N. E., Albuquerque, N. M.

TV, Radio Parts, Tubes, Antennas, Wire, Speakers, Condensers, Selenium Rectifiers, Rotators, Towers, Benches, Shelving, Test Equipment, TV Tables. Make us your leading supplier. Catalog free. Radio Tube Merchandising Company, 508 Clifford Street, Flint 3, Michigan.

NOW you can make your own Printed Circuits at Low Cost! Complete assortment of materials needed to make Etched-Wire Printed Circuits. Contains XXX-P Copper Board, Etching materials and instructions, Etch-resistant material for Layouts, Eylet Connections and Drill, Circuit Diagrams for Multimeter and 1-tube Receiver. Fully Guaranteed—Send Check or Money Order Kit No. 35 Only \$3.50 Complete. Techniques, Inc., 135 Belmont Street, Englewood, New Jersey.

COMPLETE set of parts to build "Loopstick" Crystal Radio Kit. Finest, most sensitive yet designed. Complete with instructions. \$2.95 postpaid. TV Sales Company, Dept. E, P.O. Box 44, Yonkers 1, New York.

BUY Surplus Radio Electronics Parts, Equipment. Hundreds of other items Direct from Government. List \$1.00. Box 169 ZF, East Hartford 8, Conn.

DIAGRAMS for repairing radios \$1.00 Television \$2.00. Give, make, model. Diagram Service, Box 672-PE, Hartford 1, Conn.

CODE Practice Oscillator. An electronic device producing a true C. W. Tone. \$4.00 Prepaid. Salk Engineering, P.O. Box 810, Providence, R. I.

SUPERSENSITIVE VHF radio receives television, FM broadcast, CAP and amateurs without antenna or ground. Factory wired assembled complete with special tube only \$3.98 postpaid. Thousands in use by experimenters, amateurs, civil defense. Springfield Enterprises, Box 54-E7, Springfield Gardens 13, New York.

SOLAR battery converts light into electrical energy. High output type for operating transistors. Only \$1.99. Springfield Enterprises, Box 54-E7, Springfield Gardens 13, New York.

WALKIE-Talkie. Build a real wireless two-way portable radiophone for less than \$10.00. Plans 50c. Springfield Enterprises, Box 54-E7, Springfield Gardens 13, New York.

PRINTED Circuit kit. Latest thing in electronics. Replaces conventional wiring. Includes copper laminate, etching salt, etchant resist, drawing pen and instructions. Only \$2.25. Springfield Enterprises, Box 54-E7, Springfield Gardens 13, New York.

BUILD a metered 6 volt power source for less than \$4.00. Ideal for experimenter. Car req'd. Plans 50 cents. Edward Obarowski, 80 River St., Thomaston, Conn.

ELECTRIC Brain plays game! Build it. Challenge your friends to beat it! No tricky parts, easy to make. Complete instructions, fifty cents. Jay Acey, Dept. E-1, Box 132, Greenwich, Conn.

SCHEMATICS, Simple Instructions, Capacitor, Tube, Signal Checkers, Amplifiers, Transistor Receivers, Others. \$1.00 Complete Booklet. Surge Designs, Syosset, L. I.

OVERSTOCKED! Giant Assortment Standard Radio Parts, Not Surplus, \$8.50 Value, \$3.00 Postpaid, Stout 2241A E. Broadway, Muskegon, Mich.

WANTED

CYLINDER and old disc phonographs. Edison Concert, Balmoral, Conqueror, Opera, and Oratorio models. Berliner Gramophones and Zono-o-phones, Columbia disc and cylinder Graphophones, Bettini micro-reproducer. Want old catalogues and literature on early phonos prior to 1919. Will pay cash or trade late hi-fi components. Popular Electronics Box 50.

INVENTIONS WANTED

INVENTIONS wanted. Patented; unpatented. Global Marketing Service, 1404 Mitchell, Oakland 1, Calif.

PROMOTIONS at their best. Free particulars. Superior, 340-342 North Rodeo, Beverly Hills, Calif.

HELP WANTED

FOREIGN-U.S. Job Information Directory. So. Pacific, Alaska, Canada, So. America, Europe, Africa, Spain. Unskilled—Skilled—Office. Contractors names, locations, addresses, amounts listed. Stamped self-addressed envelope appreciated. Job Information 9E, Waseca, Minn.

BUSINESS OPPORTUNITIES

WANT To Make big money at home? \$5 profit in an hour possible with Invisible Reweaving. Make tears, holes disappear from clothing, fabrics. Steady year-round demand from cleaners, laundries, homes. Details Free. Fabricon, 8343-S Prairie, Chicago 19, Ill.

\$70 WEEKLY guaranteed—home, spare time. Simplified mail Bookkeeping. Immediate income—easy! Auditax, 347572T, Los Angeles 34.

FREE Booklet "Money-Making Facts" tells mechanically-inclined men how to start spare time business at home. Lee Foley Company, Columbia Heights, Minnesota.

RECAST Old batteries into new. Latest achievements. Battery Laboratories, Minneapolis.

AGENTS, Bargain Hunters Wanted. Big Discounts on Nationally advertised Merchandise. Wholesale Catalog \$1, refunded with first order. Irving Pollack, 12 Cedar, Akron, New York.

TAPE RECORDERS

TAPE Recorders, tapes, accessories. Unusual values. Dressner, Box 66E, Peter Stuyvesant Station, N.Y.C. 9.

INSTRUCTION

OPPORTUNITY! Complete high school at home in spare time with 58-year-old school. Texts furnished. No classes. Diploma. Information booklet free. American School, Dept. XB56, Drexel at 58th, Chicago 37, Illinois.

SHORTHAND In one Week—EZ Longhand System \$2 Returnable. Sterling, Great Neck 39, N. Y.

MINERALS & PROSPECTING

GEIGER Counter and Metal Detector Kits. Inexpensive, Educational. Free Literature. Electronic Applications, Dept. B, 5024 Lee Highway, Arlington 7, Va.

GEIGER Counter Kit—Only \$64, assembled \$76, more sensitive than most counters and scintillometers. Counter Diagrams, 50 cents. Uranium, 1.00% U₂Os, \$1.00. Determine ore values with this accurate sample. T. Barrett, 22319 Kathryn Ave., Torrance, Calif.

URANIUM Ore Calibrated Radium Standard Specimen Kit—Indispensable for standardizing geiger counters. \$4.95 (No C.O.D.'s). Monitor Products, Suite 1004, 516 Fifth Ave., New York 36, N. Y.

URANIUM Finding Made Easy. Completely Transistorized Geiger Counters now available for the first time. Extra Sensitive. Lightweight. Scientifically engineered. Unconditionally guaranteed. Also a complete line of prospecting instruments priced from \$19.95. Write today for free information. Universal Atomics Corp., Dept. PE7, 19 East 48th Street, New York City.

URANIUM Found Easier with Universal's new Miracle Transistorized Audio. Adapts to all Geiger counters . . . amplifies detection clicks ten times . . . replaces bulky earphones . . . operates 500 hours on 15c flashlight cell. \$15. F.O.B. N.Y.C. Send \$5 for C.O.D. Universal Atomics Corp., Dept. PE 70, 19 East 48th Street, N.Y.C.

MISCELLANEOUS

BUILD super crystal radios, electrotonic crystal detector, instructions 50c. Electrotonics, Box 98-E, Dixon, Missouri.

CRYSTAL Detectors—new type—loud—50c. Mailmart, Box 92, Paramus, N. J.

MAIL Operators, Agents, new mail order item, a thrilling treasure will create sensation coast to coast. \$2.00 brings sample, Literature. Jay Gee Ell Co., Box 82, Dept. EW, Honolulu 8, Hawaii.

TUBES—TV. Radio, Transmitting, special purpose types—Bought, Sold, Exchanged. Send details to B. N. Gensler W2LNI, 512 Broadway, New York 12, N. Y.

COLOR Television from Standard TV using color wheel, simple converter. Details, Colordaptor, 3471 Ramona, Palo Alto, Calif.

PSORIASIS Victims—Hopeless? New Discovery! Free Trial Offer. Write Pixacol, Box 3583-PE, Cleveland 18, Ohio.

ELECTRONIC organ engineered for home construction. 30 keys, 3 tubes. A real musical instrument easy to build. Complete set of Plans only \$1. Solotron Co., 29641 Gilchrist, Farmington, Mich.

BUILD your own electronic organ, or electronic brain. Jim Kirk, 1552-A Church, San Francisco 14, California.

HERSHEL RADIO CO.

LOWEST PRICES

ON ALL ELECTRONIC NEEDS

TUNING UNITS



\$50.00 Valued **\$275**
Less Case
From BC 375 TRANS.
YOUR CHOICE OF
TU 26B, TU 85, or
TU 10B. Wt. 12 lbs.

TRANSMITTING MICA



69¢ Brand New
.002-MFD
3000 VDC

PLUG-IN COILS



Choose from 4-5-6
Prong Type
29¢ BRAND NEW


1 MEG PRECISION RESISTOR
1-Watt 1%..... 69¢



FILTER UNITS

Phone plug and
jack JK3& 2
BINDING POST.
Prevents RF
Feed Back. Has
2 RF CHOKES.
72 UH Powered
Iron Cores.

\$1-41
\$295



\$29.95

Brand New Wt. 50 lbs.
ELECTRONIC PHOTO FLASH 100 watt SEC.

Operates on auto battery or any 6/12 or
12/24 VDC source. Complete with ignition
coil, trigger, housing and strobe light.
Assembly includes 20 ft. cord, SYL-
VANIA A-1073 200 watts bulb.
(Similar to Sylv. 4330). Extra
Parts Kit, Spare 1073.
FUSES, VIBRATOR
Instruction Manual



IGNITION COILS
PRI. 150V. Condenser,
Discharge SEC. 15,000
Volt. **\$1.29**

MODULATION AND DRIVER TRANSFORMERS



Both Units Only
Modulation
Trans. 815
class AB2-55
Watt Driver,
65W7 to
Modulator. **\$495**
Brand New

HI GAIN DYNAMIC MIKE KIT

Uses UTC. Transformer and Western
Electric Mike. Ideal
for Hams, PA, CAP,
Recording, Mobile
Equip. -50 DB/80.
7500 CPS. Diagram Furnished

\$195

PHOTO ELECTRIC CELL



95¢ CE Vacuum Cell
used in AMPRO
Sound Projector.
Also useful for opening
garage doors and
Alarm Systems.

KIT 1. HARDWARE

Over 1,000
pieces, 2 1/2 lbs.
of assorted
RADIO & TV
HARDWARE. **99¢**
was \$1.49

KIT 2. CERAMICS

100 ASSORTED
RD. Range from
.75 mmfd. to
6,000 mmfd. **\$250**
was \$3.80

KIT 3. Volume Controls

25 ASSORTED.
Range from 2
ohm to 3 meg.
5.6 m. x 1 1/4
switch. **\$275**
was \$4.75

KIT 4. Rotary Switches

25 ASSORTED
TYPES. A Real
Buy at only. **\$250**
was \$4.75

KIT 5. RESISTORS

100 ASSORTED
TYPES. Range
from 1 ohm to
15 meg. 1/2 to
5 watt. **\$175**
was \$1.95

KIT 6. R.F. CHOKES

25 ASSORTED.
Range from
15 mh. to 25
mh. **95¢**
was \$1.85

KIT 7. TOGGLE & SLIDE SWITCHES

25 ASSORTED.
DPST, DPDT,
SPST, etc. **\$325**
was \$4.95

KIT 8. PAPER & CAN CONDENSERS

25 ASSORTED.
Range from 4
mf. to 450 mf.
was \$3.50 **\$275**

OIL CONDENSERS

MFD	VDC	PRICE
2	600	.49
7	600	.95
8	600	.95
10	600	1.75
2	1000	.95
4	1000	1.49

DUAL 4-1000

2x4	600	2.75
8	1000	2.49
5	2500	1.39

ALL-PURPOSE FIL. TRANSFORMER



PRI. 117 v.
40 cyc. sec.
6.4 v.12A
8.4 v.12A
9.4 v.12A
11.4 v.12A
13.4 v.12A
15.4 v.12A
2.5 v.1.75A

\$495

BRAND NEW

MYSTERY PACKAGE ELECTRONIC PARTS

The Surprise of Your Life

25 pounds of
BRAND NEW
USABLE GOVT.
SURPLUS.
Ideal gift for
the ham, etc. **\$495**
Worth \$50.
Our Price

LIMITED SUPPLY!

RCA OUTPUT TRANSFORMER



P.P.6L6'S
25 watt
PRI 5000 Ohms
output. Sec. #1
500 Ohms. Sec.
#2 600 Ohms.
Sidetone 15 to
15,000 cy. flat. **\$195**


PLATE TRANS.

\$995
PRI. 90 v
60 cy.
3 amp. Sec. 5400
v. Temp. 6 1/2 x
5 1/4 x 8 1/2 H.

WILLARD BATTERY

\$275
2 Volt Wet
20 AH

FIL. TRANSFORMER



110 volt 60 cy. 4 volt
at 16 HMPS.
2.5 v. at 1.75
amps.

POTTER and BRUMFIELD OVERLOAD RELAYS



\$195
#1-5000
Ohms Coil
Current 10ma.
#2-110V.
60 Cy. AC.
Coil S.P.D.Y.

VARIABLE TRANSFORMER



\$495
PA 115 VAC.
4 Amp 50-80
cy. Sec. 50
to 135V. 25
Amp. Used
with Dicta-
phone Repro-
ducer MFD.
U.T.C.

BLEEDER RESISTOR

49¢
110 watt bleeder. 5 sections
(750-23-23-7,500-3,000).
Total...11,296 OHMS.

110 VAC RELAY

\$169 BRAND NEW
D.P.D.T.
8 AMP. CONTACTS

GUN CAMERA MOTOR



95¢
Brand New
Used in Gun Camera.
24 VDC. Will run on
110 VAC.

TUBE SPECIALS

TYPE	PRICE
955, 957, 9004,	
9006	\$.35
9001	\$.59
9002	.69
807	1.00
2051	.50
1625	.25


HERSHEL RADIO CO.

5245 GRAND RIVER
Detroit 8, Michigan
Phone TYler 8-9400

TERMS: Cash with order or 25%
DOWN-BALANCE C.O.D. NET
10 DAYS RATED ACCOUNTS
ALL PRICES NET F.O.B. DETROIT
Merchandise Subject to Prior Sale

cabinart **KITS**


HI-FI speaker-equipment cabinets



Model 80 has lift lid, removable panels. Bass reflex tuned for 12" or 15" speakers. Overall dimensions: 33½"H, 23"W, 16"D. M80 tuner section, inside: 20"H, 21¾"W, 15½"D. M8112, M8115 baffle volume: 6 cubic feet. ¾" white pine

Model 80 equipment cabinet kit \$27.00
 Model 8112 12" speaker cabinet kit 18.00
 Model 8115 15" speaker cabinet kit 18.00

All kits precision-cut to size, baffles pre-cut for 12" or 15" speakers, Kits include Saran plastic acoustcloth, glue, sandpaper, plastic wood, hardware, assembly instructions and finishing instructions. Write for complete catalogs and nearest Cabinart kit dealer.



CORNER HORN Model 61, 12" speaker—\$19.95
 Model 63, 15" speaker—\$23.95

all prices slightly higher west and south


ACOUSTICALLY ENGINEERED—ASSEMBLED WITH ONLY A SCREWDRIVER!

FEATURING THE KLIPSCH-DESIGNED

Rebel^{*} 4
 ready-to-finish birch



DIRECT RADIATION OF HIGHS
 BACK RADIATION OF LOWS



MODEL K-12—\$36.00
 MODEL K-15—\$42.00

REBEL enclosure development entails a cavity and slot port, to form a resonant chamber, and a horn coupled to the slot. The slot is loaded by the horn; the proportioning of slot, cavity and horn provide bass response below 100 cycles which corresponds in efficiency to the front-of-cone direct radiator response above this critical 100-cycle point. There are two ways one might consider the function of this horn. One

is a bass reflex with a horn acting as a resistive load on the port. System resonances are damped by useful radiation resistance while the horn does not cost anything. It is already formed by the room corner. Again, if a full horn were added below the 100-cycle point bass response would be boomy and unnatural. But, in the Rebel enclosures, the cavity-port combination acts as an acoustic low pass filter. And its design is such that low-end response will compare with response higher in the sound scale.

KIT FORMS BY



75 North 11th Street
 Brooklyn, N. Y.

* Trade Mark

cabinart

cabinart

only



S-53A The finest small communications receiver built and ideal where maximum performance is required in small space. Several steps better than the S-38C, but not quite up to larger S-40B. Covers Broadcast Band 540-1630 kc plus four short-wave bands covering 2.5-31 and 48-54.5 Mc.

Electrical bandspread for easy tuning. Two I-F stages. Switches for automatic noise limiter, code reception and high-low tone. Phono jack for records. Headphone tip jacks on rear and built-in PM speaker. Temp. compensated to reduce fading due to frequency shift. For 105/125 V. 50/60 cycle AC.



Brand New and very much wanted—**Model HT-30** Single Sideband AM and CW Transmitter/Exciter.

- Highly stable VFO with full 100:1 ratio gear drive system built-in, calibrated in kc.
- Stability comparable to most crystals .009%. Full band switching.
- Ample gain for 55 db microphone. Hum and noise 40 db down.

- Full 50 watt peak envelope output.
- Complete built-in metering.
- Unwanted sideband at least 40 db down. AM—CW—SSB.
- Undesired beat frequency down 60 db or more. T. V. I. suppressed.
- Stable 50 kc filter system.
- Provisions for coaxial output fitting.
- Built-in voice control circuit with bias switching for final amplifier.

has




Model SX-96 Selectable Sideband Receiver

- Covers Broadcast 538-1580 kc plus three S/W 1720 kc-34 Mc.
- Double conversion with selectable crystal controlled second oscillators.
- Selectable sideband reception of both sup-


- pressed carrier and full carrier transmissions. Highly selective 50 kc I.F. system.
- CW operation with AVC on, Delayed AVC.
- Calibrated bandspread—'S' meter—double superhet. Precision gear drive dial system.
- 10 tubes, 1 rectifier and voltage regulator.

COMPLETE



S-94 (S-95) These two new Civic Patrol receivers are over 10 times as sensitive as previous models, greater increased audio power output and built-in relay squelch system. Perfect for monitoring, police, fire, taxicab, telephone-mobile, forestry, Civil Defense. The S-94 covers 30-50 Mc and the S-95 150-173 Mc. Built-in speaker and provisions for headphones. Eight tubes plus rectifier. 105/125 V. 50/60 cycle AC/DC.

HAM



S-38D Low cost unit with high priced performance over Broadcast Band 540-1650 kc plus three short-wave bands from 1650 kc-32 Mc. Electrical bandspread operates over large easy-to-read dial. Headphone tip jacks on rear and powerful built-in PM speaker. Oscillator for reception of code signals. Four tubes plus rectifier. 105/125 V. 50/60 cycle AC/DC.

LINE

Write for complete specifications.

Hallcrafters • Chicago 24, Illinois

In Canada:
The HALLCRAFTERS COMPANY
• Don Mills Road • Box 27, Station R • Toronto 17, Ontario