

Llewellyn's Practical Magick Series

# PRACTICAL CANDLEBURNING RITUALS

Spells &  
Rituals

For Every  
Purpose



Raymond Buckland

**Llewellyn's Practical Magick Series**

**PRACTICAL  
CANDLEBURNING  
RITUALS**

by

**Raymond Buckland**

1995

Llewellyn Publications  
St. Paul, Minnesota 55164-0383, U.S.A.

*Practical Candleburning Rituals*. Copyright © 1970, 1976 and 1982 by Raymond Buckland. All rights reserved. Printed in the United States of America. No part of this book may be reproduced in any manner whatsoever without written permission from Llewellyn Publications, except in the case of brief quotations embodied in critical articles and reviews.

THIRD EDITION  
Nineteenth Printing, 1995

Cover painting by Robin Wood

Library of Congress Cataloging-in-Publication Data  
Buckland, Raymond.

Practical candleburning rituals.

(Llewellyn's practical magick series)

1. Candles and lights—Miscellanea. 2. Occult sciences.

I. Title. II. Series.

BF1442.C35B83 1986

133.4'3

86-20915

ISBN 0-87542-048-6

Llewellyn Publications  
A Division of Llewellyn Worldwide, Ltd.  
P.O. 64383, St. Paul, MN 55164-0383

## PRACTICAL MAGICK: A SERIES

To some people, the idea that "magick" can be "practical" comes as a surprise.

It shouldn't. The entire basis of magick is to exercise influence over one's environment. Generally this is a matter of bringing about desired changes in the circumstances surrounding one person's present-time condition. It is true that much magick today is "esoteric," i.e., concerned with various exercises working toward spiritual growth and psychological transformation, but modern occultists are also very much concerned with practical considerations.

Magick can and should be used in one's daily life for better living! Each of us has been given a mind and a body, and we have been placed under an obligation to make full usage of these gifts. Mind and body work together, and magick can be understood as simply being the extension of each of these gifts into dimensions beyond the limits normally conceived. That's why we commonly talk of the "supernormal" when referring to the domain of magick.

Just as practical magick is concerned with attaining such mundane matters as better employment, health, success, wealth, love, protection, etc.—the needs, desires and problems that we all know and experience—so are the methods and equipment employed in this kind of magick familiar and practical. There's little need for the exotic and difficult-to-obtain materials and artifacts that make up the folklore and mythology of magick. The important thing—and this is one of the lessons of magick—is to make good



use of what we have. We start with what we have, and then we expand upon our initial resources. That's why we start this series of books on practical magick with a manual on the use of candles. Candle magick is an easy, but powerful, technology for applying the energies of the body and powers of the mind to obtain one's desires.

The body is alive: Life is an expression of Divinity. There is God-power in the body; that's what makes it alive. Mind, too, is an expression of Divinity. Love (emotion) and imagination link body and mind together as an instrument of power under will. The deliberate use of this instrument to affect one's condition in life is magick.

It's as simple as that. It can be made complex as our needs increase, and as we seek to employ magick more powerfully. We can devote much effort to making the body more alive, thus increasing its energy reserves. We can develop exercises that train the mind's ability to concentrate and to visualize. We can employ a multitude of aids and props, to stimulate emotion, to help in concentration, to link together the objects of our desire. But, all of this can come naturally if we start with the basics of the familiar and very real world of our immediate surroundings and our very fundamental and primitive needs.

Start at the beginning: what is your most pressing need? Is it health, for example? Then what is it about your health that requires attention? Is it a bad habit that must be eliminated? Then work on the bad habit as well as on the ideal of good health. You'll find candle rituals for both in this book. Is your home life disturbed? What's the source of the problem? Money, perhaps? You'll find candle rituals to handle both.

Do your magickal work with care. You'll find the basic instructions in this book. Do each action with deliberation and full attention. That's the real meaning of "faith" in magick. Do each step of magick with all the respect for it that is due the expression of Divine Power that you seek to

invoke to flow through yourself. Treat your magickal equipment as sacred, and it will become sacred. "Walk in a sacred manner" when you are working your magick; i.e., feel the God-power in your body and move as a being filled with power.

Put time into your magick. If you think that you don't have the needed time, then you are not being *practical* in your attitude toward magick. To give time to your magick is to give it power. Put feeling into your magick. If you don't then you are not showing respect and you are withholding the energy of your body from it. Surround your magick with love: feel the love of God in all that you are doing. Love the beauty that is in all things of Nature. Love the Divinity that is in all life—that is in even the candle, the oil, the incense, the altar, in your special ritual clothing, in your hands as you manipulate the candles, in the floor or ground you kneel upon. Feel love and power flow from your eyes as you guide your hands in the work of magick, as you watch and meditate on the candle flames, as you dress the candles with oil.

Practical magick is easy. Doing it well is to become a master craftsperson. The craft of living wisely and well is the fulfillment of your life here and now. To do otherwise is to deny meaning to life, to deny purpose in the universe, to denounce beauty, to oppose Nature.

Blessed Be,  
Carl L. Weschcke, AMAFA,  
O.S.V., N.O.S.



### About the Author

Raymond Buckland came to the United States from England in 1962. He has been actively involved in the study of the occult for thirty-five years, and an initiate of the Old Religion for nearly twenty-five. In the past fifteen years he has had twelve books published and has written numerous newspaper and magazine articles.

Considered an authority on witchcraft and the occult, Ray has served as technical advisor for the Orson Welles movie *Necromancy* and has also worked as an advisor for a stage production of *Macbeth* with William Friedkin (director of *The Exorcist*). He has lectured at universities across the country, and has been written about in many leading publications. Ray has appeared on numerous radio and television talk programs including *The Dick Cavett Show*, *Tomorrow* with Tom Snyder, *Not for Women Only* (with Barbara Walters) and the *Virginia Graham Show*. He is listed in a number of reference works, including *Contemporary Authors*, *Who's Who in America*, *Men of Achievement* and *International Authors and Writers' Who's Who*.

### To Write to the Author

If you wish to contact the author or would like more information about this book, please write to the author in care of Llewellyn Worldwide, and we will forward you request. Both the author and publisher appreciate hearing from you and learning of your enjoyment of this book and how it has helped you. Llewellyn Worldwide cannot guarantee that every letter written to the author can be answered, but all will be forwarded. Please write to:

Ray Buckland  
c/o Llewellyn Worldwide  
P.O. Box 64383-048, St. Paul, MN 55164-0383, U.S.A.

Please enclose a self-addressed, stamped envelope for reply, or \$1.00 to cover costs.  
If outside the U.S.A., enclose international postal reply coupon.

### Free Catalog from Llewellyn

For more than 90 years Llewellyn has brought its readers knowledge in the fields of metaphysics and human potential. Learn about the newest books in spiritual guidance, natural healing, astrology, occult philosophy and more. Enjoy book reviews, new age articles, a calendar of events, plus current advertised products and services. To get your free copy of *Llewellyn's New Worlds of Mind and Spirit*, send your name and address to:

*Llewellyn's New Worlds of Mind and Spirit*  
P.O. Box 64383-048, St. Paul, MN 55164-0383, U.S.A.

## CONTENTS AND INDEX

Introduction to the <i>Practical Magick Series</i>	iii		
Introduction to this volume	1		
TABLE 1 - Astral Colors	3		
TABLE 2 - Symbolism of Colors	4		
TABLE 3 - Days of the Week	5		
Preparation: Room	6		
Altar	6		
Incense	7		
Practitioner	7		
Candles	8		
Rituals	10		
Dress	11		
Altar Figure	11		
Lighting and Extinguishing of Candles	11		
Time of Rituals	12		
Identification	12		
A Final Word	13		
<i>Rituals:</i>		<i>Christian Version</i>	<i>Old Religion Version</i>
AFFAIRS			
To Break Up a Love Affair	15		17
	vii		

	<i>Christian Version</i>	<i>Old Religion Version</i>
AMULET		
Consecration of an Amulet or Talisman		167
BAD HABITS		
To Overcome a Bad Habit	21	23
CONDITIONS		
To Settle a Disturbed Con- dition in the Home	25	27
CONSECRATION		
Consecration of an Amulet or Talisman		167
DEATH		
For the Dead	29	33
DISTURBED CONDITIONS		
To Settle a Disturbed Con- dition in the Home	25	27
DIVINATION		
For Scrying	147	151
DREAMS		
To Cause Dreams	157	159
ENEMY		
To Bring Pressure to Bear on an Enemy	35	39

	<i>Christian Version</i>	<i>Old Religion Version</i>
EVIL		
To Protect Against Evil	43	45
FEAR		
To Conquer Fear	49	53
HABITS		
To Overcome a Bad Habit	21	23
HAPPINESS		
To Win or Hold Happiness	55	57
HEALING		
To Heal an Unhappy Marriage	59	61
HEALTH		
To Regain (or Retain) Health	63	65
HOME		
To Settle a Disturbed Con- dition in the Home	25	27
JEALOUSY		
To Arouse Jealousy	67	69
LOVE		
To Break Up a Love Affair	15	17
To Win the Love of a Man or a Woman	71	75

	<i>Christian Version</i>	<i>Old Religion Version</i>
<b>LUCK</b> To Change One's Luck	77	81
<b>MAN</b> To Win the Love of a Man or a Woman	71	75
<b>MARRIAGE</b> To Heal an Unhappy Marriage	59	61
<b>MEDITATION</b> To Meditate	153	155
<b>MONEY</b> To Obtain Money	85	89
<b>NERVES</b> To Soothe and Quiet the Nerves	91	95
<b>POWER</b> To Gain Power Over Others To Increase Your Power	99 161	101 165
<b>PRESSURE</b> To Bring Pressure to Bear on an Enemy	35	39
<b>PROSPERITY</b> To Gain Prosperity	105	109

	<i>Christian Version</i>	<i>Old Religion Version</i>
<b>PROTECTION</b> To Protect Against Evil	43	45
<b>PURIFICATION</b> To Purify Oneself	111	115
<b>SCRYING</b> For Scrying	147	151
<b>SLANDER</b> To Stop Slander	117	121
<b>SUCCESS</b> To Attain Success	123	127
<b>TALISMAN</b> Consecration of a Talisman		167
<b>TRUTH</b> To Learn the Truth	131	133
<b>UNCROSSING</b> To Uncross a Person (i) To Uncross a Person (ii)	43 135	45 139
<b>UNDERSTANDING</b> To Develop Understanding	143	145
<b>WOMAN</b> To Win the Love of a Man or a Woman	71	75



## APPENDIX

### THE DARKER SIDE

- How to Make a Voodoo Candle
- Baptizing the Candle
- The Curse
- The "Hands of Glory"
- The Dangers of Black Magic

173

### RITUALS WITHOUT CANDLES

- Creative Visualization
- Setting a Realistic Goal
- Realistic Time Limits
- Get it on Paper
- Thinking Positive
- How to Relax
- The White Light of Protection
- The Pagan Seax-Wica Psalm
- Working with the Moon
- Create Your Own Reality

179

## INTRODUCTION TO THE THIRD EDITION

*Practical Candleburning Rituals* has been described as "an occult classic". It has certainly been a popular book for over a decade and has now become available in a Spanish language edition. This is the second time it has been enlarged and, hopefully, it will continue its life for many more years to come.

What makes it so popular? I think it is the "earthiness" of it. It is a collection of simple, practical, rituals that are a far cry from the highly esoteric, mystical, workings associated with the world of High Magick. The rituals here are of, and for, "the people".

The rituals in this book were collected from around the world. Some are relatively new; some have been around for hundreds of years. They cover many aspects of life; many of the basic needs that "the people" have felt at one time or another — good and bad.

And here, perhaps, there should be a word of caution regarding the ethics of magick. In Witchcraft there is the admonition: "*An' it harm none, do what thou wilt.*" And it harm none . . . that includes, of course, yourself. Do nothing to harm another and do nothing to harm yourself. This is not a book on Witchcraft; it is a book on magick. What is the difference? Basically, Witchcraft is a religion\* while magick is a practice. In other words, *anyone* can do magick. Consequently they can do it for good or for ill, depending on their own personal ethics.

\* See *Witchcraft From The Inside* by Raymond Buckland, Llewellyn Publications, MN 1971

Since this is not a book on Witchcraft it does include one or two rituals that you would not find in such a book — “To Arouse Jealousy”, “To Break Up A Love Affair”, “To Win the Love Of a Man or a Woman”. To win love . . . ? Yes. This is a deceptively innocuous-sounding ritual, yet consider it. When you set out to influence another’s feelings for you, are you not interfering with their free will? Would you want someone to interfere with your own free will?

I think that all the rituals in this book need to be here, if for no other reason than historical interest. I would only ask that you choose the right ritual for you with the above words in mind. Bear in mind, also, that what you ask for is what you get . . . so be quite sure that you really want it before you ask! I deal with this aspect more fully in the exciting new section at the back of the book, that deals with Creative Visualization.

Part of the title of this book — perhaps the most important part — is *PRACTICAL*. All that is in here is practical. Over the past ten years and more I have received letters from people who have successfully performed the rituals. All have praised the fact that they are easy to do; they need no special equipment; and, *if done as directed*, they work! All you need are a few candles and the WILL to achieve what you desire. The rest is easy. You create your own reality and through candle manipulation you are able to do so in a most precise manner. Please read the chapter on Preparation very carefully. It is important. It may, perhaps, appear deceptively simple. It is uncomplicated, yes, but the points that are raised are important ones. Read it and follow it.

I hope you enjoy this new, enlarged, edition of *Practical Candleburning Rituals*.

Bright Blessings  
Raymond Buckland  
Virginia, 1982

## INTRODUCTION

Today more and more people are turning to the Occult. Tarot cards and the various methods of their interpretation are frequently the subject of everyday conversation. Ouija board parties are more numerous now than ever they were in the days before World War II. The construction of an astrological natal chart is common knowledge. Whether this acceptance of what have heretofore been regarded as “way out” beliefs and practices is due to Dr. Rhine’s experiments and proof of extra-sensory perception; to Professor Otto Rahn’s proof of “power” emanating from the human body; to Dr. Eisenbud’s proof of mind over matter, or other similar experiments and proofs we cannot say. But today there is more belief in, and practicing of, various types of *magic* than at any other time in Man’s chequered history.

*Sympathetic* magic is based on the principle that like attracts like. Make a wax or clay model representing a person and, if you work to the prescribed formula, whatever you do to the figure will actually happen to the person. This was first discovered by early Man 25,000 years ago in Paleolithic times. In those days to ensure success in hunting for food Man would model a clay bison and then “attack” it and “kill” it. He then felt sufficiently empowered to go out and kill the real bison. Today many people are finding that they can work this same type of magic using candles—not to hunt bison but to solve many of the problems presented by

twentieth century living. By burning different types of candles and manipulating them in various ways they find they can influence people and things.

This book deals with the practice of candle-burning—what candles to burn and when; how to “manipulate” them for the purposes desired. It deals little with the history of the subject for, as its title states, it is a *practical* book. It is for those who want to be able to *do* things. Simple rituals, yet effective. Rituals that can be done right in the home with readily available items of no complexity.

*Raymond Buckland*

TABLE I  
ASTRAL COLORS

<i>Zodiac Sign</i>	<i>Birth Date</i>	<i>Primary</i>	<i>Secondary</i>
AQUARIUS	January 20–February 18	BLUE	Green
PISCES	February 19–March 20	WHITE	Green
ARIES	March 21–April 19	WHITE	Pink
TAURUS	April 20–May 20	RED	Yellow
GEMINI	May 21–June 21	RED	Blue
CANCER	June 22–July 22	GREEN	Brown
LEO	July 23–August 22	RED	Green
VIRGO	August 23–September 22	GOLD	Black
LIBRA	September 23–October 22	BLACK	Blue
SCORPIO	October 23–November 21	BROWN	Black
SAGITTARIUS	November 22–December 21	GOLD	Red
CAPRICORN	December 22–January 19	RED	Brown



**TABLE II  
SYMBOLISM OF COLORS**

WHITE	Purity, Truth, Sincerity
RED	Strength, Health, Vigor, Sexual Love
LIGHT BLUE	Tranquility, Understanding, Patience, Health
DARK BLUE	Impulsiveness, Depression, Changeability
GREEN	Finance, Fertility, Luck
GOLD/YELLOW	Attraction, Persuasion, Charm, Confidence
BROWN	Hesitation, Uncertainty, Neutrality
PINK	Honor, Love, Morality
BLACK	Evil, Loss, Discord, Confusion
PURPLE	Tension, Ambition, Business Progress, Power
SILVER/GRAY	Cancellation, Neutrality, Stalemate
ORANGE	Encouragement, Adaptability, Stimulation, Attraction
GREENISH YELLOW	Sickness, Cowardice, Anger, Jealousy, Discord

**TABLE III  
DAYS OF THE WEEK**

Sunday	YELLOW
Monday	WHITE
Tuesday	RED
Wednesday	PURPLE
Thursday	BLUE
Friday	GREEN
Saturday	BLACK

## PREPARATION

### *Room*

However simple a ritual may be, preparation is all important. If you are going to burn candles first of all decide *where* you are going to burn them. Let it be somewhere they can remain undisturbed, for many of the rituals must be done over a period of days with the candles unmoved between times. It should also be a place where there will be no risk of fire—an innocent looking candle burning too close to a filmy curtain or drape can lead to a conflagration and catastrophe!

Choose a room which is quiet, where you don't hear the television or stereo blaring. Perhaps at the back of the house, or apartment, away from the sound of traffic. You need a room where you will be able to carry out your rituals without fear of interruption. The basement or the attic of a house are ideal.

### *Altar*

You will need something to act as an altar. Almost anything will do—table, chest, box, even the floor itself. But why not do the thing properly? A little aestheticism never hurt anyone. A small low coffee-table is ideal—preferably about two and a half feet long by two feet wide. Or a card table would do nicely. If you wish you may cover it with a cloth. This should be white. You will need a number of candle-holders. These may be of any type, any material. Try, however, to choose fairly small ones so that when you are using a number of

## PREPARATION

candles at one time the altar is not too cluttered. This is also important sometimes when you need to stand two or more candles close together. With large candle-holders it is impossible to get them close, so keep to the smaller, less elaborate type.

### *Incense*

Incense is seldom mentioned in connection with candle-burning but, to the author's mind, it is extremely important. Incense should *always* be burned during a ritual. It is a great aid to concentration—establishing the correct peace of mind necessary as a preliminary. There is of course the original belief concerning incense, that the ascending smoke carries one's prayers upwards to the gods. Virtually any incense will suffice, ranging from the little cones sold in nickel-and-dime stores through the specially mixed types which must be sprinkled on glowing charcoal. Most people will find the cones most convenient. Of the different ones available, the Indian incenses seem generally preferable to the Chinese. The latter seem just a little too sweet and scented.

In the following rituals if a particular incense is called for it will be mentioned. If no special incense is noted then you may use any type. However, if you cannot obtain the special ones then make do with what you can get. "Any incense is better than no incense" should be the general rule.

A simple yet effective censer may be constructed by filling a shallow dish, ash-tray or cup, with sand. The incense cones may then be stood on the sand, which will absorb any heat and prevent cracking of the vessel or scorching of the altar.

### *The Practitioner*

There is no need to fast or even to go on a rigid diet before indulging in the practice of candle-burning. You

will be far better able to concentrate on what you are doing if you are well-fed and comfortable. However, a symbolic cleansing is usually indulged in before a ritual. This consists simply of a bath. It is a dip into a bath of water to which a handful of salt has been added. The water may be of a comfortable temperature—no need for ascetic coldness. It is simply a dip in and a splashing of the water over the body. No need for soaping.

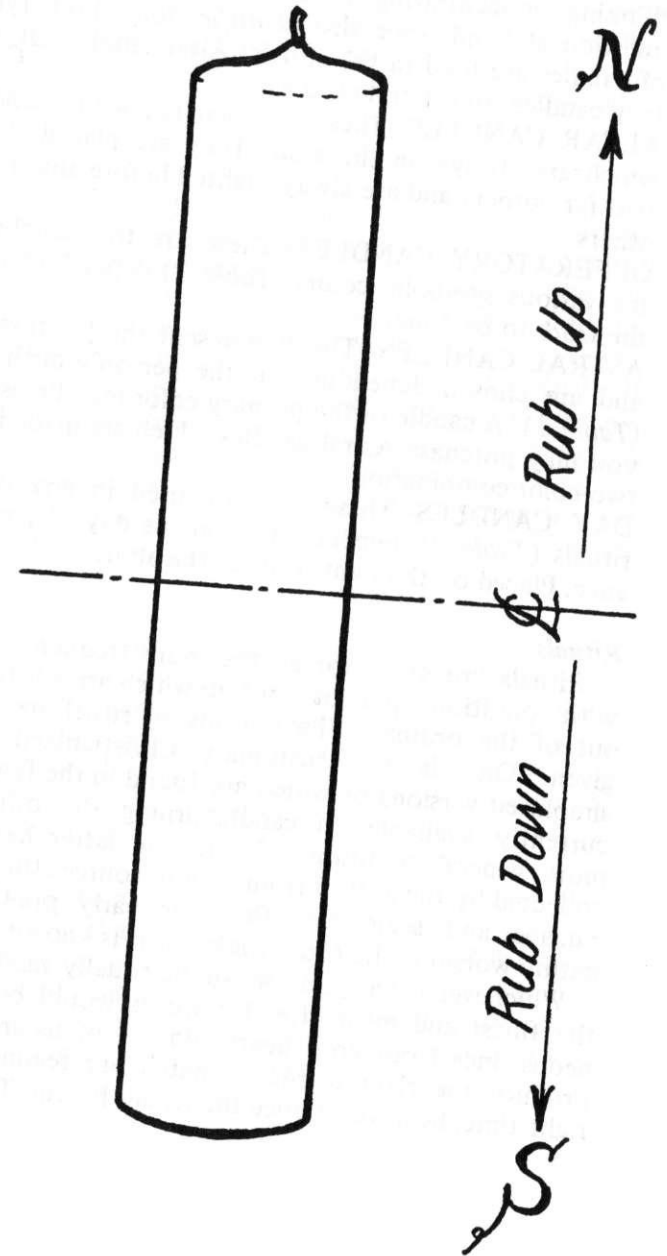
### *The Candles*

The candles may be of any type; it is the color which is important. There was a time when one was strictly admonished to burn only vegetable oil candles or paraffin candles. Never, never was one to burn candles made of animal oil. Today, although this still holds true, you may safely forget it. Few, if any, candles are now made of animal oil and, as stated, the important thing is actually the color.

The most important preparation in the practice of candleburning is the preparation of the candles themselves. They should be "dressed" before they are used. And to be of maximum effectiveness they should be dressed by the practitioner him/herself. Dressing is done with oil. There are a number of different candle-anointing oils on the market with little to choose between them. Some of these oils are colored and should therefore only be used on candles of the same color. It is obviously far less expensive than to buy an oil which is colorless and can be used on all your candles. If you cannot obtain candle-anointing oil then you may use regular olive oil.

To dress a candle you anoint it with the oil, rubbing it into the candle from the center towards the end (see illustration). Always rub in the same direction; from the center out to one end, then from the center out to the other end. While dressing the candle you should be

### PREPARATION





thinking—concentrating—hard on the subject, problem, question at hand. (See also *Identification*.) Four types of candles are used in the rituals: Altar candles, Offeratory candles, and Astral candles.

**ALTAR CANDLES**—These are two tall white candles which are always on the altar. They are placed at the two far corners and are always lighted before any of the others.

**OFFERATORY CANDLES**—These are the candles in the various symbolic colors (*Table 2*) dependent upon the work to be done.

**ASTRAL CANDLES**—These represent the petitioner(s) and are chosen depending on the person's birth date (*Table 1*). A candle of the primary color may be used or you may purchase Astral candles which are made in the two-color combination.

**DAY CANDLES**—These may be used in any of the rituals (*Table 3*), dependent upon the day of performance. Placed on the right front of the altar.

### *Rituals*

Rituals are given for all the more frequently dealt-with conditions, plus one or two which are a little more out of the ordinary. Two forms of ritual are usually given. One is the customary Christianized form—simplified versions of which are found in the few books currently available on candleburning—the other is a more general traditional form. The latter have been collected by the author from various sources throughout Europe and seem to reflect the early pre-Christian nature worship—the *Old Religion* as it is known.

Whichever ritual you use will be equally valid. Indeed the finest and most effective words would be spontaneous ones from your heart. Not all of us are able to produce the right words to match our feelings at the right time, however. Hence the rituals herein. They need

not be learned by heart, they can simply be read from this book. If you make a mistake—don't worry! A small error, a fumble, a slip of the tongue will *not* negate the ritual. It is the meaning, the purpose, within you which is important.

### *Dress*

Elaborate, ornate robes are not necessary in this practice, unless you feel happier with such trappings. It is largely psychological. The followers of the Old Religion would work naked, as a symbol of freedom. Most people these days wear their ordinary everyday clothes for the rites. But some do feel that a ritual calls for "something special" and consequently wear garments ranging from simple plain white robes to elaborate colored silken garments covered with esoteric symbols. If they feel their rituals will be more effective through the use of these "props," more power to them! They are not, however, mandatory.

### *Altar Figure*

Although it is not necessary to the rituals many people like to include a religious figure or picture in the Altar arrangements. A crucifix, an ankh, a figure of Jesus, of Mary, or an ancient Venus figurine would be quite permissible. The figure, or picture, should be placed at the back of the Altar in the center, with the censer immediately before it.

### *Lighting and Extinguishing of Candles*

It is best to light a taper and then to light the candles on the Altar from this, in the order noted. At the close of the ritual you may blow out the flames—in *reverse order to that of lighting*—or you may put them out with a candle snuffer. Do not pinch them out with your fingers.

***Time of Rituals***

Most of the rituals state the days on which they should be performed, or the number of days. The *time* of day, unless specified, is left to you. Whatever hour gives you greatest ease, be it early morning, midday or late evening, will suffice. But choose a time when you are unlikely to be interrupted.

***Identification***

It is actually possible to use candles without dressing them, but far more effective *to* dress them. Table 1 gives the appropriate colors for birth dates—but supposing you don't know the birth date of the person in question? All you do then is use a plain white candle to represent them, concentrating on the person as you dress it.

**A FINAL WORD  
BEFORE STARTING**

Rituals are more than just words. They have meaning. Whichever of the following rituals you plan to do first, sit quietly and read it through. Think about the words; their meaning. This way you will not be repeating something “parrot fashion” but will be getting closer to the ideal of using your own words—words from the heart.

Of the two types of rituals given in this book many people favor the Old Religion, or non-Christian, rituals simply because the wordings are so pertinent to the aims of the rituals. In so many of the traditional Christian versions the words of the Psalms used seem to have no bearing whatsoever in the operation. Yet many, many people have had great success whichever version they have used.

Read them, then, and use that which you find most pleasing to **YOU**. First and foremost you should feel happy and comfortable with what you use.

The format of this book is such that for each ritual, two versions—the Christian and the Old Religion—are printed consecutively. The altar diagram that precedes the first ritual of each pair is intended to be used for *both* versions.

**TO BREAK UP A LOVE AFFAIR (1)**

Altar No. 1	Figure	Altar No. 2
-------------	--------	-------------

Censer

BLACK

No. 1 ASTRAL    No. 2 ASTRAL

BROWN

GREENISH YELLOW

Book

Light ALTAR Candles 1 and 2.

Light Incense.

Light BLACK Candle thinking of the love affair breaking up.

Light ASTRAL 1 (Astral colors of the Man in the affair) while thinking of the Man.

Light ASTRAL 2 (Astral colors of the Woman in the affair) while thinking of the Woman.

Light the BROWN Candle, thinking of the love between the two slowly dying out; doubts and tension between them.

Light GREENISH/YELLOW, thinking of them being angry with each other; jealous of each other; general discord between the two.

Then say:

*(Psalm 3)*

“O Lord, how are my foes increas’d?  
against me many rise.  
Many say of my soul, For him  
in God no succour lies.  
Yet thou my shield and glory art,  
th’uplifter of mine head.  
I cry’d, and, from his holy hill,  
the Lord me answer made.  
I laid me down and slept, I wak’d,  
for God sustained me.  
I will not fear though thousands ten  
set round against me be.  
Arise, O Lord; save me, my God;  
for thou my foes hast stroke  
All on the cheek-bone, and the teeth  
of wicked men hast broke.  
Salvation doth appertain  
unto the Lord alone:  
Thy blessing, Lord, for evermore  
thy people is upon.”

Sit and concentrate on the love affair breaking up and the two people going their separate ways. After approximately ten minutes of such concentration extinguish the candles. Repeat the ritual every Saturday each time moving the two Astral candles an inch or so further apart. Continue until they are finally at the far edges of the Altar.

## TO BREAK UP A LOVE AFFAIR (2)

Light ALTAR Candles 1 and 2.

Light Incense and sit for a moment thinking of the love affair *as it is at present*.

Light ASTRAL 1 (the Astral candle of the Man in the affair) and picture the Man, as you say:

“Here is the Male half of the pair. He is half of a whole; soon will he be single.”

Light ASTRAL 2 (the Astral candle of the Woman in the affair) and picture the Woman, as you say:

“Here is the Female—the second half of the pair. Soon will she too be single.”

Light BLACK Candle and say:

“Here starts discord. Here burneth confusion.”

Light BROWN Candle and say:

“Uncertainty fills their minds. They hesitate. Are they right for one another, they think? Should they really be together? . . . Doubt fills their minds.”

Light GREENISH YELLOW Candle and say: “Here be jealousy! Here be discord! Here be worries, doubts, anger and fear. So shall it work.”

Think now of the couple breaking up. Think of the love affair being over; of them going their separate ways. Say:

“What was attractive  
Now seems plain.  
What was entertaining  
Now is boring.  
What was pretty  
Now is sullied.  
What was bright  
Now is dull.  
What drew together  
Now detracts.  
What lived  
Dies.  
No longer the love that flared between them;  
No longer the fires of passion flaming;  
No longer the longing and the yearning;  
No longer the two becoming one.  
Dull is their love;  
Dowsed are the fires;  
Gone is the longing;  
Separated are they.”

Think again, for a few moments, of the affair being completely over; the two people separated. Then say:

“Violets are dead, a faded ribbon,  
And a dusty curl or so;  
Half-torn notes, forgotten tokens  
Of some heartache long ago.

Kneeling by the hearthstone sadly,  
See, I throw them in the grate;  
Crackling now they burn, these ruins  
Of my joys and luckless fate.

TO BREAK UP A LOVE AFFAIR

Lovers' vows, oaths false and flighty,  
Up the chimney fast they fly;  
And the little god, I fancy,  
All unseen, stands chuckling by!

Still I sit beside the hearthstone,  
Dream—of what I cannot tell;  
Watch the sparks amid the ashes  
Dying out. Goodnight! Farewell!”

Extinguish the candles. Repeat this ritual every Saturday evening, each time moving the two Astral candles an inch or so further apart. Repeat until they eventually reach the two opposite sides of the Altar.





### TO OVERCOME A BAD HABIT (1)

Altar No. 1	Figure	Altar No. 2
	Censer	
	No. 1 WHITE	
No. 2 WHITE	--> BLACK <--	No. 3 WHITE
	No. 4 WHITE	
Book		

Light ALTAR Candles 1 and 2.

Light Incense.

Light BLACK Candle, and think of the bad habit to be overcome.

Light WHITE Candles 1, 2, 3 and 4 thinking of the bad habit fading away and finally being defeated.

Say:

*(Psalm 26)*

“Judge me, O Lord, for I have walk’d in mine integrity:

I trusted also in the Lord; slide therefore shall not I.

Examine me, and do me prove; try heart and reins,  
O God:

For thy love is before mine eyes, thy truth's path I  
have trode.

With persons vain I have not sat, nor with  
dissemblers gone:

Th'assembly of ill men I hate; to sit with such I  
shun.

Mine hands in innocence, O Lord, I'll wash and  
purify;

So to thine holy altar go, and compass it will I:

That I, with voice of thanksgiving, may publish and  
declare,

And tell of all thy mighty works, that great and  
wondrous are.

The habitation of thy house, Lord, I have loved  
well;

Yea, in that place I do delight where doth thine  
honour dwell.

With sinners gather not my soul, and such as blood  
would spill:

Whose hands mischievous plots, right hand  
corrupting bribes do fill.

But as for me, I will walk on in mine integrity:

Do thou redeem me, and, O Lord, be merciful to  
me.

My foot upon an even place doth stand with  
steadfastness:

Within the congregations th'Eternal I will bless."

Sit for fifteen minutes before extinguishing the candles;  
BLACK FIRST.

Repeat the ritual at the same time every week, each  
time moving WHITE Candles 2 and 3 a few inches in  
towards the BLACK Candle. Continue weekly until the  
white candles touch the black.

## TO OVERCOME A BAD HABIT (2)

Light ALTAR Candles 1 and 2.

Light Incense (preferably Frankincense) and sit for a  
moment thinking of the bad habit slowly fading away  
and being overcome by good.

Light BLACK Candle, and say:

"Here is that which holds me back. It is not good  
for me and well do I know it. It seems a mighty  
giant that is not to be conquered. Yet do I know  
that not to be so, for conquer it I will."

Light WHITE Candles 1, 2, 3 and 4 and say:

"Here is my strength; here is my courage; here is  
my fortitude; here is my victory. Now is mine  
enemy surrounded. Now knows he not which way  
to turn. The battle doth begin, yet is the end well  
known."

Picture in your mind the forces of good advancing,  
marching on the enemy—the bad habit. After a few  
moments of this say, quietly:

"Star of the twilight grey,  
Where wast thou blinking?

When in the olden day,

Eve dim was sinking?

'O'er knight and baron's hall,

Turret, and tower,

O'er fell and forest tall,

Green brake and bower.

Star of the silver eve,  
 What hast thou noted,  
 While o'er the tower and tree  
 High hast thou floated?  
 'Blue blades and bonnet gear,  
 Plaids lightly dancing,  
 Lairs of the dun deer,  
 And shafts dimly glancing.'

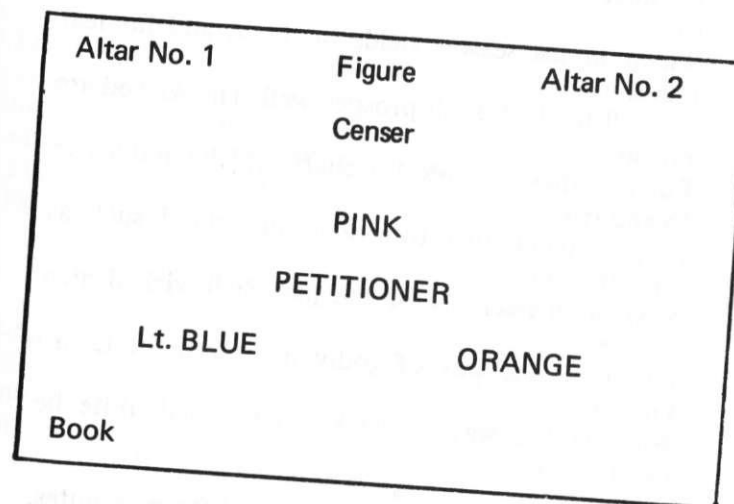
Star of the maiden's dream,  
 Star of the gloaming,  
 Where now doth blink thy beam,  
 When owls are roaming?  
 'Where in the baron's hall  
 Green moss is creeping,  
 Where o'er the forest's fall  
 Grey dew is weeping.'

Star of the even still,  
 What now doth meet thee,  
 When from the lonely hill  
 Looks thy blink sweetly?  
 'Hearths in the wind bleached bare,  
 Roofs in earth smouldered,  
 Sheep on the dun deer's lair,  
 Trees felled and mouldered.'"

After a few moments more of picturing the bad habit finally overcome, extinguish the candles; —BLACK first, then WHITE 4, 3, 2, 1.

At the same time seven days later, repeat the ritual but first move WHITE Candles 2 and 3 an inch in towards the BLACK. Repeat weekly until the two whites touch the black.

### TO SETTLE A DISTURBED CONDITION IN THE HOME (1)



Light ALTAR Candles 1 and 2.

Light Incense.

Meditate on what is to be done.

Light PETITIONER's Candle, thinking hard about him/her.

Light Lt. BLUE, PINK and ORANGE Candles, in that order, thinking of Peace and Tranquility within the home in question.

Meditate for a moment, then say:

(Psalm 1)

"That man hath perfect blessedness who walketh not astray

In counsel of ungodly men, nor stands in sinners' way,  
 Nor sitteth in the scorner's chair: but placeth his delight  
 Upon God's law, and meditates on his law day and night.  
 He shall be like a tree that grows near planted by a river,  
 Which in his season yields his fruit, and his leaf fadeth never:  
 And all he doth shall prosper well. The wicked are not so;  
 But like they are unto the chaff, which wind drives to and fro.  
 In judgement therefore shall not stand such as ungodly are;  
 Now in th'assembly of the just shall wicked men appear.  
 For why? the way of godly men unto the Lord is known:  
 Whereas the way of wicked men shall quite be overthrown."

The candles are allowed to burn for fifteen minutes, during which time the above Psalm is read and re-read. At the end of that time the flames may be extinguished.

This ritual should be repeated on three consecutive nights.

### TO SETTLE A DISTURBED CONDITION IN THE HOME (2)

Light ALTAR Candles 1 and 2.

Light Incense.

Sit for a moment and meditate, getting clear in your mind just what you want to accomplish.

Light PETITIONER's Candle, thinking hard on the Petitioner. Say:

"This candle represents . . . . (Name) . . . . As it burns, so burns his spirit."

Light the Lt. BLUE, PINK and ORANGE Candles, in that order, thinking of peace and tranquility, of understanding and love in the house in question. Then say:

"Here burns happiness about . . . . (Name) . . . . It is in his house; it is all about him. There is tranquility in his home. Peace and love abound and are with him. For true happiness now is known.

Understanding and love are there in abundance; discord and chaos are fled. For be it ever thus, that as patience and love do grow and prosper so barren become the fields of doubt and distress. Happiness is the light that burns and darkness all away is sent. The home is peace; peace is the home."

Sit then for three to five minutes concentrating on settling the disturbed condition in the home. Then say again:

"Here burns happiness about . . . . (Name) . . . . It is in his house; it is all about him. There is tranquility in his home. Peace and love abound and are with him. For true happiness now is known. Understanding and love are there in abundance; discord and chaos are fled. For be it ever thus, that as patience and love do grow and prosper so barren become the fields of doubt and distress. Happiness is the light that burns and darkness all away is sent. The home is peace; peace is the home."

Again sit for three to five minutes concentrating on settling the disturbed condition in the home. Then, for the third time, say:

"Here burns happiness about . . . . (Name) . . . . It is in his house; it is all about him. There is tranquility in his home. Peace and love abound and are with him. For true happiness now is known. Understanding and love are there in abundance; discord and chaos are fled. For be it ever thus, that as patience and love do grow and prosper so barren become the fields of doubt and distress. Happiness is the light that burns and darkness all away is sent. The home is peace; peace is the home."

Again sit for three to five minutes concentrating on settling the disturbed condition in the home. Then extinguish the candles.

This ritual should be repeated on three consecutive nights.

## FOR THE DEAD (1)

Altar No. 1	Figure	Altar No. 2
	Censer	
	Lt. BLUE	
	ASTRAL	
	PHOTO	
Book		

(Note: In this ritual a photograph of the deceased may be placed before his Astral candle.)  
 Light ALTAR Candles 1 and 2.  
 Light Incense.  
 Light ASTRAL Candle of the deceased, thinking of him as you knew him best.  
 Light Lt. BLUE Candle, thinking of peace and tranquility.  
 Say:

(The Song of Solomon, Ch. 2)

"I am the rose of Sharon, and the lily of the valleys.  
 As the lily among thorns, so is my love among the



daughters.

As the apple-tree among the trees of the wood, so is my beloved among the sons. I sat down under his shadow with great delight, and his fruit was sweet to my taste.

He brought me to the banqueting-house, and his banner over me was love.

His left hand is under my head, and his right hand doth embrace me.

I charge you, O ye daughters of Jerusalem, by the roes, and by the hinds of the field, that ye stir not up, nor awake my love, till he please.

The voice of my beloved! behold, he cometh leaping upon the mountains, skipping upon the hills.

My beloved is like a roe, or a young hart: behold, he standeth behind our wall, he looketh forth at the windows, shewing himself through the lattice. My beloved spake, and said unto me, Rise up, my love, my fair one, and come away.

For, lo, the winter is past, the rain is over and gone;

The flowers appear on the earth; the time of the singing of birds is come, and the voice of the turtle is heard in our land;

The fig-tree putteth forth her green figs, and the vines with the tender grape give a good smell. Arise, my love, my fair one, and come away.

O my dove, that art in the clefts of the rock, in the secret places of the stairs, let me see thy countenance, let me hear thy voice; for sweet is thy voice, and thy countenance is comely.

Take us the foxes, the little foxes, that spoil the vines: for our vines have tender grapes.

My beloved is mine, and I am his; he feedeth among the lilies.

Until the day break, and the shadows flee away, turn, my beloved, and be thou like a roe or a young hart upon the mountains of Bether."

Let the candles burn for a half hour before extinguishing them. Repeat every night for at least nine nights,—longer if desired.

It is possible to obtain very large long-burning candles and these should, if possible, be used for the Astral and Lt. Blue candles in this ritual.

## FOR THE DEAD (2)

(Note: In this ritual a photograph of the deceased may be placed before his Astral candle.)

Light ALTAR Candles 1 and 2.

Light Incense.

Light ASTRAL Candle of the deceased and picture him in your mind as you remember him best, preferably on some especially happy occasion.

Say:

“Here stands . . . (Name) . . . who will never die.  
His spirit burns on as does this candle flame.”

Light Lt. BLUE Candle and say:

“Here is peace and tranquility. Such is his, now  
and always.”

Then, thinking of him happy and at peace, say:

“To know, to dare, to will, to keep silent;  
Are the four words of the Magus.  
In order to dare, we must know;  
In order to will, we must dare;  
We must will to possess Empire;  
To reign we must keep silent.

\*

Mistress of the starry vault,  
The vast cathedral of the sky;  
Forgive thy servant every fault,  
Before the day that I must die.

Let me remember only good;  
The anguished ecstasy of grace.  
Grant me, by thy lovely name,  
The vision splendid of thy face.

Thy servant worshipped as of old  
His fathers did, by ancient rites.  
By power of love and magick bold,  
Keep sacred all thy holy nights.

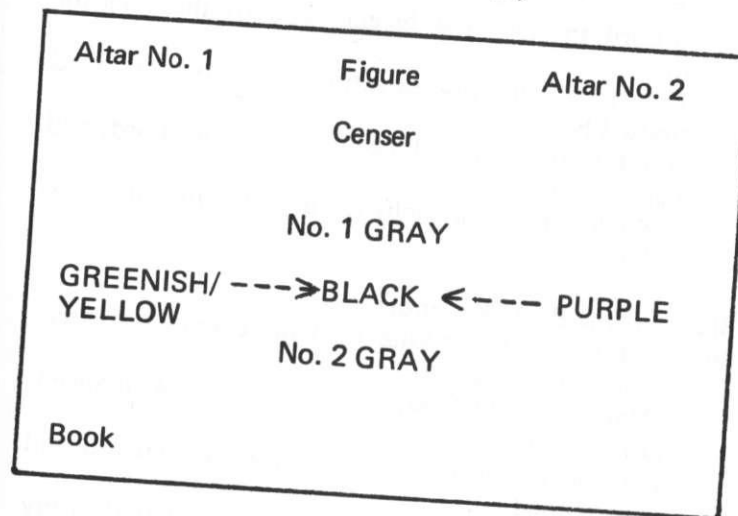
Now vision dimmed, enfeebled flame  
Of life, at last the time has come  
To leave this old and worn out frame,  
So mote it be and be it done!

By Ishtar and by Ea, by the countless Names of  
Power,  
Reborn thy servant dances about the time-worn  
tower.  
The altar fire is lit again, the incense fumes arise;  
Once more thy holy rites are run beneath the moonlit  
skies."

Let the candles burn for half an hour before  
extinguishing them. Repeat every night for seven nights.

It is possible to obtain very large, long-burning candles.  
These should, if possible, be used for the Astral and Lt.  
Blue candles in this ritual.

### TO BRING PRESSURE TO BEAR ON AN ENEMY (1)



Light ALTAR Candles 1 and 2.  
Light Incense.  
Light BLACK Candle, thinking of enemy.  
Light GRAY 1 and 2, thinking of frustration, stalemate.  
Light GREENISH/YELLOW thinking of anger, discord,  
sickness, fright.  
Light PURPLE thinking of tension, nervousness.  
Think for a moment of your enemy feeling completely  
alone; unsure of himself; nervous and frightened.  
Then say:

(Psalm 70)

"Make haste, O God, me to preserve; with speed,  
Lord, succour me.  
Let them that for my soul do seek sham'd and

confounded be:

Let them be turned back, and sham'd that in my hurt delight.

Turn'd back be they, Ha, ha! that say, their shaming to requite.

O Lord, in thee let all be glad, and joy that seek for thee:

Let them who thy salvation love say still, God praised be.

But I both poor and needy am; come, Lord, and make no stay:

My help thou and deliv'rer art; O Lord, make no delay."

Blow out the BLACK Candle.

Sit for a moment thinking of your enemy confused.

Then relight it and say:

"Make haste O God, me to preserve; with speed, Lord, succour me.

Let them that for my soul do seek sham'd and confounded be:

Let them be turned back, and sham'd that in my hurt delight.

Turn'd back be they, Ha, ha! that say, their shaming to requite.

O Lord, in thee let all be glad, and joy that seek for thee:

Let them who thy salvation love say still, God praised be.

But I both poor and needy am; come, Lord, and make no stay:

My help thou and deliv'rer art; O Lord, make no delay."

Again sit thinking of your enemy thoroughly confused.

Then extinguish all candles.

*TO BRING PRESSURE ON AN ENEMY 37*

Repeat the following night, moving the GREENISH/YELLOW and PURPLE candles two inches in towards the center. Repeat nightly till they touch.

**TO BRING PRESSURE TO BEAR  
ON AN ENEMY (2)**

Light ALTAR Candles 1 and 2.

Light Incense.

Light BLACK Candle and say:

"Here stands mine enemy, all alone. He is without friend, without help. . . . (Name) . . . I pity thee. Soon will you pay for tormenting me."

Light GRAY 1 and 2, concentrating and saying:

"Nought is before thee; nought is behind thee. Frustration is at hand. All thine plans are as nought. Thou hast no plans."

Light GREENISH/YELLOW, concentrating and saying:

"Here is the sickness, doubt and worry which is creeping in on you. Fear, anger, discord, are your new companions."

Light PURPLE Candle, concentrate, and say:

"Your other new-found friend is tension. Here be he. To march also to thy side. Await his coming."

Sit for a moment getting, in your mind's eye, a clear picture of your enemy. Then say:

"To the west, to the east,  
To the north, to the south,  
All around him the land



Appears clear.  
 As he rides 'cross the plains  
 And he cuts through the woods,  
 In an effort to just  
 Disappear.  
 But behind him unseen  
 O'er the breast of a hill,  
 And beside him, in bush  
 And in tree,  
 All the Little Folk track  
 Him and keep a close watch  
 To ensure that he'll ne'er  
 Get free.  
 They send signals by day,  
 They send signals by night,  
 They're alerted to where  
 He may go.  
 And all of the time  
 They will keep out of sight,  
 Yet within reach of their  
 Magick bows.  
 He comes out of a copse  
 And then pauses awhile  
 Whilst his horse snorts her fear  
 Of the men  
 She can sense are right there,  
 Hidden safely away  
 From the sight of her rider.  
 But then  
 From the quiver and snort  
 Of his horse he begins  
 To uneasily feel  
 What she knows;  
 That he's not, as he thought,  
 Riding out of the land  
 Where he slaughtered and made

Many foes.  
 For now he must repay  
 What he stole from the Folk;  
 What he took without thought,  
 Out of hand.  
 Now the fear that they had  
 Has been turned back on him,  
 And he runs for his life  
 'Cross the land.  
 He puts spurs to his steed  
 And he catches the scent  
 Of the terrors that now  
 Become his.  
 For the Seekers now sought,  
 Yes, the Hunter is chas'd,  
 And it's sure that revenge  
 Will not miss.  
 He no longer looks back  
 As he crouches and rides  
 At full gallop, no longer  
 He cares  
 What direction he takes  
 Just so long as there's speed  
 That can take him away  
 From their stares.  
 But there is no escape  
 For a man of his kind  
 Though he run on for shelter  
 To find.  
 Rides there Fear at his side  
 And rides Death in his heart  
 And there's Panic so closely  
 Behind."

Allow the candles to burn for five minutes before  
 extinguishing them. Repeat the ritual on successive

**PRACTICAL CANDLE BURNING**

nights, each time moving the GREENISH/YELLOW and PURPLE Candles two inches closer in to the BLACK.



**TO PROTECT AGAINST EVIL  
TO "UNCROSS" A PERSON (1)**

Altar No. 1	Figure	Altar No. 2
	Censer	
	No. 1 RED	
	No. 1 WHITE	
2 Red 2 White	PETITIONER	3 White 3 Red
	No. 4 WHITE	
	No. 4 RED	
Book		

Light ALTAR Candles 1 and 2.

Light Incense, preferably Frankincense.

Light PETITIONER's Candle whilst picturing him dressed all in white.

Light WHITE Candles 1, 2, 3 and 4, thinking of purity and truth.

Light RED Candles 1, 2, 3 and 4, thinking of strength to overcome evil, and of health and power.

Then say:

## PRACTICAL CANDLE BURNING

*(Psalm 93)*

"The Lord doth reign, and cloth'd is he  
 with majesty most bright;  
 His works do shew him cloth'd to be,  
 and girt about with might.  
 The world is also stablished,  
 that it cannot depart.  
 Thy throne is fix'd of old, and thou  
 from everlasting art.  
 The floods, O Lord, have lifted up,  
 they lifted up their voice;  
 The floods have lifted up their waves,  
 and made a mighty noise.  
 But yet the Lord, that is on high,  
 is more of might by far  
 Than noise of many waters is,  
 or great sea-billows are.  
 Thy testimonies ev'ry one  
 in faithfulness excel;  
 And holiness for ever, Lord,  
 thine house becometh well."

Let the candles burn right down until they go out.

TO PROTECT AGAINST EVIL  
 TO "UNCROSS" A PERSON (2)

Light ALTAR Candles 1 and 2.

Light Incense, preferably Frankincense.

Light PETITIONER'S Candle, thinking hard of him dressed all in white.

Light WHITE Candles 1, 2, 3 and 4, saying:

"Here is a circle of purity about the spark of  
 . . . . (Name) . . . . whose spirit burns brightly in  
 the midst. It is an ever-present protect for him; it is  
 the greatest purifier."

Light RED Candles 1, 2, 3 and 4, saying:

"Reinforcing the circle of purity is a further circle  
 of strength. Spiritual strength for  
 . . . . (Name) . . . . He is protected from all harm;  
 all evil. He is purified and born again."

Think of the Petitioner as happy and carefree, with no evil about him and no fear of any such evil. After a few minutes say:

"There is a God of whom my prayers,  
 Poor as I am, no boon request;  
 I watch the world and its affairs,  
 Cherish the good, forget the rest;  
 And Pleasure, howe'er priests may prate,  
 My modest creed does not offend,  
 Gaily I drink, and leave my fate  
 To God, the Good Folk's friend!"


Beside my pillow Poverty  
 Sits brooding, but I heed her not,  
 For thanks to Love and Hope, you see,  
 I dream a bed of down my lot.  
 Mine no stern God that priests create,  
 Gentle is he to whom I bend;  
 Gaily I drink, and leave my fate  
 To God, the Good Folk's friend!


A conquering despot drunk with power,  
 Nations and dynasties down flings,  
 The dust his charger's proud hoofs shower  
 Begrimes the sacred brows of kings.  
 Crawl on, crawl on, ye fallen great,  
 What reck I how your glories end?  
 Gaily I drink, and leave my fate  
 To God, the Good Folk's friend!

Oh, our foreboding friend the priest,  
 With all his prophesies of gloom!  
 On hell-fire how he loves to feast,  
 The end of Time, the crack of doom!  
 Come, Ceridwen, your cheeks inflate,  
 In flame and thunder-cloud descend!  
 Gaily I drink, and leave my fate  
 To God, the Good Folk's friend!

What, God a God of anger? Pooh,  
 He made all and loves all he made;  
 The wine he gives; my dear friends, you;  
 Love which is his creating aid;  
 The charms of all these dissipate  
 The nightmares priests rejoice to send!  
 Gaily I drink, and leave my fate  
 To my God, the Good Folk's friend."

Sit then and think of all evil evaporating. See the  
 Petitioner free and happy. Sit thinking thus until the  
 candles have burned right down and finally go out.





### TO CONQUER FEAR (1)

Altar No. 1	Figure	Altar No. 2
	Censer	
	WHITE	
No. 1 ORANGE	PETITIONER	No. 3 ORANGE
	No. 2 ORANGE	
Book		

Light ALTAR Candles 1 and 2.

Light Incense.

Concentrate on conquering fear.

Light PETITIONER's Candle while thinking of him.

Light WHITE Candle while thinking of strength and purity.

Light ORANGE Candles 1, 2 and 3 while thinking of self-confidence, ability to overcome fear and strength of personality.

Meditate a moment, then say:

*(Psalm 31)*



“In thee O Lord, I put my trust, sham’d let me never be;  
 According to thy righteousness do thou deliver me.  
 Bow down thy ear to me, with speed send me deliverance:  
 To save me, my strong rock be thou, and my house of defence.  
 Because thou art my rock, and thee I for my fortress take;  
 Therefore do thou me lead and guide, ev’n for thine own name’s sake.

And sith thou art my strength, therefore pull me out of the net,  
 Which they in subtilty for me so privily have set.  
 Into thine hands I do commit my sp’rit: for thou art he,  
 O thou, JEHOVAH, God of truth, that hast redeemed me.  
 Those that do lying vanities regard, I have abhorr’d:  
 But as for me, my confidence is fixed on the Lord.  
 I’ll in thy mercy gladly joy: for thou thy miseries Consider’d hast; thou hast my soul known in adversities:  
 And thou hast not inclosed me within the en’m’y’s hand;  
 And by thee have my feet been made in a large room to stand.  
 O Lord, upon me mercy have, for trouble is on me:  
 Mine eye, my belly, and my soul, with grief consumed be.  
 Because my life with grief is spent, my years with sighs and groans:

My strength doth fail; and for my sin consumed are

my bones.  
 I was a scorn to all my foes, and to my friends a fear;  
 And specially reproach’d of those that were my neighbours near.  
 When they me saw they from me fled. Ev’n so I am forgot,  
 As men are out of mind when dead: I’m like a broken pot.  
 For slanders I of many heard; fear compass’d me, while they  
 Against me did consult, and plot to take my life away.  
 But as for me, O Lord, my trust upon thee I did lay;  
 And I to thee, Thou art my God, did confidently say.  
 My times are wholly in thine hand: do thou deliver me  
 From their hands that mine enemies and persecutors be.  
 Thy countenance to shine do thou upon thy servant make:  
 Unto me give salvation, for thy great mercies’ sake.  
 Let me not be ashamed, O Lord, for on thee call’d I have:  
 Let wicked men be sham’d, let them be silent in the grave.  
 To silence put the lying lips, that grievous things do say,  
 And hard reports, in pride and scorn, on righteous men do lay.  
 How great’s the goodness thou for them that fear thee keep’st in store,  
 And wrought’st for them that trust in thee the sons of men before.

In secret of thy presence thou shalt hide them  
from man's pride:  
From strife of tongues thou closely shalt, as in a  
tent, them hide.

All praise and thanks be to the Lord: for he hath  
magnify'd

His wondrous love to me within a city fortify'd.  
For from thine eyes cut off I am, I in my haste had  
said;

My voice yet heard'st thou, when to thee with cries  
my moan I made.

O love the Lord, all ye his saints; because the Lord  
doth guard

The faithful, and he plenteously proud doers doth  
reward.

Be of good courage, and he strength unto your  
heart shall send,

All ye whose hope and confidence doth on the  
Lord depend."

Sit for five minutes in meditation, then extinguish the  
flames.

Repeat every night for nine nights.

## TO CONQUER FEAR (2)

Light ALTAR Candles 1 and 2.

Light Incense.

Sit and meditate on what is to be done.

Light the PETITIONER's Candle, concentrating your  
thoughts on the Petitioner and saying:

"This candle represents . . . (Name) . . . whose  
spirit burns as surely and as steadfastly as this  
flame."

Light WHITE Candle and say:

"Here is added confidence and strength for  
. . . (Name) . . . ; purity and sincerity are with  
him always."

Light the ORANGE Candles in order, saying:

"Here is found the necessary will to overcome all  
fear. As burn these candles so burns the  
indomitable heart of . . . (Name) . . . that he  
may grasp his ideal and rid himself of his doubts;  
that he may conquer all."

Sit then in contemplation, thinking of the fear dispelling  
and the confidence growing. After three or four minutes  
*stand* and say:

"I was afraid and alone; or so I felt.

Fear I knew.

I was without heart, for weak was I,

Down in the darkness without knowledge.

Fear I knew.  
 The snap of teeth, the thunder of the herd,  
 The trample and the swirl,  
 The sounds, the sights  
 In thought. . . . Fear I knew.  
 Yet the time came and is come,  
 For all about now fled.  
 Laugh is the word, and laugh the sword  
 To fill my heart and grasp upon.  
 No fear I know; no doubt, no woe;  
 Not now.  
 With strength, and joy, with gladness in my heart  
 That fear I knew is far behind me now.  
 Forward the light; no dark about;  
 No fright, no fear in sight.  
 I am The One and all towards me look  
 And see—*I have no fear!*”

Extinguish the candles.  
 Repeat every night for nine nights.

## TO WIN OR HOLD HAPPINESS (1)

Altar No. 1	Figure	Altar No. 2
	Censer	
	GOLD	
RED No. 1	-- ➔ PETITIONER <--	RED No. 2
	ORANGE	
Book		

Light ALTAR Candles 1 and 2.  
 Light Incense.  
 Light PETITIONER's Candle, thinking of him.  
 Light GOLD Candle and ORANGE Candle, thinking of  
 the Petitioner attracting happiness to himself.  
 Light RED 1 and 2 Candles thinking of all the happiness  
 that Petitioner desires and deserves.  
 Think of all this happiness flowing in to the Petitioner.  
 Then say:

(Psalm 11)

“I in the Lord do put my trust;  
 how is it then that ye  
 Say to my soul, Flee, as a bird,

unto your mountain high?

For, lo, the wicked bend their bow,  
their shafts on string they fit,  
That those who upright are in heart  
they privily may hit.

If the foundations be destroy'd,  
what hath the righteous done?

God in his holy temple is,  
in heaven is his throne:  
His eyes do see, his eyelids try  
men's sons. The just he proves:  
But his soul hates the wicked man,  
and him that violence loves.

Snares, fire and brimstone, furious storms,  
on sinners he shall rain:  
This, as the portion of their cup,  
doth unto them pertain.

Because the Lord most righteous doth  
in righteousness delight;  
And with a pleasant countenance  
beholdeth the upright."

Sit for fifteen minutes thinking of the happiness which is the Petitioner's. Then extinguish the candles. Repeat the ritual successive nights, each time moving the Red candles two inches in towards the Petitioner. Continue until the two Red candles actually touch the Petitioner.

## TO WIN OR HOLD HAPPINESS (2)

Light ALTAR Candles 1 and 2.

Light Incense.

Light PETITIONER's Candle, thinking of him, and say:  
"Here stands . . . (Name) . . . , his spirit as  
steadfast as this flame. Happiness is his well  
deserved."

Light GOLD and ORANGE Candles and say:

"Happiness is attracted to . . . (Name) . . . as a  
moth is attracted to such a flame as this. The  
attraction is so great it cannot be resisted. It draws;  
it pulls."

Light RED Candles 1 and 2 and say:

"Here is the luck and happiness he deserves. He has  
worked hard for it; it is rightly his. It swings  
towards him and advances. It is his to own."

Think now of him obtaining all that he desires, and say:

"A star dawns beauteous in my gloomy night,  
A star that sheds sweet comfort with its light,  
Promising me new life and joy,—  
Oh, do not lie!

Like as the ocean to the moon swells free,  
So mounts my soul, daring and glad to thee,—  
To thee, and to thy light of joy,—  
Oh, do not lie!"

Think, for a few minutes, of the happiness building, then say again:

“A star dawns beauteous in my gloomy night,  
A star that sheds sweet comfort with its light,  
Promising me new life and joy,—  
Oh, do not lie!”

Like as the ocean to the moon swells free,  
So mounts my soul, daring and glad to thee,—  
To thee, and to thy light of joy,—  
Oh, do not lie!”

Concentrate, for a few further minutes, on the happiness growing and building. Then say again:

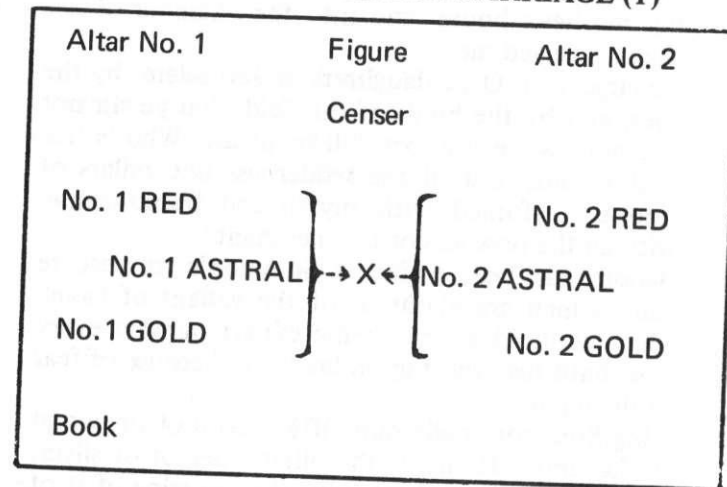
“A star dawns beauteous in my gloomy night,  
A star that sheds sweet comfort with its light,  
Promising me new life and joy,—  
Oh, do not lie!”

Like as the ocean to the moon swells free,  
So mounts my soul, daring and glad to thee,—  
To thee, and to thy light of joy,—  
Oh, do not lie!”

Sit for a further few minutes before extinguishing the candles.

Repeat the ritual successive nights, each time moving the Red candles two inches in towards the Petitioner. Continue until the three touch one another.

### TO HEAL AN UNHAPPY MARRIAGE (1)



Light ALTAR Candles 1 and 2.

Light Incense.

Meditate on what is to be done.

Light ASTRAL 1, RED 1, GOLD 1 while thinking of the husband.

Light ASTRAL 2, RED 2, GOLD 2 while thinking of the wife.

Say:

*(Song of Solomon, Ch. 3)*

“By night on my bed I sought him whom my soul loveth:

I sought him, but I found him not. I will rise now, and go about the city in the streets, and in the broad ways I will seek him whom my soul loveth: I

sought him but I found him not.

The watchmen that go about the city found me: to whom I said, 'Saw ye him whom my soul loveth?' It was but a little that I passed from them, but I found him whom my soul loveth: I held him, and would not let him go, until I had brought him into my mother's house, and into the chamber of her that conceived me.

I charge you, O ye daughters of Jerusalem, by the roes, and by the hinds of the field, that ye stir not up, nor awake my love, till he please. Who is this that cometh out of the wilderness like pillars of smoke, perfumed with myrrh and frankincense, with all the powders of the merchant?

Behold his bed, which is Solomon's; threescore valiant men are about it, of the valiant of Israel. They all hold swords being expert in war: every man hath his sword upon his thigh, because of fear in the night.

King Solomon made himself a chariot of the wood of Lebanon. He made the pillars thereof of silver, the bottom thereof of gold, the covering of it of purple, the midst thereof being paved with love, for the daughters of Jerusalem.

Go forth, O ye daughters of Zion, and behold King Solomon with the crown wherewith his mother crowned him in the day of his espousals, and in the day of the gladness of his heart."

Repeat ritual alternate nights for nine days; each time moving the two groups of candles one inch closer to each other.

## TO HEAL AN UNHAPPY MARRIAGE (2)

Light ALTAR Candles 1 and 2.

Light Incense.

Meditate on what is to be done.

Light ASTRAL 1, RED 1, GOLD 1, while thinking of the husband.

Say:

"The husband of this marriage is . . . . (Name) . . . ., whose spirit I light symbolically in the knowledge that he will strengthen and grow in his love for his wife, . . . . (Name) . . . ."

Light ASTRAL 2, RED 2, GOLD 2, while thinking of the wife.

Say:

"The wife of this marriage is . . . . (Name) . . . ., whose spirit I light symbolically in the knowledge that she will strengthen and grow in her love for her husband, . . . . (Name) . . . ."

Sit then for five minutes thinking of the two being drawn together.

Then say:

"Together, together, together;  
Healed are the rifts between them.  
Warm is the light that springs across  
The gulf that is no more.

Happiness steals upon the scene,



For love is the word and love is the light.  
Differences forgotten; unthinking words erased.  
Love is the salve that heals all hurts."

A further five minutes of contemplation; then repeat:

"Together, together, together;  
Healed are the rifts between them.  
Warm is the light that springs across  
The gulf that is no more.

Happiness steals upon the scene,  
For love is the word and love is the light.  
Differences forgotten; unthinking words erased.  
Love is the salve that heals all hurts."

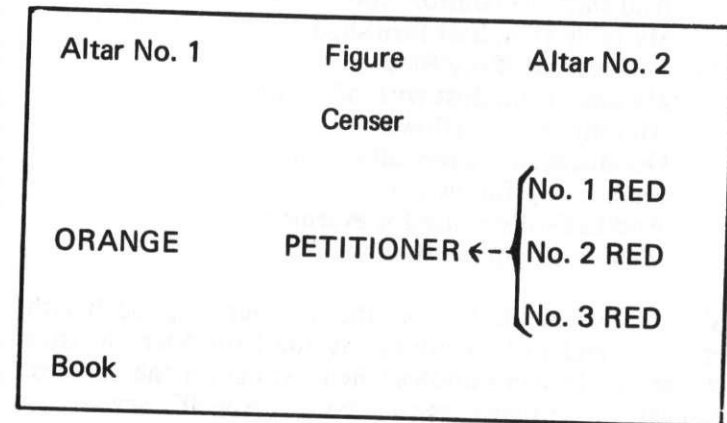
A final five minutes of contemplation; then again:

"Together, together, together;  
Healed are the rifts between them.  
Warm is the light that springs across  
The gulf that is no more.

Happiness steals upon the scene,  
For love is the word and love is the light.  
Differences forgotten; unthinking words erased.  
Love is the salve that heals all hurts."

Allow candles to burn a further five minutes, then extinguish them.  
Repeat every other day, first moving the two sets of candles one inch towards each other. Continue until two ASTRAL candles touch.

### TO REGAIN (OR RETAIN) GOOD HEALTH (1)



Light ALTAR Candles 1 and 2.

Light Incense.

Light PETITIONER's Candle, picturing Petitioner.

Light ORANGE Candle, thinking of encouragement and attraction.

Light RED Candles 1, 2 and 3, thinking of strength and health.

Think of all the strength and health flowing into the Petitioner as you say:

*(Psalm 23)*

"The Lord's my shepherd, I'll not want.  
He makes me down to lie  
In pastures green: he leadeth me

The quiet waters by.  
 My soul he doth restore again;  
 And me to walk doth make  
 Within the paths of righteousness,  
 Ev'n for his own name's sake.  
 Yea, though I walk in death's dark vale,  
 Yet will I fear none ill:  
 For thou art with me; and thy rod  
 And staff me comfort still.  
 My table thou hast furnished  
 In presence of my foes,  
 My head thou dost with oil anoint,  
 And my cup overflows.  
 Goodness and mercy all my life  
 Shall surely follow me:  
 And in God's house for evermore  
 My dwelling-place shall be."

Sit quietly meditating on the wonderful good health enjoyed, and to be enjoyed, by the Petitioner. Sit thus for ten to fifteen minutes, then extinguish the candles. Repeat this ritual every Friday evening for seven Fridays, each time moving the three red candles a little closer in towards the Petitioner. On the seventh Friday they should touch.

### **TO REGAIN (OR RETAIN) GOOD HEALTH (2)**

Light ALTAR Candles 1 and 2.

Light Incense.

If this ritual is done to regain health sit for a few moments thinking of the goodness and health flowing back into the body.

Light PETITIONER's Candle, picturing Petitioner.

Say:

"Here is . . . . (Name) . . . . , in excellent health. The blessings of the gods be upon him that he may prosper."

Light ORANGE Candle and say:

"This flame draws all that is good to . . . . (Name) . . . . . It draws health and strength and all that he desires."

Light RED 1, 2 and 3 and say:

"Here, then, is that health and strength, threefold. It is here to be taken into . . . . (Name) . . . . 's body, to serve him and build him as the gods would wish."

Then say:

"And in the beginning was it ever thus. That to live (one) must hunt; to kill. That to kill must there be strength. That for strength must (there) be eating and movement. To eat and move must (there) be hunting.

Be you weak and you will never be strong. Be you strong and so you shall remain.

But if you be weak, then must you *think* strong; for thought is the deed. And thinking strong can you then hunt and kill and eat. Thus thinking strong you *are* strong and you move. Thought brings not the food, but thought doth bring the means to (acquire) the food.

So be it.

Strength to the strong.

Strength to the weak.

May the arm lift the spear.

May the arm hurl the stone.

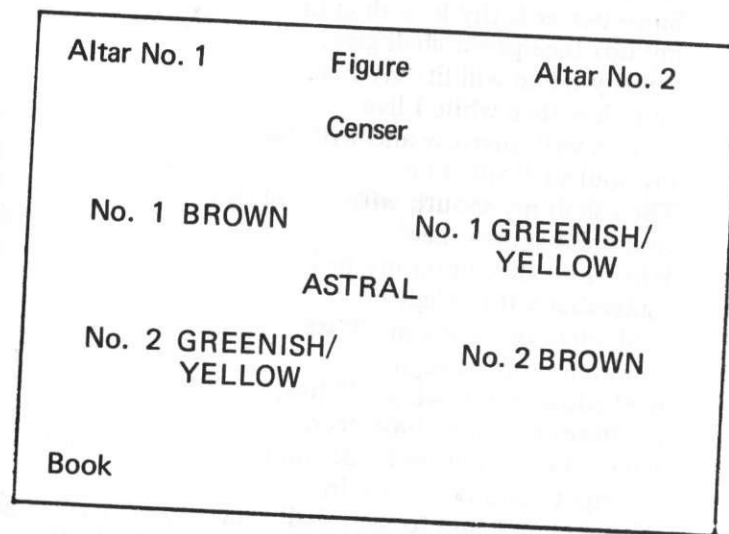
May the arm thrust the javelin.

May there be strength, always.

So mote it be."

Sit quietly meditating on the wonderful good health enjoyed, and to be enjoyed, by the Petitioner. Sit thus for ten to fifteen minutes, then extinguish the candles. Repeat this ritual every Friday evening for seven Fridays, each time moving the three red candles a little closer in towards the Petitioner. On the seventh Friday they should touch.

### TO AROUSE JEALOUSY (1)



Light ALTAR Candles 1 and 2.

Light Incense.

Light ASTRAL Candle of the person in whom it is desired to arouse jealousy. Think hard of him.

Light BROWN Candles 1 and 2, thinking of uncertainty, hesitation.

Light GREENISH/YELLOW Candles 1 and 2, thinking of sickness, jealousy and discord.

Then say:

(Psalm 63)

"Lord, thee my God, I'll early seek:  
my soul doth thirst for thee;  
My flesh longs in a dry parch'd land,

wherein no waters be:  
 That I thy power may behold,  
 and brightness of thy face,  
 As I have seen thee heretofore  
 within thy holy place.  
 Since better is thy love than life,  
 my lips thee praise shall give.  
 I in thy name will lift my hands,  
 and bless thee while I live.  
 Ev'n as with marrow and with fat  
 my soul shall filled be:  
 Then shall my mouth with joyful lips  
 sing praises unto thee:  
 When I do thee upon my bed  
 remember with delight,  
 And when on thee I meditate  
 in watches of the night.  
 In shadow of thy wings I'll joy;  
 for thou mine help hast been.  
 My soul thee follows hard; and me  
 thy right hand doth sustain.  
 Who seek my soul to spill shall sink  
 down to earth's lowest room.  
 They by the sword shall be cut off,  
 and foxes' prey become.  
 Yet shall the king in God rejoice,  
 and each one glory shall  
 That swear by him: but stopp'd shall be  
 the mouth of liars all."

Extinguish candles.

Perform ritual every Monday and Saturday for three weeks.

### TO AROUSE JEALOUSY (2)

Light ALTAR Candles 1 and 2.

Light Incense.

Light ASTRAL Candle of the person in whom it is desired to arouse jealousy. Think intensely of him, and say:

"Here is the man, . . . (Name) . . . ; as this flame burns so burns he, consumed with jealousy."

Light BROWN Candles 1 and 2 and say:

". . . (Name) . . . is uncertain. He is uncertain of himself; of others. He hesitates—and will be lost."

Light GREENISH-YELLOW Candles 1 and 2 and say:  
 "Jealousy is about him. It eats into him. It burns with a steady flame."

Then, thinking of him growing more and more jealous, say:

"I lay and slept—a blessed sleep—  
 It lulled my grief and care;  
 When lo! a vision to me came,  
 A maid divinely fair.

As marble was the maiden pale,  
 And wondrous to behold;  
 Her eyes were bright with pearly tears,  
 Her locks were waving gold.

And lowly, lowly, gliding on,  
The maid as marble pale,  
She lies upon my heaving heart,  
The maid as marble pale.

How thrills and throbs, with joy and pain,  
My heart in furious glow!  
Nor thrills nor throbs the maiden's breast—  
'Tis cold as driven snow.

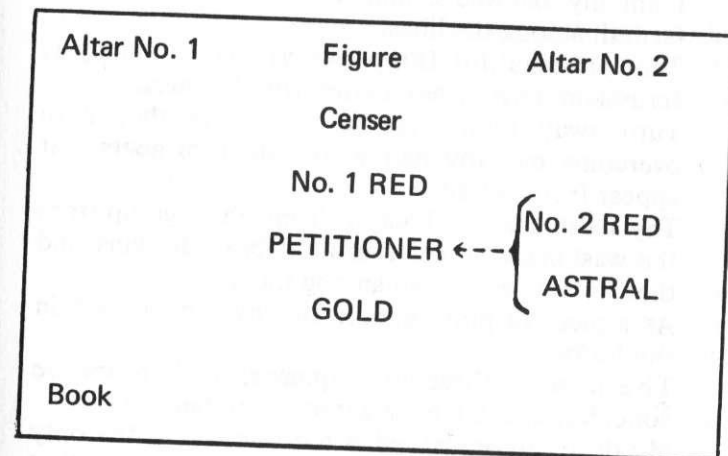
"My bosom neither thrills nor throbs,  
'Tis ice-cold to the sense;  
Yet well I know the joys of love,  
And love's omnipotence.

No rosy tinge is on my cheek,  
And in my heart no blood;  
Yet struggle not with shuddering fear;  
To thee I'm kind and good."

And wilder still she clings to me,  
My senses 'gin to fail;  
Loud crows the cock—then melts in air  
The maid as marble pale."

After a moment extinguish the candles.  
Perform the ritual every Monday and Saturday for three weeks.

### TO WIN THE LOVE OF A MAN OR A WOMAN (1)



Light ALTAR Candles 1 and 2.  
Light Incense.

Meditate.

Light PETITIONER's Candle, thinking of him.

Light RED 1 thinking of Petitioner's Love and Strength.

Light GOLD thinking of great Attraction Petitioner has;  
how he draws people to him.

Light ASTRAL Candle for the one Petitioner wishes to  
win, thinking of him and picturing him.

Light RED 2 thinking of that person's love for the  
Petitioner.

If Petitioner is Male he should then say:

(*Song of Solomon, Ch. 6*)

“Whither is thy beloved gone, O thou fairest among women?

Whither is thy beloved turned aside? that we may seek him from thee.

My beloved is gone down into his garden, to the beds of spices, to feed in the gardens, and to gather lilies.

I am my beloved's, and my beloved is mine; he feedeth among the lilies.

Thou art beautiful, O my love, as Tirzah, comely as Jerusalem, terrible as an army with banners.

Turn away thine eyes from me, for they have overcome me: thy hair is as a flock of goats that appear from Gilead:

Thy teeth are as a flock of sheep which go up from the washing, whereof every one beareth twins, and there is not one barren among them.

As a piece of pomegranate are thy temples within thy locks.

There are threescore queens, and fourscore concubines, and virgins without number.

My dove, my undefiled is but one; she is the only one of her mother, she is the choice one of her that bare her: the daughters saw her, and blessed her; yea, the queens and the concubines, and they praise her.

Who is she that looketh forth as the morning, fair as the moon, clear as the sun, and terrible as an army with banners?

I went down into the garden of nuts to see the fruits of the valley, and to see whether the vine flourished, and the pomegranates budded.

Or ever I was aware, my soul made me like the chariots of Ammi-nadib.

Return, return, O Shulamite; return, return, that we may look upon thee. What will ye see in the

Shulamite? As it were the company of two armies.”

If the Petitioner is Female then she should say:

*(Song of Solomon, Ch. 8)*

“Oh that thou wert as my brother, that sucked the breasts of my mother! when I should find thee without, I would kiss thee; yea, I should not be despised.

I would lead thee, and bring thee into my mother's house, who would instruct me: I would cause thee to drink of spiced wine of the juice of my pomegranate.

His left hand should be under my head, and his right hand should embrace me.

I charge you, O daughters of Jerusalem, that ye stir not up, nor awake my love, until he please.

Who is this that cometh up from the wilderness leaning upon her beloved? I raise thee up under the apple-tree: there thy mother brought thee forth; there she brought thee forth that bare thee.

Set me as a seal upon thy heart, as a seal upon thine arm: for love is strong as death; jealousy as cruel as the grave: the coals thereof are coals of fire, which hath a most vehement flame.

Many waters cannot quench love, neither can the floods drown it: if a man would give all the substance of his house for love, it would utterly be contemned.

We have a little sister, and she hath no breasts: what shall we do for our sister in the day when she shall be spoken for?

If she be a wall, we will build upon her a palace of silver; and if she be a door, we will inclose her with boards of cedar.

I am a wall, and my breasts like towers: then was I in his eyes as one that found favor.



**PRACTICAL CANDLE BURNING**

Solomon had a vineyard at Baal-hamon; he let out the vineyard unto keepers: every one for the fruit thereof was to bring a thousand pieces of silver.

My vineyard, which is mine, is before me: thou, O Solomon, must have a thousand, and those that keep the fruit thereof two hundred.

Thou that dwellest in the gardens, the companions hearken to thy voice; cause me to hear it.

Make haste, my beloved, and be thou like to a roe or to a young hart upon the mountains of spices."

Repeat the ritual the following day after moving RED 2 and the ASTRAL one inch to the left. Continue daily until RED 2 and the ASTRAL touch the PETITIONER's Candle.

**TO WIN THE LOVE  
OF A MAN OR A WOMAN (2)**

Light ALTAR Candles 1 and 2.

Light Incense.

Light candle of PETITIONER saying:

"Here is . . . . (Name) . . . . This candle is him; this flame burns as does his spirit."

Light RED 1 and say:

"The love of . . . . (Name) . . . . is great and is here shown. It is a good strong love and sought by many."

Light ASTRAL Candle of person whose love is desired, saying:

"This is the heart of . . . . (Name) . . . . whom here I see. I picture her before me and know her so."

Light RED 2 and say:

"The love . . . . (Name) . . . . has for . . . . (Petitioner's Name) . . . . grows with this flame. It burns as does the light and is forever drawn towards him. Great is the love she has for him."

Light GOLD Candle and say:

"Here draws she to he; the one towards the other. Such is his love that all feel its attraction. This

candle burns and draws her ever near. Powerful is his persuasion.

Ever does she feel the pull;

The thought of him is constant.

Her days are long with yearning for him,

Her nights are filled with desire.

To be as one, together, is all that she would wish.

To be as one, forever, is her immediate need.

For no rest shall she find until

Beside him she does lie.

His every wish she'll move to fill

To serve, to live—not die.

She cannot fight a pull so strong,

Nor would she think to fight;

She wishes but to ride the stream

To him, at journey's end.

Where the sun goes up

Shall his love be by him;

Where the sun goes down

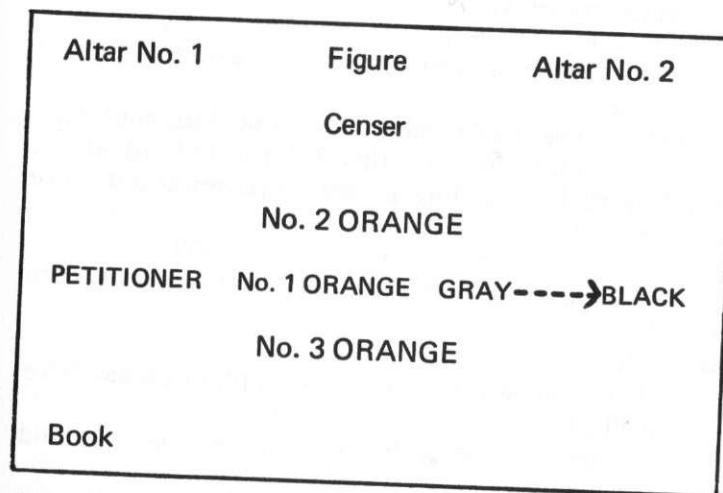
There will she be."

Sit for a moment before extinguishing the candles.

Repeat the ritual every day, moving the ASTRAL and RED 2 candles one inch towards the Petitioner each time.

Continue daily until ASTRAL and RED 2 touch PETITIONER.

### TO CHANGE ONE'S LUCK (1)



Light ALTAR Candles 1 and 2.

Light Incense.

Light PETITIONER's Candle, picturing Petitioner.

Light ORANGE 1, 2 and 3, thinking of encouraging Petitioner; of his luck changing, changing for the better.

Light BLACK Candle, thinking of the bad luck which is going to disappear.

Light GRAY Candle, thinking of all bad luck being cancelled out; neutralized, before changing to good luck.

Then say:

(Psalm 62: verses 3, 4, 11, 12)

"How long will ye against a man plot mischief? Ye

shall all  
 Be slain; ye as a tott'ring fence shall be, and  
 bowing wall.  
 They only plot to cast him down from his  
 excellency:  
 They joy in lies; with mouth they bless, but they  
 curse inwardly.

God hath it spoken once to me, yea, this I heard  
 again,  
 That power to Almighty God alone doth appertain.  
 Yea, mercy also unto thee belongs, O Lord, alone:  
 For thou according to his work rewardest ev'ry  
 one."

Blow out the BLACK Candle; sit for a moment, then  
 relight it.

Say again:

"How long will ye against a man plot mischief? Ye  
 shall all  
 Be slain; ye as a tott'ring fence shall be, and  
 bowing wall.  
 They only plot to cast him down from his  
 excellency:  
 They joy in lies; with mouth they bless, but they  
 curse inwardly.

God hath it spoken once to me, yea, this I heard  
 again,  
 That power to Almighty God alone doth appertain.  
 Yea, mercy also unto thee belongs, O Lord, alone:  
 For thou according to his work rewardest ev'ry  
 one."

Blow out the BLACK Candle; sit for a moment, then  
 relight it.

Say again:

"How long will ye against a man plot mischief? Ye  
 shall all  
 Be slain; ye as a tott'ring fence shall be, and  
 bowing wall.  
 They only plot to cast him down from his  
 excellency:  
 They joy in lies; with mouths they bless, but they  
 curse inwardly.

God hath it spoken once to me, yea, this I heard  
 again,  
 That power to Almighty God alone doth appertain.  
 Yea, mercy also unto thee belongs, O Lord, alone:  
 For thou according to his work rewardest ev'ry  
 one."

Concentrate on the Petitioner's luck changing from  
 bad to good.

Extinguish the candles.

Repeat the ritual successive nights, each time moving  
 the GRAY Candle one inch towards the BLACK.  
 Continue until they meet.

## TO CHANGE ONE'S LUCK (2)

Light ALTAR Candles 1 and 2.

Light Incense.

Light PETITIONER's Candle, thinking hard of him and saying:

"This candle represents . . . . (Name) . . . . It represents him and is him in all things."

Light ORANGE 1, 2 and 3, thinking of the Petitioner's luck changing for the better. Say:

"Encouragement be to . . . . (Name) . . . . , that his luck may change and good fortune may be his."

Light BLACK Candle and say:

"Here is the bad luck that has been . . . . (Name) . . . . 's. All that went ill with him is here. All the hardships and disappointments are herein."

Light GRAY Candle thinking of the ill being cancelled out, and say:

"Neutralize here the bad and the ill. Let it come to a halt; then to swing about and grow to the good."

Think of PETITIONER's luck definitely changing; swinging from bad to good. Then think of it growing on the good side. After a few moments thought, say:

"What would you?

Why, to improve.

How improve?

To gain, to live, to love.

Love you not now?

Yea and nay; for though I love I feel 'tis  
a morsel of a whole which lies awaiting.

And so 'tis! What would you gain?

That very whole whereof I speak. I face a wall;  
I am in an alley blind. Lead me from hence.

To life? To love?

Yea; to that, and more.

*More*, you say? You have ambition!

Indeed I have, for my luck must I change  
that I may proceed.

That you have that ambition is the key.

Success shall be yours.

But when?

Patience! That you must have.

I have it; is't enough?

With ambition, yes, if ye truly have the two

For they go not well together.

When, then, might I find this change?

When will my luck improve?

Within the Moon, that I vow. Retain within you  
the thought that all will be well. You will improve.

You have much to live; and much to love. Relax  
not your ambition, neither discouraged be.

Through the changing phases of Our Lady\* will  
you see these plans fulfilled until, at last, you will  
give no thought to the past.

How so?

You will be too busy with the future."

Sit for ten minutes thinking of all things changing for  
the better.

\*The Moon.

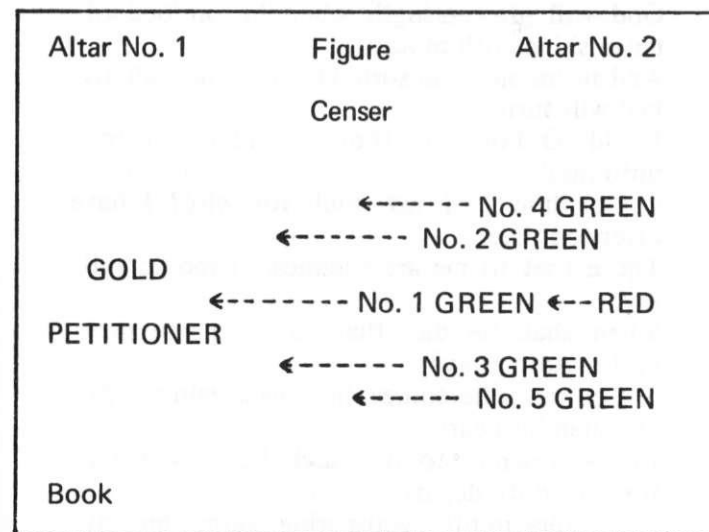
Extinguish the candles.

Repeat the ritual on successive nights, each time moving  
the GRAY Candle one inch closer to the BLACK.  
Continue until they meet.





### TO OBTAIN MONEY (1)



Light ALTAR Candles 1 and 2.

Light Incense.

Meditate on what is to be done.

Light PETITIONER's Candle, picturing Petitioner.

Light GOLD, thinking "attraction".

Light GREENS, in order noted, thinking "money".

Light RED, thinking of what is to be accomplished.

Meditate for a moment or two, then say:

*(Psalm 41)*

"Blessed is he that wisely doth



The poor man's case consider;  
 For when the time of trouble is, the Lord will  
 them deliver.  
 God will keep him, yea, save alive; on earth he  
 bless'd shall live;  
 And to his enemies' desire thou wilt not up  
 him give.  
 God will give strength when he on bed of  
 languishing doth mourn;  
 And in his sickness sore, O Lord, thou all his  
 bed wilt turn.  
 I said, O Lord, do thou extend thy mercy  
 unto me;  
 O do thou heal my soul; for why? I have  
 offended thee.  
 Those that to me are enemies, of me do evil  
 say,  
 When shall he die, that so his name may  
 perish quite away?  
 To see me if he comes, he speaks vain words;  
 but then his heart  
 Heaps mischief to it, which he tells, when  
 forth he doth depart.  
 My haters jointly whispering 'gainst me my  
 hurt devise.  
 Mischief, say they, cleaves fast to him he li'th,  
 and shall not rise.  
 Yea, ev'n mine own familiar friend, on whom  
 I did rely,  
 Who ate my bread, ev'n he his heel against me  
 lifted high.  
 But, Lord, be merciful to me, and up again  
 me raise,  
 That I may justly them requite according to  
 their ways.  
 By this I know that certainly I favour'd am by

thee;  
 Because my fateful enemy triumphs not over  
 me.  
 But as for me, thou me uphold'st in mine  
 integrity;  
 And me before thy countenance thou sett'st  
 continually.  
 The Lord, the God of Israel, be bless'd for  
 ever then,  
 From age to age eternally. Amen, yea, and  
 amen."

An alternative to the above is the 23rd Psalm:

"The Lord's my shepherd, I'll not want. He  
 makes me down to lie  
 In pastures green: he leadeth me the quiet  
 waters by.  
 My soul he doth restore again; and me to walk  
 doth make  
 Within the paths of righteousness, ev'n for his  
 own name's sake.  
 Yea, though I walk in death's dark vale, yet  
 will I fear none ill;  
 For thou art with me; and thy rod and staff  
 me comfort still.  
 My table thou hast furnished in presence of  
 my foes;  
 My head thou dost with oil anoint, and my  
 cup overflows.  
 Goodness and mercy all my life shall surely  
 follow me:  
 And in God's house for evermore my  
 dwelling-place shall be."

Repeat the ritual the following day, after moving  
 the GREENS and the RED Candles two inches to

the left. Continue daily until No. 1 GREEN touches GOLD and PETITIONER.

### TO OBTAIN MONEY (2)

Light ALTAR Candles 1 and 2.

Light Incense.

Sit for a moment and meditate. Get clear in your mind just what you wish to accomplish.

Light PETITIONER's Candle, thinking hard on the Petitioner himself (it may well be yourself, of course).

You then say:

"This candle represents . . . . (Petitioner's Name) . . . . As it burns, so burns his spirit."

Light GOLD Candle. Think hard on attraction, and say:

"This candle represents Attraction. It works with and for . . . . (Petitioner's Name) . . . . , the name beside it."

Light the GREEN Candles in order, thinking hard on money. As you light them say:

"These candles represent the Money which . . . . (Petitioner's Name) . . . . desires. It is as much as he needs\* —no more, and no less."

Light the RED Candle, thinking of the complete wish fulfilled.

"This candle represents the Power and the Command to drive the money to . . . . (Petitioner's

\*You will find that this ritual will bring money when it is badly needed. It will *not* bring money just for the sake of having money.

Name) . . . .”

Pause, then, a moment to reflect. Then say:

“As money is necessary to the fulfillment of our needs, so must we ever strive to obtain it. All should be earned or not received at all. The need of . . . . (Name) . . . . at present is intense. Draw, then, money to him. Let him find all that he shall need. Supply, now, to meet his urgent want. For it is said the Gods will provide when surely is there a need. Now is that need. Let all work well for him. Let him have sufficient. Let him no longer have want.”

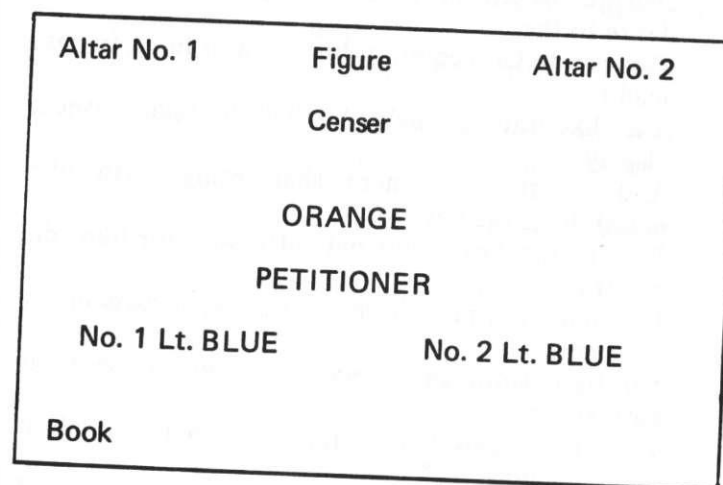
Think now of the wish fulfilled, and the Petitioner now having the money. Think of it actually being in his possession.

“This money now is his. . . . (Name) . . . . holds it and has it, and now it fills his need. He has received it safely and is glad. Praise be the Gods for their goodness. Ever is it thus. Now all is well.”

Sit then quietly for five minutes and let the candles and incense burn. At the end of this period you may extinguish the flames.

The ritual should be repeated the following day, but before starting move the five GREEN candles and the RED one two inches to the left of their previous positions. So move them each day before the ritual until they finally meet the stationary GOLD and PETITIONER's candles, —No. 1 GREEN actually touching them.

### TO SOOTHE AND QUIET THE NERVES (1)



Light ALTAR Candles 1 and 2.

Light Incense.

Light PETITIONER's Candle and concentrate on him. Light Lt. BLUE Candles 1 and 2 while thinking of peace and tranquility, patience and quiet satisfaction.

Light the ORANGE Candle while thinking of stimulation, encouragement and peace.

Say:

(Psalm 37)

“For evil-doers fret thou not thyself unquietly;  
Nor do thou envy bear to those that work iniquity.  
For, even like unto the grass, soon be cut down  
shall they;

And, like the green and tender herb, they wither shall away.

Set thou thy trust upon the Lord, and be thou doing good;

And so thou in the land shalt dwell, and verily have food.

Delight thyself in God; he'll give thine heart's desire to thee.

Thy way to God commit, him trust, it bring to pass shall he.

And, like unto the light, he shall thy righteousness display;

And he thy judgement shall bring forth like noontide of the day.

Rest in the Lord, and patiently wait for him: do not fret

For him who, prosp'ring in his way, success in sin doth get.

Do thou from anger cease, and wrath see thou forsake also:

Fret not thyself in any wise, that evil thou should'st do.

For those that evil-doers are shall be cut off and fall:

But those that wait upon the Lord the earth inherit shall.

For yet a little while, and then the wicked shall not be;

His place thou shalt consider well, but it thou shalt not see.

But by inheritance the earth the meek ones shall possess:

They also shall delight themselves in an abundant peace.

The wicked plots against the just, and at him whets his teeth:

The Lord shall laugh at him, because his day he coming seeth.

The wicked have drawn out the sword, and bent their bow, to slay

The poor and needy, and to kill men in an upright way.

But their own sword, which they have drawn, shall enter their own heart;

Their bows which they have bent, shall break, and into pieces part.

A little that a just man hath is more and better far Than is the wealth of many such as lewd and wicked are.

For sinners' arms shall broken be; just God the just sustains.

God knows the just man's days, and still their heritage remains."

Sit then quietly for fifteen minutes or so before extinguishing the flames. This ritual should be performed whenever you feel the need.

## TO SOOTHE AND QUIET THE NERVES (2)

Light the ALTAR Candles 1 and 2.

Light the Incense.

Sit for a moment and try to clear the mind of all thoughts.

Light the PETITIONER's Candle, and say:

"Here, at peace, stands . . . . (Name) . . . . , his spirit as steadfast as the candle flame."

Light the ORANGE Candle and say:

"Here is encouragement in his endeavors. Here is strength to thrust aside his cares."

Light the Lt. BLUE Candles 1 and 2 and say:

"Around . . . . (Name) . . . . are peace, tranquility, patience and love."

Sit for a moment in silence, then say, softly:

"Soft is the rain, it gently falls  
Upon the fields beneath.  
It lulls the heart, it stills the mind,  
Gives solitude we seek.  
It patters down, so gentle yet  
It ne'er does bend a leaf,  
And yet the water that is there  
Will wash away all grief.  
For smoothness follows in the wake,  
And quiet and peace and love  
Are all around in freshness new,

Come down from clouds above.  
 We feel so calm, so warm, so still;  
 'Tis never more that we  
 Will feel upset or 'nerve-on-edge',  
 But keep tranquility.  
 For love we now find all around,  
 So soft, so still, so sure;  
 We can relax, we can lie back,  
 With peace and quiet as cure."

Sit quietly for ten or fifteen minutes thinking of meadows and streams, woods, fields and flowers. Keep your mind on pleasant things—objects rather than events.

Then, once again, say:

"Soft is the rain, it gently falls  
 Upon the fields beneath.  
 It lulls the heart, it stills the mind,  
 Gives solitude we seek.  
 It patters down, so gentle yet  
 It ne'er does bend a leaf,  
 And yet the water that is there  
 Will wash away all grief.  
 For smoothness follows in the wake,  
 And quiet and peace and love  
 Are all around in freshness new,  
 Come down from clouds above.  
 We feel so calm, so warm, so still;  
 'Tis never more that we  
 Will feel upset or 'nerve-on-edge',  
 But keep tranquility.  
 For love we now find all around,  
 So soft, so still, so sure;  
 We can relax, we can lie back,  
 With peace and quiet as cure."

Extinguish the candles.  
 Repeat the ritual whenever you feel the need.





### TO GAIN POWER OVER OTHERS (1)

Altar No. 1	Figure	Altar No. 2
	Censer	
	PURPLE ----->	
WHITE	PETITIONER	<-----ASTRAL
	ORANGE ----->	
Book		

Light ALTAR Candles 1 and 2.

Light Incense.

Light PETITIONER's Candle, thinking of the Petitioner.

Light WHITE Candle, thinking of the strength of the Petitioner.

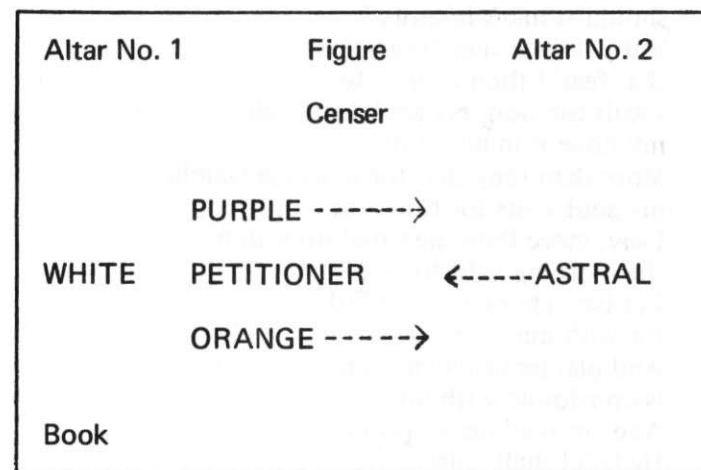
Light ASTRAL Candle of the person over whom Petitioner wishes to gain power, thinking hard about that person.

Light PURPLE Candle, thinking of the power emanating from the Petitioner, and how it can affect the other person.

Light ORANGE Candle, thinking of the attraction which Petitioner has for the other person.



### TO GAIN POWER OVER OTHERS (1)



Light ALTAR Candles 1 and 2.

Light Incense.

Light PETITIONER's Candle, thinking of the Petitioner.

Light WHITE Candle, thinking of the strength of the Petitioner.

Light ASTRAL Candle of the person over whom Petitioner wishes to gain power, thinking hard about that person.

Light PURPLE Candle, thinking of the power emanating from the Petitioner, and how it can affect the other person.

Light ORANGE Candle, thinking of the attraction which Petitioner has for the other person.

Then say:

*(Psalm 130)*

“Lord, from the depths to thee I cry’d.  
 My voice, Lord, do thou hear:  
 Unto my supplication’s voice  
 give an attentive ear.  
 Lord, who shall stand, if thou, O Lord,  
 should’st mark iniquity?  
 But yet with thee forgiveness is,  
 that fear’d thou mayest be.  
 I wait for God, my soul doth wait,  
 my hope is in his word.  
 More than they that for morning watch,  
 my soul waits for the Lord;  
 I say, more than they that do watch  
 the morning light to see.  
 Let Israel hope in the Lord,  
 for with him mercies be;  
 And plenteous redemption  
 is ever found with him.  
 And from all his iniquities  
 He Isr’el shall redeem.”

Extinguish the candles.

Repeat every night for six nights. Each time move the Astral candle one inch to the left (towards the center of the Altar) and both the Purple and Orange candles one inch to the right (towards the center).

## TO GAIN POWER OVER OTHERS (2)

Light ALTAR Candles 1 and 2.

Light Incense, and as the smoke rises think of Petitioner’s power rising with it.

Light PETITIONER’s Candle, thinking of him, and say:  
 “Here burns the spirit, the might and power, of  
 . . . (Name) . . . He has a strength to overcome  
 all.”

Light the WHITE Candle, and say:

“Here is the strength of . . . (Name) . . . Here is  
 the purity and sincerity which will make him  
 master of all who oppose him.”

Light ASTRAL Candle of the one whom Petitioner wishes to dominate. Say:

“I see before me the figure of . . . (Name) . . . ,  
 servant to . . . (Petitioner’s Name) . . . Nothing  
 can he do without his master’s wish. Nothing can  
 he think without his master’s instruction. For he is  
 but a puppet in his master’s hands.”

Light the PURPLE Candle, and say:

“Power be to . . . (Name) . . . ”

Light ORANGE Candle and say:

“Attraction is his; he draws others to him and to  
 his will.”

Sit for a few moments and think of the other person actually running hither and thither at the whim of the Petitioner.

Say:

“For he is a god; there is none his equal,  
and there is none other who surpasses him.  
He is a master of understanding, excellent in plans  
and beneficent of decrees;  
and going and coming are according to his  
commands.  
He it was who subdued the foreign lands while  
his father was within the palace;  
And he reported to him that what he was  
ordered had been done.  
Mighty indeed is he, achieving with his strong arm;  
a valiant one, and there is not his equal!  
He slakes his wrath by smashing skulls;  
and no one can stand up about him.  
He is robust of heart at the moment of attack;  
and does not let sloth rest upon his heart.  
Bold of countenance is he when he sees the melee;  
to attack the barbarian is his joy.  
He girds his shield and crushes the foe;  
and does not strike twice in order to kill!  
But he is lord of charm and great of sweetness;  
and through love has he conquered!  
His city loves him more than itself;  
it rejoices in him more than in its god;  
men and women salute and rejoice with him now  
that he is King!  
He conquered while still in the egg.  
and his face was turned to royal deeds since he was  
born.  
He makes multiply those who were born with him;  
he is unique, the gift of the god.  
He is one who makes wide the boundaries;

he will seize the southern countries,  
and the northern ones with ease,  
having been created to smite the Syrians  
and to crush the Sand-crossers.  
How this land rejoices now that he is come to  
rule!”

Extinguish the candles.

Repeat every night for nine nights. Each time move the  
Astral candle one inch in towards the center; also move  
the Purple and Orange candles one inch in towards the  
center.



"Blessed is he that wisely doth the poor man's case  
 consider;  
 For when the time of trouble is, the Lord will him  
 deliver.  
 God will keep him, yea, save alive; on earth he  
 bless'd shall live;  
 And to his enemies' desire thou wilt him not up  
 give.  
 God will give strength when he on bed of  
 languishing doth mourn;  
 And in his sickness sore, O Lord, thou all his bed  
 wilt turn.  
 I said, O Lord, do thou extend thy mercy unto me;  
 O do thou heal my soul; for why? I have offended  
 thee.  
 Those that to me are enemies, of me do evil say,  
 When shall he die, that so his name may perish  
 quite away?  
 To see me if he comes, he speaks vain words: but  
 then his heart  
 Heaps mischief to it, which he tells, when forth he  
 doth depart.  
 My haters jointly whispering, 'gainst me my hurt  
 devise.  
 Mischief, say they, cleaves fast to him he li'th, and  
 shall not rise.  
 Yea, ev'n mine own familiar friend, on whom I did  
 rely,  
 Who ate my bread, ev'n he his heel against me  
 lifted high.  
 But, Lord, be merciful to me, and up again me  
 raise,  
 That I may justly then requite according to their  
 ways.  
 By this I know that certainly I favour'd am by  
 thee;

Because my hateful enemy triumphs not over me.  
 But as for me, thou me uphold'st in mine integrity;  
 And me before thy countenance thou sett'st  
 continually.  
 The Lord, the God of Israel, be bless'd for ever  
 then,  
 From age to age eternally. Amen, yea, and amen."

Sit for a moment before extinguishing candles.  
 Repeat successive nights, each time moving the GREEN  
 and ORANGE candles two inches to the left.



## TO GAIN PROSPERITY (2)

Light ALTAR Candles 1 and 2.

Light Incense.

Think, for a few moments, of the Petitioner growing more and more prosperous; through his own efforts, of course.

Light the PETITIONER's Candle and think hard on him. Say:

"This candle represents . . . (Name) . . . whose spirit and determination are as strong and true as this flame."

Light GOLD Candle and say:

"Here is the confidence of . . . (Name) . . . It is such that it cannot help but draw prosperity to him."

Light PURPLE Candle and say:

"This is the flame of power. It must be handled carefully. But if so handled it will reward its handler with wealth and prosperity beyond his dreams. It is progress, -upwards."

Light both the GREEN and the ORANGE Candles (Green first), and say:

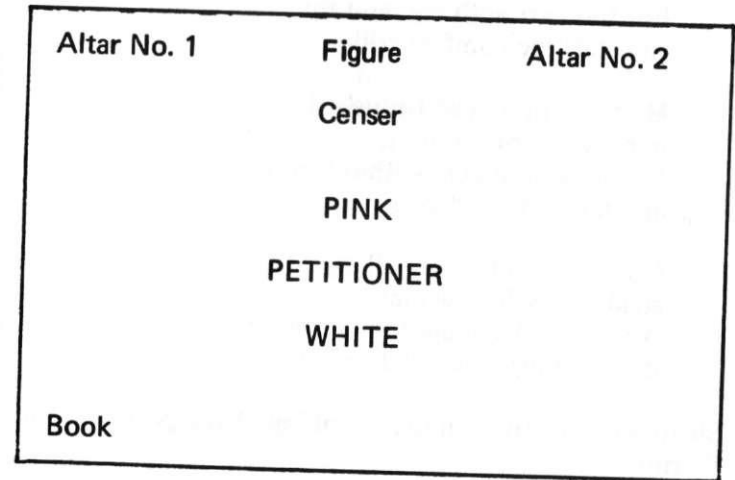
"Here are to be found the monies of the world. Here is true prosperity; true wealth and good fortune."

Then say:

“The little spring upon the hill  
splashes forth the crystal flow.  
Down from the height it rushes,  
gathering to it as it runs the many  
lesser streams that seek release.  
It grows and grows; a rushing  
ever-widening stream.  
On the plains it slows but still  
does it grow. Sucking in all  
it touches; absorbing lesser flows  
to feed itself.  
Gaining, gaining, ever spreading.  
Growing.  
At last, at long long last,  
the sea is reached. That  
vast expanse which stretches  
out and reaches past the horizon  
to eternity.  
Pausing not at all the rushing  
river wades right in—  
Absorbed? . . . or all  
absorbing? Possessed? . . . or  
finally possessing all?  
Thus did it grow, from  
humblest beginnings until  
it owned the All.  
The Whole.  
The One.”

Sit for a while before extinguishing the candles.  
Repeat the ritual successive days, moving the GREEN  
and ORANGE candles two inches towards the Petitioner  
each time.  
Continue until the GREEN and the PETITIONER's  
Candles touch.

TO PURIFY ONESELF (1)



Light ALTAR Candles 1 and 2.  
Light Incense.  
Light PETITIONER's Candle, and think of him.  
Light PINK Candle and think of Petitioner's honor,  
uprightness, morality.  
Light WHITE Candle and think of his sincerity and  
truth; his purity.  
Say:

*(Psalm 23)*

“The Lord's my shepherd, I'll not want.  
He makes me down to lie  
In pastures green: he leadeth me  
the quiet waters by.

My soul he doth restore again;  
and me to walk doth make  
Within the paths of righteousness,  
ev'n for his own name's sake.

Yea, though I walk in death's dark vale,  
yet will I fear none ill:  
For thou art with me; and thy rod  
and staff me comfort still.

My table thou hast furnished  
in presence of my foes;  
My head thou dost with oil anoint,  
and my cup overflows.

Goodness and mercy all my life  
shall surely follow me:  
And in God's house for evermore  
my dwelling-place shall be."

Sit quietly for five minutes thinking of the purity of the  
Petitioner.

Then say again:

"The Lord's my shepherd, I'll not want.  
He makes me down to lie  
In pastures green: he leadeth me  
the quiet waters by.

My soul he doth restore again;  
and me to walk doth make  
Within the paths of righteousness,  
ev'n for his own name's sake.

Yea, though I walk in death's dark vale,  
yet will I fear none ill:  
For thou art with me; and thy rod

and staff me comfort still.

My table thou hast furnished  
in presence of my foes;  
My head thou dost with oil anoint,  
and my cup overflows.

Goodness and mercy all my life  
shall surely follow me:  
And in God's house for evermore  
my dwelling-place shall be."

Again sit quietly for five minutes thinking of the purity  
of the Petitioner.

Then say once more:

"The Lord's my shepherd, I'll not want.  
He makes me down to lie  
In pastures green: he leadeth me  
the quiet waters by.

My soul he doth restore again;  
and me to walk doth make  
Within the paths of righteousness,  
ev'n for his own name's sake.

Yea, though I walk in death's dark vale,  
yet will I fear none ill:  
For thou art with me; and thy rod  
and staff me comfort still.

My table thou hast furnished  
in presence of my foes;  
My head thou dost with oil anoint,  
and my cup overflows.

Goodness and mercy all my life

114      **PRACTICAL CANDLE BURNING**

shall surely follow me:  
And in God's house for evermore  
my dwelling-place shall be."

After a further five minutes' contemplation, extinguish  
the candles.  
Repeat every three days for as long as desired.

**TO PURIFY ONESELF (2)**

Light ALTAR Candles 1 and 2.

Light incense.

Light PETITIONER's Candle whilst concentrating your  
thoughts on him, and say:

"Here stands . . . (Name) . . . , whose spirit burns  
as truly as does this flame. He is upstanding,  
steadfast and true. Purity is his name."

Light PINK Candle whilst thinking of Petitioner's great  
love and honor. Say:

"Here is his honor, his righteousness . . ."

Light WHITE Candle and say:

". . . and here also is his purity, his truth and his  
sincerity."

Now think hard of all these qualities entering into the  
Petitioner *and remaining there*. They are now part of  
him. He IS purity.

Say:

"The High Priestess, attended by her  
hand-maidens, came from out of the east and  
arrived at last at the banks of the stream. There did  
she pause and, her eyes reflecting the glimmering  
of the waters, she smiled and lifted her arms to the  
skies. Her hand-maidens approached her; with  
musical laughter they began to remove their Lady's  
garments.


The delicate silken scarfs they laid upon the dewed grass beside the stream, and on them placed the High Priestess' *bigghes*\*. As the youngest of them brushed out her mistress' hair the others removed their own garments. Then did they all clasp hands and, with little cries and gasps of delight, run down the bank and into the silvery stream.

There did they splash and run and jump and cry; water nymphs, sprites all. The dusts of their journeys fell from their bodies. Fell with them the dross of their cares. Cleansed were they as they played in that sparkling ribbon of water, wending twixt its grass- and tree-clad banks. Cleansed were they, and pure again."

Sit quietly contemplating for fifteen minutes before extinguishing the candles.  
Repeat the ritual every three days for as long as desired.

\*jewels

**TO STOP SLANDER (1)**



Light ALTAR Candles 1 and 2.  
Light Incense.  
Light PETITIONER's Candle whilst concentrating your thoughts on him.  
Light WHITE Candles 1, 2, 3, 4, 5, 6, 7 and 8, and imagine the Petitioner completely surrounded by purity, truth and sincerity. An insurmountable barrier.  
Say:

(Psalm 2)

“Why rage the heathen? and vain things why do the people mind?

Kings of the earth do set themselves, and princes are combin’d.

To plot against the Lord, and his Anointed, saying thus,

Let us asunder break their bands, and cast their cords from us.

He that in heaven sits shall laugh; the Lord shall scorn them all.

Then shall he speak to them in wrath, in rage he vex them shall.

Yet not withstanding I have him to be my King appointed;

And over Sion, my holy hill, I have him King anointed.

The sure decree I will declare; the Lord hath said to me,

Thou art mine only Son; this day I have begotten thee.

Ask of me, and for heritage the heathen I’ll make thine;

And, for possession, I to thee will give earth’s utmost line.

Thou shalt, as with a weighty rod of iron, break them all;

And, as a potter’s sherd, thou shalt them dash in pieces small.

Now therefore, kings, be wise; be taught; ye judges of the earth:

Serve God in fear, and see that ye join trembling with your mirth.

Kiss ye the Son, lest in his ire ye perish from the way,

If once his wrath begin to burn: bless’d all that on him stay.”

Sit in quiet contemplation for ten minutes before extinguishing the candles.

Repeat this ritual every three nights for as long as desired.



## TO STOP SLANDER (2)

Light ALTAR Candles 1 and 2.

Light Incense.

Light PETITIONER's Candle and concentrate your thoughts on him.

Say:

“Here stands . . . . (Name) . . . . , unjustly slandered.”

Light the WHITE Candles in order and say:

“About him is truth and purity. All around him is the power of honesty. Nothing shall pass through this shield to harm him.”

Imagine then that the unjust slander has stopped and that the Petitioner has emerged clean and unscathed.

Say, loudly and boldly:

“Here is an image I have made!

It is . . . . (Person's Name) . . . . who spreads slander against me.

See, then, that it is he.

Now I have him here before me;

He who would do me evil.

Yet will I bind him and cast him down!

From the mouth where he speaks

That surely will I close;

Will I sew together the lips

That they may speak no more.

His body will I bind about

With reddened cords so tight.  
 Close shall he be held  
 That nevermore may he speak;  
 Now in any way communicate his evil mind  
 To those who devour such things;  
 Who masticate and pass them ever on  
 To sow the seeds of slander,  
 Nurture, and wildly harvest.  
 Cut down, now, are their crops.  
 Barren are their fields.  
 Sterile is their land.  
 Stayed are the tongues;  
 Close are the lips;  
 Silenced are the thoughts  
 That my actions may go unscathed.  
 Be it ever thus,  
 For so is my will.”

Sit in quiet contemplation for ten minutes before  
 extinguishing the candles.  
 Repeat every three nights for as long as desired.

TO ATTAIN SUCCESS (1)

Altar No. 1	Figure	Altar No. 2
	Censer	
	No. 1 ORANGE	
No. 4 ORANGE	GOLD PETITIONER	No. 2 ORANGE
	No. 3 ORANGE	
Book		

Light ALTAR Candles 1 and 2.  
 Light Incense.

Light PETITIONER's Candle, concentrating your  
 thoughts on him.

Light GOLD Candle and No. 1 ORANGE (only)  
 thinking of the Petitioner having great good luck in  
 whatever his endeavor.

*(See end of ritual for instructions concerning Orange  
 Candles 2, 3 and 4.)*

Then say:

*(Psalm 95)*

“O come, let us sing to the Lord: come, let us ev'ry  
 one

A joyful noise make to the Rock of our salvation.  
Let us before his presence come with praise and  
thankful voice;

Let us sing psalms to him with grace, and make a  
joyful noise.

For God, a great God, and great King, above all  
gods he is.

Depths of the earth are in his hand, the strength of  
hills is his.

To him the spacious sea belongs, for he the same  
did make:

The dry land also from his hands its form at first  
did take.

O come, and let us worship him, let us bow down  
withal,

And on our knees before our Lord the Maker let us  
fall.

For he's our God, the people we of his own pasture  
are,

And of his hand the sheep; to-day, if ye his voice  
will hear.

Then harden not your hearts, as in the  
provocation.

As in the desert, on the day of the tentation:

When me your fathers tempt'd and prov'd, and did  
my working see;

Ev'n for the space of forty years this race hath  
grieved me.

I said, This people errs in heart, my ways they do  
not know:

To whom I swear in wrath, that to my rest they  
should not go."

Sit for ten minutes picturing complete success for the  
Petitioner.

Extinguish the candles.

This should first be done on a Tuesday. Repeat the  
ritual on Friday, but then light Orange Candles 1 and 2.  
The following Tuesday do the ritual again lighting  
Orange Candles 1, 2 and 3. Finally, on the second  
Friday, do the ritual once more. This time light all four  
of the Orange Candles.

If it is felt necessary to do the ceremony over a longer  
period of time it may be repeated every Tuesday and  
Friday from then onwards but, after the initial "build  
up", always lighting all candles. Continue until success  
fully attained.

## TO ATTAIN SUCCESS (2)

Light ALTAR Candles 1 and 2.

Light Incense and meditate on what success has to be attained.

Light PETITIONER's Candle, picturing him, and say:

"Here stands . . . (Name) . . . , a good and upright man. He works hard to attain success in . . . (detail that in which he wishes to attain success) . . . ; such success is richly deserved."

Light GOLD Candle and say:

"Here is the flame that will draw success to him. Powerful is the flame; strong is the attraction."

Light ORANGE Candle 1 and say:

"Here is the success he desires. It is drawn to him by his own strength and that of the gods. It will come to him as strongly as he deserves it. The more he works for success the richer will it be."

Sit for five minutes thinking of all that the Petitioner has done to deserve success in his undertaking. See him working for it. See it coming to him. See, now, the success all about him. See him finally being able to sit back and reap his just rewards.

Say:

"The sunbeams were playing  
Lightly over the billowy ocean;  
Far out at sea I saw shining the ship

That was to bear me homewards;  
 But the right wind as yet was wanting,  
 And tranquilly on the white sands I was sitting  
 By the lonely sea,  
 And I read the song of Ulysses,  
 That old, that ever youthful song,  
 From whose ocean-murmuring leaves  
 Rose joyfully  
 The breath of the gods,  
 And the sunny spring of mankind,  
 And the cloudless sky of fair Hellas.

My noble and faithful heart accompanied  
 The son of Laertes in toil and disaster:  
 It sat down with him, grieving in spirit,  
 At kindly hearths,  
 Where queens sat spinning deep rich purple;  
 It helped him to lie and to escape deftly  
 From giants' caves and from nymphs' white arms;  
 It followed him into Kimmerian night.  
 Through storm and through shipwreck,  
 And suffered with him unspeakable anguish.

Sighing said I, 'Revengeful Poseidon,  
 Thy anger is awful,  
 And myself am afraid  
 Of my own return home.'

Scarcely had I spoken the words,  
 When the sea foamed up high,  
 And from the white-crested billows arose  
 The head of the god, crowned with sea-weed,  
 And cried he, contemptuous:

'Fear not, my dear little Poet!  
 I've no intention to harm in the least

Thy poor little bark,  
 Nor frighten thee out of thy poor little wits  
 With too boist'rous rocking:  
 For thou, little Poet, hast ever incensed me,

Thou never hast shaken the smallest turret  
 Of the holy city of Priam;  
 Nor hast thou singed e'en a single hair  
 From the eye of my son Polyphemus;  
 And never as yet has the Goddess of Wisdom,  
 Pallas Athenae, stood counselling beside thee.'

Thus cried out Poseidon,  
 And dived back into the ocean;  
 And at the vulgar old sailor's joke  
 I heard Amphitrite, the coarse fish-woman,  
 And the silly daughters of Nereus,  
 Giggling beneath the waters."

Sit for ten minutes picturing complete success for the  
 Petitioner.

Then extinguish the candles.

This ritual should first be done on a Tuesday. Repeat on  
 Friday but then light Orange Candles 1 and 2. The  
 following Tuesday do the ritual again lighting Orange  
 Candles 1, 2 and 3. Finally, on the second Friday, do  
 the ritual once more, lighting all four of the Orange  
 Candles. The ritual may then be repeated every Tuesday  
 and Friday, always lighting all candles, until complete  
 success is attained.



### TO LEARN THE TRUTH (1)

Altar No. 1	Figure	Altar No. 2
	Censer	
	No. 1 WHITE	
	PETITIONER	
No. 2 WHITE		No. 3 WHITE
Book		

Light ALTAR Candles 1 and 2.

Light Incense.

Concentrate on the subject about which you wish to learn the truth.

Light PETITIONER's Candle, thinking about him.

Light WHITE Candle 1 and say:

*(Psalm 117)*

“O give ye praise unto the Lord, all nations that be;

Likewise, ye people all, accord his name to magnify.

For great to us-ward ever are his loving-kindnesses:



132      *PRACTICAL CANDLE BURNING*

His truth endures for evermore. The Lord O do ye bless."

Light WHITE Candle 2 and say:

"O give ye praise unto the Lord, all nations that be;  
Likewise, ye people all, accord his name to magnify.  
For great to us-ward ever are his loving-kindnesses:  
His truth endures for evermore. The Lord O do ye bless."

Light WHITE Candle 3 and say:

"O give ye praise unto the Lord, all nations that be;  
Likewise, ye people all, accord his name to magnify.  
For great to us-ward ever are his loving-kindnesses:  
His truth endures for evermore. The Lord O do ye bless."

Sit for a half hour in quiet contemplation before extinguishing the candles.

TO LEARN THE TRUTH (2)

Light ALTAR Candles 1 and 2.

Light Incense.

Think hard on the subject about which you wish to learn the truth.

Light PETITIONER's Candle, thinking of him and saying:

"This candle I light to represent  
. . . . (Name) . . . . It burns as does his spirit. It is  
as him in all things."

Light the WHITE Candles in order, saying:

"These are the symbols of truth. They are enjoined  
about . . . . (Name) . . . . and to him show all  
truth."

Then say:

"As I rode in the night 'cross the brown heath  
bare,  
In the bright moon's light saw a castle fair;  
Lords and ladies, great and small,  
Were crowding in, 'twas a festival,  
Grasses in the wind are waving.

They bade me welcome and in I went  
To drink their wine to my heart's content.  
I danced and laughed with ladies fair.  
Ne'er in my life had I such cheer;  
Grasses in the wind are waving

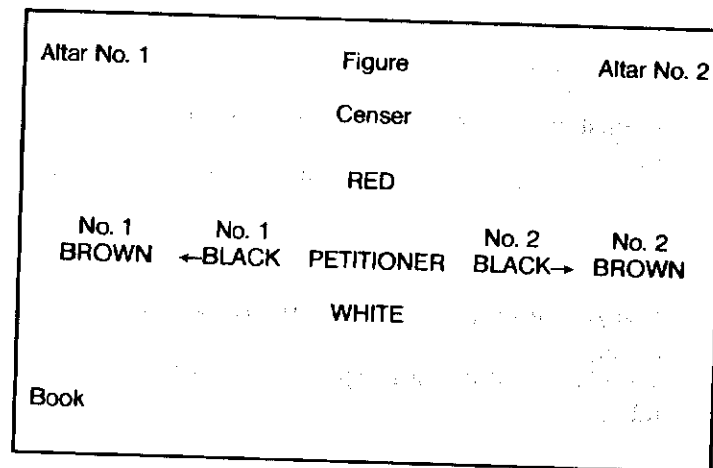
Then all at once there came a cry:  
*Haro by yaro!* Asleep fell I,  
 While a lady dancing at my side  
 Seemed like a lizard away to glide;  
 Grasses in the wind are waving.

I woke in the early light of day,  
 In an olden ruin I did lay,  
 O'er the rock and into the sun  
 I saw a green-gold lizard run!  
 Grasses in the wind are waving.

Now the truth I know and it stays with me,  
 For I have seen what I did see,  
 All secret knowledge came to mind,  
 Borne on the laughter of the other kind;  
 Grasses in the wind are waving."

Sit then in quiet contemplation for half an hour. In this time will the truth of the subject in question come to you.  
 Extinguish the candles.

TO UNCROSS A PERSON (1)



Light ALTAR Candles 1 and 2.  
 Light Incense.  
 Light PETITIONER's Candle, thinking of him.  
 Light RED and WHITE Candles, thinking of the strength and purity of the Petitioner which will help dispell the "crossed" condition.  
 Light BLACK Candles 1 and 2, thinking of the "crossing" of the Petitioner, or thinking of the person who crossed him (if known).  
 Light BROWN Candles 1 and 2, thinking of the failing and uncertainty of the person who crossed the Petitioner.  
 Say:

(Psalm 59)

"My God, deliver me from those that are mine enemies;  
 And do thou me defend from those that up against me rise.  
 Do thou deliver me from them that work iniquity;  
 And give me safety from the men of bloody cruelty.  
 For, lo, they for my soul lay wait: the mighty do combine  
 Against me, Lord; not for my fault, nor any sin of mine.  
 They run, and, without any fault in me, themselves do ready make:  
 Awake to meet me with thy help; and do thou notice take.  
 Awake therefore, Lord God of hosts, thou God of Israel,  
 To visit heathen all: spare none that wickedly rebel.  
 At ev'ning they go to and fro; they make great noise and sound,  
 Like a dog, and often walk about the city round.  
 Behold, they belch out with their mouth, and in their lips are swords:  
 For they do say thus, Who is he that now doth hear our words?  
 But thou, O Lord, shalt laugh at them, and all the heathen mock.  
 While he's in power I'll wait on thee; for God is my high rock.  
 He of my mercy that is God betimes shall me prevent:  
 Upon mine en'mies God shall let me see mine Heart's content.  
 Them slay not, lest my folk forget; but scatter

them abroad  
 By thy strong pow'r; and bring them down, O thou our shield and God.  
 For their mouth's sin, and for the words that from their lips do fly,  
 Let them be taken in their pride; because they curse and lie.  
 In wrath consume them, then consume, that so they may not be:  
 And that in Jacob God doth rule to the earth's ends let them see.  
 At ev'ning let thou them return, making great noise and sound,  
 Like to a dog, and often walk about the city round.  
 And let them wander up and down, in seeking food to eat;  
 And let them grudge when they shall not be satisfy'd with meat.  
 But of thy pow'r I'll sing aloud; at morn thy mercy praise:  
 For thou to me my refuge wast, and tow'r, in troublous days.  
 O God, thou art my strength, I will sing praises unto thee;  
 For God is my defence, a God of mercy unto me."

Extinguish BLACK and BROWN Candles, then sit for five minutes before extinguishing the others.

Repeat the ritual every three days, each time moving the two BLACK Candles outwards towards the BROWN by one or two inches. Continue until the Blacks touch the Browns.

## TO UNCROSS A PERSON (2)

Light ALTAR Candles 1 and 2.

Light Incense.

Light PETITIONER's Candle, whilst thinking of him.

Say:

“Here stands . . . . (Name) . . . . who suffers under a crossed condition. Despite it his spirit burns as truly as doth this flame. Soon shall it be free.”

Light RED Candle and say:

“Here, then, is strength, to endure all that may come; to recover all that has slipped by the way ”

Light WHITE Candle and say:

“And here find we purity; the purity of . . . . (Name) . . . . that shall emerge again, to reign forever.”

Light BLACK Candles 1 and 2, and say:

“The blackness that surrounds . . . . (Petitioner's Name) . . . . is all enclosed about with these two candles. As the flames burn so is that blackness absorbed into them. As they are moved away from him, so is that blackness dispersed.”

Alternatively, if you know the name of the person\* who has crossed the Petitioner, say:

“In these two candles find we the heart and the

\*Astral Candles may be used rather than Black ones, if the person is known.

will of . . . . (Other Name) . . . . who crosses us.  
As the flames burn so is the blackness within him  
absorbed by them. As the candles are moved away,  
so moves the blackness with them."

Light the BROWN Candles 1 and 2 and say:

"Here is uncertainty. No longer is there confidence  
in the evil mind. No longer is the aim sure and  
steadfast. Enters here doubt—and despair."

Think of the Petitioner now being completely freed  
from his crossed position. Think hard on this and say:

"Flow forth, poison, thou of black and devious  
means!

Come hither at my utterance, according as I say!

I am the god who came into being of himself!

Come, issue forth at the command of Ceridwen;

I am Leif, the physician soothing the god.

Flow forth from the limbs!

Come, issue forth at the command of Arranrod;

Behold, I am Leif, the physician soothing the god.

Flow forth from the limbs!

Come, issue forth at the command of Bride;

Behold, I am Leif, the physician soothing the god.

Flow forth from the limbs!

Come, issue forth at the command of Astarte;

Behold, I am Leif, the physician soothing the god.

Flow forth from the limbs!

Come, issue forth at the command of Gana;

Behold, I am Leif, the physician soothing the god.

Flow forth from the limbs!

As the sun shall rise and cross the roof of the  
world;

As the services shall be performed in every temple

in the land;

As the seas shall rise and fall at the bidding of Our  
Lady;

As the sands of time shall pass and repass; ever  
round and on;

So, then, be it thus:

That the poison in the body shall issue forth

Flowing ever away, to return from whence it came.

Back it shall go to its sender,

Gaining in strength and malefic power

Till, reaching the would-be tormentor, it strikes

With three-fold the effect with which it came!

So mote it be; ever thus and anon."

Extinguish the Black and Brown candles, then sit for  
five minutes with thoughts of new power and strength  
flowing into the Petitioner's mind and body. See him  
revitalized; uncrossed. After five minutes thus,  
extinguish the remaining candles.

The ritual should be repeated every three days, moving  
the two Black candles an inch or so outwards from the  
Petitioner each time. Continue until the Black candles  
finally reach and touch the Brown ones.



**TO DEVELOP UNDERSTANDING (1)**

Altar No. 1	Figure	Altar No. 2
	Censer	
	No. 1 Lt. BLUE	
No. 3 Lt. BLUE	Petitioner	No. 4 Lt. BLUE
	No. 2 Lt. BLUE	
Book		

Light ALTAR Candles 1 and 2.

Light Incense.

Light PETITIONER's Candle while thinking of him.

Light Lt. BLUE Candles 1, 2, 3 and 4.

Think, for a moment, of being understanding; of seeing the other person's point of view; of being sympathetic.

Then say:

*(Psalm 133)*

“Behold, how good a thing it is, and how becoming well,

Together such as brethren are in unity to dwell!

Like precious ointment on the head, that down the beard did flow,



Ev'n Aaron's beard, and to the skirts did of his  
garments go.  
As Hermon's dew, the dew that doth on Sion' hills  
descend:  
For there the blessing God commands, life that  
shall never end."

Pause a moment, then repeat:

"Behold, how a good thing it is, and how becoming  
well,  
Together such as brethren are in unity to dwell!  
Like precious ointment on the head, that down the  
beard did flow,  
Ev'n Aaron's beard, and to the skirts did of his  
garments go.  
As Hermon's dew, the dew that doth on Sion' hills  
descend:  
For there the blessing God commands, life that  
shall never end."

Pause again, then repeat:

"Behold, how a good thing it is, and how becoming  
well,  
Together such a brethren are in unity to dwell!  
Like precious ointment on the head, that down the  
beard did flow,  
Ev'n Aaron's beard, and to the skirts did of his  
garments go.  
As Hermon's dew, the dew that doth on Sion' hills  
descend:  
For there the blessing God commands, life that  
shall never end."

Sit for a few moments in quiet contemplation before  
extinguishing the flames. Repeat every night for seven  
nights.

**TO DEVELOP UNDERSTANDING (2)**

Light ALTAR Candles 1 and 2.

Light Incense, which should preferably be mixed with a  
little cinnamon and mastic.

Light PETITIONER's Candle, concentrating your  
thoughts on him. Light Lt. BLUE Candles 1, 2, 3 and 4,  
while thinking hard on the need to have understanding  
of other people; to see their point of view; to be  
sympathetic.

Then quietly say:

"Soars he on high the eagle  
Aloft his eyes see down;  
Would he were mouse, or rabbit, hare,  
To sense th'impending doom.  
Each to the other thinking not  
Yet turned all 'bout would care a jot.

To chase the doe the hounds spring forth  
So fleet and swift and fey.  
Yet swung about they'd feel death's teeth  
Snap at their heels this day.  
Each to the other thinking not  
Yet turned all 'bout would care a jot.

Lamb to the wolf doth simply fall,  
It struggles not for fear;  
But should the wolf be prey'd upon  
By lamb, then howls would hear.  
Each to the other thinking not

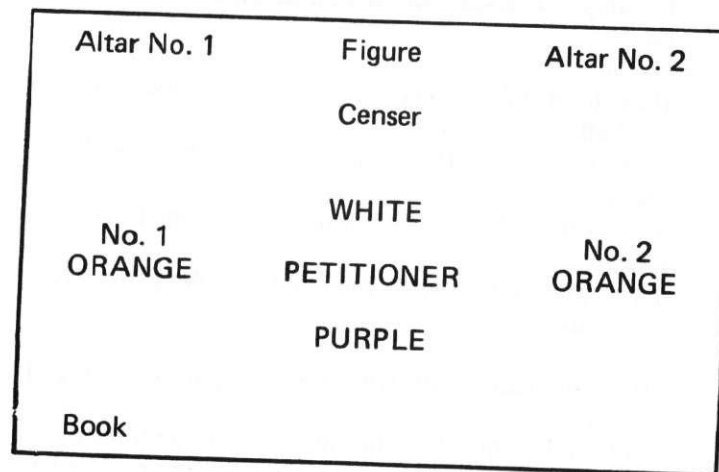
Yet turned all 'bout would care a jot.

Let not that I should be unthinking,  
Uncaring; lacking feeling, sensing.  
Let not that I should see but one way  
Not returning.  
Make me receive what I am giving,  
That understanding is within me."

Sit quietly for ten minutes before extinguishing the  
candles.

Repeat ritual every night for seven nights.

**FOR SCRYING\* (1)**



Light ALTAR candles 1 and 2.

Light Incense.

Light PETITIONER's candle and think of him.

Light WHITE candle, thinking of purity, truth and  
sincerity.

Light PURPLE candle, thinking of the power to divine,  
to scry.

Light ORANGE candles 1 and 2, thinking of that power

\*Equally suitable for crystal-gazing, mirror-gazing, or any other form of  
the Art.

being attracted to the Petitioner.

Say:

*(Psalm 62)*

“My soul with expectation depends on God indeed:  
My strength and my salvation doth from him alone  
proceed.

He only my salvation is, and my strong rock is he:  
He only is my sure defence; much mov'd I shall not  
be.

How long will ye against a man plot mischief? Ye  
shall all

Be slain; ye as a tott'ring fence shall be, and bow-  
ing wall.

They only plot to cast him down from his excel-  
lency:

They joy in lies; with mouth they bless, but they  
curse inwardly.

My soul wait thou with patience, upon thy god  
alone;

On him dependeth all my hope and expectation.

He only my salvation is, and my strong rock is he;

He only is my sure defence: I shall not moved be.

In God my glory placed is, and my salvation sure;

In God the rock is of my strength, my refuge most

secure.

Ye people, place your confidence in him continu-  
ally;

Before him pour ye out your heart: God is our  
refuge high.

God hath it spoken once to me, yea, this I heard  
again,

That power to Almighty God alone doth appertain.

Yea, mercy also unto thee belongs, O Lord, alone:  
For thou according to his work rewardest ev'ryone.”

Sit quietly for a few moments clearing your mind of  
everything. Then turn your back to the Altar and gaze  
into the crystal. When you have accomplished what you  
wish, turn again to the Altar and bow your head for a  
few moments in silence. Extinguish the candles.

### FOR SCRYING\* (2)

Light ALTAR Candles 1 and 2.

Light Incense (a mixture of cinnamon and mastic is recommended).

Light PETITIONER's Candle, thinking of him, and say:  
"Here burns the Spirit and the Power of . . .  
(Name) . . . , wise in the Occult and steadfast in  
Purity."

Light the WHITE Candle and say:

"Here burn Purity, Truth, and Sincerity. They are  
with him throughout this rite and beyond it."

Light the PURPLE Candle and say:

"Power is his. Power to accomplish his ends in this  
rite."

Light ORANGE Candles No. 1 and No. 2 and say:

"That which he would scry is attracted to him as  
is the moth drawn to the candle flame."

Sit for a moment and organize your thoughts. Decide  
exactly what it is you wish to see, then say:

"Around me is built a wall of light;  
Through it may pass only that which will harm  
me not.  
That I may see all there is no question,

\*Equally suitable for crystal-gazing, mirror-gazing, or any other form of  
the Art.

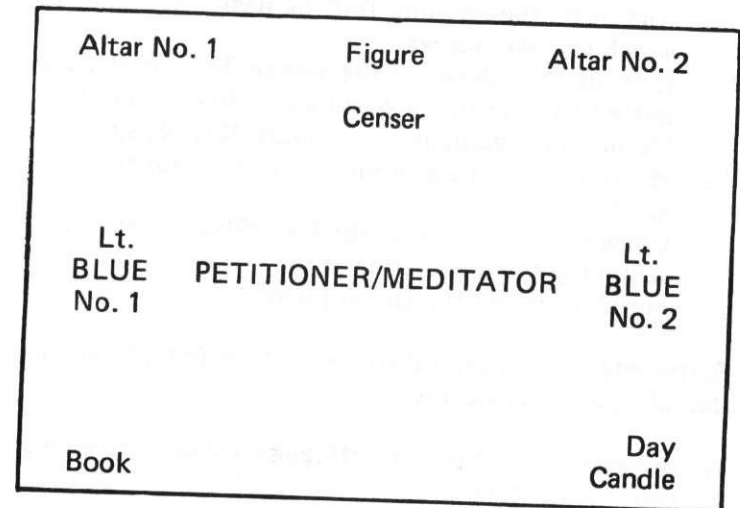
Yet aught I see may not reach out to me.  
 The Gods are my guides as they are my strength.  
 All that is revealed is brought through them;  
 For this do I give thanks."

Turn your back to the illuminated Altar and, clearing your mind of all thoughts, bring your attention to the object of your scrying (crystal, mirror or whatever), which may be either on the floor or on another small table.

After scrying turn once more to the Altar and say:  
 "That which was desired has been accomplished.  
 May the Gods ever be with me and protect me in aught I do."

Extinguish the candles, reversing the order of lighting.

### TO MEDITATE (1)



Light ALTAR Candles 1 and 2.

Light DAY Candle.

Light Incense.

Light PETITIONER's Candle, thinking of him.

Light Lt. BLUE Candles, thinking of peace and tranquility.

Say:

"We have found Thee in the order of nature and in the workings of history.

But we have not known Thee as we should in our lives.

Yet Thou art not far from us, and it is our own mistake when we work for even a single day

without Thy gracious companionship.

Aid us, we beseech Thee, to make real to ourselves Thy presence and Thy help.

May no cloud obscure Thy face, but may the light of Thy glory guide us all our way of life.

Make this day one of joy and growth to us,

And may the evening find us nearer the goal to which we take our way.

Help us to understand the wealth Thou hast committed to us in the rare fruits and flowers that may bloom in the gardens of our souls. May we spare no effort in their care, even as we labor for material good.

Come and counsel us in the high tillage of our lives. And may the ingathering at the last be for our own enrichment and for Thy approval."

Settle into meditation of your own type (e.g., transcendental, mantric-yogic, etc.).

At the end of meditation extinguish candles, reversing the order of lighting.

## TO MEDITATE (2)

Light ALTAR Candles 1 and 2.

Light Incense.

Light DAY Candle.

Light PETITIONER's Candle (Petitioner = Meditator), thinking of yourself, and say:

"This candle is myself, burning steady and true."

Light Lt. BLUE Candles No. 1 and No. 2, and say:

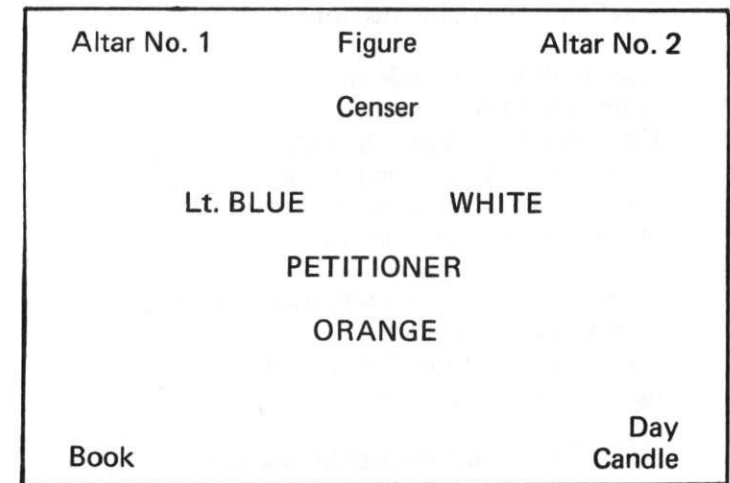
"Here do I find peace and tranquility. A place apart where I may safely meditate and grow in spirituality."

Settle into meditation in your own particular pattern (e.g., transcendental meditation, mantric yoga, or whatever).\* At end of meditation period extinguish candles, reversing the order of lighting.

\*Some recommended books on meditation: *The TM Book* by Denise Denniston and Peter McWilliams; *Meditate the Tantric Yoga Way* by Swami Jyotirmayananda; *Buddhist Meditation* by G. Constant Lounsbury; *Why and How of Meditation* by Russ Michael.



### TO CAUSE DREAMS (1)



Light ALTAR Candles 1 and 2.

Light Incense.

Light PETITIONER's Candle, thinking of him.

Light Lt. BLUE Candle, thinking of peace and tranquility.

Light ORANGE Candle, thinking of what it is you wish to dream about.

Light WHITE Candle, thinking of truth in your dreams.

Say:

*(Psalm 11)*

"I in the Lord to put my trust;  
how is it then that ye  
Say to my soul, Flee, as a bird,

unto your mountain high?

For, lo, the wicked bend their bow,  
 their shafts on string they fit,  
 That those who upright are in heart  
 they privily may hit.  
 If the foundations be destroy'd,  
 what hath the righteous done?

God in his holy temple is,  
 in heaven is his throne:  
 His eyes do see, his eyelids try  
 men's sons. The just he proves:  
 But his soul hates the wicked man,  
 and him that violence loves.

Snares, fire and brimstone, furious storms,  
 on sinners he shall rain:  
 This, as the portion of their cup,  
 doth unto them pertain.

Because the Lord most righteous doth  
 in righteousness delight;  
 And with pleasant countenance  
 beholdeth the upright."

Sit quietly for a few minutes before extinguishing the candles. This ritual should be performed at night, before going to bed, when dreams are desired.

## TO CAUSE DREAMS (2)

Light ALTAR Candles 1 and 2.

Light DAY Candle.

Light Incense.

Light PETITIONER's Candle, saying:

"Here is . . . (Name) . . . , the subject of this rite."

Light Lt. BLUE Candle and say:

"Here burn Tranquility and Patience, necessary for the accomplishment of the desire."

Light ORANGE Candle and say:

"Here is the attraction of that desire, that he may dream the dreams he would wish and see and experience all that he wills."

Light WHITE Candle and say:

"For Truth in all that he sees, is this flame lit."

Close your eyes for a moment and see the Petitioner (or yourself) completely surrounded and enveloped in a white light. After a few minutes of this open your eyes again and say:

"Whence comes the wind that blows softly through the trees?

And whither doth it go?

Yet in its gentle passing do we not feel

Its soft velvet touch upon our cheek?

Like the flutter of a butterfly's wings,

Now sensed; now lost!  
 For all its reality we cannot reach out and touch,  
 And grasp, the wind.  
 It is there; yet it is not!  
 How real too is our sense of sight  
 When we see, in dreams, the ones we love.  
 Again we see them and talk with them,  
 And walk and love again.  
 Yet are they there?  
 Will they come when we call?  
 Can we see and do what we will?  
 Yes, and yes again. 'Tis true!  
 All that which we desire to see, to experience,  
 In our dreams, is ours for the asking.  
 Will, and it shall come!  
 Ask, and it shall be given!  
 Know that the power is within us,  
 And all that we desire shall be ours!"

Sit quietly for a few moments before extinguishing the candles. This ritual should be performed at night, before going to bed, when dreams are desired.

### TO INCREASE YOUR POWER\* (1)

Altar No. 1	Figure	Altar No. 2
	Censer	
	PURPLE No. 1	
PURPLE No. 7		PURPLE No. 2
	PETITIONER	
PURPLE No. 6	GOLD	PURPLE No. 3
	PURPLE No. 5	PURPLE No. 4
Book		Day Candle

Light ALTAR Candles 1 and 2.

Light Incense.

Light PETITIONER's Candle, thinking of him.

Light GOLD Candle, thinking of Power being attracted to him.

Light DAY Candle.

(Note: This ritual should be started seven days before

\*Good for scrying powers, magickal powers, healing powers, ESP, etc.

the full of the Moon. The DAY Candle is of the appropriate color for the ritual day (see *Table 3*) and will therefore be a different candle each day the ritual is performed.)

Light PURPLE Candle No. 1, thinking of Power—power to heal, or scry, or whatever the desire.

(*Note:* The second day of the ritual here light PURPLE Candles No. 1 and No. 2; the third day, PURPLE Candles No. 1, No. 2, and No. 3; and so on.)

Say:

(*Psalm 127*)

“Except the Lord to build the house  
the builders lose their pain.  
Except the Lord the city keep,  
and watchmen watch in vain.  
’Tis vain for you to rise betimes,  
or late from rest to keep,  
To feed on sorrows’ bread; so gives  
he his beloved sleep.

Lo, children are God’s heritage,  
the womb’s fruit his reward.  
The sons of youth as arrows are,  
for strong men’s hands prepar’d.  
O happy is the man that hath  
his quiver fil’d with those;  
They unashamed in the gate  
shall speak unto their foes.”

Sit quietly for a while thinking of power building within the Petitioner. Then, say again:

“Except the Lord to build the house,  
the builders lose their pain,  
Except the Lord the city keep,  
and watchmen watch in vain.  
’Tis vain for you to rise betimes,

or late from rest to keep,  
To feed on sorrows’ bread; so gives  
he his beloved sleep.

Lo, children are God’s heritage,  
the womb’s fruit his reward.  
The sons of youth as arrows are,  
for strong men’s hands prepar’d.  
O happy is the man that hath  
his quiver fil’d with those;  
They unashamed in the gate  
shall speak unto their foes.”

Extinguish the candles, reversing the order of lighting.

## TO INCREASE YOUR POWER\* (2)

Light ALTAR Candles 1 and 2.

Light Incense.

Light PETITIONER's Candle, thinking hard about him, and say:

"Here stands . . . (Name) . . . , a Man of Power. He possesses great potential, which but awaits the signal to appear."

Light GOLD (or Yellow) Candle, and say:

"This is the flame of attraction, and of confidence. Through it will his potential be realized."

Light the DAY Candle.

*(Note: This ritual should be started seven days before the Full Moon. The DAY Candle is of the appropriate color for the ritual day (see Table 3) and will therefore, of course, be a different candle each day the ritual is performed.)*

Light PURPLE Candle No. 1.

*(Note: The second day of the ritual here light PURPLE Candles No. 1 and No. 2; the third day, PURPLE Candles No. 1, No. 2, and No. 3; and so on.)*

Say:

"The power within . . . (Name) . . . burns steady as a flame, increasing in strength as day follows day. Ever is it present; every may it be used. For however

\*Good for scrying powers, magickal powers, healing powers, ESP, etc.

much is drawn off so is it replenished threefold.”

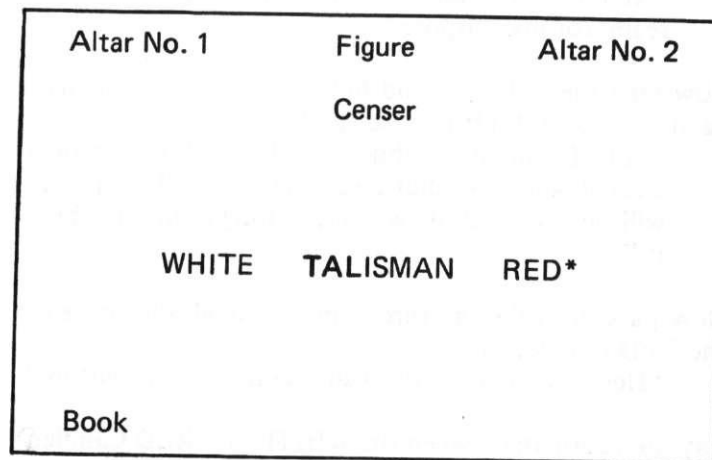
Sit, or kneel, comfortably and meditate on Petitioner, seeing his/her power—be it healing, ESP, magickal, or whatever—growing and growing. In your mind picture Petitioner surrounded by a deep purple light or mist. See this light building in size and density, then see it being absorbed *into* Petitioner. No sooner is it absorbed than more develops, to be absorbed in turn. Keep up this concentrated meditation for as long as you are able, then relax and clear your mind completely. Say:

“So grows the power for . . . (Name) . . . , ever increasing and ever replenished. As day follows day, so does the power grow. The more it is used, the more it grows in strength. Let it be ever thus.”

Extinguish the candles, reversing the order of lighting.

## CONSECRATION OF AN AMULET OR TALISMAN

(This Ritual is for the consecration of a Talisman, an Amulet, or “Good Luck Charm.” The Talisman may be one that was made for you by someone else, or one that you made yourself. The latter is preferable. For details on the making of Talismans see other titles in the *Practical Magick Series*.)



Light ALTAR Candles 1 and 2.

Light Incense (Frankincense recommended).

Light WHITE Candle and say:

“Here burns the sincerity of . . . (Petitioner’s Name)  
 . . . His belief in the Power of the Talisman burns  
 as strongly as does this flame. It will never die.”



Light RED\* Candle and say:

“Here is the Love\* that goes into the Talisman.  
For the Talisman is a Storehouse of the Power of  
Love.”

Take up the Talisman and, holding it by the edge, pass it three times through the flame of the WHITE Candle, turning it over so that both sides are touched by the flame. (Don't burn your fingers!) Say:

“By fire do I cleanse this Talisman of any and all impurities that may dwell within it.”

Now pass it three times through the smoke of the incense, saying:

“And by the Gods I cense and cleanse it to be ready for my purpose.”

Now take the Talisman and hold it firmly in your right hand (left hand if left-handed) and say:

“This Talisman I imbue with Love. Whoever shall wear it shall feel that awesome power. That power will be ever with its wearer, so long as he shall bear it.”

Now pass the Talisman three times through the flame of the RED Candle. Say:

“Here is that Love, fully consecrated within.”

Lay the Talisman between the WHITE and RED Candles. Extinguish the flames.

Let the Talisman remain undisturbed for three hours. It should then be carried, or worn, by its owner, preferably worn next to the skin.

*\*The color and purpose of this candle will depend upon the purpose of the Talisman (e.g., red for love; blue for health; green for fertility, etc.).*

### *The Darker Side*

Any talk of candle-burning is invariably, in the "popular mind," associated with the so-called Voodoo practice of sticking pins into a wax figure (actually this is not specifically a voodoo practice. It is purely an act of Black Magic). Wax *may* be stuck—and candles burned—for evil purposes, but it is a very dangerous practice, one which can very easily backfire on the practitioner. It may help to describe this particular ritual.

The Practitioner takes a piece of wax, or clay, and proceeds to work it, forming it into the general shape of a human being. All the time he is working the Practitioner keeps his mind firmly on the intended Victim. The figure may be basically very crude in shape, with no facial or body details—just a body, head, two arms and two legs—but the Practitioner sees it as representing the Victim. He sees the Victim's face on the figure. He sees the details of his body, his stance, his gestures. To him it *is* the Victim.

If there is anything belonging to the Victim that can be mixed into the wax it will help tremendously with the *identification*. Traditionally nail parings, hair clippings, or the like are worked in. These create a tremendous bond between Figure and Victim.

When completed, the figure must be named—a parody of baptism. It is sprinkled with salted water and then held in the smoke of incense while the Practitioner names it for the intended Victim. When that has been

done it may be wrapped in a clean white cloth and put on one side until needed.

To actually work the malefic magic, the Practitioner takes nine new, unused pins. He lays the wax effigy before him and taking the pins one at a time, jabs them into the figure with the wish that a particular thing shall happen. For example, he may jab the pins into the figure's head with the words, "May . . . (Name) . . . be driven insane!" Or he may stab the figure in the chest, with the words, "May . . . (Name) . . . have a heart attack!" For this *sympathetic* magic to work the Practitioner must be really worked up, really angry—must feel so incensed against his intended victim that if he were present in person he, the Practitioner, would certainly attack him physically.

The big precaution that must be taken by the Practitioner is in his handling of the pins. As he thrusts in each one he must be extremely careful that he does not touch any of the other pins he has pushed in. Should he accidentally brush against even one of them then *the whole curse* (for that is precisely what it is) *will come back on him!*

\* \* \*

It is interesting to find a custom still very much alive in parts of Britain which involves sticking pins into a candle. Traditionally, if a young woman has been jilted, she should take a candle—it need not be black—and light it. Sitting before it, she should stick two new pins into it, from opposite sides. They should go in far enough to reach the wick. She then recites:

" 'Tis not these pins I wish to burn,  
But . . . (Name) . . . 's heart I wish to turn.  
May he neither sleep nor rest  
Till he hath granted my request."

She must then sit and watch the candle burn down to the pins, all the time thinking of her lover.

\* \* \*

It is possible to purchase special figure candles—usually a red-wax female and black-wax male—from certain suppliers. These are candles in crude human form, with a regular wick running through them. They can be used as in the above described Black ritual. Since such a candle is already formed then it *must* have some object belonging to the Victim attached to it, to personalize it. It must also, of course, be sprinkled, censed, and named.

When the pins have been stuck into such a figure-candle and the curse is complete, the Practitioner may light the wick and let the candle burn completely down. In this way, the curse is absolutely irrevocable.

\* \* \*

The "Hand of Glory" is occasionally mentioned in writings on Black Magic and Sorcery. This hand was, in effect, a form of candelabra. It was actually a hand cut from a dead man, hanging from a gibbet. This gruesome object would be set upright, usually on a chimney-mantel, and five candles set on the tips of the fingers and thumb. The candles were invariably black.

According to an eighteenth century work\*, "The use

\**Secrets merveilleux de la magie naturelle et cabalistique du Petit Albert* (1722)

of the Hand of Glory is to stupefy those to whom it is displayed and render them motionless, in such a way that they can no more stir than if they were dead. It is thus prepared: Take the right or left hand of a felon who is hanging from a gibbet beside a highway; wrap it in part of a funeral pall and so wrapped squeeze it well. Then put it into an earthenware vessel with zimat, nitre, salt and long peppers, the whole well powdered. Leave it in this vessel for two weeks, then take it out and expose it to full sunlight during the dog-days (August, September and October) until it becomes quite dry. If the sun is not strong enough, put it in an oven heated with fern and vervain. Next make a kind of candle with the fat of a gibbeted felon, virgin wax, sesame, and ponie, and use the Hand of Glory as a candlestick . . . then those in every place into which you go with this baneful instrument shall remain motionless."

Henri Gamache claims to have found examples of a more modern version of the Hand of Glory. In *The Master Key to Occult Secrets* he says: "About two pounds of molding clay are obtained and this is formed into the shape of a human hand. A few strands of hair, pieces of cloth taken from the clothes of the enemy or adversary or the person over whom one wishes to hold sway, is mixed with the clay. A socket is molded in the palm of the hand large enough to hold a candle.

"Then a black candle is obtained and dressed with oil. This can be the kind of oil called 'confusion oil' or 'essence of bend over'. The oil is rubbed on the candle while saying: 'With this oil, I thee control.' The operator concentrates on the person who is the subject of the ritual. The candle is inserted in the socket and burned a few minutes each midnight for seven nights."

\* \* \*

None of the above malefic forms of magic are recommended. Not only can they be dangerous in themselves—as with the necessarily careful placing of the pins—but they may well be reflected back on the Operator, in greatly magnified form, by the intended victim, should he have the knowledge (this he could do through the use of a "Witch's Bottle" or the like). Do not, therefore, ever attempt to "play" with magic. For magic is a very real power and should be treated with great respect.

## RITUALS WITHOUT CANDLES

Over the years since this book first appeared, I have received a number of letters from people, who, through circumstances of living, are unable to burn candles or incense and/or are unable to chant. Some live with parents, relatives, or roommates who would not understand. Some have inquisitive neighbors. One lady says that she lives with a number of cats who would be bound to disturb any arrangement of candles. They all say the same thing: "What can *I* do? Is there any simple, yet effective magick that can be worked without the use of these tools?"

There *is* a magickal practice that fills the bill and it is closely related to candleburning. It can be extremely effective and can be done virtually anywhere at any time. It is Creative Visualization.

We can all visualize. When you are stuck in the office but wish you were out on the golf course, you can close your eyes and *see* the golf course with its smooth greens, roughs, sand traps and all. It is not difficult to visualize. When you are thirsty and long for a nice cold beer (soda, or whatever), you can close your eyes and *see* that beer. In fact the "seeing" of it – the visualization – creates more of a longing and drives you on to the goal of obtaining the beer. So why not let that visualization work for you? Let it create that which you most desire.

Does this mean that if you want to win a million dollars in a lottery, you can just close your eyes and see

it, then it's yours? No, of course not. As with all magick (and most other things in life) there are certain rules; certain paths that must be followed if you are to arrive at your destination. The first of these is to set a **REALISTIC GOAL**.

I once lived near two brothers, Eugene and Carlson. They were as different as could be in all things and served as excellent examples, both of how to go about getting what you want and how *not* to go about getting what you want, by whatever means. Take jobs, for example. When they left school both boys wanted good-paying jobs. Carlson declared that he would never settle for a low-paying job . . . he was going to live the good life! Eugene didn't say much but went out and got a job as a bag-packer at the local supermarket. It paid very little, but it was something.

As the months wore on, Carlson kept on looking for a job that was not "beneath him". Meanwhile Eugene was promoted to working the cash-register and from there later progressed to assistant manager.

Carlson not only wanted a fine job, he also wanted a new, expensive, car. While he kept searching — and growing more bitter — Eugene bought himself an old, secondhand, Volkswagen. After he had been working for a while, and had saved a little money, he traded it in for a better secondhand car.

Eventually, of course, Carlson had to break down and take what job he could get. He remained bitter. By that time Eugene was a store manager and owned a brand-new car.

This slice of life is a good example of setting realistic goals. Carlson's goal — to "start at the top", with a top job and a new car — was *unrealistic*. Eugene's — working up, a step at a time — was realistic. Now the same type of advancement holds true in Creative Visualization. You cannot conjure up a brand-new Cadillac but, if the

need exists for a car, you can certainly conjure up a secondhand vehicle and go on from there.

Does this mean you can never get a brand-new car through Creative Visualization? No. It simply means that, with some things, you may have to take several steps to get there rather than just one. If a new Cadillac *is* your goal in life — the one thing above all others that you feel you *must* have — then it is going to take a number of steps to get it. Like Eugene, you should start out with a second-hand car. Know that it is only a step in the direction you wish to go. Know that that car will soon give way to another, better, secondhand vehicle and that, in turn, perhaps to a third. But know also that these *Step-Goals* are all leading to the final goal the Ultimate Goal . . . you *will* eventually be trading-in your last secondhand car and getting that new Cadillac.

So when your Ultimate Goal seems far-distant set Step-Goals. Plan them out. How many steps, **REALISTICALLY**, do you think it will take to get to where you want to be? Put it down on paper and decide, then you'll know in which direction you are heading and how long it may take to get there.

Along with a realistic goal you must also set a **REALISTIC TIME LIMIT**. Your car — whether new or old — will not appear in your driveway overnight. Creative Visualization is not a Magick Wand to be waved for instant magick. Like all magick, you have to work at it, so decide for how long you are going to work. Generally speaking, a month is a good length of time. In fact, as you will see below, it can help to tie-in your Creative Visualization with the phases of the Moon. Not everything can be accomplished in one month, of course, but think in terms of lunar units . . . one month; two months; three months.

To get that first secondhand car, one month is a



REASONABLE TIME, when you've got the car and have enjoyed it for awhile, then you can start thinking about the trade up. A better car will take a little longer, so when you're ready to start, allow *two months on that one*. So on with each step up towards that final goal.

The important move now is to work out your program *on paper*. What are your goals? . . . the Ultimate, and, if necessary, the Step-Goals? What are the time limits? Here is the place to really consider the *form* your goal will take. With something like a car, it's fairly distinct. But take a goal like a "better job." What sort of job? In what way "better"? More pay? Less work? Pleasanter surroundings? BE VERY SPECIFIC. Write it all down, so that it's not just a fuzzy, vague idea in the back of your mind. You want to move from that lousy apartment into a house? What sort of house? A baronial mansion, or an unpretentious little cottage? (Remember to start small.) Let there be no ambiguity. Write down all the details, and if necessary, draw a picture.

Pictures can be great aids for Creative Visualization. Again, you can use the example of a new car — on the wall of your room hang a photograph of the specific car you want. Look at it often. Be able to see it at any time, with your eyes closed. See it and know that IT IS YOUR CAR. The same with anything else you are working towards. If you can't have a picture, hang up a word or sentence, "PLEASANT WORKING CONDITIONS WITH FRIENDLY CO-WORKERS" . . . "\$275" . . . "SUEDE LEATHER JACKET" . . . write it in bold letters and hang it on the wall of your room, or round the mirror on your dressing table. See it and keep seeing it.

To return, for a moment, to the question of whether or not the goal is realistic — are you sure you really *do* want whatever it is? If you want a house rather than

the apartment . . . can you afford to keep a house? Have you considered the attendant maintenance, taxes, utilities, etc., that go with a house and not necessarily with an apartment? That car you want . . . will you be able to afford to run it when you've got it? Have you considered the rising price of gas, the insurance, taxes, etc.?

As you see, there are many things to consider when you are wishing for change. But once you've considered all the pros and cons and have made up your mind . . . THINK POSITIVE. Get your goal clear in your mind and then go for it! It is going to require hard work and dedication; it is going to require patience. But it can be done.

So much for the general details: now for the mechanics of the process. When do you do your Creative Visualization? How? And where?

You can really do it anywhere but, for best results, I would recommend much the same thing that I suggested for Candleburning. Let it be somewhere that is quiet; where you don't hear the stereo or the television. In your bedroom is probably the best place. Make sure that you will remain undisturbed for the twenty minutes or so you will be working. Dress comfortably (or don't dress at all). You can either sit in a chair or lie on your bed.

If you sit in a chair, let it be one with good back support and — most important — one that allows you to sit with your back *straight*. Whether sitting or lying, the important thing is to have your spine as straight as possible. The chair may have arms on which you can rest your arms. If it does not have arms then let your hands rest lightly in your lap.

The morning or early evening is possibly the best time to do your Visualization. Late evening is not good since

you will be tired and may just fall asleep, so do it when you feel rested. And try to do it at the same time every day.

If you are in a situation where you can burn incense, then burn a little while you work at this. Any pleasant-smelling incense will do, though a combination of frankincense cinnamon and mastic is a great aid to concentration.

Relax your body and start off with some heavy breathing. Try the following exercise:—

Allow the head to tip fully backwards. Breathe deeply in and out three times. Return to the upright position. Tip the head as far as possible to the left. Breathe deeply in and out three times. Return to the upright position. Tip the head as far as possible to the right. Breathe deeply in and out three times. Return to the upright position.

Allow the head to fall forward then move it in a circle, counterclockwise, three times.

Repeat the last exercise, moving the head clockwise three times.

Return to the upright position.

Breathe in through the nose with a number of short, sharp, intakes until the lungs are full. Hold it a moment, then suddenly exhale through the mouth with a "Hah!" sound. Do this three times.

Breathe in slowly and fully, through the right nostril (if necessary, hold the left one closed). Hold it a moment then exhale slowly through the mouth. Do this three times then repeat, breathing in through the left nostril and out through the right nostril.

Now feel your body relaxing and, breathing normally but deeply, concentrate your thoughts till you can imagine your whole body encased in a ball of white light. This is the white light of purity and of protection.

Never start any psychic exercise without first placing yourself within this light.

Now, to finish calming your body and to "center" you, chant a short psalm. If you are able to do this aloud, do so. If not (through close proximity of room-mates) then say it quietly to yourself. You can either say the Christian Twenty-Third Psalm or the Pagan Seax-Wica Psalm\*, which is as follows:—

"Ever as I pass through the ways  
Do I feel the presence of the Gods.  
I know that in aught I do  
They are with me  
And I with them,  
Forever.  
No evil shall be entertained,  
For Purity is the dweller  
Within me and about me.  
For good do I strive  
And for good do I live.  
Love unto all things.  
So be it, Forever."

I have mentioned working with the Moons. Start your work immediately following the Full Moon. You are going to be working at it for one lunar month (twenty-eight days) so, although you will be starting off in the waning cycle, you will be doing your best work — and working up to the climax — in the waxing cycle, culminating at the next Full Moon. That is as it should be.

You are now ready to start your Creative Visualization. You are relaxed. You are protected. You have a clear goal in mind and know that it can be achieved.

\* Copyright Raymond Buckland 1981

Close your eyes and see your objective in your mind's eye. See it and KNOW that *IT IS YOURS*. Do not see it and just wish that it were yours, or see it on the way to being yours. See it and KNOW that it *is* yours. If it's a car, see yourself driving it. See it in your garage. See yourself polishing it and filling it with gas. See yourself putting the keys in your pocket.

If it's a job, see yourself working *at* the job. Not just getting it but already there and working. If it's a promotion, see yourself in the new position. We create our own reality so do it in the most positive sense. Create it by seeing, always, the end result – the goal achieved.

Keep up this visualization for at least ten minutes. Afterwards, relax. Gradually bring yourself back to your surroundings, slowly dissipating the sphere of white light about you. You will afterwards feel refreshed; not depleted.

Do your Creative Visualization every day. Think positive and have patience. You will gain your goals.

On the following pages you will find listed, with their current prices, some of the books now available on related subjects. Your book dealer stocks most of these and will stock new titles in the Llewellyn series as they become available. We urge your patronage.

#### TO GET A FREE CATALOG

To obtain our full catalog, you are invited to write (see address below) for our bi-monthly news magazine/catalog, *Llewellyn's New Worlds of Mind and Spirit*. A sample copy is free, and it will continue coming to you at no cost as long as you are an active mail customer. Or you may subscribe for just \$10 in the United States and Canada (\$20 overseas, first class mail). Many bookstores also have *New Worlds* available to their customers. Ask for it.

#### TO ORDER BOOKS AND TAPES

If your book store does not carry the titles described on the following pages, you may order them directly from Llewellyn by sending the full price in U.S. funds, plus postage and handling (see below).

**Credit card orders:** VISA, MasterCard, American Express are accepted. Call toll-free within the USA and Canada at 1-800-THE-MOON.

**Special Group Discount:** Because there is a great deal of interest in group discussion and study of the subject matter of this book, we offer a 20% quantity discount to group leaders or agents. Our Special Quantity Price for a minimum order of five copies of *Practical Candle Burning Rituals* is \$27.80 cash-with-order. Include postage and handling charges noted below.

**Postage and Handling:** Include \$4 postage and handling for orders \$15 and under; \$5 for orders *over* \$15. There are no postage and handling charges for orders over \$100. Postage and handling rates are subject to change. We ship UPS whenever possible within the continental United States; delivery is guaranteed. Please provide your street address as UPS does not deliver to P.O. boxes. Orders shipped to Alaska, Hawaii, Canada, Mexico and Puerto Rico will be sent via first class mail. Allow 4-6 weeks for delivery. **International orders:** Airmail – add retail price of each book and \$5 for each non-book item (audiotapes, etc.); Surface mail – add \$1 per item.

**Minnesota residents add 7% sales tax.**

**Mail orders to:**

**Llewellyn Worldwide**

**P.O. Box 64383-048, St. Paul, MN 55164-0383, U.S.A.**

For customer service, call (612) 291-1970.

Prices subject to change without notice.

## THE COMPLETE BOOK OF INCENSE, OILS AND BREWS

by Scott Cunningham

For centuries the composition of incenses, the blending of oils, and the mixing of herbs have been used by people to create positive changes in their lives. With this book, the curtains of secrecy have been drawn back, providing you with practical, easy-to-understand information that will allow you to practice these methods of magical cookery.

Scott Cunningham, world-famous expert on magical herbalism, first published *The Magic of Incense, Oils and Brews* in 1986. *The Complete Book of Incense, Oils and Brews* is a revised and expanded version of that book. Scott took readers' suggestions from the first edition and added more than 100 new formulas. Every page has been clarified and rewritten, and new chapters have been added.

There is no special, costly equipment to buy and ingredients are usually easy to find. The book includes detailed information on a wide variety of herbs, sources for purchasing ingredients, substitutions for hard-to-find herbs, a glossary, and a chapter on creating your own magical recipes.

0-87542-128-8, 288 pgs., 6 x 9, illus., softcover \$12.95

## CUNNINGHAM'S ENCYCLOPEDIA OF MAGICAL HERBS

by Scott Cunningham

This is the most comprehensive source of herbal data for magical uses ever printed! Almost all of the over 400 herbs are illustrated, making this a great source for herb identification. For each herb you will also find: magical properties, planetary rulerships, genders, associated deities, folk and Latin names and much more. To make this book even easier to use, it contains a folk name cross reference, and all of the herbs are fully indexed. There is also a large annotated bibliography, and a list of mail order suppliers so you can find the books and herbs you need. Like all of Cunningham's books, this one does not require you to use complicated rituals or expensive magical paraphernalia. Instead, it shares with you the intrinsic powers of the herbs. Thus, you will be able to discover which herbs, by their very nature, can be used for luck, love, success, money, divination, astral projection, safety, psychic self-defense and much more. Besides being interesting and educational it is also fun, and fully illustrated with unusual woodcuts from old herbals. This book has rapidly become the classic in its field. It enhances books such as 777 and is a must for all Wiccans.

0-87542-122-9, 336 pgs., 6 x 9, illus., softcover \$12.95

Prices subject to change without notice.

## HOW TO HEAL WITH COLOR

by Ted Andrews

Anyone can learn to facilitate and accelerate the healing process on all levels with the simple color therapies in *How to Heal with Color*. Color serves as a vibrational remedy that interacts with the human energy system to stabilize physical, emotional, mental and spiritual conditions. When there is balance, we can more effectively rid ourselves of toxins, negativities and patterns that hinder our life processes.

This book provides color application guidelines that are beneficial for over 50 physical conditions and a wide variety of emotional and mental conditions. Receive simple and tangible instructions for performing "muscle testing" on yourself and others to find the most beneficial colors. Learn how to apply color therapy through touch, projection, breathing, cloth, water and candles. Learn how to use the little known but powerful color-healing system of the mystical Qabala to balance and open the psychic centers. Plus, discover simple techniques for performing long distance healings on others.

0-87542-005-2, 240 pgs., mass market, illus.

\$4.99

## HOW TO UNCOVER YOUR PAST LIVES

by Ted Andrews

Knowledge of your past lives can be extremely rewarding. It can assist you in opening to new depths within your own psychological makeup. It can provide greater insight into present circumstances with loved ones, career and health. It is also a lot of fun.

Now Ted Andrews shares with you nine different techniques that you can use to access your past lives. Between techniques, Andrews discusses issues such as karma and how it is expressed in your present life; the source of past life information; soul mates and twin souls; proving past lives; the mysteries of birth and death; animals and reincarnation; abortion and pre-mature death; and the role of reincarnation in Christianity.

To explore your past lives, you need only use one or more of the techniques offered. Complete instructions are provided for a safe and easy regression. Learn to dowse to pinpoint the years and places of your lives with great accuracy, make your own self-hypnosis tape, attune to the incoming child during pregnancy, use the tarot and the cabala in past life meditations, keep a past life journal and more.

0-87542-022-2, 240 pgs., mass market, illus.

\$4.99

Prices subject to change without notice.



**THE LLEWELLYN PRACTICAL GUIDE  
TO ASTRAL PROJECTION**

by Denning & Phillips

Yes, your consciousness can be sent forth, out of the body, with full awareness and return with full memory. You can travel through time and space, converse with nonphysical entities, obtain knowledge by nonmaterial means, and experience higher dimensions.

Is there life after death? Are we forever shackled by time and space? The ability to go forth by means of the Astral Body, or Body of Light, gives the personal assurance of consciousness (and life) beyond the limitations of the physical body. No other answer to these ageless questions is as meaningful as experienced reality.

The reader is led through the essential stages for the inner growth and development that will culminate in fully conscious projection and return. Not only are the requisite practices set forth in step-by-step procedures, augmented with photographs and "puts-you-in-the-picture" visualization aids, but the vital reasons for undertaking them are clearly explained. Beyond this, the great benefits from the various practices themselves are demonstrated in renewed physical and emotional health, mental discipline, spiritual attainment, and the development of extra faculties.

Guidance is also given to the Astral World itself: what to expect, what can be done—including the ecstatic experience of Astral Sex between two people who project together into this higher world where true union is consummated free of the barriers of physical bodies.

0-87542-181-4, 266 pgs., 5-1/4 x 8, illus., softcover

\$8.95

**THE LLEWELLYN DEEP MIND TAPE  
FOR ASTRAL PROJECTION**

by Denning & Phillips

This is a tool so powerful that it is offered only for use in conjunction with the above book. The authors of this book are adepts fully experienced in all levels of psychic development and training, and have designed this 90-minute cassette tape to guide the student through full relaxation and all the preparations for projection, and then—with the added dimension of the authors' personally produced electronic synthesizer patterns of sound and music—they program the Deep Mind through the stages of awakening, and projection of, the astral Body of Light. And then the programming guides your safe return to normal consciousness with memory—enabling you to bridge the worlds of Body, Mind and Spirit.

The Deep Mind Tape is a powerful new technique combining guided Mind Programming with specially created sound and music to evoke deep-level response in the psyche and its psychic centers for controlled development, and induction of the Out-Of-Body Experience.

0-87542-168-7, 90-minute cassette tape

\$9.95

Prices subject to change without notice

**THE LLEWELLYN PRACTICAL GUIDE TO  
THE DEVELOPMENT OF PSYCHIC POWERS**

by Denning & Phillips

You may not realize it, but you already have the ability to use ESP, Astral Vision and Clairvoyance, Divination, Dowsing, Prophecy, and Communication with Spirits.

Written by two of the most knowledgeable experts in the world of psychic development, this book is a complete course—teaching you, step-by-step, how to develop these powers that actually have been yours since birth. Using the techniques, you will soon be able to move objects at a distance, see into the future, know the thoughts and feelings of another person, find lost objects and locate water using your no-longer latent talents.

Psychic powers are as much a natural ability as any other talent. You'll learn to play with these new skills, working with groups of friends to accomplish things you never would have believed possible before reading this book. The text shows you how to make the equipment you can use, the exercises you can do—many of them at any time, anywhere—and how to use your abilities to change your life and the lives of those close to you. Many of the exercises are presented in forms that can be adapted as games for pleasure and fun, as well as development.

0-87542-191-1, 272 pgs., 5 1/4 x 8, illus., softcover

\$9.95

**THE LLEWELLYN PRACTICAL GUIDE TO  
PSYCHIC SELF-DEFENSE AND WELL-BEING**

by Denning & Phillips

Psychic well-being and psychic self-defense are two sides of the same coin, just as are physical health and resistance to disease. Each person (and every living thing) is surrounded by an electromagnetic force field, or AURA, that can provide the means to psychic self-defense and to dynamic well-being. This book explores the world of very real "psychic warfare" of which we are all victims.

Everyone is subjected to psychic stress and psychological bombardment: advertising promotions that play upon primitive emotions, political and religious appeals that work on feelings of insecurity and guilt, noise, threats of violence and war, news of crime and disaster, etc.

This book shows the nature of genuine psychic attacks—ranging from actual acts of black magic to bitter jealousy and hate—and the reality of psychic stress, the structure of the psyche and its interrelationship with the physical body. It shows how each person must develop a powerful defense-shield, to gain physical protection and energetic well-being that protect from physical violence, accidents ... even ill health.

0-87542-190-3, 306 pgs., 5 1/4 x 8, illus., softcover

\$9.95

Prices subject to change without notice.

## THE LLEWELLYN ANNUALS

**Llewellyn's MOON SIGN BOOK:** Approximately 500 pages of valuable information on gardening, fishing, weather, stock market forecasts, personal horoscopes, good planting dates, and general instructions for finding the best date to do just about anything! Articles by prominent forecasters and writers in the fields of gardening, astrology, politics, economics and cycles. This special almanac, different from any other, has been published annually since 1906. It's fun, informative and has been a great help to millions in their daily planning. **State year \$4.99**

**Llewellyn's SUN SIGN BOOK:** Your personal horoscope for the entire year! All 12 signs are included in one handy book. Also included are forecasts, special feature articles, and an action guide for each sign. Monthly horoscopes are written by Gloria Star, author of *Optimum Child*, for your personal sun sign and there are articles on a variety of subjects written by well-known astrologers from around the country. Much more than just a horoscope guide! Entertaining and fun the year around. **State year \$4.99**

**Llewellyn's DAILY PLANETARY GUIDE:** Includes all of the major daily aspects plus their exact times in Eastern and Pacific time zones, lunar phases, signs and voids plus their times, planetary motion, a monthly ephemeris, sunrise and sunset tables, special articles on the planets, signs, aspects, a business guide, planetary hours, rulerships, and much more. Large 5 1/4 x 8 format for more writing space, spiral bound to lie flat, address and phone listings, time-zone conversion chart and blank horoscope chart. **State year \$7.95**

**Llewellyn's ASTROLOGICAL CALENDAR:** Large wall calendar of 48 pages. Beautiful full-color cover and full-color paintings inside. Includes special feature articles by famous astrologers, and complete introductory information on astrology. It also contains a lunar gardening guide, celestial phenomena, a blank horoscope chart, and monthly date pages which include aspects, Moon phases, signs and voids, planetary motion, an ephemeris, personal forecasts, lucky dates, planting and fishing dates, and more. 10 x 13 size. Set in Eastern time, with fold-down conversion table for other time zones worldwide. **State year \$10.00**

**Llewellyn's MAGICAL ALMANAC:** This beautifully illustrated almanac explores traditional earth religions and folklore while focusing on magical myths. Each month is summarized in a two-page format with information that includes the phases of the moon, festivals and rites for the month, as well as detailed magical advice. This is an indispensable guide is for anyone who is interested in planning rituals, spells and other magical advice. It features writing by some of the most prominent authors in the field. **State year \$6.95**

Prices subject to change without notice.

## SECRETS OF GYPSY FORTUNETELLING

by Ray Buckland

This book unveils the Romani secrets of fortunetelling, explaining in detail the many different methods used by these nomads. For generations they have survived on their skills as seers. Their accuracy is legendary. They are a people who seem to be born with "the sight" ... the ability to look into the past, present and future using only the simplest of tools to aid them. With *Secrets of Gypsy Fortunetelling* you will learn to read palms, to interpret the symbols in a teacup, to read cards ... both the Tarot and regular playing cards. Here are revealed the secrets of interpreting the actions of animals, of reading the weather, of recognizing birthmarks and the shape of hands. Impress your friends with your knowledge of many of these lesser Mysteries, uncommon forms of fortunetelling known only to a few.

The methods of divination presented in this book are all practical methods—no expensive or hard-to-get items are necessary. The Gypsies are accomplished at using natural objects and everyday items to serve them in their endeavors. Some of these mundane items include sticks and stones, knives and needles, cards and dice. Using these non-complex types of objects, and following the traditional Gypsy ways shown, you can become a seer and improve the quality of your own life and of these lives around you.

0-87542-051-6, 240 pgs., mass market, illus.

\$4.99

## THE MAGICAL HOUSEHOLD

Empower Your Home with Love,  
Protection, Health and Happiness

by Scott Cunningham and David Harrington

Whether your home is a small apartment or a palatial mansion, you want it to be something special. Now it can be with *The Magical Household*. Learn how to make your home more than just a place to live. Turn it into a place of security, life, fun and magic.

Here you will not find the complex magic of the ceremonial magician. Rather, you will learn simple, quick and effective magical spells that use nothing more than common items in your house: furniture, windows, doors, carpet, pets, etc. You will learn to take advantage of the intrinsic power and energy that is already in your home, waiting to be tapped. You will learn to make magic a part of your life. The result is a home that is safeguarded from harm and a place which will bring you happiness, health and more.

0-87542-124-5, 208 pgs., 5-1/4 x 8, illus., softcover

\$8.95

Prices subject to change without notice.



## THE TRUTH ABOUT WITCHCRAFT TODAY

by Scott Cunningham

*The Truth About Witchcraft Today*, is the first real look at the facts about Witchcraft and the religion of Wicca. For centuries, organized religions have perpetrated lies about the ancient practice of Witchcraft, and to this day, many misinformed people think Wicca involves worship of the Devil, sex orgies, and drug use—it just isn't so! As Cunningham plainly states, the practice of magic is not supernatural or Satanic—Witches and folk magicians are only utilizing, through timeless rituals, *natural energies* found within the Earth and our bodies to enrich life by creating positive change.

If you are completely unfamiliar with Witchcraft, and have wondered exactly how magic works, this book was written for you! In a straightforward, easy-to-understand manner, Cunningham explains the differences between folk magic, ritual magic, ceremonial magic, and religious magic. He describes the folk magician's "tools of power"—crystals, herbs, candles, and chants—as well as the ritual tools of the Wiccan: the athame, cauldron, crystal sphere, and pentacle, among others. He also provides an excellent introduction to the practice of magic by delineating two simple folk magic spells, a circle-casting ceremony, and a complete Wiccan ritual.

ISBN: 0-87542-127-X, mass market format, 224 pgs.

\$3.95

## WICCA: A Guide for the Solitary Practitioner

by Scott Cunningham

*Wicca* is a book of life, and how to live magically, spiritually, and wholly attuned with Nature. It is a book of sense and common sense, not only about Magick, but about religion and one of the most critical issues of today: how to achieve the much needed and wholesome relationship with our Earth. Cunningham presents Wicca as it is today—a gentle, Earth-oriented religion dedicated to the Goddess and God. This book fulfills a need for a practical guide to solitary Wicca—a need which no previous book has fulfilled.

Here is a positive, practical introduction to the religion of Wicca, designed so that any interested person can learn to practice the religion alone, anywhere in the world. It presents Wicca honestly and clearly, without the pseudo-history that permeates other books. It shows that Wicca is a vital, satisfying part of twentieth century life.

This book presents the theory and practice of Wicca from an individual's perspective. The section on the Standing Stones Book of Shadows contains solitary rituals for the Esbats and Sabbats. This book, based on the author's nearly two decades of Wiccan practice, presents an eclectic picture of various aspects of this religion. Exercises designed to develop magical proficiency, a self-dedication ritual, herb, crystal and rune magic, recipes for Sabbat feasts, are included in this excellent book.

ISBN:0-87542-118-0, 240 pgs., illus., 6 x 9

\$9.95

## BUCKLAND'S COMPLETE BOOK OF WITCHCRAFT

by Raymond Buckland

Here is the most complete resource to the study and practice of modern, non-denominational Wicca. This is a lavishly illustrated, self-study course for the solitary or group. Included are rituals; exercises for developing psychic talents; information on all major "sects" of the Craft; sections on tools, beliefs, dreams, meditations, divination, herbal lore, healing, ritual clothing and much, much more. This book unites theory and practice into a comprehensive course designed to help you develop into a practicing Witch, one of the "Wise Ones." It is written by Ray Buckland, a very famous and respected authority on Witchcraft who first came public with the Old Religion in the United States. Large format with workbook-type exercises, profusely illustrated and full of music and chants. Takes you from A to Z in the study of Witchcraft.

Never before has so much information on the Craft of the Wise been collected in one place. Traditionally, there are three degrees of advancement in most Wiccan traditions. When you have completed studying this book, you will be the equivalent of a Third-Degree Witch. Even those who have practiced Wicca for years find useful information in this book, and many covens are using this for their textbook. If you want to become a Witch, or if you merely want to find out what Witchcraft is really about, you will find no better book than this.

0-87542-050-8, 272 pgs., 8-1/2 x 11, illus., softcover

\$14.95

## PRACTICAL COLOR MAGICK

by Raymond Buckland, Ph.D.

Color magick is powerful—and safe. Here is a sourcebook for the psychic influence of color on our physical lives. Contains complete rituals and meditations for practical applications of color magick for health, success and love. Find full instructions on how to meditate more effectively and use color to stimulate the chakras and unfold psychic abilities. Learn to use color in divination and in the making of talismans, sigils and magick squares.

This book will teach all the powers of light and more. You'll learn new forms of expression of your innermost self, new ways of relating to others with the secret languages of light and color. Put true color back into your life with the rich spectrum of ideas and practical magical formulas from *Practical Color Magick!*

0-87542-047-8, 160 pgs., illus., softcover

\$6.95

Prices subject to change without notice.

## **DOORS TO OTHER WORLDS**

### **A Practical Guide to Communicating with Spirits**

**by Raymond Buckland**

There has been a revival of spiritualism in recent years, with more and more people attempting to communicate with disembodied spirits via talking boards, séances, and all forms of mediumship (e.g., allowing another spirit to make use of your vocal chords, hand muscles, etc., while you remain in control of your body). The movement, which began in 1848 with the Fox sisters of New York, has attracted the likes of Abraham Lincoln and Queen Victoria, and even blossomed into a full-scale religion with regular services of hymns, prayers, Bible-reading and sermons along with spirit communication.

*Doors to Other Worlds* is for *anyone* who wishes to communicate with spirits, as well as for the less adventurous who simply wish to satisfy their curiosity about the subject. Explore the nature of the spiritual body, learn how to prepare yourself to become a medium, experience for yourself the trance state, clairvoyance, psychometry, table tipping and levitation, talking boards, automatic writing, spiritual photography, spiritual healing, distant healing, channeling, development circles, and also learn how to avoid spiritual fraud.

**0-87542-061-3, 272 pgs., 5-1/4 x 8, illus., softcover \$10.00**

## **TAROT SPELLS**

**by Janina Renee**

This book provides a means of recognizing and affirming one's own personal power through use of the Tarot. With the practical advice and beautiful illustrations in this book, the reader can perform spells for: influencing dreams, better health, legal matters, better family relations, beating addiction, finding a job, better gardening and more. Thirty-five areas of life are discussed, and spells are provided which address specific issues in these areas.

The reader uses Tarot layouts in combination with affirmations and visualizations to obtain a desired result. Many spells can be used with color, gemstones or magical tools to assist the reader in focusing his or her desire.

Graced with beautiful card illustrations from the Robin Wood Tarot, this book can be used immediately even by those who don't own a Tarot deck. No previous experience with the Tarot is necessary. Those familiar with the Tarot can gain new insights into the symbolism of their own particular deck.

**0-87542-670-0, 288 pgs., 6 x 9, illus., softcover \$12.95**

Prices subject to change without notice.

"With the publication of *Practical Candleburning Rituals*, Dr. Buckland, for the first time, brought candle magic up from a 19th century muddle to a clear and concise, modern pagan book on "how to do it."

He carefully distilled the essentials from a wide variety of folk spells gathered the world over and added the results of his own in-depth magical and anthropological researches. The result was excellent . . .

Ever since its initial publication, *Practical Candleburning Rituals* has been the first book that one consults, and the standard against which all others must be judged. This book was the first of its kind . . . In my mind, it is still the very best."

—Ed Fitch  
*Magical Rites From the Crystal Well*

"I've had this book on my shelf for years. It's a real cornerstone."

—Marion Zimmer Bradley  
*Mists of Avalon*

"Ray Buckland's *Practical Candleburning Rituals* is as well researched and authoritative as his numerous other works. It is certainly a source to recommend."

—Prof. Hans Holzer  
*Life Beyond Life*

ISBN 0-87542-048-6



\$6.95 US  
\$9.95 CAN

Llewellyn Publications  
St. Paul, MN 55164-0383  
PRINTED IN THE USA